



2012 SOUTH CAROLINA GAMECOCK SOFTBALL

Contact: Koby Padgett ♦ **Office:** (803) 777-8017 ♦ **Cell:** (803) 386-8345 ♦ **Fax:** (803) 777-2967 ♦ **E-mail:** kpadgett@sc.edu
Web: GamecocksOnline.com ♦ **Address:** Williams Brice Stadium, 1125 George Rogers Blvd., Columbia, SC 29208

2012 Schedule/Results (22-16, 2-9 SEC)

Date	Opponent	W	L	Score/Time
2/10	Tennessee State#		L	2-4
2/11	Western Kentucky#	W		5-4 (8)
2/11	Winthrop#	W		8-1
2/12	Cleveland State#	W		7-4
2/17	vs. Providence%	W		11-3 (5)
2/18	vs. Illinois-Chicago%	W		5-0
2/18	at Florida International%	L		1-3
2/19	vs. Jacksonville%	L		6-7
2/19	vs. Villanova%	W		15-3 (5)
2/22	Winthrop	W		9-1 (5)
2/24	Elon&			Canceled
2/25	Appalachian State&	W		7-4
2/25	Presbyterian&	W		8-1
2/26	George Washington&	W		4-2
2/28	Charleston Southern	L		0-2
2/28	Charleston Southern	W		11-2 (5)
2/29	at Charlotte	W		13-7
3/2	vs. Portland State^	W		2-1
3/2	vs. Maine^	W		13-4 (5)
3/3	at UC Riverside^	W		9-4
3/4	vs. UC Davis^	W		3-2
3/7	at Coastal Carolina	L		1-2
3/7	at Coastal Carolina	L		2-5
3/9	Arkansas*	L		4-5 (8)
3/10	Arkansas*	W		7-2
3/11	Arkansas*	W		8-7
3/13	Mississippi State*	L		6-10
3/13	Mississippi State*	L		0-9 (5)
3/14	Charlotte	W		6-5
3/16	at No. 4/4 Florida*	L		1-9 (5)
3/17	at No. 4/4 Florida* (SUN)	L		0-1
3/18	at No. 4/4 Florida*	L		3-7
3/21	at No. 24/25 North Carolina	L		0-8 (5)
3/23	LSU*	L		0-5
3/24	LSU*	L		0-5
3/25	LSU*	L		0-9 (6)
3/28	at Winthrop	W		12-2 (5)
3/31	Longwood	W		7-2
3/31	Longwood	W		12-5
4/6	at Kentucky*			6 PM
4/7	at Kentucky*			1 PM
4/8	at Kentucky*			1 PM
4/11	at Georgia* (DH)			5 PM
4/13	at Alabama*			7:30 PM
4/14	at Alabama*			4:30 PM
4/15	at Alabama*			2:30 PM
4/20	Tennessee*			7 PM
4/21	Tennessee*			4 PM
4/22	Tennessee*			1 PM
4/27	Auburn*			7 PM
4/28	Auburn*			7 PM
4/29	Auburn*			1 PM
5/4	at Mississippi*			7 PM
5/5	at Mississippi*			3 PM
5/6	at Mississippi*			2 PM (SPSO)

Bold indicates home game All times Eastern
 SUN - Sun Sports SPSO - SportSouth
 * - Southeastern Conference Game
 # - Palmetto Classic (Beckham Field)
 % - Blue & Gold Feisberg Memorial (Miami, Fla.)
 & - Gamecock Invitational (Beckham Field)
 ^ - Highlander Classic (Riverside, Calif.)

Next Four Opponents



Kentucky
 (16-20, 3-6 SEC)
 Fri-Sun., April 6-8
 Lexington, Ky.
Series History
 SC leads 34-16
Trend
 UK won 7 of 9
Last Series
 UK won (4/23-24/11)



Georgia
 (30-8, 9-5 SEC)
 Wed., April 11 (DH)
 Athens, Ga.
Series History
 UGA leads 29-23
Trend
 UGA won last 11
Last Series
 UGA swept (3/16/11)



Alabama
 (35-1, 12-1 SEC)
 Fri-Sun., April 13-15
 Tuscaloosa, Ala.
Series History
 UA leads 29-16
Trend
 UA won last six
Last Series
 UA swept (4/1-3/11)



Tennessee
 (28-9, 10-6 SEC)
 Fri-Sun., April 20-22
 Beckham Field
Series History
 UT leads 28-15
Trend
 UT won last 21
Last Series
 UT swept (3/25-27/11)

Inside

- ✓ South Carolina's roster and breakdown (p. 2)
- ✓ Gamecocks start 8-game SEC trip at Kentucky (p. 3)
- ✓ Struett stellar, takes SEC Freshman award (p. 3)
- ✓ Garcia strong atop lineup (p. 3)
- ✓ Trio of seniors specializing in 2B, 3B and HR (p. 3)
- ✓ Power good predictor for SC wins (p. 3)
- ✓ Starting innings right offensively a big plus for SC (p. 3)
- ✓ Gamecocks have posted big individual RBI days (p. 4)
- ✓ Gonzales adjusting well for Gamecocks (p. 4)
- ✓ Hawkins' power evident (p. 4)
- ✓ A close game turnaround would help (p. 4)
- ✓ Broyles gets tougher in tougher situations (p. 5)
- ✓ Gamecocks in the SEC stats (p. 5 sidebar)
- ✓ Scouting foes, history and last meetings (p. 6)
- ✓ Experience reigns for Gamecocks (p. 6)
- ✓ Gamecocks in the NCAA stat rankings (p. 7 sidebar)
- ✓ SC updates to career charts (p. 8 sidebar)
- ✓ SC lineup by position & batting order (p. 9-10)
- ✓ SC player updates (p. 11-16)
- ✓ Box score QR links (p. 17-18)

South Carolina Pitching Staff

No.	Name	Ht.	Class	ERA	W-L	App-GS	Sv	IP	BB	So	Avg.	Notes
80	Audrey Broyles	5-10	R-Jr.	2.87	6-5	13-11	0	63.1	29	35	.239	Posted 2 W's at UCR
33	Katelynn Howser	5-8	Fr.	3.12	8-4	26-11	3	94.1	64	66	.242	10 Ks, 8 BB in W vs. Pres.
9	Kristen Struett	5-7	Fr.	4.08	2-0	3-2	0	12.0	13	2	.261	1st career CG, W at Winthrop
21	Kierstyn White	5-10	Sr.	4.68	6-7	22-14	0	70.1	46	18	.290	1st SHO vs. Illinois-Chicago

Projected Starting Position Players

Pos.	Name	B/T	Ht.	Class	Avg/OBP/SLG	Notes
C	Shelby Gonzales	R/R	5-8	Jr.	.250/.432/.411	Solid defender with 3 HR
1B	Molly Brossart	R/R	5-7	Sr.	.217/.313/.275	2-for-3 with 2 R, 2 RBI vs. Villanova
1B/C	Olivia Lawrence	L/R	5-6	Fr.	.195/.298/.317	Hit first career homer in game two at Coastal
2B	Dana Hathorn	R/R	5-6	So.	.316/.370/.410	3-for-4 with career high 3 R at Charlotte
3B	Evan Childs	R/R	5-10	Sr.	.313/.392/.607	Tied for 9th on SC's career HR list
SS	Samie Garcia	L/R	5-6	Jr.	.405/.459/.595	Had a team-best 21-game hitting streak
LF	Kaitlin Westfall	R/R	5-6	Sr.	.291/.397/.545	Tops in SEC with 14 doubles
CF	Lauren Lackey	L/R	5-6	Sr.	.414/.449/.514	Team's leading hitter
RF	Chelsea Hawkins	R/R	5-5	So.	.336/.377/.542	Second on team with 19 RBI
DP	Kaela Jackson	R/R	5-6	R-Sr.	.238/.289/.381	2 2Bs, including one vs. Arkansas (3/10)

Coaching Staff

Head Coach Beverly Smith
Assistant Coaches Janelle Breneman, Calvin Beamon
Volunteer Assistant Chrissy Schoonmaker
Student Assistant Ashley Chastain

Numerical Roster

No	Name	Pos.	B/T	Ht.	Class	EX	Hometown/Previous School
1	Molly Brossart	1B	R/R	5-8	Sr.	1L	Tucson, Ariz./Yavapai College
4	Lauren Lackey	OF	L/R	5-6	Sr.	3L	Lake Elsinore, Calif./Temescal Canyon
9	Kristen Struett	OF/P	R/R	5-7	Fr.	HS	Westminster, Calif./Marina
10	Chelsea Hawkins	OF	R/R	5-6	So.	1L	Piedmont, S.C./Wren
11	Evan Childs	IF	R/R	5-10	Sr.	3L	Conway, S.C./Conway
12	Samie Garcia	IF	L/R	5-6	Jr.	1L	Downey, Calif./Cerritos College
13	Kelley Dillon	IF	R/R	5-7	Sr.	1L	Hanahan, S.C./College of Charleston
14	Kylie Morin	IF	L/R	5-7	Sr.	1L	Salem, Ore./Yavapai College
15	Lacey Rother	C/1B	R/R	5-11	Fr.	HS	Long Beach, Calif./Lakewood
16	Sam Arbaugh	IF	R/R	5-1	Sr.	3L	Aiken, S.C./Aiken
17	Shelby Gonzales	C	R/R	5-8	Jr.	TR	Moses Lake, Wash./North Idaho College
18	Codee Yeske	IF	R/R	5-8	So.	TR	Lexington, S.C./Presbyterian
20	Kaitlin Westfall	OF	R/R	5-6	Sr.	3L	Macon, Ga./Mount de Sales Academy
21	Kierstyn White	P	R/R	5-10	Sr.	3L	Columbia, S.C./Irmo
22	Jackie Slawson	OF	L/R	5-8	Sr.	1L	Ladson, S.C./Spartanburg Methodist College
23	Julie Sarratt	P/1B	R/R	5-4	So.	1L	Gaffney, S.C./Gaffney
24	Dana Hathorn	IF	R/R	5-6	So.	1L	Orlando, Fla./Timber Creek
25	Olivia Lawrence	C/1B	L/R	5-6	Fr.	HS	Woodstown, N.J./Gloucester Catholic
30	Kaela Jackson	OF	R/R	5-6	R-Sr.	1L	Morristown, Tenn./Chattanooga State Community College
33	Katelynn Howser	P	R/R	5-8	Fr.	HS	Woodstock, Ga./Sequoyah
42	Hannah Milks	OF	R/R	5-5	Jr.	2L	Greenville, S.C./Wade Hampton
80	Audrey Broyles	P	R/R	5-10	R-Jr.	2L	Pembroke Pines, Fla./Pembroke Pines Charter

Alphabetical Roster

No	Name	Pos.	B/T	Ht.	Class	EX	Hometown/Previous School
16	Sam Arbaugh	IF	R/R	5-1	Sr.	3L	Aiken, S.C./Aiken
1	Molly Brossart	1B	R/R	5-8	Sr.	1L	Tucson, Ariz./Yavapai College
80	Audrey Broyles	P	R/R	5-10	R-Jr.	2L	Pembroke Pines, Fla./Pembroke Pines Charter
11	Evan Childs	IF	R/R	5-10	Sr.	3L	Conway, S.C./Conway
13	Kelley Dillon	IF	R/R	5-7	Sr.	1L	Hanahan, S.C./College of Charleston
12	Samie Garcia	IF	L/R	5-6	Jr.	1L	Downey, Calif./Cerritos College
17	Shelby Gonzales	C	R/R	5-8	Jr.	TR	Moses Lake, Wash./North Idaho College
24	Dana Hathorn	IF	R/R	5-6	So.	1L	Orlando, Fla./Timber Creek
10	Chelsea Hawkins	OF	R/R	5-6	So.	1L	Piedmont, S.C./Wren
33	Katelynn Howser	P	R/R	5-8	Fr.	HS	Woodstock, Ga./Sequoyah
30	Kaela Jackson	OF	R/R	5-6	R-Sr.	1L	Morristown, Tenn./Chattanooga State Community College
4	Lauren Lackey	OF	L/R	5-6	Sr.	3L	Lake Elsinore, Calif./Temescal Canyon
25	Olivia Lawrence	C/1B	L/R	5-6	Fr.	HS	Woodstown, N.J./Gloucester Catholic
42	Hannah Milks	OF	R/R	5-5	Jr.	2L	Greenville, S.C./Wade Hampton
14	Kylie Morin	IF	L/R	5-7	Sr.	1L	Salem, Ore./Yavapai College
15	Lacey Rother	C/1B	R/R	5-11	Fr.	HS	Long Beach, Calif./Lakewood
23	Julie Sarratt	P/1B	R/R	5-4	So.	1L	Gaffney, S.C./Gaffney
22	Jackie Slawson	OF	L/R	5-8	Sr.	1L	Ladson, S.C./Spartanburg Methodist College
9	Kristen Struett	OF/P	R/R	5-7	Fr.	HS	Westminster, Calif./Marina
20	Kaitlin Westfall	OF	R/R	5-6	Sr.	3L	Macon, Ga./Mount de Sales Academy
21	Kierstyn White	P	R/R	5-10	Sr.	3L	Columbia, S.C./Irmo
18	Codee Yeske	IF	R/R	5-8	So.	TR	Lexington, S.C./Presbyterian

Coaching Staff

Head Coach

Beverly Smith (North Carolina, 1995)

Assistant Coach

Janelle Breneman (Bloomsburg, 1994)

Assistant Coach

Calvin Beamon (UNLV, 2010)

Volunteer Ass't. Coach

Chrissy Schoonmaker (South Carolina, 2007)

Student Ass't. Coach

Ashley Chastain (South Carolina, 2011)

Roster by Class

Senior (10): Sam Arbaugh, Molly Brossart, Evan Childs, Kelley Dillon, Kayla Jackson, Lauren Lackey, Kylie Morin, Jackie Slawson, Kaitlin Westfall, Kierstyn White

Junior (4): Audrey Broyles, Samie Garcia, Shelby Gonzales, Hannah Milks

Sophomore (4): Dana Hathorn, Chelsea Hawkins, Julie Sarratt, Codee Yeske

Freshman (4): Katelynn Howser, Olivia Lawrence, Lacey Rother, Kristen Struett

Roster by Height

5-11 Lacey Rother
5-10 Audrey Broyles, Evan Childs, Kierstyn White
5-8 Molly Brossart, Shelby Gonzales, Katelynn Howser, Jackie Slawson, Codee Yeske
5-7 Kelley Dillon, Kylie Morin, Kristen Struett
5-6 Samie Garcia, Dana Hathorn, Chelsea Hawkins, Kaela Jackson, Lauren Lackey, Olivia Lawrence, Kaitlin Westfall
5-5 Hannah Milks
5-4 Julie Sarratt
5-1 Sam Arbaugh

Roster by State

South Carolina (9): Sam Arbaugh, Evan Childs, Kelley Dillon, Chelsea Hawkins, Hannah Milks, Julie Sarratt, Jackie Slawson, Kierstyn White, Codee Yeske

California (4): Samie Garcia, Lauren Lackey, Lacey Rother, Kristen Struett

Florida (2): Audrey Broyles, Dana Hathorn

Georgia (2): Katelynn Howser, Kaitlin Westfall

Arizona (1): Molly Brossart

New Jersey (1): Olivia Lawrence

Oregon (1): Kylie Morin

Tennessee (1): Kaela Jackson

Washington (1): Shelby Gonzales

South Carolina Starts Eight-Game SEC Road Swing with Three at Kentucky

The South Carolina Gamecocks (22-16, 2-9 SEC) step back into conference play this weekend with a three-game series at Kentucky (16-21, 3-6 SEC), the start of an eight-game road swing in the SEC. Friday's first pitch is slated for 6 p.m. EDT, while Saturday and Sunday's contests are both scheduled for 1 p.m. starts. Live audio and Gametracker live stats will be provided at GamecocksOnline.com.

Struett Stellar in First Week of Action

Freshman Kristen Struett bided her time until she made her debut. But she definitely knew how to make an impact once playing. She went 1-for-3 in pinch-hitting duty against LSU while tossing the final 2.1 innings in the Sunday contest. Struett shined against Winthrop and Longwood, earning SEC Freshman of the Week honors. She tossed a complete game in Rock Hill and hit her first career homer. She added hits in both ends of the twinbill versus the Lancers and another pitching win in game two.

Garcia Still Strong Atop Lineup

Shortstop Samie Garcia ranks second on the team and fifth in the SEC with a .405 batting average, and she's second in the league with 50 hits. She's also tied for fifth in the SEC in runs and in the top 15 in the conference stats in slugging percentage, doubles, triples and stolen bases.

The junior saw her 21-game hitting streak snapped in the first game versus Arkansas (3/9), the second-longest documented skein in Gamecock history. Her biggest day came in front of family and a large crowd at the Highlander Classic, when Garcia went 3-for-4 with the game-tying RBI double in the 3-2 comeback win over UC Davis. And during the Blue & Gold Feisberg Memorial, she led the team with nine RBI in the event. Her grand slam versus Providence helped propel South Carolina to the 9-1 (5) win.

Childs Prefers to Trot . . .

Senior third baseman Evan Childs has tallied nine homers on the year, tied for third most in a single season at South Carolina. Two came in the Gamecocks' series-clinching 8-7 victory over Arkansas on March 11, the second-career two-homer game for Childs, tying the program's single-game record again. She hit the second homer off Florida Gator pitching this season on March 18. With 15 in her career, she's tied for seventh on South Carolina's all-time list with Samantha Jennings and Tina Plew. She's vying to be the first Gamecock since McKenna Hughes (2004-07) to lead the team in homers twice in her career.

While Lackey Likes Stretching It to Three . . .

Senior outfielder Lauren Lackey has four triples on the year, tying for the SEC lead. Lackey is looking to be the first Gamecock since Ashton Payne in 2007-08 to lead the team in triples in consecutive seasons. Tied for ninth on the Gamecocks' career triples chart with nine, one more would push Lackey into a tie for seventh with two former standouts, including two-time All-American Karen Sanchelli.

Lackey ranks second in the SEC with her .414 batting average, and she's tied for 11th with 10 stolen bases. Both marks lead the team.

Westfall A Double Machine in 2012

Senior leftfielder Kaitlin Westfall leads the SEC with 14 doubles this season, one shy of making South Carolina's single-season top-10 list. Westfall has three more than her closest competition in the league. Five of Westfall's came in the Blue & Gold Feisberg Memorial, as she posted two each in wins over Illinois-Chicago and Villanova.

Westfall has also contributed four round-trippers on the year, and they both came in pairs on a single day. On March 2, she hit one against both Portland State and Maine in the Highlander Classic at UC Riverside. On March 31, she had one in each end of the doubleheader versus Longwood, including a grand slam in game two that gave the Gamecocks a lead they never relinquished.

Carolina in the Month of April

Since 1984, the Gamecocks are 355-207-1 (.631) in the fourth month of the year. In April SEC games, South Carolina is 101-114 (.470).

The Long Ball Proving to Be Bellweather Again for Gamecocks

The 2012 Gamecocks have tallied 31 homers on the year, one shy of tying the 2005 team for the fourth-highest total in program history. And yet again, the homers point to good things for the team. South Carolina is 16-4 when sending at least one ball out, while it is 3-12 when going without a triple or homer. Last season, the Gamecocks went 17-6 in games in which they hit a homer while winning just three games when the team did not record at least one triple or one home run.

Starting Things Right Very Important for Gamecocks

The Gamecocks thrive when they reach base to start an inning. As a team, South Carolina gets on base at a .424 clip to begin a frame. In the 18 contests where the team has started two or fewer innings with a base runner reaching, the Gamecocks are 6-12.

Quick Facts

Location	Columbia, S.C.
Founded	1801
Enrollment	28,481
Colors	Garnet (PMS 202C) and Black
Nickname	Gamecocks
Affiliation	Southeastern (Eastern Division)
President	Dr. Harris Pastides
Athletic Director	Eric Hyman
Senior Associate AD/SWA	Judy Van Horn
Assistant AD (Sport Supervisor)	Raymond Harrison
Faculty Athletics Representative	Dr. Zach Kelehear
Home Field	Beckham Field
Capacity	700
Dimensions	L-200, C-220, R -200, Alleys-210
NCAA Tournament Appearances	15
NCAA Super Regional Appearances	1
NCAA College World Series Appearances	3
IAAW College World Series Appearances	5
SEC Championships	1
SEC Eastern Division Championships	4
SEC Tournament Championships	2
2011 Record	26-30
2011 Conference Record	6-22
2011 Conference Finish	5th East
Postseason	N/A
Letterwinners Returning/Lost	16/6
Position Starters Returning/Lost	8/2
Pitchers Returning/Lost	3/2
Newcomers	6

Media Information

Director of Media Relations	Steve Fink
Asst. Director/Softball Contact	Koby Padgett
Office Phone	(803) 777-8017
Email	kpadgett@sc.edu
Personal Phone	(803) 386-8345
Office FAX	(803) 777-2967
Department Website	GamecocksOnline.com
Dept. Facebook	facebook.com/GamecocksOnline
Team Facebook	facebook.com/GamecockSoftball
Dept. Twitter	Twitter.com/GamecocksOnline
Team Twitter	Twitter.com/GamecockSoftball
Mailing Address	1125 George Rogers Blvd. Williams Brice Stadium Columbia, SC 29208

Pronunciation Guide

Molly BROSSART	BRAH-surt
Dana HATHORN	HATH-horn
Kylie MORIN	mo-RIN
Julie SARRATT	Sah-RAT
Chrissy SCHOONMAKER	SCHOON-make-er
CODEE YESKE	KO-dee YES-key

Gamecock Staff

Head Coach	Beverly Smith
Alma Mater	North Carolina, 1995
Overall/SC Record	48-46/Same
Assistant Coach	Janelle Breneman
Alma Mater	Bloomsburg, 1994
Assistant Coach	Calvin Beamon
Alma Mater	UNLV, 2010
Volunteer Assistant Coach	Chrissy Schoonmaker
Alma Mater	South Carolina, 2007
Student Assistant Coach	Ashley Chastain
Alma Mater	South Carolina, 2011
Managers	Taylor Barbalace, Robert Beary, Chelsea Guyton
Athletic Trainer	Caroline Crowley

National Rankings - April 3 (Week 8)*USA Today/NFCA*

Rk	Team	Record	Points	Pre.
1	California (30)	33-1	750	1
2	Alabama	35-1	720	2
3	Texas	31-2	671	6
4	Washington	32-4	646	3
5	Oklahoma	30-4	612	7
6	Florida	31-4	608	4
7	Arizona State	32-4	587	5
8	Louisiana-Lafayette	30-1	519	8
9	Georgia	29-7	501	9
10	Tennessee	27-8	476	10
11	Missouri	28-5	459	12
12	Louisville	29-2	404	11
13	UCLA	25-7	361	14
14	Stanford	27-8	345	13
15	Hawai'i	29-3	336	16
16	Texas A&M	25-10	298	15
17	Arizona	23-9	276	19
18	USF	33-5	236	21
18	Oregon	23-7	236	17
20	Michigan	24-10	171	20
21	Florida State	32-6	149	22
22	Baylor	22-12	106	18
23	North Carolina	24-9	96	23
24	LSU	27-8	82	RV
25	Oregon State	26-10	32	RV

RV: Auburn 29, Tulsa 21, DePaul 11, Iowa 3, New Mexico 3, Purdue 3, Fresno State 2, Georgia Tech 1.

ESPN.com/USA Softball

Rk	Team	Record	Points	Pre.
1.	California (20)	33-1	500	1
2.	Alabama	35-1	479	2
3.	Texas	31-2	438	6
4.	Washington	32-4	426	3
5.	Arizona State	32-4	415	5
6.	Florida	31-4	407	4
7.	Oklahoma	30-4	403	7
8.	Louisiana-Lafayette	30-1	362	8
9.	Tennessee	27-8	328	9
10.	Georgia	29-7	317	10
11.	Missouri	28-5	311	12
12.	UCLA	25-7	256	14
13.	Louisville	29-2	243	11
14.	Texas A&M	25-10	224	15
15.	Stanford	27-8	209	13
16.	Arizona	23-9	206	17
17.	Oregon	23-7	183	16
18.	USF	33-5	170	21
19.	Hawaii	29-3	167	18
20.	Michigan	24-10	116	19
21.	LSU	27-8	101	23
22.	Florida State	32-6	93	22
23.	Oregon State	26-10	34	RV
24.	North Carolina	24-9	26	RV
25.	Baylor	22-12	24	20

RV: Auburn 18; Tulsa 16; DePaul 15; Syracuse 9; Minnesota 2; Virginia Tech 2.

Big RBI Games Already Surpassing Last Year

The Gamecocks have posted six four-or-more-RBI games already in 2012, four more than what the team did in the whole of 2011. Sophomores Chelsea Hawkins (2/11) and Dana Hathorn (2/22) both drove home four in wins over Winthrop, while junior Samie Garcia had a grand slam in the win over Providence (2/17). Senior Evan Childs has two four-RBI games on the season, the last in the comeback triumph over Arkansas to clinch the series on March 11. And senior Kaitlin Westfall joined the act in game two against Longwood (3/31), launching her first career grand slam and adding another RBI for the first five-RBI day since Jill Semento's day on April 7, 2009 against Coastal Carolina.

Gonzales Coming on Strong

Junior catcher Shelby Gonzales knew there'd be an adjustment period in her first year of NCAA Division I softball. Last season's NJCAA Division I RBI leader has seemed to make those in recent weeks. She's third on the team with a .432 on-base percentage and has added three home runs. She's been big with runners in scoring position and two outs, going 5-for-10 and driving in eight runs.

Hathorn Leads Gamecocks to Walkoff Win vs. Charlotte

Sophomore second baseman Dana Hathorn stepped up with another big hit to lead the Gamecocks over Charlotte on March 14. She poked a single to left to score Kaitlin Westfall from third and give South Carolina its second comeback win in four days.

Hathorn's biggest game of the year came in the Feb. 22 win over Winthrop, when she provided two two-run doubles to help lead the team to a 9-1 win in five innings over the Eagles.

Hawkins Providing Thump

Sophomore Chelsea Hawkins has provided a lot of power for the Gamecocks this season, hitting five homers, two shy of making South Carolina's top-10 single-season charts. She's driven in 24 runs, third on the team, and also stands third in batting average (.336) and fourth in slugging percentage (.542). The only blemish is the 24 strikeouts in 107 at bats.

Horseshoes, Hand Grenades, Etc.

In last year's 26-30 season, South Carolina went 7-11 in one-run games and 1-3 in extra-inning affairs. Turning half of those one-run losses into wins would move the Gamecocks a long way to their goal of NCAA Tournament eligibility. The Gamecocks stand at 1-1 in extra-inning games this season, getting a 5-4 victory in eight over Western Kentucky, and hold a 5-4 mark in one-run games.

Howser a Bullpen Ace in Early Going

Freshman Katelynn Howser has done some of her best work in 2012 out of the bullpen. In 15 relief appearances, she's picked up three saves, which ranks ninth on South Carolina's single-season chart, and three of her eight wins. In the 42.2 innings of relief, she's posted a 2.46 ERA. In her 11 starts, she's 5-4, tossing five complete games and posting a 3.66 ERA in 51.2 innings.

Childs' Game-Ending Blast New Feeling for These Gamecocks

South Carolina senior Evan Childs ended the series finale against Arkansas with a two-run home run, helping the team claim its first win of the season when trailing heading into the seventh inning. Childs' walk-off shot is the first for the Gamecocks since McKenna Hughes ended a nine-inning affair against Ole Miss in similar fashion in the second game of the doubleheader on May 5, 2007. It was Hughes' ninth round-tripper in her program-best 11-homer year.

Hits Kept Coming vs. Charlotte

South Carolina posted 18 hits in the victory at Charlotte on Feb. 29. That mark is the best since March 5, 2005, when the Gamecocks had 20 in a 15-2 win over South Dakota State.

Early Season Schedule Provided Tests

While the first glance at South Carolina's pre-conference schedule may lead one to think that they should have all been easy games, closer examination says otherwise. Three of the contests came against defending conference champions and NCAA Tournament teams in Illinois-Chicago (Horizon), Jacksonville (Atlantic Sun) and Portland State (Pacific Coast Softball). The Gamecocks went 2-1 in those games, including shutting out the UIC Flames.

Seven Games of HR Equals 2009 Season Total

South Carolina combined to hit 13 homers in the seven-game stretch from Feb. 28-March 4. That total matches what the 2009 team did in 45 games and surpassed the outputs of both 2008 and 2010. In 31 games in 2012, South Carolina has hit 28 homers, three more than in the whole of 2011. The program record is 38 long balls in a season, set in 2003.

SEC Standings

Eastern Division											
	SEC	Pct.	All	Pct.	H	A	N	Div	Top 25	Last 10	Streak
Florida	12-2	.857	32-4	.889	13-1	11-2	8-1	7-2	7-4	8-2	W3
Georgia	9-5	.643	30-8	.789	20-4	6-3	4-1	2-3	7-5	7-3	L1
Tennessee	10-6	.625	28-9	.757	12-4	7-3	9-2	4-4	5-6	8-2	W1
Kentucky	3-6	.333	16-20	.444	2-8	5-9	9-3	1-2	3-11	4-6	L3
South Carolina	2-9	.182	22-16	.579	13-8	3-7	6-1	0-3	0-4	3-7	W3

Western Division											
	SEC	Pct.	All	Pct.	H	A	N	Div	Top 25	Last 10	Streak
Alabama	12-1	.923	35-1	.972	18-1	11-0	6-0	8-0	7-1	9-1	W9
LSU	10-1	.909	28-8	.778	20-3	5-2	3-3	7-1	3-6	10-0	W12
Auburn	5-8	.385	26-12	.684	14-4	6-5	6-3	3-4	4-6	3-7	L1
Mississippi	3-8	.273	16-18	.471	6-8	2-9	8-1	3-5	1-10	3-7	W2
Mississippi State	3-13	.188	19-18	.514	9-10	6-4	4-4	0-6	2-12	2-8	L3
Arkansas	2-12	.143	18-16	.529	10-9	3-6	5-1	0-5	2-9	1-9	L8

As of games played on April 4, 2012

Broyles Goes the Distance and More

Redshirt junior Audrey Broyles passed a personal milestone in her first start of 2012, tossing 117 pitches in the complete-game victory over Western Kentucky. That marked the first time since 2010 that Broyles had thrown that many pitches, when she threw 120 in the loss at Florida Atlantic. Broyles felt so strong that she tossed another 1.1 innings against Winthrop immediately following.

The Pembroke Pines, Fla., product leads the Gamecocks with a 2.87 ERA, tossing 63.1 innings this season. She made her first relief appearance of the year on March 11 and held Arkansas scoreless for the final 3.2 innings in the 8-7 comeback win. She pitched a strong seven innings versus Longwood, fanning seven without giving up a walk in the complete-game win. And when things get tough, she gets better, as the chart shows.

Broyles When Opp. Have	Avg.
Runners	.222
Runners & 2 Outs	.188
Runners in Scoring Position	.239
Runners in Scoring Position & 2 Outs	.172
Bases Loaded	.167

South Carolina Defense Downfall in Early Losses

A common strand ran through the first three Gamecock losses: defensive errors and unearned runs. South Carolina committed seven errors combined and allowed nine unearned runs. Only the Tennessee State game would have stayed tied without those runs; the rest would all favor the Gamecocks. Errors also haunted the Gamecocks in the first game against Mississippi State, as four unearned runs crossed in the 10-6 setback on March 13.

Last season, South Carolina went 21-19 when making one or no errors. That record fell to 5-7 in games with two errors. When the Gamecocks made three or more errors, they went 0-4. This season, the Gamecocks are 17-10 when making one or less errors but 5-6 when committing two or more.

South Carolina Offense Posts Back-to-Back 10+ Run Games

South Carolina rebounded from a two-hit effort in the first game against Charleston Southern to post consecutive 10+ run games. The Gamecocks rebounded with a 11-2 win in five innings over the Buccaneers on the nightcap of Feb. 28 before posting a 13-7 win at Charlotte on Feb. 29. The last time South Carolina scored 10+ in consecutive games was on April 3, 2005 when the Gamecocks run-ruled Kentucky in both halves of a doubleheader in Lexington by scores of 12-2 and 10-1.

On seven occasions, the Gamecocks have posted double-digit runs, the most in the team's SEC era, surpassing the five done by last year's squad and the 1997 league champions. The most recent team with more than five is the 1996 group, which posted 10 10+ run outings.

Coaches Know a Bit about Winning

Last season was outside of the norm for the Gamecock coaching staff. Both head coach Beverly Smith and assistant coach Janelle Breneman came down from North Carolina, which was ranked in the top 25 in each of their last five seasons in Chapel Hill, while the Tar Heels made NCAA Tournament appearances eight times during Smith's tenure. Calvin Beamon also knows something about winning, claiming crowns at all three of his amateur stops. A high school state champion at Smoky Hill High School in Cherry Creek, Colo., Beamon won the NJCAA Division I title in 2003 at the College of Southern Nevada and the College World Series at Texas during 2005.

SC in the SEC Stats

(As of March 25)

All Games

HITTING CATEGORY	Stat	Rank
Batting Average	.308	3rd
Slugging Percentage	.471	3rd
On-Base Percentage	.387	6th
Runs Scored	208	4th
Hits	306	2nd
RBI	186	4th
Doubles	53	T-1st
Triples	8	T-3rd
Home Runs	31	T-5th
Total Bases	468	3rd
Walks	103	9th
Hit by Pitches	28	T-8th
Sacrifice Bunts	29	2nd
Sacrifice Flies	5	T-8th
Stolen Bases	50	5th

PITCHING CATEGORY	Stat	Rank
Earned Run Average	3.56	9th
Opposing Batting Average	.258	8th
Strikeouts	121	11th

FIELDING CATEGORY	Stat	Rank
Fielding Percentage	.960	6th
Chances	1018	5th
Fielding Double Plays	6	10th

SC Players in SEC Stats

HITTING CATEGORY	Stat	Rank
Batting Average		
Lauren Lackey	.414	2nd
Samie Garcia	.405	5th
Slugging Percentage		
Evan Childs	.607	13th
Samie Garcia	.595	15th

Runs	Stat	Rank
Samie Garcia	33	T-5th
Hits		
Samie Garcia	50	2nd
Lauren Lackey	46	T-4th
Dana Hathorn	37	T-14th

Runs Batted In	Stat	Rank
Evan Childs	33	7th
Kaitlin Westfall	27	T-14th

Doubles	Stat	Rank
Kaitlin Westfall	14	1st
Dana Hathorn	9	T-4th
Samie Garcia	7	T-10th
Chelsea Hawkins	7	T-10th

Triples	Stat	Rank
Lauren Lackey	4	T-1st
Samie Garcia	2	T-7th

Home Runs	Stat	Rank
Evan Childs	9	T-6th

Sacrifice Bunts	Stat	Rank
Hannah Milks	5	T-7th
Lauren Lackey	5	T-7th

Sacrifice Flies	Stat	Rank
Evan Childs	2	T-7th

Stolen Bases	Stat	Rank
Lauren Lackey	10	T-11th
Samie Garcia	10	T-11th

PITCHING CATEGORY	Stat	Rank
Saves		
Katelynn Howser	3	T-1st

FIELDING CATEGORY	Stat	Rank
Assists		
Evan Childs	67	T-7th
Samie Garcia	59	12th
Dana Hathorn	57	T-13th

Hitting Streaks	Long '12	Current	Career Long
Samie Garcia	21	3	21
Lauren Lackey	14	4	14
Evan Childs	6	1	7
Dana Hathorn	6	1	6
Kaitlin Westfall	5	4	7
Chelsea Hawkings	5	3	5
Kaela Jackson	4	1	4
Shelby Gonzales	4	-	4
Kristen Struett	4	4	4
Hannah Milks	3	-	5
Molly Brossart	3	1	3
Lacey Rother	3	-	3
Olivia Lawrence	2	-	2
Codee Yeske	2	-	2
Jackie Slawson	1	1	3
Sam Arbaugh	1	1	1

Reached Base Streaks

Long '12	Current	Career Long	
Samie Garcia	21	3	21
Evan Childs	18	1	18
Lauren Lackey	14	6	14
Kaitlin Westfall	10	4	10
Dana Hathorn	7	3	9
Shelby Gonzales	7	4	7
Chelsea Hawkings	6	3	6
Molly Brossart	5	1	12
Kaela Jackson	5	1	5
Kristen Struett	4	4	4
Olivia Lawrence	4	-	4
Hannah Milks	4	-	14
Lacey Rother	3	-	3
Codee Yeske	2	-	2
Jackie Slawson	1	1	3
Sam Arbaugh	1	1	1

Pitches Seen Per Plate Appearance

	PA	NP	Avg.
Sam Arbaugh	5	17	3.40
Molly Brossart	84	296	3.52
Evan Childs	132	468	3.55
Samie Garcia	138	414	3.00
Shelby Gonzales	78	317	4.06
Dana Hathorn	128	448	3.50
Chelsea Hawkings	114	480	4.21
Kaela Jackson	47	167	3.55
Lauren Lackey	123	403	3.28
Olivia Lawrence	47	217	4.62
Hannah Milks	57	190	3.33
Kylie Morin	1	1	1.00
Lacey Rother	39	154	3.95
Jackie Slawson	3	16	5.33
Kristen Struett	11	28	2.55
Kaitlin Westfall	134	497	3.71
Codee Yeske	18	79	4.39

Pitches Thrown Per Plate Appearance

	BF	NP	Avg.
Audrey Broyles	285	1078	3.78
Katelynn Howser	436	1801	4.13
Kristen Struett	60	215	3.58
Kierstyn White	354	1158	3.27

Scouting the Kentucky Wildcats

Kentucky brings a 16-21 overall record into the weekend series and a 3-6 mark in SEC play. The Wildcats have played a tough schedule, going 3-11 against top-25 teams. The 14 games against a ranked foe are tied for the most in the SEC. They are 2-8 at home, including Wednesday's loss to No. 12/13 Louisville.

A team built on stellar pitching last year, the Wildcats have slid back a little this season with a team 3.40 ERA, compared to last season's 2.41 mark. Chanda Bell has been good again, striking out 101 and walking 29 in 84.1 innings of work, leading the staff with a 2.41 ERA. The other three pitchers, Lauren Cumbess, Ellen Weaver and Rachel Riley, all own ERA's over 3.00, with Riley's mark climbing from 2.56 in 112 innings in 2011 to this year's 4.33 in 76 innings. She's fanned 47 and walked 22 in 18 appearances, but opponents hit .323 against Riley. Cumbess has a 3.29 ERA, striking out 38 and walking 16 in 38.1 innings.

Offensively, Kara Dill tops the team with a .407/.459/.561 line, scoring 27 runs and stealing 15 bases in 18 tries, all marks the best on the team. But she has committed 15 errors on defense en route to a .893 fielding percentage. Griffin Joiner ranks second on the team with a .307 batting average and .419 on-base percentage. Riley has four homers and a team-best 21 RBI, while Ginny Carroll leads the squad with five homers and a .459 slugging percentage.

Series History Versus the Wildcats

South Carolina is 34-16 all-time against Kentucky, but the Wildcats have taken seven of the last nine in the series. Last season, the Gamecocks picked up a win in the series finale over a nationally-ranked Kentucky team in extra innings. All time at the UK Softball Complex, South Carolina is 14-7, getting swept in 2010 but sweeping in 2008.

The Last Series vs. Kentucky - April 23-24, 2012

The Wildcats took the series-opening doubleheader on Saturday before the Gamecocks salvaged the final game of the series with a 4-3, eight-inning victory at Beckham Field.

No. 20/16 Kentucky used Meagan Aull's first-inning two-run homer and two sacrifice flies from Annie Rowlands to claim a 5-3 victory over South Carolina in Saturday's first game. Aull's homer snuck just over the right-center field wall in front of the scoreboard to give Kentucky the 2-0 lead, driving in Kara Dill after her one-out single. The lead grew to 3-0 on Rowlands' first sacrifice fly in the second, scoring Samatha DeMartine after she started the inning with a four-pitch walk. South Carolina tried to mount a comeback in the seventh, getting a leadoff single from Dana Hathorn before Kaitlin Westfall drove a ball off the left-field fair pole to make it 5-3. But Kentucky starter Chanda Bell came through to get a groundout and a strikeout to end the ball game. Westfall scored both of the Gamecock runs while going 2-for-3 with the triple and home run. Dill was the only Wildcat with multiple hits, posting two while scoring a run.

Samantha DeMartine's two solo home runs helped No. 20/16 Kentucky take a 3-2 win over South Carolina in game two in front of 727 fans at Beckham Field. DeMartine went 2-for-2 with the two homers for the Wildcats. Gamecock centerfielder Lauren Lackey went 2-for-2 with a run scored. Down 3-1 in the seventh, Laura Mendes connected with two down, posting a double to the left-centerfield gap, and Evan Childs followed with one down the leftfield line to cut it to a one-run game. However, Riley got a foul out on the next pitch to finish the game.

Julie Sarratt produced all day for South Carolina, posting an eight-inning complete-game win while driving in the game-winning run to lead the Gamecocks past No. 20/16 Kentucky, 4-3, on Easter Sunday. With two down and pinch runner Kelley Dillon on first, Sarratt went with a pitch on the outer half of the plate, driving it into the right-centerfield gap and giving Dillon the chance to beat the throw to the plate to end the game. Dillon came on after first baseman Molly Brossart posted her second single of the day with one down in the eighth. Sarratt scattered eight hits and three walks in eight innings of work, giving up three earned runs while striking out three. Cumbess took the loss, allowing four runs, three earned, on three walks and seven hits. She fanned five. Samie Garcia and Brossart both had two hits, while Garcia joined Sarratt with a double. Childs had South Carolina's only homer, while Yocke and DeMartine both had long balls on 2-for-3 days at the plate. Meagan Aull also went 2-for-4 for Kentucky.

Gamecocks Among Most Experienced Teams in NCAA Division I

South Carolina has 10 seniors listed on the roster for 2012, which is believed to be the most in NCAA Division I this year. Seven position starters return from last year, losing starters at catcher and designated player. When removing two players expected to sit out this year due to injury along with the starts by last year's seniors, the Gamecocks bring back 92.3 percent of their outfield starts and 84.8 percent of infield starts from third to first.

A Much Better Showing in 2011

South Carolina posted one of the best turnarounds in the country last year, the first under Beverly Smith. The 12 1/2 game improvement tied for 12th in NCAA Division I, and the mark was the eighth best for a team that finished 2010 under .500.

White Getting the Chance to Start and Finish

Senior pitcher Kierstyn White tossed her first career shutout on the trip to Miami. She blanked defending Horizon League champs Illinois-Chicago, coming within two outs of a no-hitter. The two-hit shutout stands out even more due to White's efficiency, using 74 pitches to get through the seven-inning affair.

In the past, White closed out other pitcher's starts, finishing 36 games over her first two years. Now, she has a chance to start and finish them, posting five complete games in 11 starts in '12.

Strong Weekend Propels Quartet Onto Gamecock Invite Team

Even in a rain-shortened event, the Gamecocks stood out, running to another title and claiming four spots on the all-tournament team. Samie Garcia earned the Gamecock Invitational MVP after going 7-for-11 in the event and leading the Gamecocks in runs and stolen bases. She was joined by three seniors: Evan Childs (three runs, four RBI, double and homer), Lauren Lackey (.545 batting average, two stolen bases) and Kierstyn White (two complete game wins).

Four Gamecocks Claim Palmetto Classic All-Tourney Honors

South Carolina took home the team title from the Palmetto Classic, and four Gamecocks led the way on the all-tournament team. Senior Kaitlin Westfall claimed MVP honors, leading South Carolina with five RBI on the weekend. Joining her on the team was another senior, Evan Childs, who posted a huge day in the win over Cleveland State. Sophomore Dana Hathorn captured a spot, collecting a hit in each of the four games, while redshirt junior Audrey Broyles also garnered recognition. Broyles had the complete-game win over Western Kentucky, an eight-inning affair.

Offensive Improvement Easy to See from '10 to '11

In 2011, the Garnet and Black tallied a batting average that was 51 points better than 2010 (.267-.216), an on-base percentage 54 points improved (.341-.287) and a slugging percentage 94 points better (.382-.288). From 2010 to 2011, the Gamecocks posted 89 more runs, 130 more hits, 14 more doubles, 10 more triples, 16 more homers, 36 more walks and 66 more stolen bases in '11. They also had 76 less strikeouts in 253 more at bats.

Record Speed in 2011

Last season, South Carolina recorded 79 stolen bases, tying the 1992 team for the second most in program history. That trailed only the 1995 squad (87) and marked just the fourth time in recorded history (since 1982) that the Gamecocks averaged over a steal per game (1992, 1994, 1995). The 2011 team did set one speed record, attempting to steal 99 stolen bases. The team 79.8 percent success rate ranks third in the last decade.

Hannah Milks wrote her name in the single-season record books twice for her work on the basepaths last year. Her 0.32 steals per game ranked ninth in Gamecock history, while her and senior Lauren Lackey's perfect percentage became the sixth and seventh such seasons at South Carolina. Milks stole 16 bases without being caught, one more than Lackey.

Gamecocks Set Painful Record in 2011

South Carolina, as a team, took more hit by pitches than in any season previous, getting hit 37 times. The previous mark came in 2009, when the team took 32 pitches off their collective bodies. Those are the only two seasons in record of over 30 HBPs.

South Carolina Made Defenses Work in '11

The Gamecocks did a great job putting balls in play during 2011, posting the least number of strikeouts as a team in the SEC (230). That played a role in South Carolina's offensive resurgence.

SC in the NCAA Stats (as of games played on April 2)		
Team Standings		
HITTING CATEGORY	Stat	Rank
Batting Average	.308	36th
Slugging Percentage	.471	29th
Scoring	5.47	36th
Doubles Per Game	1.39	29th
Triples Per Game	0.21	58th
Home Runs Per Game	0.82	57th
Stolen Bases Per Game	1.32	64th
PITCHING CATEGORY	Stat	Rank
Earned Run Average	3.56	161st
FIELDING CATEGORY	Stat	Rank
Fielding Percentage	.959	124th
Double Plays Per Game	0.16	235th
SC Players in NCAA Stats		
HITTING CATEGORY	Stat	Rank
Batting Average		
Lauren Lackey	.414	55th
Samie Garcia	.405	76th
Home Runs Per Game		
Evan Childs	0.24	86th
RBI Per Game		
Evan Childs	0.87	95th
Kaitlin Westfall	0.71	167th
Doubles Per Game		
Kaitlin Westfall	0.37	12th
Dana Hathorn	0.24	100th
Triples Per Game		
Lauren Lackey	0.11	25th
Slugging Percentage		
Evan Childs	.607	176th
Samie Garcia	.595	205th
Walks Per Game		
Shelby Gonzales	0.50	197th
Triples		
Lauren Lackey	4	7th
PITCHING CATEGORY	Stat	Rank
Earned Run Average		
Katelynn Howser	3.12	226th
Strikeouts per 7 IP		
Katelynn Howser	4.9	201st
Saves		
Katelynn Howser	3	8th

Record of Lineup by Position								
6-2	C-Gonzales	1B-Brossart	2B-Hathorn	3B-Childs	SS-Garcia	LF-Westfall	CF-Lackey	RF-Milks
3-2	C-Lawrence	1B-Brossart	2B-Hathorn	3B-Childs	SS-Garcia	LF-Westfall	CF-Lackey	RF-Milks
11-5	C-Gonzales	1B-Brossart	2B-Hathorn	3B-Childs	SS-Garcia	LF-Westfall	CF-Lackey	RF-Hawkins
1-2	C-Gonzales	1B-Lawrence	2B-Hathorn	3B-Childs	SS-Garcia	LF-Westfall	CF-Lackey	RF-Hawkins
1-4	C-Lawrence	1B-Brossart	2B-Hathorn	3B-Childs	SS-Garcia	LF-Westfall	CF-Lackey	RF-Hawkins
0-1	C-Rother	1B-Lawrence	2B-Hathorn	3B-Childs	SS-Garcia	LF-Westfall	CF-Lackey	RF-Hawkins

Current Gamecocks in South Carolina's Career Top 20 Lists

HITTING CATEGORY	Stat	Rank
Batting Average		
Samie Garcia	.361	3rd
Lauren Lackey	.302	14th
Runs Per Game		
Lauren Lackey	0.40	19th
Hits Per Game		
Samie Garcia	1.17	2nd
Dana Hathorn	0.89	14th
Doubles		
Kaitlin Westfall	29	T-17th
Doubles Per Game		
Kaitlin Westfall	0.17	10th
Triples		
Lauren Lackey	9	T-9th
Triples Per Game		
Samie Garcia	0.05	8th
Lauren Lackey	0.05	12th
Home Runs		
Evan Childs	15	T-7th
Kaitlin Westfall	11	T-13th
Home Runs Per Game		
Evan Childs	0.08	4th
Samie Garcia	0.08	9th
Kaitlin Westfall	0.07	12th
On-Base Percentage		
Samie Garcia	.425	4th
Lauren Lackey	.356	15th
Kaitlin Westfall	.339	20th
Slugging Percentage		
Samie Garcia	.508	6th
Kaitlin Westfall	.425	13th
RBI Per Game		
Evan Childs	0.42	16th
Walks Per Game		
Molly Brossart	0.37	4th
Toughest to Strikeout (AB per SO)		
Samie Garcia	15.25	13th
Stolen Bases		
Lauren Lackey	27	T-12th
Hannah Milks	26	14th
Samie Garcia	25	T-15th
Stolen Base Percentage		
Evan Childs	.938 (15-16)	6th
Lauren Lackey	.871 (27-31)	T-15th
Hannah Milks	.867 (26-30)	T-17th
Stolen Bases Per Game		
Samie Garcia	0.27	4th
Hannah Milks	0.20	9th
Dana Hathorn	0.15	13th
Kylie Morin	0.15	T-15th
Jackie Slawson	0.15	T-15th
Lauren Lackey	0.15	17th
Hit by Pitches		
Kaitlin Westfall	16	3rd
Evan Childs	11	T-7th
Samie Garcia	10	T-12th
Lauren Lackey	8	T-18th
Sacrifice Flies		
Evan Childs	5	T-10th
Molly Brossart	4	T-15th

Offense (and Speed) Return Almost Fully from Last Year

South Carolina has a lot of offense returning from last year's team. In almost every major category (minus doubles and sacrifice flies), the Gamecocks have at least two-thirds of their firepower back. Most exciting is the 96 percent of stolen bases back from last year, the highest percentage of any stat. The chart below shows the full breakdown of what comes back for Beverly Smith's team.

HITTING CATEGORY	Stat	% Back
Runs Scored	222	82%
Hits	395	76%
Doubles	63	59%
Triples	16	69%
Home Runs	25	76%
RBI	182	71%
Total Bases	565	73%
Walks	137	66%
Sacrifice Bunts	42	93%
Sacrifice Flies	15	62%
Stolen Bases	79	96%

And the Pitching Has Picked Up, Too

The Gamecock offense was not the only thing that improved from '10 to '11. The team's ERA finished more than a run and a half better than in '10 (3.31-4.97). South Carolina tossed four more complete games and seven more shutouts than the year before, and opponents hit 66 points lower (.253-.319) against the team. In roughly 60 more innings, the Gamecocks compiled four more strikeouts and just one more walk.

Plenty of Pitching Opportunities for All

Unlike the offense, there is a lot of pitching to fill in for the Gamecocks this spring. Here's the breakdown for the pitching that returns from Audrey Broyles and Kierstyn White.

PITCHING CATEGORY	Stat	% Back
Innings Pitched	374.1	34%
Earned Runs Allowed	177	34%
Walks	167	28%
Strikeouts	199	33%

There's Plenty of Depth Again

South Carolina's softball roster this season is comprised of 22 student-athletes, one less than last year. And after a year of work for 16 of those, there is a viable backup at every position who could see time for a variety of reasons. Two players, Kelley Dillon and Julie Sarratt, are likely out for the year due to offseason surgeries.

South Carolina Picked to Finish Fifth in SEC East

In the poll of Southeastern Conference coaches prior to the season, South Carolina finished fifth in the SEC Eastern Division. Florida was the pick to win the East, while Tennessee ranked second. Kentucky edged out Georgia for the third spot. Alabama was the coaches' choice to win the SEC West, while Florida was crowned the favorite for the overall title this season by one vote over Tennessee.

Gamecocks Flew as Far South as Possible

South Carolina has played at many events in the Sunshine State, but the trip to Florida International in Miami marks the farthest south the Gamecocks have played on record. Last season, the Gamecocks played at Florida Atlantic, in Boca Raton, and Florida Gulf Coast, in Fort Myers, with Boca being a few miles farther south. Miami is an hour south on Interstate 95 than the FAU campus.

PITCHING CATEGORY	Stat	Rank	PITCHING CATEGORY (Cont.)	Stat	Rank
Appearances			Strikeout to Walk Ratio		
Kierstyn White	85	13th	Audrey Broyles	2.65	12th
Audrey Broyles	78	14th	Saves		
Games Started			Audrey Broyles	3	T-9th
Audrey Broyles	65	10th	Kierstyn White	3	T-9th
Relief Appearances			Katelynn Howser	3	T-9th
Kierstyn White	56	2nd	Wild Pitches		
Strikeouts			Kierstyn White	29	T-3rd
Audrey Broyles	265	12th	Hit Batters		
Strikeouts Per 7 Innings Pitched			Audrey Broyles	26	5th
Audrey Broyles	5.32	8th	Kierstyn White	15	13th

#1 - Molly Brossart

1B - R/R - 5-8 - Sr. - Tucson, Ariz.

- All 34 starts have come at first base
- Errorless through 189 chances
- 2-for-3 with two runs and two RBI vs. Villanova (2/19)



PROFILE



GBG STATS

2012	Game Highs	Career
4, 2x, last at UC Riverside 3/3	AB	5, vs. Providence, 3/5/11
2, 2x, last vs. Villanova 2/19	R	Same
2 vs. Villanova 2/19	H	3, at Longwood-2, 4/9/11
2, 2x, last vs. Charleston So.-2, 2/28	RBI	3, at USC Upstate, 4/13/11
1 vs. Arkansas 3/9	2B	1, 6x, last vs. Arkansas 3/9/12
N/A	3B	N/A
1 vs. Charleston Southern-2, 2/28	HR	1, 4x, last vs. Charleston So.-2, 2/28/12
2 vs. Cleveland State 2/12	BB	2, 4x, last vs. Cleveland State 2/12/12
1 vs. Providence 2/17	SB	Same

Brossart's Season-By-Season Batting Statistics

Year	Avg.	GP	GS	AB	R	H	2B	3B	HR	RBI	TB	SLG	BB	HBP	K	GDP	OBP	SF	SH	SB-ATT	PO	A	E	FLD%
2011	.212	49	44	113	3	24	5	0	3	18	38	.336	22	5	27	0	.357	3	4	0-0	287	10	4	.987
2012	.217	34	34	69	8	15	1	0	1	7	19	.275	9	1	13	0	.313	1	4	1-1	187	2	0	1.000
TOTAL	.214	83	78	182	11	39	6	0	4	25	57	.313	31	6	40	0	.341	4	8	1-1	474	12	4	.992

#4 - Lauren Lackey

OF - L/R - 5-6 - Sr. - Lake Elsinore, Calif.

- Leads team with 10 stolen bases and four triples
- Tripled in consecutive games at FIU (2/19)
- Posted career-best 14-game hitting streak (3/2-3/18)



PROFILE



GBG STATS

2012	Game Highs	Career
4, 10x, last vs. Longwood-1, 3/31	AB	5, 2x, last vs. Loyola, 2/27/10
3 vs. Villanova 2/19	R	3, vs. Mississippi, 3/11/11
3 vs. Presbyterian 2/25	H	3, 5x, last vs. Presbyterian 2/25/12
3, 2x, last at UC Riverside 3/3	RBI	3, 5x, last at UC Riverside 3/3/12
1, 3x, last at No. 4 Florida 3/18	2B	1, 10x, last at No. 4 Florida 3/18/12
1, 4x, last vs. Mississippi State-1, 3/13	3B	1, 9x, last vs. Mississippi State-1 3/13/12
N/A	HR	1 vs. Georgetown, 2/18/11
1, 7x, last vs. LSU 3/24	BB	2 vs. North Florida, 2/14/09
2, 2x, last at Winthrop 3/28	SB	2, 4x, last at Winthrop 3/28/12

Lackey's Season-By-Season Batting Statistics

Year	Avg.	GP	GS	AB	R	H	2B	3B	HR	RBI	TB	SLG	BB	HBP	K	GDP	OBP	SF	SH	SB-ATT	PO	A	E	FLD%
2009	.212	41	38	99	10	21	3	0	0	5	24	.242	10	3	20	0	.301	1	7	2-4	42	2	1	.978
2010	.229	51	51	140	17	32	3	1	0	8	37	.264	11	3	25	0	.297	1	7	0-2	54	7	1	.984
2011	.350	56	56	140	26	49	2	4	1	12	62	.443	7	2	26	0	.387	1	2	15-15	82	4	1	.989
2012	.414	38	38	111	22	46	3	4	0	16	57	.514	7	0	11	0	.449	0	5	10-10	48	1	1	.980
TOTAL	.302	186	183	490	75	148	11	9	1	41	180	.367	35	8	82	0	.356	3	21	27-31	226	14	4	.984

#9 - Kristen Struett

OF/P - R/R - 5-7 - Fr. - Westminster, Calif.

- Picked up her first career hit vs. LSU (3/25)
- Won her first start and hit her first career HR at Winthrop (3/28)



PROFILE



GBG STATS

2012	Game Highs - Hitting	Career
3, 2x, last vs. Longwood-1 3/31	AB	Same
2 at Winthrop 3/28	R	Same
2, 2x, last vs. Longwood-1 3/31	H	Same
4 at Winthrop 3/28	RBI	Same
N/A	2B	Same
N/A	3B	Same
1 at Winthrop 3/28	HR	Same
N/A	BB	Same
N/A	SB	Same

2012	Game Highs - Pitching	Career
5.0 at Winthrop 3/28	IP	Same
1, 2x, last vs. Longwood-2, 3/31	K	Same
5 vs. Longwood-2 3/31	H	Same
5 vs. Longwood-2 3/31	R	Same
3 vs. Longwood-2 3/31	ER	Same
6 vs. Longwood-2 3/31	BB	Same

Struett's Season-By-Season Batting Statistics

Year	Avg.	GP	GS	AB	R	H	2B	3B	HR	RBI	TB	SLG	BB	HBP	K	GDP	OBP	SF	SH	SB-ATT	PO	A	E	FLD%
2012	.545	6	3	11	3	6	0	0	1	4	9	.818	0	0	1	0	.545	0	0	0-0	1	2	0	1.000

Struett's Season-By-Season Pitching Statistics

Year	ERA	W	L	App	GS	CG	SHO	CBO	SV	IP	H	R	ER	BB	SO	2B	3B	HR	BF	B/Avg	WP	HBP	Ill.	SFA	SHA
2012	4.08	2	0	3	2	1	0	0	0	12.0	12	9	7	13	2	1	0	0	60	.261	2	0	0	1	0

#10 - Chelsea Hawkins
OF - R/R - 5-6 - So. - Piedmont, S.C.

- Third on the team with 11 multi-hit games
- Third on the team in batting average and RBI
- Went 3-for-4 with two runs scored vs. Arkansas (3/10)



2012	Game Highs	Career
4, 10x, last vs. Longwood-2 3/31	AB 4, 11x, last vs. Longwood-2, 3/31/12	
2, 2x, last vs. Arkansas 3/10	R Same	
3, 2x, last vs. Arkansas 3/10	H Same	
4, vs. Winthrop 2/11	RBI Same	
1, 7x, last vs. Longwood-2 3/31	2B 1, 8x, last vs. Longwood-2 3/31/12	
N/A	3B N/A	
1, 5x, last at UC Riverside 3/3	HR 1, 6x, last at UC Riverside 3/3/12	
1, 7x, last at No. 24/25 N. Carolina 3/21	BB 2, 2x, last vs. Stony Brook, 3/6/11	
1, 2x, last vs. George Washington 2/26	SB Same	

Year	Avg.	GP	GS	AB	R	H	2B	3B	HR	RBI	TB	SLG	BB	HBP	K	GDP	OBP	SF	SH	SB-ATT	PO	A	E	FLD%
2011	.179	24	10	39	3	7	1	0	1	1	11	.282	5	0	15	0	.273	0	1	0-1	9	2	0	1.000
2012	.336	36	36	107	14	36	7	0	5	24	58	.542	7	0	24	0	.377	0	0	2-2	17	1	1	.947
TOTAL	.295	60	46	146	17	43	8	0	6	25	69	.473	12	0	39	0	.348	0	1	2-3	26	3	1	.967

#11 - Evan Childs
IF - R/R - 5-10 - Sr. - Conway, S.C.

- Leads the team in slugging (.607) and multi-RBI games (9)
- Hit 2 HR, including walkoff shot, vs. Arkansas (3/11)
- Went 4-for-4 with two doubles and a homer in the win over Cleveland State (2/12)



2012	Game Highs	Career
5 at Charlotte 2/29	AB 5, 4x, last at Charlotte 2/29/12	
2, 8x, last vs. Longwood-2 3/31	R 2, 12x, last vs. Longwood-2 3/31/12	
4 vs. Cleveland State 2/12	H Same	
4, 2x, last vs. Arkansas 3/11	RBI 4, 4x, last vs. Arkansas 3/11/12	
2 vs. Cleveland State 2/12	2B 3, vs. Longwood-2 2/16/10	
N/A	3B 1, 2x, last vs. Stony Brook 3/6/11	
2 vs. Arkansas 3/11	HR 2, 2x, last vs. Arkansas 3/11/12	
2 vs. Winthrop 2/22	BB 2, 3x, last vs. Winthrop 2/22/12	
1, 6x, last vs. Longwood-2 3/31	SB 1, 15x, last vs. Longwood-2 3/31/12	

Year	Avg.	GP	GS	AB	R	H	2B	3B	HR	RBI	TB	SLG	BB	HBP	K	GDP	OBP	SF	SH	SB-ATT	PO	A	E	FLD%
2009	.180	44	42	128	17	23	4	0	4	17	39	.305	10	2	34	0	.250	0	2	3-3	93	79	11	.940
2010	.208	50	47	125	15	26	9	1	0	17	37	.296	15	2	42	0	.299	2	1	1-1	90	80	19	.899
2011	.227	51	40	119	16	27	4	1	2	10	39	.328	4	3	20	1	.268	1	4	5-6	56	89	16	.901
2012	.313	38	38	112	25	35	6	0	9	33	68	.607	12	4	18	0	.392	2	2	6-6	60	68	8	.941
TOTAL	.229	183	167	484	73	111	23	2	15	77	183	.378	41	11	114	1	.301	5	9	15-16	299	316	54	.919

#12 - Samie Garcia
IF - L/L - 5-6 - Jr. - Downey, Calif.

- Among the SEC top 15 in many categories
- Posted the longest hitting streak (21 games) at South Carolina since 1999
- MVP of the Gamecock Invitational



2012	Game Highs	Career
5 vs. Winthrop 2/11	AB 5, 2x, last vs. Winthrop 2/11/12	
3, 3x, last vs. Mississippi State-1 3/13	R Same	
4 vs. Presbyterian 2/25	H 4, 2x, last vs. Presbyterian 2/25/12	
4 vs. Providence 2/17	RBI Same	
1, 7x, last vs. Arkansas 3/11	2B 1, 14x, last vs. Arkansas 3/11/12	
1, 2x, last vs. Charlotte 3/14	3B 1, 5x, last vs. Charlotte 3/13/12	
1, 4x, last vs. Mississippi State-1 3/13	HR 1, 7x, last vs. Mississippi State-1 3/13/12	
1, 9x, last vs. Winthrop 3/28	BB 2, vs. Seton Hall 3/5/11	
1, 10x, last vs. Longwood-2 3/31	SB 2, 2x, last vs. Charleston Southern 4/5/11	

Year	Avg.	GP	GS	AB	R	H	2B	3B	HR	RBI	TB	SLG	BB	HBP	K	GDP	OBP	SF	SH	SB-ATT	PO	A	E	FLD%
2011	.332	56	56	184	31	61	7	3	3	20	83	.451	16	6	13	0	.403	0	8	15-20	84	116	17	.922
2012	.405	38	38	121	33	49	7	2	4	23	72	.595	9	4	7	1	.459	1	3	10-14	54	59	8	.934
TOTAL	.361	94	94	305	64	110	14	5	7	43	155	.508	25	10	20	1	.425	1	11	25-34	138	175	25	.926

#13 - Kelley Dillon
IF - R/R - 5-7 - Sr. - Hanahan, S.C.

- Offseason shoulder surgery may cost her the year



2012	Game Highs	South Carolina
N/A	AB 4 (4x, last vs. Winthrop, 5/4/11)	
N/A	R 2 (vs. Georgetown, 2/18/11)	
N/A	H 2 (3x, last vs. Winthrop, 5/4/11)	
N/A	RBI 1 (4x, last vs. Winthrop, 5/4/11)	
N/A	2B 1 (3x, last vs. Elon-1, 2/26/11)	
N/A	3B 1 (at Longwood-2, 4/9/11)	
N/A	HR N/A	
N/A	BB 2 (at Winthrop, 3/2/11)	
N/A	SB 1 (2x, last vs. Michigan State, 2/20/11)	

Year	Avg.	GP	GS	AB	R	H	2B	3B	HR	RBI	TB	SLG	BB	HBP	K	GDP	OBP	SF	SH	SB-ATT	PO	A	E	FLD%
2011	.171	29	26	70	10	12	3	1	0	4	17	.243	7	1	19	1	.253	1	2	2-2	50	31	4	.953
2012																								
TOTAL	.171	29	26	70	10	12	3	1	0	4	17	.243	7	1	19	1	.253	1	2	2-2	50	31	4	.953

#14 - Kylie Morin
IF - L/R - 5-7 - Sr. - Salem, Ore.

- Used as a pinch runner in 24 games
- 4-for-5 in stolen-base tries



PROFILE

GBG STATS

2012	Game Highs	Career
1 vs. Charleston Southern-2 2/28	AB	3, vs. Georgetown, 2/18/11
1, 10x, last at Winthrop 3/28	R	1, 23x, last at Winthrop 3/28/12
N/A	H	Same
N/A	RBI	Same
N/A	2B	Same
N/A	3B	Same
N/A	HR	Same
N/A	BB	Same
1, 4x, last vs. Charleston So.-2 2/28	SB ...1, 10x, last vs. Charleston So.-2 2/28/12	

Year	Avg.	GP	GS	AB	R	H	2B	3B	HR	RBI	TB	SLG	BB	HBP	K	GDP	OBP	SF	SH	SB-ATT	PO	A	E	FLD%
2011	.000	42	2	3	13	0	0	0	0	0	0	.000	0	0	0	0	.000	0	0	6-9	0	0	0	.000
2012	.000	24	0	1	10	0	0	0	0	0	0	.000	0	0	0	0	.000	0	0	4-5	0	0	0	.000
TOTAL	.000	66	2	4	23	0	0	0	0	0	0	.000	0	0	0	0	.000	0	0	10-14	0	0	0	.000

#15 - Lacey Rother
C/1B - R/R - 5-11 - Fr. - Long Beach, Calif.

- Fourth on the team with 10 walks
- Hit her first homer in Maine (3/2) win



PROFILE

GBG STATS

2012	Game Highs	Career
3, 4x, last at Coastal Carolina-1 3/7	AB	Same
1 vs. Maine 3/2	R	Same
2 vs. Maine 3/2	H	Same
3 vs. Maine 3/2	RBI	Same
N/A	2B	Same
N/A	3B	Same
1 vs. Maine 3/2	HR	Same
2 at UC Riverside 3/3	BB	Same
N/A	SB	Same

Year	Avg.	GP	GS	AB	R	H	2B	3B	HR	RBI	TB	SLG	BB	HBP	K	GDP	OBP	SF	SH	SB-ATT	PO	A	E	FLD%
2012	.250	23	10	28	1	7	0	0	1	6	10	.357	10	1	5	1	.462	0	0	0-0	2	0	0	1.000

#16 - Sam Arbaugh
IF - R/R - 5-1 - Sr. - Aiken, S.C.

- Had a pinch hit at Winthrop (3/28)
- Used as a pinch runner on eight occasions, scoring six times



PROFILE

GBG STATS

2012	Game Highs	Career
1, 5x, last at Winthrop 3/28	AB	4 vs. Loyola 2/27/10
1, 6x, last vs. Longwood-1 3/31	R	3 vs. Loyola 2/27/10
1 at Winthrop 3/28	H	1, 3x, last at Winthrop 3/28/12
N/A	RBI	N/A
N/A	2B	N/A
N/A	3B	N/A
N/A	HR	N/A
N/A	BB ...1, 2x, last at No. 12/10 Georgia-1, 4/24/10	
N/A	SB	N/A

Year	Avg.	GP	GS	AB	R	H	2B	3B	HR	RBI	TB	SLG	BB	HBP	K	GDP	OBP	SF	SH	SB-ATT	PO	A	E	FLD%
2009	.000	12	2	4	2	0	0	0	0	0	0	.000	0	0	2	0	.000	0	1	0-0	4	1	1	.833
2010	.061	26	19	33	4	2	0	0	0	0	2	.061	2	2	17	0	.162	0	4	0-0	36	27	10	.863
2011																								
2012	.200	13	0	5	6	1	0	0	0	0	1	.200	0	0	1	0	.200	0	0	0-0	0	1	0	1.000
TOTAL	.071	51	21	42	12	3	0	0	0	0	3	.071	2	2	20	0	.152	0	5	0-0	40	29	11	.863

#17 - Shelby Gonzales
C - R/R - 5-8 - Jr. - Moses Lake, Wash.

- Started 27 games at catcher
- Tied for second on the team with five multi-RBI games
- Went 2-for-4 with a homer and three RBI at Charlotte (2/29)
- Her first career homer came vs. Presbyterian (2/25)



PROFILE

GBG STATS

2012	Game Highs	Career
4, 2x, last at Charlotte 2/29	AB	Same
2 at UC Riverside 3/3	R	Same
2, 2x, last at Charlotte 2/29	H	Same
3 at Charlotte 2/29	RBI	Same
N/A	2B	Same
N/A	3B	Same
1, 3x, last at UC Riverside 3/3	HR	Same
2, 2x, last at UC Riverside 3/3	BB	Same
N/A	SB	Same

Year	Avg.	GP	GS	AB	R	H	2B	3B	HR	RBI	TB	SLG	BB	HBP	K	GDP	OBP	SF	SH	SB-ATT	PO	A	E	FLD%
2012	.250	30	27	56	6	14	0	0	3	13	23	.411	15	3	5	0	.432	0	4	0-0	103	12	3	.975

#18 - Codee Yeske
IF - R/R - 5-8 - So. - Lexington, S.C.

- Appeared in 14 games, nine as a pinch hitter
- Posted first homer vs. Maine (3/2)
- Hit by a pitch twice and scored a run vs. Winthrop (2/11)



2012	Game Highs	Carolina
3 vs. Jacksonville 2/19	AB	Same
1, 2x, last vs. Maine 3/2	R	Same
1, 2x, last vs. Maine 3/2	H	Same
2 vs. Maine 3/2	RBI	Same
N/A	2B	Same
N/A	3B	Same
1 vs. Maine 3/2	HR	Same
1 at No. 4 Florida 3/18	BB	Same
1 at Charlotte 2/29	SB	Same

Year	Avg.	GP	GS	AB	R	H	2B	3B	HR	RBI	TB	SLG	BB	HBP	K	GDP	OBP	SF	SH	SB-ATT	PO	A	E	FLD%
2012	.133	14	1	15	2	2	0	0	1	2	5	.333	1	2	7	0	.278	0	0	1-1	2	1	1	.750

#20 - Kaitlin Westfall
OF - R/R - 5-6 - Sr. - Macon, Ga.

- Leads the SEC with 14 doubles
- 12th in NCAA stat report with 0.37 doubles per game
- Had five RBI including a grand slam vs. Longwood (3/31)
- Went 2-for-4 with a double, a triple and three RBI, including two game-tying ones, vs. Western Kentucky (2/11)



2012	Game Highs	Career
5 at Charlotte 2/29	AB	Same
3 vs. Longwood-1 3/31	R	3, 2x, last vs. Longwood-1 3/31/12
3 vs. Villanova 2/19	H	3, 3x, last vs. Villanova 2/19/12
5 vs. Longwood-2, 3/31	RBI	Same
2, 2x, last vs. Villanova 2/19	2B	Same
1 vs. Western Kentucky 2/11	3B	1, 4x, last vs. Western Kentucky 2/11/12
1, 4x, last vs. Longwood-2 3/31	HR	1, 1x, last vs. Longwood-2 3/31/12
2 vs. Illinois-Chicago 2/18	BB	2, 6x, last vs. Illinois-Chicago 2/18/12
1, 3x, last vs. Charleston So.-2 2/28	SB	1, 5x, last vs. Charleston So.-2 2/28/12

Year	Avg.	GP	GS	AB	R	H	2B	3B	HR	RBI	TB	SLG	BB	HBP	K	GDP	OBP	SF	SH	SB-ATT	PO	A	E	FLD%
2009	.162	31	12	37	7	6	2	1	0	3	10	.270	0	2	12	0	.205	0	1	1-1	0	0	0	.000
2010	.176	47	40	108	8	19	6	0	2	9	31	.287	8	5	31	0	.264	0	3	0-0	50	2	0	1.000
2011	.300	53	52	150	19	45	7	2	5	27	71	.473	16	4	20	0	.378	2	6	1-3	75	8	1	.988
2012	.291	38	38	110	24	32	14	1	4	27	60	.545	15	5	18	1	.397	1	3	3-3	73	5	5	.940
TOTAL	.252	169	142	405	58	102	29	4	11	66	172	.425	39	16	81	1	.339	3	13	5-7	198	15	6	.973

#21 - Kierstyn White
P - R/R - 5-10 - Sr. - Columbia, S.C.

- Posted her first career shutout in 5-0 win over Illinois-Chicago (2/18)
- Now has seven career complete games, five this year



2012	Game Highs	Career
7.0, 4x, last vs. Charleston So.-1 2/28	IP	7.0, 5x, last vs. Charleston So.-1 2/28/12
3, 2x, last vs. Charleston So.-1 2/28	K	6 vs. Seton Hall, 3/5/11
9 vs. Appalachian State 2/25	H	13 at Kentucky-1, 4/10/10
5, 3x, last vs. LSU 3/23	R	11 at Kentucky-1, 4/10/10
5, 2x, last vs. LSU 3/23	ER	11 at Kentucky-1, 4/10/10
6 vs. Mississippi State-2 3/13	BB	Same

Year	ERA	W	L	App	GS	CG	SHO	CBO	SV	IP	H	R	ER	BB	SO	2B	3B	HR	BF	B/Avg	WP	HBP	III.	SFA	SHA
2009	2.69	9	4	32	9	0	0	3	3	86.0	91	44	33	36	45	11	5	3	398	.271	9	9	1	1	16
2010	8.32	0	2	18	2	1	0	0	0	37.0	79	58	44	28	19	14	1	8	218	.436	11	2	0	3	4
2011	4.30	2	3	13	4	1	0	0	0	27.2	35	24	17	18	11	2	0	3	143	.292	5	2	2	0	3
2012	4.68	6	7	22	14	5	1	0	0	70.1	85	59	47	46	18	12	3	9	354	.290	4	2	2	3	10
TOTAL	4.47	17	16	85	29	7	1	3	3	221.0	290	185	141	128	93	39	9	23	1113	.312	29	15	5	7	33

#22 - Jackie Slawson
OF - L/R - 5-8 - Sr. - Ladson, S.C.

- Pinch ran in 21 games, scoring 11 times



2012	Game Highs	Career
1, 3x, last at Winthrop 3/28	AB	3 at LSU 5/7/11
1, 11x, last vs. Longwood-2 3/31	R	1, 30x, last vs. Longwood-2 3/31/12
1 at Winthrop 3/28	H	1, 4x, last at Winthrop 3/28/12
N/A	RBI	N/A
N/A	2B	N/A
N/A	3B	N/A
N/A	HR	N/A
N/A	BB	N/A
1, 4x, last vs. Longwood-2 3/31	SB	1, 10x, last vs. Longwood-2 3/31/12

Year	Avg.	GP	GS	AB	R	H	2B	3B	HR	RBI	TB	SLG	BB	HBP	K	GDP	OBP	SF	SH	SB-ATT	PO	A	E	FLD%
2011	.429	43	3	7	19	3	0	0	0	0	3	.429	0	1	2	0	.500	0	0	6-13	0	0	0	.000
2012	.333	23	0	3	11	1	0	0	0	0	1	.333	0	0	0	0	.333	0	0	4-4	0	0	0	.000
TOTAL	.400	66	3	10	30	4	0	0	0	0	4	.400	0	1	2	0	.455	0	0	10-17	0	0	0	.000

#23 - Julie Sarratt
P/1B - R/R - 5-4 - So. - Gaffney, S.C.

- Offseason surgery may keep her out for 2012



PROFILE

GBG STATS

2012	Game Highs - Hitting	Career
N/A	AB 4, 3x, last vs. No. 20/16 Kentucky, 4/24/11	
N/A	R 1, 3x, last vs. Charleston Southern, 4/5/11	
N/A	H 2, 3x, last vs. Charleston Southern, 4/5/11	
N/A	RBI 2, 2x, last vs. Mississippi, 3/12/11	
N/A	2B 1, 4x, last vs. No. 20/16 Kentucky, 4/24/11	
N/A	3B	N/A
N/A	HR 1, 2x, last vs. Mississippi, 3/12/11	
N/A	BB 1 vs. Michigan State, 2/20/11	
N/A	SB	N/A

2011	Game Highs - Pitching	Career
N/A	IP 8.1 at No. 23/24 Auburn, 3/20/11	
N/A	K 9 vs. Florida Gulf Coast, 2/19/11	
N/A	H 11 at No. 23/24 Auburn, 3/20/11	
N/A	R 6, 2x, last at No. 11 Tennessee, 3/26/11	
N/A	ER 6, 2x, last at No. 11 Tennessee, 3/26/11	
N/A	BB 4, 3x, last vs. No. 5/7 Florida, 4/30/11	

Sarratt's Season-By-Season Batting Statistics																								
Year	Avg.	GP	GS	AB	R	H	2B	3B	HR	RBI	TB	SLG	BB	HBP	K	GDP	OBP	SF	SH	SB-ATT	PO	A	E	FLD%
2011	.250	31	20	64	3	16	4	0	2	9	26	.406	1	1	20	0	.273	0	0	0-0	35	13	0	1.000
2012	Has Not Played																							
TOTAL	.250	31	20	64	3	16	4	0	2	9	26	.406	1	1	20	0	.273	0	0	0-0	35	13	0	1.000

Sarratt's Season-By-Season Pitching Statistics																									
Year	ERA	W	L	App	GS	CG	SHO	CBO	SV	IP	H	R	ER	BB	SO	2B	3B	HR	BF	B/Avg	WP	HBP	Ill.	SFA	SHA
2011	3.38	8	8	29	15	6	3	1	2	103.2	93	56	50	40	70	19	0	17	454	.238	1	11	0	4	9
2012	Has Not Played																								
TOTAL	3.38	8	8	29	15	6	3	1	2	103.2	93	56	50	40	70	19	0	17	454	.238	1	11	0	4	9

#24 - Dana Hathorn
IF - R/R - 5-6 - So. - Orlando, Fla.

- Tied for fourth on the team with 10 multi-hit games
- Had the game-winning hit vs. Charlotte (3/14)
- Went 3-for-4 with a double and three runs scored at Charlotte (2/29)
- Two two-run doubles vs. Winthrop (2/22)



PROFILE

GBG STATS

2012	Game Highs	Career
4, 14x, last vs. Charlotte 3/14	AB 4, 27x, last vs. Charlotte 3/14/12	
3 at Charlotte 2/29	R	Same
3, 2x, last at Charlotte 2/29	H 3, 4x, last at Charlotte 2/29/12	
4 vs. Winthrop 2/22	RBI	Same
2 vs. Winthrop 2/22	2B	Same
1 vs. George Washington 2/26	3B 1, 2x, last vs. George Washington 2/26/12	
N/A	HR 1 at Arkansas-1 4/16/11	
1, 5x, last vs. Longwood-2 3/31	BB 1, 14x, last vs. Longwood-2 3/31/12	
1, 2x, last vs. Mississippi State-1 3/13	SB 2, 3x, last at Arkansas 4/17/11	

Hathorn's Season-By-Season Batting Statistics																								
Year	Avg.	GP	GS	AB	R	H	2B	3B	HR	RBI	TB	SLG	BB	HBP	K	GDP	OBP	SF	SH	SB-ATT	PO	A	E	FLD%
2011	.280	53	50	157	27	44	5	1	1	28	54	.344	9	2	15	0	.325	1	4	12-13	114	98	4	.981
2012	.316	38	38	117	23	37	9	1	0	18	48	.410	5	5	7	0	.370	0	1	2-5	76	56	5	.964
TOTAL	.296	91	88	274	50	81	14	2	1	46	102	.372	14	7	22	0	.345	1	5	14-18	190	154	9	.975

#25 - Olivia Lawrence
C/IF - L/R - 5-6 - Fr. - Woodstown, N.J.

- Started 14 times (10 at C, 4 at 1B)
- Pinch-hit RBI single vs. Arkansas (3/11) pivotal in win
- Hit her first career homer at Coastal (3/7)
- Went 2-for-4 with a double and an RBI vs. Winthrop (2/11)



PROFILE

GBG STATS

2012	Game Highs	Career
4 vs. Winthrop 2/11	AB	Same
2 vs. Villanova 2/19	R	Same
2 vs. Winthrop 2/11	H	Same
2 at Coastal Carolina-2 3/7	RBI	Same
1, 2x, last vs. Charlotte 3/14	2B	Same
N/A	3B	Same
1 at Coastal Carolina-2 3/7	HR	Same
1, 6x, last vs. Longwood-2 3/31	BB	Same
N/A	SB	Same

Lawrence's Season-By-Season Batting Statistics																								
Year	Avg.	GP	GS	AB	R	H	2B	3B	HR	RBI	TB	SLG	BB	HBP	K	GDP	OBP	SF	SH	SB-ATT	PO	A	E	FLD%
2012	.195	24	14	41	3	8	2	0	1	5	13	.317	6	0	15	0	.298	0	0	0-0	64	6	4	.946

#30 - Kaela Jackson
OF - R/R - 5-6 - R-Sr. - Morristown, Tenn.

- Posted first career homer in Arkansas win (3/10)
- Drove in two with her pinch-hit double at Charlotte (2/29)



PROFILE

GBG STATS

2012	Game Highs	Career
3, 6x, last vs. LSU 3/23	AB	Same
1, 2x, last vs. Mississippi State-1 3/13	R	Same
2 vs. Mississippi State-1 3/13	H	Same
2, 2x, last vs. Mississippi State-1 3/13	RBI ..2, 3x, last vs. Mississippi State-1 3/13/12	
1, 3x, last at No. 4 Florida 3/16	2B	Same
N/A	3B	N/A
1 vs. Mississippi State-1 3/13	HR	Same
1 at No. 4 Florida 3/18	BB 1, 3x, last at No. 4 Florida 3/18/12	
N/A	SB	N/A

Jackson's Season-By-Season Batting Statistics

Year	Avg.	GP	GS	AB	R	H	2B	3B	HR	RBI	TB	SLG	BB	HBP	K	GDP	OBP	SF	SH	SB-ATT	PO	A	E	FLD%
2011	.143	9	0	7	0	1	0	0	0	2	1	.143	2	0	2	0	.333	0	0	0-0	0	0	0	.000
2012	.238	23	16	42	2	10	3	0	1	5	16	.381	1	2	12	0	.289	0	2	0-0	0	0	0	.000
TOTAL	.224	32	16	49	2	11	3	0	1	7	17	.347	3	2	14	0	.296	0	2	0-0	0	0	0	.000

#33 - Katelynn Howser
P - R/R - 5-8 - Fr. - Woodstock, Ga.

- Made 26 appearances, 15 in relief
- Struck out 10 (and walked 8) in win vs. Presbyterian (2/26)
- Picked up her first career win vs. Winthrop (2/11) and first save vs. Cleveland State (2/12)



PROFILE

GBG STATS

2012	Game Highs	Career
7.0, 2x, last vs. Arkansas 3/10	IP	Same
10 vs. Presbyterian 2/26	K	Same
8 vs. Arkansas 3/10	H	Same
7 vs. LSU 3/25	R	Same
5 vs. Mississippi State-2 3/13	ER	Same
8 vs. Presbyterian 2/26	BB	Same

Howser's Season-By-Season Pitching Statistics

Year	ERA	W	L	App	GS	CG	SHO	CBO	SV	IP	H	R	ER	BB	SO	2B	3B	HR	BF	B/Avg	WP	HBP	IP	SFA	SHA
2012	3.12	8	4	26	11	5	0	0	3	94.1	86	54	42	64	66	13	2	16	436	.242	16	7	2	6	4

#42 - Hannah Milks
OF - R/R - 5-5 - Jr. - Greenville, S.C.

- Started 13 games in right field
- Went 2-for-4 with a double and two RBI vs. Winthrop (2/11)



PROFILE

GBG STATS

2012	Game Highs	Career
4, 3x, last vs. Presbyterian 2/25	AB 4, 21x, last vs. Presbyterian 2/26/12	
2 at Winthrop 3/28	R 3, 2x, last vs. Michigan State 3/6/11	
2, 2x, last vs. Winthrop 2/22	H 3, 4x, last at Arkansas 4/17/11	
2 vs. Winthrop 2/11	RBI 4, at No. 11 Tennessee 3/27/11	
1 vs. Winthrop 2/11	2B 1, 10x, last at Longwood-1 4/9/11	
N/A	3B	N/A
N/A	HR 1, 3x, last at Arkansas 4/17/11	
2 vs. LSU 3/23	BB 2, 3x, last vs. LSU 3/23/12	
1, 7x, last vs. Longwood-2 3/31	SB 2, 2x, last vs. Mississippi 3/13/11	

Milks' Season-By-Season Batting Statistics

Year	Avg.	GP	GS	AB	R	H	2B	3B	HR	RBI	TB	SLG	BB	HBP	K	GDP	OBP	SF	SH	SB-ATT	PO	A	E	FLD%
2010	.234	46	39	107	14	25	3	0	0	5	28	.262	10	4	30	0	.322	0	5	3-5	22	47	8	.896
2011	.273	49	48	139	26	38	6	0	3	12	53	.381	11	2	20	0	.333	1	10	16-16	56	4	2	.968
2012	.156	33	13	45	15	7	1	0	0	3	8	.178	6	1	6	0	.269	0	5	7-9	25	0	0	1.000
TOTAL	.238	129	101	294	55	70	10	0	3	20	89	.303	27	7	58	0	.316	1	20	26-30	103	51	10	.939

#80 - Audrey Broyles
P - R/R - 5-10 - R-Jr. - Pembroke Pines, Fla.

- Struck out seven, matching her season high, without issuing a walk in Longwood win (3/31)
- Threw the most innings and pitches since her true sophomore season at that time in her first start of the year vs. Western Kentucky, a CG win (2/11)



PROFILE

GBG STATS

2012	Game Highs	Career
8.0, 2x, last vs. Arkansas 3/9	IP 8.1 at Florida Atlantic, 2/28/10	
7, 2x, last vs. Longwood-1 3/31	K 14 vs. College of Charleston, 2/27/09	
9 vs. Arkansas 3/9	H 10 at Arkansas, 3/11/09	
6 at No. 24/25 North Carolina 3/21	R 7 vs. Mississippi, 3/11/11	
6 at No. 24/25 North Carolina 3/21	ER 6, 4x, last at North Carolina 3/21/12	
7 vs. LSU 3/24	BB	Same

Broyles' Season-By-Season Pitching Statistics

Year	ERA	W	L	App	GS	CG	SHO	CBO	SV	IP	H	R	ER	BB	SO	2B	3B	HR	BF	B/Avg	WP	HBP	Ill.	SFA	SHA
2009	2.67	10	12	33	25	9	2	3	3	144.0	148	67	55	33	130	21	3	15	612	.267	2	9	0	3	13
2010	0.99	3	3	8	7	3	2	0	0	42.1	24	12	6	9	45	5	1	1	165	.161	0	0	0	0	7
2011	3.03	6	10	24	22	4	1	1	0	99.1	82	52	43	29	55	14	3	22	417	.220	2	9	1	0	6
2012	2.87	6	5	13	11	4	0	0	0	63.1	57	35	26	29	35	9	0	7	286	.239	1	8	1	2	9
TOTAL	2.61	25	30	78	65	20	5	4	3	349.0	311	166	130	100	265	49	7	45	1480	.237	5	26	2	5	35

2012 Box Score QR Links



2/10 Tennessee St



2/11 Western Ky.



2/11 Winthrop



2/12 Cleveland St.



2/17 Providence



2/18 Ill.-Chicago



2/18 FIU



2/19 Jacksonville



2/19 Villanova



2/22 Winthrop



2/25 App. State



2/25 Presbyterian



2/25 Geo. Wash.



2/28 Chas. So. 1




2/28 Chas. So. 2



2/29 Charlotte



3/2 Portland State



3/2 Maine



3/3 UC Riverside



3/4 UC Davis



3/7 Coastal 1



3/7 Coastal 2



3/9 Arkansas



3/10 Arkansas



3/11 Arkansas




3/13 Miss. State 1



3/13 Miss. State 2



3/14 Charlotte



3/16 Florida




3/17 Florida

2012 Box Score QR Links




3/18 Florida



3/21 North Carolina



3/23 LSU




3/24 LSU



3/25 LSU



3/28 Winthrop



3/31 Longwood 1



3/31 Longwood 2

4/6 Kentucky

4/7 Kentucky

4/8 Kentucky

4/11 Georgia 1

4/11 Georgia 2

4/13 Alabama

4/14 Alabama

4/15 Alabama

4/20 Tennessee

4/21 Tennessee

4/22 Tennessee

4/27 Auburn

4/28 Auburn

4/29 Auburn

5/4 Mississippi

5/5 Mississippi

5/6 Mississippi