



# 2017-18 SOUTH CAROLINA MEN'S BASKETBALL

DIRECTOR OF ATHLETICS COMMUNICATIONS & PUBLIC RELATIONS: EMILY MILES // EFEENEY@MAILBOX.SC.EDU

CELL: 803-727-3284 // TWITTER: @EMILYMILES\_SID

GAMECOCK MEN'S BASKETBALL SOCIAL MEDIA: #GAMECOCKS

TWITTER AND INSTAGRAM: @GAMECOCKMBB // FACEBOOK: /GAMECOCKMBB

GAMECOCK ATHLETICS ON THE WEB: GAMECOCKSONLINE.COM

## 2017-18 SCHEDULE

OVERALL: 2-1 | SEC: 0-0

HOME: 1-0 | AWAY: 1-0 | NEUTRAL: 0-1

### OCTOBER

30 Erskine + W, 85-44

### NOVEMBER

5 Virginia Tech = L, 86-67  
at Wofford W, 73-52  
13 Western Michigan ^ W, 78-60  
16 vs. Illinois State # L, 69-65  
17 vs. UTEP # 10:30 a.m. ET/ESPNU  
19 vs. TBD # ESPN/U/News  
27 at FIU 7 p.m./CBSSN  
30 vs. Temple % 9 p.m./ESPNU

### DECEMBER

2 UMass 2 p.m./SECN+  
6 Wyoming 7 p.m./SECN+  
9 Coastal Carolina 12 p.m./ SECN  
19 at Clemson 7 p.m./ESPNU  
27 Limestone 3 p.m./SECN+  
31 at Ole Miss\* 6 p.m./ESPNU2

### JANUARY

3 Missouri\* 9 p.m./ESPN2  
6 Vanderbilt\* 6:45 p.m./ SECN  
9 at Alabama\* 7 p.m./ SECN  
13 at Georgia\* 1 p.m./ SECN  
16 Kentucky\* 9 p.m./ESPNU  
20 Tennessee\* 6 p.m./ESPNU2  
24 at Florida\* 7 p.m./ SECN  
27 Texas Tech ! 12 p.m./ESPNU2  
31 Mississippi State\* 8:30 p.m./ SECN

### FEBRUARY

3 at Texas A&M\* 2 p.m./ESPN/2  
6 at Arkansas\* 7 p.m./ESPNU2  
10 Florida\* 12 p.m./CBS  
13 at Tennessee\* 9 p.m./ESPNU  
17 Auburn\* 3:30 p.m./ SECN  
21 Georgia\* 6:30 p.m./ SECN  
24 at Mississippi State\* 3:30 p.m./ SECN  
28 LSU\* 6:30 p.m./ SECN

### MARCH

3 at Auburn\* 3:30 p.m./ SECN  
3-11 SEC Tournament (St. Louis, Mo.) & TBD  
15-18 NCAA Tourn. First/Second Rounds TBD  
23-25 NCAA Tourn. Sweet 16/Elite Eight TBD  
31 Final Four TBD

### APRIL

2 National Championship TBD

All home games in **bold** | All times listed Eastern | SECN+ - SEC Network + | SECN - SEC Network | CBSSN - CBS Sports Network | \* indicates SEC contest | + indicates exhibition | = - Hoops 4 Hurricane Relief exhibition | ^ - Puerto Rico Tip-Off (Columbia, S.C.) | # - Puerto Rico Tip-Off (Myrtle Beach, S.C.) | % - Under Armour Reunion | ! - Big 12/SEC Challenge (Columbia, S.C.) | & - SEC Tournament (St. Louis, Mo.)



(RV/RV) GAMECOCKS

(2-1, 0-0 SEC)

HEAD COACH: Frank Martin (FIU, '93)

AT CAROLINA: 98-75 (6th season)

CAREER: 215-129 (11th season)

VS. UTEP: 1-0

TOP SCORER: Booker (12.0)

TOP REBOUNDER: Silva (8.7)

TOP ASSIST MAKER: Gravett (3.3)

MEDIA RELATIONS: Emily Miles

TWITTER UPDATES: @GamecockMBB



MINERS

(1-1, 0-0 C-USA)

HEAD COACH: Tim Floyd (La. Tech, '77)

AT UTEP: 138-95 (8th season)

CAREER: 466-275 (24th season)

VS. CAROLINA: 1-1

TOP SCORER: Frzier (17.5)

TOP REBOUNDER: Frazier (9.5)

TOP ASSIST MAKER: Gilyard (5.0)

MEDIA RELATIONS: Jeff Darby

TWITTER UPDATES: @UTEP\_MBB

## PROBABLE STARTERS

SOUTH CAROLINA	HT.	WT.	YR.	HOMETOWN	PPG	RPG	MPG
G - #2 Hassani Gravett	6-2	187	R-Jr.	Villa Rica, Ga.	10.0	5.0	25.7
G - #5 Frank Booker	6-3	208	GS	Augusta, Ga.	12.0	2.0	27.7
F - #10 Justin Minaya	6-5	210	Fr.	Harrington Park, N.J.	6.7	5.7	23.3
F - #21 Maik Kotsar	6-10	260	So.	Tallin, Estonia	10.0	5.0	25.3
F - #30 Chris Silva	6-9	223	So.	Libreville, Gabon	9.7	8.7	19.3

UTEP	HT.	WT.	YR.	HOMETOWN	PPG	RPG	MPG
G - #2 Omega Harris	6-3	175	So.	Bethany, Okla.	9.0	3.5	32.0
G - #3 Evan Gilyard	5-10	155	Fr.	Chicago, Ill.	4.5	2.5	23.0
G - #25 Keith Frazier	6-5	190	Gr.	Dallas, Texas	17.5	9.5	30.5
F - #1 Paul Thomas	6-8	210	Jr.	Humble, Texas	10.0	7.0	25.5
C - #41 Matt Willms	7-1	240	Sr.	Leamington, Ontario, Canada	11.5	7.5	25.0

## STARTING FIVE

> South Carolina looks to rebound on Friday after suffering its first loss of the season, a 69-65 decision to Illinois State, on Thursday on the opening day of the Puerto Rico Tip-Off at Myrtle Beach at the HTC Center in Conway.

> Junior guard Hassani Gravett scored 10 points, while he pulled down a career high nine rebounds, which was a team high, and also dished a season high five assists, just one shy of matching his career high in Thursday's contest.

> Last season, South Carolina was 7-3 in games following a loss.

> Gamecock head coach Frank Martin looks for his 99th win as head coach at South Carolina on Friday vs. the Miners

> South Carolina has hit at least nine 3s in each game this season, including a season high 11 vs. Wofford.

## FRANK MARTIN

> South Carolina head coach Frank Martin is in his sixth season leading the Gamecocks and 11th season overall as a head coach in 2017-18. Martin, the 2017 Jim Phelan National Coach of the Year (CollegeInsider.com), led South Carolina to its first Final Four and a school record 26 wins a season ago. In his 10 seasons as a head coach, Martin has led his teams to at least 21 wins seven times, including a combined 51 wins for the Gamecocks the past two seasons. Martin is a native of Miami, Fla., and a graduate of FIU.

## SCOUTING THE GAMECOCKS

> Three currently average double-figures for the Gamecocks, led by graduate transfer Frank Booker's 12.0 points per game. Junior guard Hassani Gravett, and sophomore forward Maik Kotsar are each averaging 10.0 points per game.

> The Gamecocks have been strong on the glass this season, averaging 43.7 rebounds per game, compared to 34.0 per game by opponents. In the matchup vs. Illinois State, Gravett led the Gamecocks with a career high nine rebounds.

> Chris Silva blocked three shots in the matchup vs. Illinois State, he is averaging 2.0 per game early this season.

> Gravett (5) and Booker (4) combined for nine of Carolina's 14 assists in the loss to the Redbirds.

> The Carolina defense is allowing opponents to hit just 35.7 percent from the field, and 28.6 percent from 3-point range.

## GAME INFO

ARENA: HTC Center (3,212)  
Conway, S.C.

BROADCAST: ESPNU  
PLAY-BY-PLAY: Rich Hollenberg  
ANALYST: LaPhonso Ellis

RADIO: Gamecock Radio Network  
PLAY-BY-PLAY: Derek Scott  
ANALYST: Casey Manning

WATCH: WatchESPN  
LIVE STATS: GamecocksOnline.com  
TICKETS: <http://espevents.com/puerto-rico-tip-off/>  
SERIES: SC leads 1-0  
NEUTRAL SITE SERIES: 0-0  
LAST MEETING: 67-64 SC win, on Dec. 28, 1989, in El Paso





# SOUTH CAROLINA GAMECOCKS

OVERALL: 2-1; SEC: 0-0; HOME: 1-0; AWAY: 1-0; NEUTRAL: 0-1

0		<b>DAVID BEATTY</b> - Fr. - G - 6-2 - 205 - Philadelphia, Pa. <b>MIN</b> <b>PTS</b> <b>RBS</b> <b>AST</b> <b>FG%</b> <b>3FG%</b> <b>FT%</b> 18.3 6.7 0.7 1.3 61.6 50.0 1.000	- Tallied 19 points to lead his team to PIAA 4A state title as a senior - Scored six points with two assists in opener at Wofford (Nov. 10) - Seven points with two assists and a steal in win vs. WMU (Nov. 13) - Scored seven points in loss to Illinois State (Nov. 16)
1		<b>KORY HOLDEN</b> - R-Jr. - G - 6-1 - 197 - Salisbury, Md. <b>MIN</b> <b>PTS</b> <b>RBS</b> <b>AST</b> <b>FG%</b> <b>3FG%</b> <b>FT%</b> 9.0 2.7 1.7 1.3 40.0 0.0 0.0	- Transfer who sat out last season due to NCAA transfer rules - In two seasons at Delaware, scored 892 points - Averaged 17.7 points and 4.2 assists during sophomore season - Strong vs. WMU (Nov. 13), tallied six points with 3 rebounds, 1 assist
2		<b>HASSANI GRAVETT</b> - R-Jr. - G - 6-2 - 187 - Villa Rica, Ga. <b>MIN</b> <b>PTS</b> <b>RBS</b> <b>AST</b> <b>FG%</b> <b>3FG%</b> <b>FT%</b> 25.7 10.0 5.0 3.3 36.0 40.0 75.0	- Scored 10 points in exhibition vs. Erskine (Oct. 30) and 15 vs. Va Tech (Nov. 5) - Scored 5 points with 3 assists and two rebounds in opener at Wofford (Nov. 10) - Career high 15 points in the win vs. WMU (Nov. 13), including 13 in 2nd half - 10 points, with career high 9 rebounds and 5 assists vs. Illinois State (Nov. 16)
5		<b>FRANK BOOKER</b> - GS - G - 6-3 - 208 - Augusta, Ga. <b>MIN</b> <b>PTS</b> <b>RBS</b> <b>AST</b> <b>FG%</b> <b>3FG%</b> <b>FT%</b> 12.0 2.0 1.3 50.0 42.9 42.9	- Part of Oklahoma's Sweet 16 squad in 2014-15 - Tallied 12 points, hitting three 3s, in opener at Wofford (Nov. 10) - 14 points with three 3s in win vs. WMU (Nov. 13) - 10 points with four assists in 28 minutes vs. Illinois State (Nov. 16)
10		<b>JUSTIN MINAYA</b> - Fr. - F - 6-5 - 210 - Harrington Park, N.J. <b>MIN</b> <b>PTS</b> <b>RBS</b> <b>AST</b> <b>FG%</b> <b>3FG%</b> <b>FT%</b> 23.3 6.7 5.7 1.7 27.3 18.2 60.0	- Son of Omar Minaya, a longtime MLB executive - Tallied six points with two assists, a block and four rebounds at Wofford (Nov. 10) - Five points and five rebounds with two assists vs. WMU (Nov. 13) - Scored nine points with eight rebounds and an assist in loss to Illinois State (Nov. 16)
12		<b>KHADIM GUEYE</b> - So. - F - 7-0 - 248 - Dakar, Senegal <b>MIN</b> <b>PTS</b> <b>RBS</b> <b>BLK</b> <b>FG%</b> <b>3FG%</b> <b>FT%</b> 6.3 0.0 1.3 0.0 0.0 0.0 0.0	- Saw action in 28 games last season, scoring 0.4 points per outing - Scored three points in exhibition action vs. Erskine (Oct. 30), and added two points with two rebounds vs. Virginia Tech (Nov. 5) - Saw 10 minutes of action at Wofford (Nov. 10), pulled down 4 rebounds
13		<b>FELIPE HAASE</b> - Fr. - F - 6-9 - 249 - Osorno, Chile <b>MIN</b> <b>PTS</b> <b>RBS</b> <b>AST</b> <b>FG%</b> <b>3FG%</b> <b>FT%</b> 25.7 7.3 6.0 1.3 46.7 57.1 57.1	- Tallied 10 points with 5 rebounds in opener at Wofford (Nov. 10) - Near double-double with seven points, nine rebounds vs. WMU (Nov. 13); also a team high three assists vs. the Broncos - Five points, four rebounds, an assist, a block and a steal vs. Illinois State (Nov. 16)
14		<b>IBRAHIM FAMOUKE DOUMBIA</b> - Fr. - F - 6-6 - 205 - Bamako, Mali <b>MIN</b> <b>PTS</b> <b>RBS</b> <b>AST</b> <b>FG%</b> <b>3FG%</b> <b>FT%</b> 3.0 0.7 0.7 0.0 50.0 0.0 0.0	- Averaged 27 points and 19 rebounds per game as a senior at Miami Country Day - Named 2017 5A-2A First-Team All-Dade County - Represented Mali's National Team at U18 Championships in 2016 - Scored first career points vs. Illinois State (Nov. 16) on a lay-in
15		<b>WESLEY MYERS</b> - GS - G - 6-1 - 193 - Brooklyn, N.Y. <b>MIN</b> <b>PTS</b> <b>RBS</b> <b>AST</b> <b>FG%</b> <b>3FG%</b> <b>FT%</b> 14.7 6.3 2.0 0.7 38.9 33.3 1.000	- Averaged 16.9 points and 4.5 rebounds per game last season for the Bears - Just 15 points from reaching 1,000 for his career - Tallied 10 points, hitting a pair of 3s, with 2 assists and a steal vs. Wofford (Nov. 10) - Four points with two rebounds vs. WMU (Nov. 13) - Tallied five points vs. Illinois State (Nov. 16)
20		<b>TOMMY CORCHIANI</b> - So. - G - 6-3 - 180 - Raleigh, N.C. <b>MIN</b> <b>PTS</b> <b>RBS</b> <b>AST</b> <b>FG%</b> <b>3FG%</b> <b>FT%</b> 1.0 0.0 0.0 0.0 0.0 0.0 0.0	- Saw action in five games last season - Played a season high four minutes in home win vs. Auburn last season - Son of Chris Corchiani, who played basketball at NC State
21		<b>MAIK KOTSAR</b> - Fr. - F - 6-10 - 280 - Tallin, Estonia <b>MIN</b> <b>PTS</b> <b>RBS</b> <b>AST</b> <b>FG%</b> <b>3FG%</b> <b>FT%</b> 25.3 10.0 5.0 2.0 46.2 0.0 50.0	- Had nine double-figure scoring games as a rookie and one double-double - Led Gamecocks with 13 points, also team high four assists vs. Wofford (Nov. 10) - 10 points, 6 rebounds, an assist and two steals vs. WMU (Nov. 13) - Seven points with six rebounds and two steals vs. Illinois State (Nov. 16)
23		<b>EVAN HINSON</b> - So. - G - 6-4 - 240 - Deltona, Fla. <b>MIN</b> <b>PTS</b> <b>RBS</b> <b>AST</b> <b>FG%</b> <b>3FG%</b> <b>FT%</b> 2.6 1.1 0.6 0.1 37.5 20.0 1.000	- Also a member of the Gamecock football team - Will join the basketball squad at the conclusion of the football season - Averaged 1.1 points in 2.6 minutes per game last season, making eight appearances
25		<b>CHRISTIAN SCHMITT</b> - So. - G - 5-11 - 180 - Mars, Pa. <b>MIN</b> <b>PTS</b> <b>RBS</b> <b>AST</b> <b>FG%</b> <b>3FG%</b> <b>FT%</b> 1.0 0.0 0.0 0.0 0.0 0.0 0.0	- Saw action in five games last season - Played a season high three minutes in win over SC State - Saw action in win vs. WMU (Nov. 13)
30		<b>CHRIS SILVA</b> - Jr. - F - 6-9 - 223 - Libreville, Gabon <b>MIN</b> <b>PTS</b> <b>RBS</b> <b>AST</b> <b>FG%</b> <b>3FG%</b> <b>FT%</b> 19.3 9.7 8.7 2.0 45.5 50.0 75.0	- SC's top returning scorer (10.2), rebounder (6.1), shot blocker (1.4), FG% (52.4%) - 9 points, 2 assists, 2 blocks, 2 steals and team high 10 rebounds vs. Wofford (Nov. 10) - Sixth career double-double with 10 points and 10 rebounds vs. WMU (Nov. 13) - 10 points and six rebounds with three blocks vs. Illinois State (Nov. 16) - Was 10-of-14 from the foul line vs. the Redbirds, both marks were career highs
33		<b>JASON CUDD</b> - Fr. - F - 7-1 - 255 - Myrtle Beach, S.C. <b>MIN</b> <b>PTS</b> <b>RBS</b> <b>AST</b> <b>FG%</b> <b>3FG%</b> <b>FT%</b> 1.5 0.0 0.0 0.0 0.0 0.0 0.0	- 3-star recruit according to 247sports.com - Averaged 18.7 points and 7.6 rebounds per game during senior season at Socastee - Father played college basketball at College of Charleston - Saw first college action in win vs. WMU (Nov. 13)

## BY THE NUMBERS

3

> Junior forward Chris Silva had three blocks in the loss vs. Illinois State on Thursday. It marked the 28th game of his career with at least two blocks.

6

> Graduate student transfer Wes Myers needs just six points to reach 1,000 for his career. He tallied 472 points last season at Maine, an average of 16.9 points per outing.

5

> Junior guard Hassani Gravett dished a season high five assists vs. Illinois State on Thursday - one shy of matching his career high. He has 10 assists against just three turnovers this season.

26.9

> South Carolina returns just 26.9% of its scoring from last season. In those points returning, Chris Silva (378) and Maik Kotsar (215) combine for 81.4 percent of returning scoring.

## A CAROLINA WIN WOULD...

- > Be the first neutral site win for the Gamecocks this season
- > Be the 99th of Frank Martin's career as head coach at Carolina.
- > Be the first Gamecock win over a current member of Conference USA since posting a 70-54 win over FIU last season on Dec. 4, in Columbia.

## KEY STAT

- > Frank Martin teams are known for their tenacious defense. Last season, Carolina forced at least 15 turnovers in 30 of 37 contests, and the Gamecocks held opponents to below 40 percent shooting 17 times.
- > In the final NCAA stats, Carolina was fifth in the country in turnovers forced (17.1 per game), 18th in opponent field goal percent (40.1%) and ninth in 3-point field goal percent defense (30.3%).



Last season South Carolina advanced to the school's first Final Four. Carolina posted a 93-73 win over Marquette in the NCAA Tournament First Round, its first Tournament victory since 1973. The Gamecocks went on to defeat three of the East Region's top four seeds in No. 2 Duke, No. 3 Baylor and No. 4 Florida, en route to a school record 26 wins and a berth in the Final Four in Phoenix.

## SCOUTING UTEP

- > The Miners are led by head coach Tim Floyd in his eighth season.
- > UTEP suffered a 58-56 loss to Boise State on Thursday, as the Broncos won in the final seconds of the contest.
- > The Miners posted a 100-50 win over Louisiana College in their opener last week. UTEP began the game on a 32-0 run, fueled by eight points from guard Keith Frazier.
- > Frazier scored 22 to pace all scorers in Thursday's game, while fellow starter Matt Willms added 11 points.
- > Frazier also pulled down a team high 10 rebounds for the double-double.
- > UTEP struggled offensively vs. Boise State, hitting just 34.4 percent from the field and 22.2 percent (4-18) from 3-point range.

## SILVA NAMED TO SEC COACHES PRESEASON ALL-SEC SECOND TEAM

> Junior forward Chris Silva was named to the SEC Coaches Preseason All-SEC Second Team, the conference office announced on Nov. 10 ahead of the official start of the 2017-18 campaign. Silva is Carolina's top returning scorer (10.2), rebounder (6.1) and shot blocker (1.4) and a veteran leader of this year's squad. Silva posted 21 double-figure scoring games last season with five double-doubles, including in South Carolina's Final Four matchup versus Gonzaga when he scored 13 points and pulled down a career-high 13 rebounds. In league play in 2017, Silva averaged 10.6 points and 5.0 rebounds per outing, while hitting 54.7 percent from the field.

## FUN FACT

> Did you know? Gamecock players combine to speak nine different languages, below is a breakdown:

- Famouke Doumbia:** English, French, Bambara, Malinké
- Silva:** English, French, Portuguese
- Kotsar:** English, Estonian
- Gueye:** English, Wolof, French
- Booker:** English, Icelandic
- Haase:** English, Spanish

## BY THE NUMBERS

- +13** - South Carolina out-rebounded Wofford 40-28 last Friday in the season opener, and had 14 more rebounds (46-32) than Western Michigan on Monday, and the Gamecocks currently hold a +9.7 mark in rebound margin. Last season, Carolina was 20-1 when out-rebounding its opponent.
- 10** - Chris Silva pulled down a team high 10 rebounds in the win vs. Wofford, marking the eighth double-figure rebounding game of his career, and he hit the mark again vs. Western Michigan for his ninth.
- 5-3** - South Carolina was 5-3 in neutral site games last season, with wins over No. 18/16 Syracuse in non-conference action, and then in NCAA Tournament play, vs. No. 2 seed Duke, No. 3 seed Baylor and No. 4 seed Florida.
- 9** - Nine different Gamecocks registered points in the win at Wofford. Nine also hit the mark vs. Western Michigan.
- 17** - The Gamecocks logged 17 assists on 25 made baskets at Wofford, led by sophomore forward Maik Kotsar's four.
- 6-3** - South Carolina was 6-3 last season in games against opponents ranked in the top 25.
- 20+** - The Gamecocks had seven wins by at least a 20-point margin last season.
- 22.7** - The Gamecocks are currently averaging 26.0 points in the paint this season. South Carolina was 18-6 when scoring more points in the paint than its opponent last season.

## STAT COMPARISON

	SC	UTEP	NCAA Rank
Record	2-1	1-1	1/1
Conference Record	-	-	-
Current Streak	L1	L1	-
Scoring Avg.	72.0	78.0	197/18
Opponent Scoring Avg.	60.3	54.0	29/7
Scoring Margin	+11.7	+24.0	88/3
Field Goal %	.401	.464	153/11
Opponent Field Goal %	.357	.336	52/19
3-Point Field Goal %	.372	.359	41/12
Opponent 3-Point Field Goal %	.286	.346	85/266
3-Point Field Goal Made PG	9.7	7.0	54/54
3-Point Field Goal Attempts PG	26.0	19.5	174/333%
Free Throw %	.662	.667	232/213
Opponent Free Throw %	.663	.385	-
Rebounding Avg.	43.7	48.5	74/9
Opponent Rebounding Avg.	34.0	34.5	-
Rebounding Margin	+9.7	14.0	39/10
Turnovers Avg.	14.3	13.0	175/121
Opponent Turnover Avg.	10.7	14.0	279/37
Assists Avg.	14.3	16.0	156/18
Blocks Avg.	3.3	7.5	205/23
Steals Avg.	4.0	5.5	290/329

% indicates total attempts

NCAA stats games through Nov. 15

## CAROLINA TRENDS UNDER MARTIN

- Gamecock trends under Frank Martin ...*
- > South Carolina is 63-38 when posting at least six made 3s in a game.
- South Carolina posted 11 3s in the season-opening win at Wofford on Nov. 10.
- > South Carolina is 77-29 when scoring more points in the paint than its opponent.
- The Gamecocks out-scored Florida 42-28 in points in the paint in the Elite Eight matchup vs. the Gators last March.
- > South Carolina is 82-35 when holding its opponents to under 45 percent from the field.
- South Carolina held NCAA Tournament team Michigan to 19.2% from the field on Nov. 23, 2016, in non-conference action last season.
- > South Carolina is 78-29 when out-rebounding its opponent.
- The Gamecocks out-rebounded Duke 37-34 in the NCAA Tournament second round win over the Blue Devils last March.



## ASSOCIATED PRESS TOP 25

Nov. 13, 2017

Rk.	Team	Record	Pts.
1	Duke (34)	2-0	1,577
2	Michigan State (13)	1-0	1,529
3	Arizona (16)	2-0	1,511
4	Kansas (2)	1-0	1,446
5	Villanova	1-0	1,307
6	Wichita State	1-0	1,277
7	Kentucky	2-0	1,219
8	Florida	0-0	1,125
9	North Carolina	1-0	1,078
10	USC	1-0	1,023
11	Miami	2-0	911
12	Cincinnati	1-0	890
13	Notre Dame	1-0	860
14	Minnesota	1-0	675
15	Xavier	1-0	605
16	Texas A&M	1-0	577
17	Gonzaga	1-0	525
18	Louisville	1-0	518
19	Purdue	2-0	426
20	Northwestern	1-0	374
21	Saint Mary's	1-0	315
22	Seton Hall	2-0	283
23	UCLA	1-0	266
24	West Virginia	0-1	211
25	Baylor	1-0	205

Others receiving votes: Alabama 98, Rhode Island 55, Virginia 45, TCU 43, Providence 36, Missouri 32, Virginia Tech 17, Wisconsin 9, Texas 7, Michigan 7, Texas Tech 6, Butler 6, Oklahoma 5, Arkansas 4, Mt. St. Mary's 4, SMU 4, Middle Tennessee 3, Nevada 2, Oakland 2, Dayton 2, Maryland 2, Harvard 1, Oregon 1, South Carolina 1

## ESPN/USA TODAY TOP 25

Preseason

Rk.	Team	Record	Pts.
1	Duke (20)	0-0	774
2	Michigan State (9)	0-0	747
3	Kansas	0-0	723
4	Kentucky	0-0	678
5	Arizona (2)	0-0	654
6	Villanova	0-0	623
7	Florida (1)	0-0	549
8	Wichita State	0-0	543
9	North Carolina	0-0	515
10	West Virginia	0-0	458
11	USC	0-0	396
12	Miami	0-0	383
13	Cincinnati	0-0	349
14	Notre Dame	0-0	305
15	Minnesota	0-0	303
16	Louisville	0-0	295
17	Xavier	0-0	284
18	UCLA	0-0	275
19	Gonzaga	0-0	242
20	Northwestern	0-0	208
21	Purdue	0-0	167
22	Saint Mary's	0-0	152
23	Seton Hall	0-0	139
24	Baylor	0-0	107
25	Alabama	0-0	82

Others receiving votes: Texas A&M 76, Virginia 57, Butler 43, Missouri 35, TCU 32, Rhode Island 31, Wisconsin 21, Providence 21, Maryland 20, Oklahoma 19, Oakland 19, Texas 13, Michigan 13, Virginia Tech 12, Oregon 12, SMU 6, Creighton 6, Georgia Tech 3, Georgia 3, Harvard 2, Arkansas 2, Florida State 1, Nevada 1, **South Carolina 1**

## CAROLINA BENCH PRODUCTION

GAME	SC-OPP	DIFF.	BENCH SCORER	SC HIGH
at Wofford	28-5	+23	Haase/Myers, 10	
West. Michigan	24-12	+12	Beatty/Haase, 7	
vs. Illinois State	19-33	-14	Beatty, 7	
vs. UTEP				
vs. TBD				
at FIU				
vs. Temple				
UMass				
Wyoming				
Coastal Carolina				
at Clemson				
Limestone				
at Ole Miss				
Missouri				
Vanderbilt				
at Alabama				
at Georgia				
Kentucky				
Tennessee				
at Florida				
Texas Tech				
Miss. State				
at Texas A&M				
at Arkansas				
Florida				
at Tennessee				
Auburn				
Georgia				
at Miss. State				
LSU				
at Auburn				



## SOUTHEASTERN CONFERENCE STANDINGS

As of Nov. 14

Team	Conference	Overall
Alabama	0-0	1-0
Arkansas	0-0	2-0
Auburn	0-0	1-0
Florida	0-0	1-0
Georgia	0-0	1-0
Kentucky	0-0	2-0
LSU	0-0	1-0
Ole Miss	0-0	2-0
Mississippi State	0-0	1-0
Missouri	0-0	2-0
South Carolina	0-0	2-0
Tennessee	0-0	1-0
Texas A&M	0-0	1-0
Vanderbilt	0-0	1-1

## COACHES TELECONFERENCE

The SEC men's basketball coaches teleconference begins January 8 and runs through March 12. Media representatives wishing to participate in the teleconference should contact the SEC Communications Department for further details. Each coach will appear on the teleconference for seven minutes. All SEC basketball teleconferences can be listened to on the internet at [www.secsports.com](http://www.secsports.com) shortly after the conclusion of the teleconference.

## ORDER OF APPEARANCE

(All Times Eastern)

11:00 a.m.	Bryce Drew, Vanderbilt
11:07 a.m.	Mike White, Florida
<b>11:14 a.m.</b>	<b>Frank Martin, South Carolina</b>
11:21 a.m.	Mark Fox, Georgia
11:28 a.m.	Will Wade, LSU
11:35 a.m.	John Calipari, Kentucky
11:42 a.m.	Rick Barnes, Tennessee
11:49 a.m.	Mike Anderson, Arkansas
11:56 a.m.	Avery Johnson, Alabama
12:03 a.m.	Bruce Pearl, Auburn
12:10 a.m.	Andy Kennedy, Ole Miss
12:17 a.m.	Ben Howland, Miss. State
12:24 a.m.	Cuonzo Martin, Missouri
12:31 a.m.	Billy Kennedy, Texas A&M

In addition, the SEC men's basketball teams who make it to postseason will be on a teleconference on Monday, March 12 beginning at 10:00 a.m. CT.

## SPECIALTY STATS

(PP) points in paint; (OT) points off turnovers; (2nd) second chance points; (FB) fast break points

(South Carolina-Opponent)

GAME	PP	OT	2ND	FB
at Wofford	20-14	13-14	9-8	0-0
West. Michigan	32-30	16-13	13-8	11-10
vs. Illinois State	16-22	20-13	12-3	5-6
vs. UTEP				
vs. TBD				
at FIU				
vs. Temple				
UMass				
Wyoming				
Coastal Carolina				
at Clemson				
Limestone				
at Ole Miss				
Missouri				
Vanderbilt				
at Alabama				
at Georgia				
Kentucky				
Tennessee				
at Florida				
Texas Tech				
Miss. State				
at Texas A&M				
at Arkansas				
Florida				
at Tennessee				
Auburn				
Georgia				
at Miss. State				
LSU				
at Auburn				
<b>SC Total</b>	<b>68</b>	<b>49</b>	<b>34</b>	<b>16</b>
<b>SC Average</b>	<b>22.7</b>	<b>16.3</b>	<b>11.3</b>	<b>5.3</b>
Opp Total	66	40	19	16
Opp Average	22.0	13.3	6.3	5.3

## UNIVERSITY INFORMATION

Location.....	Columbia, S.C.
Founded.....	1801
Enrollment.....	34,099
Nickname.....	Gamecocks
Colors .....	Garnet (PMS 202) and Black
National Affiliation .....	NCAA Division I
Conference.....	Southeastern (SEC)
Athletics Web Address .....	www.GamecocksOnline.com
University Web Address.....	www.sc.edu
President .....	Dr. Harris Pastides
NCAA Representative .....	Dr. Valinda Littlefield
Athletics Director.....	Ray Tanner
Basketball Administrator/Exec. Assoc. AD .....	Jeff Crane

## BASKETBALL STAFF/INFORMATION

Head Coach .....	Frank Martin
Alma Mater .....	Florida International, '93
Record At South Carolina/Seasons .....	98-75 (.566), 6th seasons
Overall Record/Seasons .....	215-129 (.625), 11th seasons
Assistant Coach .....	Perry Clark (Gettysburg, '74)
Assistant Coach .....	Chuck Martin (Monmouth, '93)
Assistant Coach .....	Bruce Shingler (St. Augustine's College, '05)
Director of Basketball Operations .....	Andy Assaley (Cincinnati, '96)
Strength & Conditioning Coach.....	Scott Greenawalt (Muskingum College, '98)
Athletic Trainer .....	Mark Rodger (Buffalo, '01)
Video Coordinator .....	Jay Gibbons (Clayton State, '03)
Student-Athlete Development .....	Doug Edwards (Florida State, '07)
Special Assistant to the Head Coach.....	Jarett Gerald (South Carolina, '11)
Director of Social Media.....	Dushawn Davis (Coastal Carolina, '11)
Administrative Assistant .....	John Reynolds (The Citadel, '11)
Graduate Assistant Manager.....	Brian Steele (South Carolina '16)
Student Assistant Coach .....	TeMarcus Blanton
Student Assistant Coach .....	Justin McKie (South Carolina '17)
Dir. Athl. Comm./PR - MBB .....	Emily Miles (Ball State, '03)
Home Arena.....	Colonial Life Arena
Capacity.....	18,000
Arena General Manager.....	Sid Kenyon
Press Row Phone Number.....	803-777-6182

## BASKETBALL HISTORY

First Year of Basketball.....	1908
All-Time Record.....	1,395-1,224-1 (.532)
Overall Postseason Record.....	30-20 (.600)
NCAA Tournament Appearances.....	9 (1971, 1972, 1973, 1974, 1989, 1997, 1998, 2004, 2017)
NCAA Tournament Record.....	8-10
Last NCAA Tournament Appearance.....	2017, Final Four, 77-73 L to Gonzaga
NIT Appearances .....	12 (1969, 1975, 1978, 1983, 1991, 1996, 2001, 2002, 2005, 2006, 2009, 2016)
NIT Record .....	22-10
Last NIT Appearance .....	2016, L vs. Georgia Tech, 83-66
Conference Championships/Titles.....	SoCon Regular Season (1927, 1933, 1934, 1945); SoCon Tournament Champion (1933); ACC Regular Season (1970); ...ACC Champion (1971); SEC Regular Season (1997); SEC East Division Co-Champions (2009)

## TEAM INFORMATION

2016-17 Record .....	26-11
Southeastern Conference Record/Finish .....	12-6/t-3rd
SEC Tournament Record .....	0-1
Postseason .....	NCAA Final Four
Letterwinners Returning/Lost.....	7/8
Starters Returning/Lost.....	2/3
.....	<i>*based on final game starters from 2016-17 season</i>
Newcomers .....	7
Roster Breakdown .....	2 graduate, 0 seniors, 3 juniors,
.....	5 sophomores, 5 freshmen

## WOFFORD GAME NOTES

- > The Gamecocks notched their first season-opening win on the road since defeating Western Carolina 87-62 on Nov. 12, 2005.
- > The game marks a stretch of five contests in 10 days for Carolina to start the 2017-18 season.
- > Four players scored in double-figures for Carolina led by Maik Kotsar (13 points). Frank Booker (12), Felipe Haase (10) and Wesley Myers (10) joined Kotsar. All three players were making their debuts in Garnet and Black.
- > Chris Silva, who was named to the Preseason Coaches All-SEC Second Team earlier Friday, pulled down 10 rebounds to lead the Gamecocks. He led the team 17 times last season in rebounds. Silva scored nine points, just missing the sixth double-double of his career.

## WESTERN MICHIGAN GAME NOTES

- > South Carolina improves to 63-37 when posting at least six made 3s under head coach Frank Martin. The Gamecocks improve to 82-34 when holding their opponents under 45 percent shooting from the field. Western Michigan was 21-for-58 (36 percent).
- > Head coach Frank Martin and his team of won 17 of their last 20 games at Colonial Life Arena.
- > The Gamecocks have won 14-straight in the month of November dating back to an 89-75 win over UNC Asheville on Nov. 26, 2014.
- > Carolina held opponents to below 40 percent from the field 17 times in 2016-17. The Gamecocks have now held both Wofford and Western Michigan below that mark to start the 2017-18 campaign.
- > Junior Chris Silva notched his sixth career double-double with 10 points and 10 rebounds. Silva has pulled down 20 boards in the team's first two games of the season.
- > Graduate transfer Frank Booker (14) and sophomore Maik Kotsar (10) joined Silva and Gravett in double figures Monday night.

## ILLINOIS STATE GAME NOTES

- > Hassani Gravett nearly recorded a double-double after pulling down a career-high nine rebounds. The redshirt junior point guard also dished out a season-high five assists to go alongside just one turnover in 33 minutes of action.
- > Junior big man Chris Silva scored all 10 of his points at the charity stripe. The Preseason Second Team All-SEC selection posted single-game career-highs for free throws made (10) and free throw attempts (14).
- > The game vs. the Redbirds marks the first time South Carolina has shot below 45 percent in the 2017-18 season.
- > The Gamecock defense has held every opponent below 37 percent from the floor this season. Illinois State was 18-for-50 (36 percent) Thursday afternoon at the HTC Center.

## INTERVIEW POLICIES

All interview requests must be made in advance to SID Emily Miles in the South Carolina Athletics Communications and Public Relations Department. Beginning with the start of practice in October, Miles will release a weekly coach and student-athlete availability schedule to media.

**Post-Game Interview Policy:** After each home game, the visiting coach will address the media first, followed by South Carolina student-athletes then South Carolina head coach Frank Martin. (Depending on deadline, this may be altered on a game-by-game basis).

**Road Interview Policy:** Interviews with Coach Martin and Gamecock student-athletes while on the road will be scheduled according to the home post-game media procedure.

All interviews are to be coordinated through the Communications and Public Relations Department. This allows the staff to arrange the interview when it best suits the student-athlete's and the reporter's schedules. Please contact the Communications and Public Relations Department in advance to make your interview requests. Media are not permitted to contact student-athletes on their own at any time.

All interviews will take place at the designated media interview site for that day as listed in the weekly availability schedule or in the Communications and Public Relations Department.

Dormitory, apartment and cell phone numbers for student-athletes will not be provided to the media. Should you need to conduct a telephone interview with a student-athlete, a call will be placed to you from the student-athlete at a mutually agreeable time.

## SOUTH CAROLINA COMMUNICATIONS & PR

### EMILY MILES, PRIMARY CONTACT DIRECTOR

cell: 803-727-3284

e-mail: efeeny@mailbox.sc.edu

Twitter: @EmilyMiles\_SID

Website: www.GamecocksOnline.com

Facebook: www.Facebook.com/GamecockMBB

Twitter: @GamecockMBB

Instagram: @GamecockMBB

# 2017-18 SOUTH CAROLINA MEN'S BASKETBALL ROSTER

## ROSTER BREAKDOWN

### Returning Starters (2)

Maik Kotsar  
Chris Silva  
*\*based on final game of 2016-17 season*

### Returning Letterwinners (7)

Tommy Corchiani  
Hassani Gravett  
Khadim Gueye  
Evan Hinson  
Maik Kotsar  
Christian Schmitt  
Chris Silva

### Guards (8)

David Beatty  
Frank Booker  
Tommy Corchiani  
Hassani Gravett  
Evan Hinson  
Kory Holden  
Wesley Myers  
Christian Schmitt

### Forwards (7)

Jason Cudd  
Ibrahim Famouke Doumbia  
Khadim Gueye  
Felipe Haase  
Maik Kotsar  
Justin Minaya  
Chris Silva

### By Height

Christian Schmitt (5-11)  
Kory Holden (6-1)  
Wesley Myers (6-1)  
David Beatty (6-2)  
Hassani Gravett (6-2)  
Frank Booker (6-3)  
Tommy Corchiani (6-3)  
Evan Hinson (6-4)  
Justin Minaya (6-5)  
Ibrahim Famouke Doumbia (6-6)  
Felipe Haase (6-9)  
Chris Silva (6-9)  
Maik Kotsar (6-10)  
Khadim Gueye (7-0)  
Jason Cudd (7-1)

### Alphabetical Roster

No.	Name	Pos.	Ht.	Wt.	Cl.	Exp.	Hometown/High/Last School
0	David Beatty	G	6-2	205	FR	HS	Philadelphia, Pa./Imhotep Institute Charter High School
5	Frank Booker	G	6-3	208	GR	3VL/TR	Augusta, Ga./Westside/Oklahoma/FAU
20	Tommy Corchiani	G	6-3	180	SO	1VL	Raleigh, N.C./Ravenscroft High School
33	Jason Cudd	F	7-1	255	FR	HS	Myrtle Beach, S.C./Socastee
14	Ibrahim Famouke Doumbia	F	6-6	205	FR	HS	Bamako, Mali/Miami Country Day School
2	Hassani Gravett	G	6-2	187	R-JR	1VL/TR	Villa Rica, Ga./Alexander/Pensacola State College
12	Khadim Gueye	F	7-0	248	SO	1VL	Dakar, Senegal/Victory Rock Prep (Bradenton, Fla.)
13	Felipe Haase	F	6-9	249	FR	HS	Osorno, Chile/Miami (Fla.) Christian School
23	Evan Hinson	G	6-4	240	SO	1VL	Deltona, Fla./Deltona
1	Kory Holden	G	6-1	197	R-JR	2VL/TR	Salisbury, Md./J.M. Bennett/Delaware
21	Maik Kotsar	F	6-10	260	SO	1VL	Tallin, Estonia/Sunrise Christian Academy (Wichita, Kan.)
10	Justin Minaya	F	6-5	210	FR	HS	Harrington Park, N.J./Northern Valley at Old Tappan
15	Wesley Myers	G	6-1	193	GR	3VL/TR	Brooklyn, N.Y./Boys and Girls High School/Niagara/Maine
25	Christian Schmitt	G	5-11	180	SO	1VL	Mars, Pa./Mars Area
30	Chris Silva	F	6-9	223	JR	2VL	Libreville, Gabon/Roselle (N.J.) Catholic

### Numerical Roster

No.	Name	Pos.	Ht.	Wt.	Cl.	Exp.	Hometown/High/Last School
0	David Beatty	G	6-2	205	FR	HS	Philadelphia, Pa./Imhotep Institute Charter High School
1	Kory Holden	G	6-1	197	R-JR	2VL/TR	Salisbury, Md./J.M. Bennett/Delaware
2	Hassani Gravett	G	6-2	187	R-JR	1VL/TR	Villa Rica, Ga./Alexander/Pensacola State College
5	Frank Booker	G	6-3	208	GR	3VL/TR	Augusta, Ga./Westside/Oklahoma/FAU
10	Justin Minaya	F	6-5	210	FR	HS	Harrington Park, N.J./Northern Valley at Old Tappan
12	Khadim Gueye	F	7-0	248	SO	1VL	Dakar, Senegal/Victory Rock Prep (Bradenton, Fla.)
13	Felipe Haase	F	6-9	249	FR	HS	Osorno, Chile/Miami (Fla.) Christian School
14	Ibrahim Famouke Doumbia	F	6-6	205	FR	HS	Bamako, Mali/Miami Country Day School
15	Wesley Myers	G	6-1	193	GR	3VL/TR	Brooklyn, N.Y./Boys and Girls High School/Niagara/Maine
20	Tommy Corchiani	G	6-3	180	SO	1VL	Raleigh, N.C./Ravenscroft High School
21	Maik Kotsar	F	6-10	260	SO	1VL	Tallin, Estonia/Sunrise Christian Academy (Wichita, Kan.)
23	Evan Hinson	G	6-4	240	SO	1VL	Deltona, Fla./Deltona
25	Christian Schmitt	G	5-11	180	SO	1VL	Mars, Pa./Mars Area
30	Chris Silva	F	6-9	223	JR	2VL	Libreville, Gabon/Roselle (N.J.) Catholic
33	Jason Cudd	F	7-1	255	FR	HS	Myrtle Beach, S.C./Socastee

**Head Coach:** Frank Martin (Florida International, '93)

**Assistant Coach:** Perry Clark (Gettysburg, '74)

**Assistant Coach:** Chuck Martin (Monmouth, '93)

**Assistant Coach:** Bruce Shingler (St. Augustine's College, '05)

**Director of Basketball Operations:** Andy Assaley (Cincinnati, '96)

**Strength & Conditioning Coach:** Scott Greenawalt (Muskingum College, '98)

**Athletic Trainer:** Mark Rodger (Buffalo, '01)

**Video Coordinator:** Jay Gibbons (Clayton State, '03)

**Student-Athlete Development:** Doug Edwards (Florida State, '07)

**Special Assistant to the Head Coach:** Jarett Gerald (South Carolina, '11)

**Director of Social Media:** Dushawn Davis (Coastal Carolina, '11)

**Administrative Assistant:** John Reynolds (The Citadel, '11)

**Graduate Student Manager:** Brian Steele (South Carolina, '16)

**Student Assistant Coach:** TeMarcus Blanton

**Student Assistant Coach:** Justin McKie (South Carolina, '17)

**Director of Athletics Communications and Public Relations:** Emily Miles (Ball State, '03)


## TOP RETURNING ...

Scorer.....Silva, 10.2 ppg  
Rebounder .....Silva, 6.1 rpg  
Assist Maker..... Gravett, 1.4 apg  
FG Shooter \*.....Silva, 52.4% (122-233)  
3-Point FG Shooter \$..... Gravett 21.7% (15-69)  
FT Shooter \$.....Silva, 74.9% (134-179)  
Shot Blocker.....Silva, 1.4 bpg  
Steal Maker ..... Kotsar, 0.7 spg

## PRONUNCIATION GUIDE

HA-deem Gaye  
Mike Coat-sar  
Fa-leep-ay Haas-ay  
E-BRAH-heem Fa-MOO-kay DOOM-bia





# HEAD COACH FRANK MARTIN

HEAD COACH | 11TH SEASON OVERALL | 215-129 (.625) | SIXTH SEASON AT SOUTH CAROLINA | 98-75 (.566)

## THE MARTIN FILE

### COACHING

#### Experience

33rd year

#### College Experience

18th season

#### College Head Coach Experience

11th season

#### Hire Date At Carolina

March 27, 2012

### PERSONAL

#### Hometown

Miami, Fla.

#### Alma Mater

Florida International, 1993 (B.A. Physical Ed.)

#### Family

Wife, Anya

Children, Brandon, Amalia and Christian

### COACHING RESUME

#### High School

Miami Senior High, 1985-93

Varsity Boys' Assistant Coach

Junior Varsity Boys' Head Coach

North Miami High, Head Coach, 1993-95

Miami Senior High, Head Coach, 1995-98

B.T. Washington High, Head Coach, 1999-2000

#### College Assistant Coach

Northeastern, 2000-04

Cincinnati, 2004-06

Kansas State, 2006-07

#### College Head Coach

Kansas State, 2007-12

South Carolina, 2012-present

Frank Martin was named the head men's basketball coach at the University of South Carolina on March 27, 2012, becoming the 32nd head coach in the history of the South Carolina program, which enters its 110th season as a varsity sport in 2017-18. Martin owns a 213-128 (.624) overall record as a head coach, entering his 11th season overall, and a 96-74 (.564) record entering his sixth season at South Carolina. Martin was named the 2017 Jim Phelan National Coach of the Year after leading the Gamecocks to the best season in school history during the 2016-17 campaign, as the squad advanced to the program's first Final Four and recorded a school record 26 wins.

Since his appointment as head coach in Columbia, Martin, 51, and his wife Anya, have become fixtures in the community. He has spoken at numerous events, including Gamecock Club chapter events, numerous community council and rotary club events, coaching clinics, the Fathers and Families Decades of Dads event and the Heroes in Blue Knight of Honor Gala, among others. Martin has also been honored with several community awards, including being named a 2016 Fatherhood Champion at the Palmetto State Fatherhood Awards Breakfast and Fundraiser.

The Martin's have hosted the "B-Ball of the South," an event in conjunction with the National Association of Basketball Coaches (NABC), and the American Cancer Society, benefitting "Coaches vs. Cancer," during their time at Carolina. The first "B-Ball of the South," held in May 2013, raised \$140,000 from charitable donations and a live auction to benefit the "Coaches vs. Cancer" initiative. Year two saw continued success, as the Kentucky Derby themed event raised \$129,470 and year three saw the event raise \$145,735. For his outstanding efforts for the "Coaches vs. Cancer" initiative, Martin was honored with the 2016 Champion Award from the organization at the 2016 Final Four in Houston.

The 2016-17 campaign would go on to be the best season in school history, as the Gamecocks set a school record with 26

wins, advanced to the NCAA Tournament for the first time since 2004, posted the first program win in the NCAA Tournament since 1973, and advanced to the school's first-ever Final Four, falling by just four points, 77-73, to Gonzaga in the national semifinals in Phoenix. South Carolina captured back-to-back 20-win seasons for the first time since a string of three-straight 20-win campaigns from 2003-2006, and the Gamecocks posted double-digit league victories for just the fifth time since joining the SEC in 1992.

South Carolina was ranked in the AP poll for nine weeks and in the coaches poll for 10 weeks during the regular season, and the Gamecocks were ranked No. 6 in the final USA Today Coaches Poll following the Final Four run. Carolina rose to as high as 16th in the AP Poll, which was its highest rank since the Gamecocks were ranked 14th in the final poll of the 1997-98 season.

After the magical season, it would be announced that school records for total attendance and average attendance were set at Colonial Life Arena during the 2016-17 season. Nationally, the Gamecocks ranked 15th in total attendance, as 241,126 fans saw Carolina in action at home during the season, an average of 13,396 fans per game, which ranked 21st nationally.

Prior to his appointment in Columbia, Martin spent the previous five seasons as the head coach at Kansas State University, leading the Wildcats to the NCAA Tournament four times, including a trip to the Elite Eight, during the 2009-10 campaign when the squad won a school record 29 contests. Martin's Wildcats won at least 21 games in each of his five seasons at the helm, as the program compiled a record of 117-54 (.684) under his direction.

A native of Miami, Fla., Martin earned his bachelor's degree in physical education from Florida International in 1993. He and his wife, Anya, have three children, Brandon, Amalia and Christian.

## MARTIN'S CAREER RECORD, YEAR-BY-YEAR

YEAR	RECORD	CONFERENCE (FINISH)	POSTSEASON
2007-08	21-12	10-6 (3rd)	1-1; NCAA Tournament 2nd Round
2008-09	22-12	9-7 (t4th)	1-1; NIT
2009-10	29-8	11-5 (t2nd)	3-1; NCAA Tournament Elite Eight
2010-11	23-11	10-6 (t3rd)	1-1; NCAA Tournament Third Round
2011-12	22-11	10-8 (5th)	1-1; NCAA Tournament Third Round
2012-13	14-18	4-14 (t12th)	-
2013-14	14-20	5-13 (13th)	-
2014-15	17-16	6-12 (t11th)	-
2015-16	25-9	11-7 (t3rd)	1-1; NIT
2016-17	26-11	12-6 (t3rd)	4-1; NCAA Final Four
2017-18	2-1	-	-
<b>Totals</b>	<b>215-129 (.625)</b>	<b>88-84 (.511)</b>	<b>12-7 (.631)/5 NCAA/2 NIT</b>

# GAMECOCK SUPERLATIVES

## GAMECOCKS' RECORD WHEN ...

At home	1-0
On the road	1-0
At neutral sites	0-1
In overtime	0-0
vs. Top 25 team	0-0
vs. Top 10 team	0-0
vs. Top 3 team	0-0
Leading at half	2-0
Trailing at half	0-1
Tied at half	0-0
Shooting 50% or better	0-0
Shooting between 39-49%	2-0
Shooting less than 39%	0-1
Opp. shooting 50% or better	0-0
Opp. shooting between 39-49%	0-0
Opp. shooting less than 39%	2-1
Shooting better than opp.	2-0
Shooting worse than/equal to opp.	0-1
Starters out-score opp. starters	1-1
Opp. starters score/equal more	1-0
Bench out-scores opp. bench	2-0
Opp. bench scores/equals more	0-1
Having more FTs than opp.	1-0
Having equal/less FTs than opp.	1-1
Have more TOs than opp.	2-0
Having equal/less TOs than opp.	0-1
Having more rebounds than opp.	2-1
Having equal/less rebounds than opp.	0-0
Making 6 or more 3FGs	2-1
Having 15 or more assists	1-0
Score more points in paint than opp.	2-0
Scoring equal/less points in paint than opp.	0-1
Scoring more points off TOs than opp.	1-1
Scoring equal/less points off TOs than opp.	1-0
Scoring more 2nd-chance points than opp.	2-1
Scoring equal/less 2nd-chance points than opp.	0-0
Scoring more fast break points than opp.	1-0
Scoring equal/less fast break points than opp.	1-1
Wearing white uniforms	1-1
Wearing Garnet uniforms	0-0
Wearing Black uniforms	1-0
Playing on live TV/live broadcast	2-1
Playing in November	2-1
Playing in December	0-0
Playing in January	0-0
Playing in February	0-0
Playing in March	0-0
Playing a day-game	0-1
Playing a night-game	2-0
Playing on Sunday	0-0
Playing on a Monday	0-0
Playing on a Tuesday	0-0
Playing on a Wednesday	0-0
Playing on a Thursday	0-1
Playing on a Friday	1-0
Playing on a Saturday	0-0
Scoring margin is 5 points or less	0-1
Margin is between 6-10	0-0
Margin is between 11-20	1-0
Margin is more than 20	1-0
Scoring 59 points or less	0-0
Scoring 60-69 points	0-1
Scoring 70-79 points	2-0
Scoring 80-89 points	0-0
Scoring 90-99 points	0-0
Scoring 100+ points	0-0

## MISCELLANEOUS

Current streak	L1
Home court streak	W1
Away streak	W1
Neutral court streak	L1

Scoring Leaders	'17-18	Career
Hassani Grtavett	2	2
Maik Kotsar	1	2
Chris Silva	1	3
Frank Booker	1	1*

Rebounding Leaders	'17-18	Career
Chris Silva	2	24
Hassani Gravett	1	1

Assists Leaders	'17-18	Career
Maik Kotsar	1	3
Felipe Haase	1	1
Hassani Gravett	1	5

Blocks Leaders	'17-18	Career
Chris Silva	3	30
Maik Kotsar	1	7
Frank Booker	1	1*

Steals Leaders	'17-18	Career
Maik Kotsar	2	5
Chris Silva	1	7

Double-Figure Scoring	'17-18	Career
Frank Booker	2	15
Chris Silva	2	30
Hassani Gravett	2	5
Maik Kotsar	1	10
Felipe Haase	1	1
Wesley Myers	1	24

20+ points	'17-18	Career
-	-	-

30+ points	'17-18	Career
-	-	-

Double-Figure Rebounding	'17-18	Career
Chris Silva	2	9

5+ assists	'17-18	Career
Hassani Gravett	1	3

3+ steals	'17-18	Career
-	-	-

2+ blocks	'17-18	Career
Chris Silva	2	28

Double-Doubles	'17-18	Career
Chris Silva	1	6

\* indicates at South Carolina

Clutch Free Throws (under 5 min/OT)	FT-FTA	FT%
Felipe Haase	2-2	1.000
David Beatty	2-2	1.000
Justin Minaya	3-4	.750
Maik Kotsar	1-2	.500
Frank Booker	1-2	.500
Maik Kotsar	1-2	.500
<b>Totals</b>	<b>9-12</b>	<b>.750</b>

Dunks	'17-18
-	-

## Miscellaneous

Largest Halftime Lead	
SC	9, 2x, last vs. WMU (Nov. 13, 2017)
Opp	9, Illinois State (Nov. 16, 2017)
Smallest Halftime Lead	
SC	9, 2x, last vs. WMU (Nov. 13, 2017)
Opp	9, Illinois State (Nov. 16, 2017)
Fewest Points In First Half	
SC	23, vs. Illinois State (Nov. 16, 2017)
Opp	24, at Wofford (Nov. 10, 2017)
Most Points In First Half	
SC	38, vs. WMU (Nov. 13, 2017)
Opp	32, Illinois State (Nov. 16, 2017)
Fewest Points In Second Half	
SC	40, 2x, last vs. WMU (Nov. 13, 2017)
Opp	28, at Wofford (Nov. 10, 2017)
Most Points In Second Half	
SC	42, vs. Illinois State (Nov. 16, 2017)
Opp	37, Illinois State (Nov. 16, 2017)
Most Points in Overtime	
SC	-
Opp	-
Largest Margin of Victory	
SC	21, at Wofford (Nov. 10, 2017)
Opp	4, Illinois State (Nov. 16, 2017)
Smallest Margin of Victory	
SC	21, at Wofford (Nov. 10, 2017)
Opp	4, Illinois State (Nov. 16, 2017)



## 2017-18 GAME-BY-GAME

	Date	Result	FG-A	Pct	3FG-A	Pct	FT-A	Pct	O-D-Total	PF	Pts	A	TO	Blk	Stl	Min	Half
at Wofford			17-49	.347	6-19	.316	12-16	.750	8-20-28	16	52	7	13	0	3	200	24
South Carolina	Nov. 10, 2017	W, 73-52	25-54	.463	11-23	.478	12-16	.750	12-28-40	17	73	17	14	3	5	200	33
Western Michigan			21-58	.362	5-21	.238	13-25	.520	8-24-30	24	60	12	11	6	10	200	29
South Carolina	Nov. 13, 2017	W, 78-60	26-57	.456	9-23	.391	17-28	.607	13-33-46	18	78	12	14	3	4	200	38
Illinois State &			18-50	.360	5-16	.313	28-39	.718	5-37-42	20	69	13	14	2	8	200	32
South Carolina	Nov. 16, 2017	L, 69-65	18-61	.295	9-32	.281	20-60	.667	12-33-45	32	65	14	13	4	3	200	23

& - indicates Puerto Rico Tip-Off at Myrtle Beach (Myrtle Beach, S.C./HTC Center)



# SOUTH CAROLINA GAMECOCKS

OVERALL: 2-1; SEC: 0-0; HOME: 1-0; AWAY: 1-0; NEUTRAL: 0-1

DATE	OPP.	W/L	SCORE	RECORD (SEC)	POINTS	REBOUNDS	ASSISTS	BLOCKS	STEALS	ATTENDANCE
11/10/17	at Wofford	W	73-52	1-0 (0-0)	Kotsar (13)	Silva (10)	Kotsar (4)	Silva (2)	Silva (2)	3,400
11/13/17	Western Mich.	W	78-60	2-0 (0-0)	Gravett (15)	Silva (10)	Haase (3)	3 with 1	Kotsar (2)	12,136 (paid)
11/16/17	vs. Illinois St. &	L	69-65	2-1 (0-0)	3 with 10	Gravett (9)	Gravett (5)	Silva (3)	Kotsar (2)	700

& - indicates Puerto Rico Tip-Off at Myrtle Beach (Myrtle Beach, S.C./HTC Center)

## STARTING LINEUPS

OPPONENT	GUARD	GUARD	GUARD/FORWARD	FORWARD	FORWARD	RECORD
at Wofford	Gravett	Booker	Minaya	Kotsar	Silva	1-0
Western Michigan	Gravett	Booker	Minaya	Kotsar	Silva	2-0
vs. Illinois State &	Gravett	Booker	Minaya	Kotsar	Silva	2-1

& - indicates Puerto Rico Tip-Off at Myrtle Beach (Myrtle Beach, S.C./HTC Center)

**Most Field Goals Made**

- 39, vs. High Point (March 15, 2016)
- 37, vs. Hofstra (Nov. 22, 2015)
- 35, vs. Marquette (March 17, 2017)
- 35, vs. Lander (Dec. 27, 2016)
- 34, vs. Lipscomb (Nov. 27, 2015)
- 34, vs. Marshall (Dec. 30, 2013)

**Most Field Goals Attempted**

- 88, vs. Alabama (Feb. 7, 2017)
- 73, vs. Georgia (March 3, 2016)
- 72, vs. Oral Roberts (Nov. 16, 2015)
- 70, vs. Texas A&M (Jan. 7, 2017)
- 71, vs. SC State (Jan. 5, 2013)

**Highest Field Goal Percent**

- 60.0 (39-65) vs. High Point (March 15, 2016)
- 58.7 (27-46) vs. Holy Cross (Nov. 13, 2016)
- 58.3 (28-48) vs. Saint Mary's (Dec. 22, 2013)
- 57.7 (30-52) vs. Arkansas (Jan. 26, 2013)
- 56.4 (22-39) vs. Missouri State (Nov. 24, 2012)

**Most 3-Point Field Goals Made**

- 15, vs. Auburn (Jan. 24, 2017)
- 13, vs. Rider (Nov. 19, 2012)
- 12, vs. Holy Cross (Nov. 13, 2016)
- 12, at Texas A&M (Feb. 6, 2016)
- 11, vs. Wofford (Nov. 10, 2017)
- 11, vs. Georgia (Feb. 4, 2017)
- 11, vs. Auburn (March 12, 2014)

**Most 3-Point Field Goals Attempted**

- 32, vs. Illinois State (Nov. 16, 2017)
- 31, vs. Alabama (Feb. 7, 2017)
- 31, vs. Mississippi State (March 13, 2013)
- 30, at Ole Miss (March 4, 2017)
- 30, at Alabama (Feb. 24, 2015)
- 29, vs. USC Upstate (Dec. 19, 2013)

**Highest 3-Point Field Goal Percentage (min. 10 attempts)**

- 73.3 (11-15) vs. Auburn (March 12, 2014)
- 58.3 (7-12) vs. Arkansas (Jan. 26, 2013)
- 57.7 (15-26) vs. Auburn (Jan. 24, 2017)
- 57.1 (12-21) at Texas A&M (Feb. 6, 2016)
- 57.1 (8-14) at Georgia (Jan. 22, 2014)

**Most Free Throws Made**

- 46, vs. Memphis (Jan. 2, 2016)
- 35, vs. Alabama (Feb. 7, 2017)
- 30, vs. Arkansas (March 13, 2014)
- 29, vs. Norfolk State (Nov. 14, 2015)
- 28, vs. Alabama (Jan. 30, 2016)
- 28, vs. NC A&T (Dec. 30, 2014)
- 28, vs. Mississippi State (March 6, 2013)
- 28, at LSU (Jan. 16, 2013)

**Most Free Throws Attempted**

- 63, vs. Memphis (Jan. 2, 2016)
- 50, vs. Alabama (Feb. 7, 2017)
- 46, vs. Alabama (Jan. 30, 2016)
- 42, vs. Norfolk State (Nov. 14, 2015)
- 41, vs. Mississippi State (Jan. 26, 2016)
- 41, vs. Arkansas (March 13, 2014)

**Highest Free Throw Percentage (min. 10 attempts)**

- 93.8 (15-16) vs. Holy Cross (Nov. 13, 2016)
- 93.3 (14-15) vs. Tennessee (Jan. 20, 2015)
- 92.9 (13-14) at Georgia (Feb. 17, 2015)
- 92.3 (12-13) at Tennessee (March 7, 2015)
- 86.4 (19-22) at Florida (Feb. 21, 2017)

**Most Offensive Rebounds**

- 26, vs. Vanderbilt (Feb. 13, 2014)
- 24, at St. John's (Nov. 29, 2012)
- 23, vs. Alabama (Feb. 7, 2017)
- 21, vs. Akron (Nov. 23, 2014)
- 21, at Mississippi State (March 8, 2014)
- 21, at Clemson (Nov. 17, 2013)

**Most Defensive Rebounds**

- 38, vs. Oklahoma State (Dec. 6, 2014)
- 38, vs. Longwood (Nov. 9, 2013)
- 35, vs. Memphis (Jan. 2, 2016)
- 34, vs. Vanderbilt (Jan. 9, 2016)
- 34, vs. Western Carolina (Nov. 30, 2015)

**Most Total Rebounds**

- 53, vs. Memphis (Jan. 2, 2016)
- 52, vs. Alabama (Feb. 7, 2017)
- 51, vs. Mississippi State (Jan. 26, 2016)
- 51, vs. Western Carolina (Nov. 30, 2015)
- 50, vs. Alabama (Jan. 30, 2016)
- 50, vs. Longwood (Nov. 9, 2013)

**Most Personal Fouls**

- 33, at Georgia (Feb. 22, 2014)
- 32, vs. Illinois State (Nov. 16, 2017)
- 32, vs. Marshall (Dec. 30, 2013)
- 31, at Texas A&M (Jan. 15, 2014)
- 30, at Memphis (Dec. 30, 2016)
- 30, at Auburn (Feb. 26, 2014)

**Most Points**

- 98, vs. Auburn (Jan. 24, 2017)
- 94, vs. LSU (Feb. 10, 2016)
- 94, vs. Hofstra (Nov. 22, 2015)
- 93, vs. Marquette (March 17, 2017)
- 92, vs. SC State (Nov. 18, 2016)
- 92, vs. Lipscomb (Nov. 27, 2015)
- 92, vs. Marshall (Dec. 30, 2013)

**Fewest Points**

- 36, at Florida (Jan. 30, 2012)
- 43, at Kentucky (Feb. 14, 2015)
- 43, vs. Kentucky (Jan. 24, 2015)
- 44, vs. Tennessee (March 14, 2014)
- 46, vs. Florida (March 4, 2014)
- 46, vs. LSU (Feb. 14, 2013)

**Most Assists**

- 25, vs. High Point (March 15, 2016)
- 24, vs. Lipscomb (Nov. 27, 2015)
- 23, vs. Auburn (Jan. 24, 2017)
- 22, at Texas A&M (Feb. 6, 2015)
- 22, vs. Rider (Nov. 19, 2012)

**Fewest Turnovers**

- 5, vs. Gonzaga (April 1, 2017)
- 6, vs. Texas A&M (Jan. 7, 2017)
- 6, vs. Kentucky (March 1, 2014)
- 7, at USF (Dec. 17, 2016)
- 7, vs. Mississippi State (Feb. 28, 2015)
- 7, at Georgia (Feb. 17, 2015)
- 7, vs. Georgia (Feb. 22, 2014)
- 7, vs. Akron (Dec. 28, 2013)
- 7, at Kentucky (Feb. 5, 2013)
- 7, vs. Vanderbilt (Jan. 19, 2013)

**Most Blocks**

- 10, vs. Lander (Dec. 27, 2016)
- 10, vs. High Point (March 15, 2016)
- 10, vs. UNC Asheville (Nov. 26, 2014)
- 9, vs. SC State (Nov. 18, 2016)
- 9, at Georgia (Feb. 2, 2016)
- 9, vs. Drexel (Dec. 15, 2015)
- 9, vs. Coker (Dec. 21, 2014)

**Most Steals**

- 13, vs. FIU (Dec. 4, 2016)
- 13, vs. Francis Marion (Dec. 30, 2015)
- 13, at Marshall (Dec. 1, 2014)
- 12, at Tennessee (Jan. 11, 2017)
- 12, vs. Syracuse (Nov. 26, 2016)
- 12, vs. USF (Dec. 5, 2015)
- 12, vs. Lipscomb (Nov. 27, 2015)
- 12, vs. Ole Miss (March 12, 2015)
- 12, vs. UNC Asheville (Nov. 26, 2014)

**Most Points By Opponent**

- 97, at Georgia (Jan. 22, 2014)
- 90, vs. Alabama (Feb. 7, 2017)
- 90, vs. Missouri (Feb. 28, 2013)
- 89, vs. Kentucky (Feb. 13, 2016)
- 89, at St. John's (Nov. 29, 2012)

**Fewest Point By Opponent**

- 44, vs. Longwood (Nov. 9, 2013)
- 45, vs. Akron (Dec. 28, 2013)
- 45, vs. Cornell (Nov. 20, 2014)
- 45, vs. Clemson (Dec. 19, 2014)
- 46, vs. Michigan (Nov. 23, 2016)

**Most Field Goals Made By Opponent**

- 33, at St. John's (Nov. 29, 2012)
- 32, vs. Missouri (Feb. 28, 2013)
- 31, vs. Kentucky (Feb. 13, 2016)
- 30, vs. Arkansas (Feb. 15, 2017)
- 30, vs. Alabama (Feb. 7, 2017)
- 30, vs. Georgia Tech (March 21, 2016)
- 30, vs. Arkansas (March 5, 2015)

**Fewest Field Goals Made By Opponent**

- 10, vs. Michigan (Nov. 23, 2016)
- 11, vs. Georgia (Jan. 31, 2015)
- 13, vs. Akron (Dec. 28, 2013)
- 13, vs. Longwood (Nov. 9, 2013)
- 14, vs. Syracuse (Nov. 26, 2016)
- 14, vs. Cornell (Nov. 20, 2014)
- 14, vs. Kentucky (March 1, 2014)

**Highest Opponent Field Goal Percent**

- 69.6 (32-46) vs. Missouri (Feb. 28, 2013)
- 61.4 (27-44) at Kentucky (Feb. 5, 2013)
- 58.5 (24-41) vs. Auburn (Jan. 12, 2013)
- 58.3 (28-48) at Kentucky (Jan. 21, 2017)
- 58.1 (25-43) vs. Georgia (Feb. 2, 2013)

**Most Rebounds By Opponent**

- 62, vs. Alabama (Feb. 7, 2017)
- 49, vs. Seton Hall (Dec. 12, 2016)
- 49, vs. LSU (Feb. 14, 2013)
- 47, at Georgia (Feb. 23, 2013)
- 46, five times

**Fewest Rebounds By Opponent**

- 16, vs. Holy Cross (Nov. 13, 2016)
- 20, vs. NC A&T (Dec. 30, 2014)
- 22, vs. Drexel (Dec. 15, 2015)
- 22, vs. Morgan State (Nov. 16, 2012)
- 23, vs. Hofstra (Nov. 22, 2015)
- 23, vs. Alabama (Jan. 13, 2015)
- 23, vs. Manhattan (Dec. 22, 2012)
- 23, vs. Rider (Nov. 19, 2012)



# ON THE BENCH



**> PERRY CLARK, ASSISTANT COACH**

- > Fifth season on staff at South Carolina
- > Former head coach at Tulane, Miami (Fla.) and Texas A&M-Corpus Christi
- > Has over 30 years of coaching experience
- > Has coached 19 players who were drafted or have gone on to play in the NBA, including Gamecock Sindarius Thornwell



**> CHUCK MARTIN, ASSISTANT COACH**

- > Is in his first season on staff at Carolina after serving as an assistant for the past three seasons at Indiana
- > Has over 15 years of coaching experience at the Division I level
- > Was the head coach at Marist for five years (2008-13)
- > Played collegiately at Champlain Junior College, before finishing his career at Monmouth



**> BRUCE SHINGLER, ASSISTANT COACH**

- > Is in his second season on staff with the Gamecocks
- > Prior to time at Carolina, was an assistant for four seasons at Towson
- > Played collegiately at St. Augustine's College
- > Prior to time in college, coached AAU, sending over 40 of his players to Division I institutions



**> ANDY ASSALEY, DIRECTOR OF OPERATIONS**

- > Enters his sixth season at Carolina, and his 11th season with Martin
- > Has over 20 years of experience working in college basketball
- > A graduate of Cincinnati



**> SCOTT GREENAWALT, STRENGTH AND CONDITIONING COACH**

- > Enters his sixth season with the Gamecocks and his 11th with Martin
- > Has coached over 10 all-conference players, including Michael Beasley (Kansas State) and Sindarius Thornwell (Carolina)
- > Has helped train numerous professional athletes, such as Kevin Youkilis, former MLB player
- > Played football at Muskingum College in Ohio



**> MARK RODGER, ATHLETIC TRAINER**

- > In his 12th season with the Gamecocks
- > Native of Berlin, Germany, and a graduate of the University of Buffalo



**> DOUG EDWARDS, DIRECTOR OF PLAYER DEVELOPMENT**

- > Is in his sixth season on staff at Carolina
- > Former standout at Florida State, and was the 15th overall pick in the 1993 NBA Draft by the Atlanta Hawks
- > Brother, Allen, is the head coach at Wyoming



**> JAY GIBBONS, VIDEO COORDINATOR**

- > Enters his third season on staff with the Gamecocks
- > Prior to his time at Carolina, was an assistant coach at Savannah State
- > Played collegiately at Clayton State, where he helped his team reach two NCAA D-II Final Four's



**JARETT GERALD**  
Special Asst. to the Head Coach



**DUSHAWN DAVIS**  
Director of Social Media



**JOHN REYNOLDS**  
Administrative Assistant



**BRIAN STEELE**  
Graduate Student Manager




**TEMARCUS BLANTON**  
Student Assistant Coach



**JUSTIN MCKIE**  
Student Assistant Coach



**EMILY MILES**  
Director of Communications and Public Relations



**73**  
**52**

**GAME 1**  
Spartanburg, S.C.  
Jerry Richardson Indoor Stadium  
Nov. 10, 2017  
2017-18 Season Opener

**SPARTANBURG, S.C. (AP)** - Maik Kotsar had 13 points and Frank Booker added 12 off three 3-pointers in a 73-52 rout of Wofford - the Gamecocks' 17th straight opening-game victory Friday night.

South Carolina (1-0) spoiled the debut of Wofford's glittering Jerry Richardson Indoor Stadium, a 3,400-seat arena funded by Richardson, owner of the Carolina Panthers and a Wofford alumnus.

Wofford (0-1) kept things tight most of the first half and trailed 25-22 on Derrick Brooks' jumper with 3:15 left in the opening half. That's when the Gamecocks took control with a 20-2 run that spanned both periods. Booker and fellow first-year player Wesley Myers had 3s in the run. When Hassani Gravett closed the surge with one more 3, South Carolina led 45-24.

Freshman Felipe Haase and graduate transfer Myers added 10 points each for the Gamecocks, who returned just two starters from the team that made it to the program's first Final Four a year ago. Chris Silva, along with Kotsar, the only starters back from the NCAA Tournament run, had nine points and a team-best 10 rebounds.

Fletcher Magee had 17 points, 15 in the opening half, to lead Wofford.



**78**  
**60**

**GAME 2**  
Columbia, S.C.  
Colonial Life Arena  
Nov. 13, 2017  
Final Four banner unveiled pre-game

**COLUMBIA, S.C. (AP)** - South Carolina doubled down on a season opening victory, claiming a 78-60 home win Monday night over Western Michigan in its second encounter.

The Gamecocks managed to get a bit of breathing room late in the first half, opening a nine-point lead at the break. They remained on top throughout the second half, gradually increasing the lead.

The inside duo of Chris Silva and Maik Kotsar dominated action inside, allowing USC to connect on 26 of 57 field goals, while holding Western Michigan to 21 of 58.

Despite its statistical dominance, South Carolina watched a 17-point lead cut to nine with 7:50 remaining. The Gamecocks had an answer for each Western Michigan run, however.

While the inside duo was responsible for obtaining the lead, point guard Hassani Gravett hit three late 3-pointers to allow South Carolina's advantage to grow to as much as 19.

He led the Gamecocks in scoring with 15. Frank Booker followed with 14, while Silva and Kotsar each scored 10 and hauled in a combined 13 rebounds.

Western Michigan's Thomas Wilder led all scorers with 21, earning most of his points driving to the basket. Bryce Moore and Josh Davis followed with 12 and 11 points respectively.



**65**  
**69**

**GAME 3**  
Conway, S.C.  
HTC Center  
Nov. 16, 2017  
Puerto Rico Tip-Off at Myrtle Beach

**CONWAY, S.C. (AP)** - Milik Yarbrough had 18 points, six rebounds and six assists to help Illinois State beat South Carolina 69-65 in Thursday's opening game of the relocated Puerto Rico Tip-Off.


Keyshawn Evans added 17 points for the Redbirds (1-1), who frustrated the cold-shooting Gamecocks with their active zone defense and never trailed. Illinois State shot just 36 percent, but made 28 free throws - with 14 from Yarbrough.

Illinois State led by as many as 12 points before halftime and saw the Gamecocks rally to twice tie it before holding on down the stretch. Evans hit a free throw with 4 seconds left to make it a two-possession game and seal the win.

Hassani Gravett had 10 points, nine rebounds and five assists for the Gamecocks (2-1), who shot just 30 percent.

The tournament was set for the coastal city of Fajardo, Puerto Rico, but damage from Hurricane Maria forced it to Coastal Carolina in Conway.

**GAME 1**



Official Basketball Box Score - Game Totals - Final Statistics  
**South Carolina vs Wofford**  
11/10/17 7:00 PM at Spartanburg, S.C.

**South Carolina 73 • 1-0**

#	Player	FG	FGA	3-P	3-PTA	FT	FT-A	Rebounds	PF	TP	A	T	Bk	Stl	Min
02	GRAVETT, Hassani	2-7	1-2	0-0	0-0	2-2	2-2	0	5	3	0	0	0	25	
05	BOOKER, Frank	4-6	3-5	1-2	0-0	0-0	0-0	1	12	0	0	0	0	25	
10	MINAYA, Justin	2-5	1-2	1-1	2-2	4-4	4-4	1	6	2	2	1	0	24	
21	KOTSAR, Maik	5-10	1-1	3-4	2-1	3-3	3-3	4	13	4	1	0	1	25	
30	SILVA, Chris	2-5	0-1	5-6	3-7	10-10	3-9	2	5	2	2	0	0	19	
00	BEATY, David	2-6	2-4	0-0	0-0	2-2	6-2	2	1	0	0	0	0	19	
10	HOLDEY, Kory	1-2	0-1	0-0	1-2	3-3	2-2	0	0	0	0	0	0	8	
12	GUEYE, Khadim	0-0	0-0	0-0	2-2	4-2	2-0	0	2	0	0	0	0	10	
13	HAASE, Felipe	4-6	2-3	0-1	1-4	5-2	10-0	0	0	0	0	0	0	23	
14	FAMOUKE DOUMBIA, I.	0-1	0-0	0-0	2-2	2-0	0-0	0	0	0	0	0	0	2	
15	MYERS, Wesley	3-6	2-4	2-2	0-3	3-3	10-2	2	2	0	1	1	1	17	
20	CORCHIANI, Tommy	0-0	0-0	0-0	0-0	0-0	0-0	0	0	0	0	0	0	1	
33	CUDD, Jason	0-0	0-0	0-0	0-0	0-0	0-0	0	0	0	0	0	0	1	
Team								1	4	5	1	1	0	0	
Totals		25-54	11-23	12-16	12	28	40	17	73	17	14	3	5	200	

FG % 1st Half: 11-27 40.7% 2nd half: 14-27 51.9% Game: 25-54 46.3%  
3FG % 1st Half: 7-14 50.0% 2nd half: 4-9 44.4% Game: 11-23 47.8%  
FT % 1st Half: 4-5 80.0% 2nd half: 8-11 72.7% Game: 12-16 75.0%

Wofford 52 • 0-1

#	Player	FG	FGA	3-P	3-PTA	FT	FT-A	Rebounds	PF	TP	A	T	Bk	Stl	Min
03	Fletcher Magee	7-17	3-9	0-0	0-3	3-1	17-0	0	2	0	0	0	0	37	
10	Nathan Hoover	2-7	1-4	4-5	0-1	1-1	9-0	0	0	0	0	0	0	29	
31	Donovan Theme-Love	0-2	0-1	0-0	0-0	0-0	0-1	4	4	0	2	0	0	19	
33	Cameron Jackson	3-7	0-1	3-6	3-6	9-4	9-0	2	2	0	1	1	0	27	
50	Matthew Pegram	3-7	2-2	4-4	2-5	7-4	4-2	2	0	0	0	0	0	29	
01	Derrick Brooks	1-3	0-1	0-0	0-1	1-4	2-0	4	0	0	0	0	0	19	
05	Storm Murphy	1-4	0-0	1-1	0-0	0-0	0-0	3	4	0	0	0	0	21	
12	Dishon Lowery	0-0	0-0	0-0	0-0	0-0	0-0	0	0	0	0	0	0	1	
21	Tray Hollowell	0-2	0-1	0-0	0-0	0-0	1-0	0	0	0	0	0	0	8	
24	Keve Aluma	0-0	0-0	0-0	0-0	0-0	1-1	0	0	0	0	0	0	10	
Team								3	6	6	1	0	0	0	
Totals		17-49	6-19	12-16	8	20	28	16	52	7	13	0	3	200	

FG % 1st Half: 10-28 35.7% 2nd half: 7-21 33.3% Game: 17-49 34.7%  
3FG % 1st Half: 3-9 33.3% 2nd half: 3-10 30.0% Game: 6-19 31.6%  
FT % 1st Half: 1-3 33.3% 2nd half: 11-13 84.6% Game: 12-16 75.0%

**South Carolina 73 • 1-0**

#	Player	FG	FGA	3-P	3-PTA	FT	FT-A	Rebounds	PF	TP	A	T	Bk	Stl	Min
02	GRAVETT, Hassani	2-7	1-2	0-0	0-0	2-2	2-2	0	5	3	0	0	0	25	
05	BOOKER, Frank	4-6	3-5	1-2	0-0	0-0	0-0	1	12	0	0	0	0	25	
10	MINAYA, Justin	2-5	1-2	1-1	2-2	4-4	4-4	1	6	2	2	1	0	24	
21	KOTSAR, Maik	5-10	1-1	3-4	2-1	3-3	3-3	4	13	4	1	0	1	25	
30	SILVA, Chris	2-5	0-1	5-6	3-7	10-10	3-9	2	5	2	2	0	0	19	
00	BEATY, David	2-6	2-4	0-0	0-0	2-2	6-2	2	1	0	0	0	0	19	
10	HOLDEY, Kory	1-2	0-1	0-0	1-2	3-3	2-2	0	0	0	0	0	0	8	
12	GUEYE, Khadim	0-0	0-0	0-0	2-2	4-2	2-0	0	2	0	0	0	0	10	
13	HAASE, Felipe	4-6	2-3	0-1	1-4	5-2	10-0	0	0	0	0	0	0	23	
14	FAMOUKE DOUMBIA, I.	0-1	0-0	0-0	2-2	2-0	0-0	0	0	0	0	0	0	2	
15	MYERS, Wesley	3-6	2-4	2-2	0-3	3-3	10-2	2	2	0	1	1	1	17	
20	CORCHIANI, Tommy	0-0	0-0	0-0	0-0	0-0	0-0	0	0	0	0	0	0	1	
33	CUDD, Jason	0-0	0-0	0-0	0-0	0-0	0-0	0	0	0	0	0	0	1	
Team								1	4	5	1	1	0	0	
Totals		25-54	11-23	12-16	12	28	40	17	73	17	14	3	5	200	

FG % 1st Half: 11-27 40.7% 2nd half: 14-27 51.9% Game: 25-54 46.3%  
3FG % 1st Half: 7-14 50.0% 2nd half: 4-9 44.4% Game: 11-23 47.8%  
FT % 1st Half: 4-5 80.0% 2nd half: 8-11 72.7% Game: 12-16 75.0%

**Wofford 52 • 0-1**


#	Player	FG	FGA	3-P	3-PTA	FT	FT-A	Rebounds	PF	TP	A	T	Bk	Stl	Min
03	Fletcher Magee	7-17	3-9	0-0	0-3	3-1	17-0	0	2	0	0	0	0	37	
10	Nathan Hoover	2-7	1-4	4-5	0-1	1-1	9-0	0	0	0	0	0	0	29	
31	Donovan Theme-Love	0-2	0-1	0-0	0-0	0-0	0-1	4	4	0	2	0	0	19	
33	Cameron Jackson	3-7	0-1	3-6	3-6	9-4	9-0	2	2	0	1	1	0	27	
50	Matthew Pegram	3-7	2-2	4-4	2-5	7-4	4-2	2	0	0	0	0	0	29	
01	Derrick Brooks	1-3	0-1	0-0	0-1	1-4	2-0	4	0	0	0	0	0	19	
05	Storm Murphy	1-4	0-0	1-1	0-0	0-0	0-0	3	4	0	0	0	0	21	
12	Dishon Lowery	0-0	0-0	0-0	0-0	0-0	0-0	0	0	0	0	0	0	1	
21	Tray Hollowell	0-2	0-1	0-0	0-0	0-0	1-0	0	0	0	0	0	0	8	
24	Keve Aluma	0-0	0-0	0-0	0-0	0-0	1-1	0	0	0	0	0	0	10	
Team								3	6	6	1	0	0	0	
Totals		17-49	6-19	12-16	8	20	28	16	52	7	13	0	3	200	

FG % 1st Half: 10-28 35.7% 2nd half: 7-21 33.3% Game: 17-49 34.7%  
3FG % 1st Half: 3-9 33.3% 2nd half: 3-10 30.0% Game: 6-19 31.6%  
FT % 1st Half: 1-3 33.3% 2nd half: 11-13 84.6% Game: 12-16 75.0%

Officials: Karl Hess, Steven Anderson, Rusty Phillips  
Technical Fouls: South Carolina-None. Wofford-None.  
Attendance: 3400

Score by periods	1st	2nd	Total
South Carolina	31	40	71
Wofford	24	28	52


**GAME 2**



Official Basketball Box Score - Game Totals - Final Statistics  
**Western Michigan vs South Carolina**  
11/13/17 8 p.m. ET at Columbia, S.C. (Colonial Life Arena)

**Western Michigan 60 • 1-1**

#	Player	FG	FGA	3-P	3-PTA	FT	FT-A	Rebounds	PF	TP	A	T	Bk	Stl	Min
23	JONES, Reoole	3-11	1-6	0-0	0-1	1-2	7-4	1	2	7	4	1	2	22	
05	JOHNSON, Brandon	1-4	0-0	0-0	1-1	2-5	2-0	0	0	0	0	0	0	12	
50	DUGAN, Seth	3-5	0-0	0-0	1-4	5-1	6-1	3	0	0	0	0	0	27	
00	MOORE, Bryce	2-6	2-4	4-8	0-1	1-2	10-2	3	0	3	0	3	0	30	
10	WILDER, Thomas	8-16	1-3	6-10	0-3	3-3	23-4	0	0	6	3	0	0	33	
01	FLOWERS, Michael	0-2	0-1	0-0	0-0	0-0	0-0	0	0	0	0	0	0	5	
02	MCDERMED, Kyle	0-0	0-0	0-0	0-0	0-0	0-0	0	0	0	0	0	0	2	
03	DAVIS, Josh	4-6	1-2	2-2	4-4	8-5	11-0	1	3	0	0	0	0	20	
04	PRINTY, Jared	0-0	0-0	0-0	0-0	0-0	1-0	0	0	0	0	0	0	6	
12	RANDALL, Jarrin	0-3	0-3	1-3	0-0	0-0	1-0	0	0	0	0	0	0	4	
24	IKONGSHU, Adida	0-2	0-0	0-0	1-2	3-5	0-1	1	0	1	0	0	0	14	
30	WHITENS, Jason	0-1	0-1	0-0	0-0	0-0	0-0	0	0	0	0	0	0	2	
32	CLIFFORD, TJ	0-0	0-0	0-0	0-0										



# #5 FRANK BOOKER

GRADUATE STUDENT | GUARD | 6'3" | 208 | 3 LETTERS

AUGUSTA, GA. | WESTSIDE/OKLAHOMA/FAU

## SEASON NOTABLES

- > Graduate transfer who has played at Oklahoma and FAU
- > Scored 11 points in exhibition vs. Erskine (Oct. 30), and eight points in the Hoops 4 Hurricane exhibition vs. Virginia Tech (Nov. 5)
- > Scored 12 points, hitting three 3s, with a steal in opener at Wofford (Nov. 10)
- > Tallied season-high 14 points in win vs. Western Michigan (Nov. 13), went 3-for-6 from deep and matched a career-high with 30 minutes of action
- > Scored 10 points with four rebounds and four assists in loss vs. Illinois State (Nov. 16)

## BOOKER'S CAREER HIGHS

### Points

- Career* 22, vs. Middle Tenn. (Jan. 21, 2017)
- Season* 14, vs. Western Michigan (Nov. 13, 2017)

### Field Goals

- Career* 7, vs. Middle Tenn. (Jan. 21, 2017)
- Season* 5, vs. Western Michigan (Nov. 13, 2017)

### Field Goal Attempts

- Career* 14, vs. Middle Tenn. (Jan. 21, 2017)
- Season* 10, vs. Illinois State (Nov. 16, 2017)

### 3-Point Field Goals

- Career* 5, vs. Middle Tenn. (Jan. 21, 2017)
- Season* 3, 3x, last vs. Illinois State (Nov. 16, 2017)

### 3-Point Field Goal Attempts

- Career* 11, vs. Middle Tenn. (Jan. 21, 2017)
- Season* 10, vs. Illinois State (Nov. 16, 2017)

### Free Throws

- Career* 7, vs. Iowa State (March 2, 2015)
- Season* 1, 3x, last vs. Illinois State (Nov. 16, 2017)

### Free Throw Attempts

- Career* 8, vs. Iowa State (March 2, 2015)
- Season* 3, vs. Western Michigan (Nov. 13, 2017)

### Rebounds

- Career* 6, vs. Rice (Feb. 11, 2017)
- Season* 4, vs. Illinois State (Nov. 16, 2017)

### Assists

- Career* 4, vs. Illinois State (Nov. 16, 2017)
- Season* 4, vs. Illinois State (Nov. 16, 2017)

### Blocks

- Career* 2, vs. Idaho (Nov. 13, 2013)
- Season* 1, vs. Western Michigan (Nov. 13, 2017)

### Steals

- Career* 3, vs. UTSA (Feb. 25, 2017)
- Season* 1, at Wofford (Nov. 10, 2017)

### Minutes

- Career* 30, 2x, last vs. Western Michigan (Nov. 13, 2017)
- Season* 30, vs. Western Michigan (Nov. 13, 2017)

## SUPERLATIVES

	'17-18 Season	Career
Double-figure scoring	3	15

\* led or shared team lead

## 2017-18 GAME-BY-GAME STATS

Opponent	Date	GS	Min	FG-FGA	Pct	3FG-FGA	Pct	FT-FTA	Pct	Off	Def	Tot	Avg	PF	FO	A	TO	Blk	Stl	Pts	Avg
at Wofford	11/10	*	25	4-6	.667	3-5	.600	1-2	.500	0	0	0	0.0	1	0	0	0	0	1	12	12.0
Western Michigan	11/13	*	30	5-8	.625	3-6	.500	1-3	.333	0	2	2	1.0	2	0	0	1	1	0	14	13.0
vs. Illinois State	11/16	*	28	3-10	.300	3-10	.300	1-2	.500	0	4	4	2.0	2	0	4	2	0	0	10	12.0
vs. UTEP	11/17																				
vs. TBD	11/19																				
at FIU	11/27																				
vs. Temple	11/30																				
UMass	12/2																				
Wyoming	12/6																				
Coastal Carolina	12/9																				
at Clemson	12/19																				
Limestone	12/27																				
at Ole Miss	12/31																				
Missouri	1/3																				
Vanderbilt	1/6																				
at Alabama	1/9																				
at Georgia	1/13																				
Kentucky	1/16																				
Tennessee	1/20																				
at Florida	1/24																				
Texas Tech	1/27																				
Miss. State	1/31																				
at Texas A&M	2/3																				
at Arkansas	2/6																				
Florida	2/10																				
at Tennessee	2/13																				
Auburn	2/17																				
Georgia	2/21																				
at Miss. State	2/24																				
LSU	2/28																				
at Auburn	3/3																				
vs. SEC Tourn.	3/7-11																				
vs. NCAA Tourn.	3/15-4/2																				

## CAREER STATISTICS

Season	GP-GS	Min	Avg	FG	FGA	Pct	3FG	3FGA	Pct	FT	FIA	Pct	Off	Def	Tot	Avg	PF	FO	Ast	TO	Blk	Stl	Pts	Avg
2013-14%	32-0	451	14.1	49	134	.366	42	114	.368	24	36	.667	14	35	49	1.5	50	0	17	19	5	14	164	5.1
2014-15%	32-0	459	14.3	48	146	.329	36	119	.303	28	34	.824	10	34	44	1.4	45	0	18	23	5	16	160	5.0
2015-16^																								
2016-17^	30-10	502	16.7	58	153	.379	35	119	.294	19	23	.826	13	36	49	1.6	54	1	16	19	2	12	170	5.7
2017-18	3-3	83	27.7	12	24	.500	9	21	.429	3	7	.429	0	6	6	2.0	5	0	4	3	1	1	36	12.0
<b>Totals</b>	<b>97-13</b>	<b>1495</b>	<b>15.4</b>	<b>167</b>	<b>457</b>	<b>.365</b>	<b>122</b>	<b>373</b>	<b>.327</b>	<b>74</b>	<b>100</b>	<b>.740</b>	<b>37</b>	<b>1011</b>	<b>148</b>	<b>1.5</b>	<b>154</b>	<b>1</b>	<b>55</b>	<b>63</b>	<b>13</b>	<b>43</b>	<b>530</b>	<b>5.5</b>

% - at Oklahoma // ^ at FAU





# #15 WESLEY MYERS

GRADUATE STUDENT | GUARD | 6'1" | 193 | 3 LETTERS

BROOKLYN, N.Y. | BOYS & GIRLS HIGH SCHOOL/NIAGARA/MAINE

## SEASON NOTABLES

- > Graduate transfer who has played at Niagara and Maine
- > Posted eight points with a steal in exhibition vs. Erskine (Oct. 30), and provided 11 points with four steals in the Hoops 4 Hurricane Relief exhibition vs. Virginia Tech (Nov. 5)
- > Scored 10 points off the bench in opener at Wofford (Nov. 10), adding two assists and a steal

## MYERS' CAREER HIGHS

### Points

*Career* 33 vs. UMBC (Feb. 4, 2017)  
*Season* 10, at Wofford (Nov. 10, 2017)

### Field Goals

*Career* 12 vs. UML (Jan. 11, 2017)  
*Season* 3, at Wofford (Nov. 10, 2017)

### Field Goal Attempts

*Career* 22 vs. UML (Jan. 11, 2017)  
*Season* 6, at Wofford (Nov. 10, 2017)

### 3-Point Field Goals

*Career* 4 at Stony Brook (Feb. 12, 2017)  
*Season* 2, at Wofford (Nov. 10, 2017)

### 3-Point Field Goal Attempts

*Career* 8 at Stony Brook (Feb. 12, 2017)  
*Season* 4, 2x, last vs. Illinois State (Nov. 16, 2017)

### Free Throws

*Career* 10 at Dartmouth (Dec. 10, 2016)  
*Season* 2, at Wofford (Nov. 10, 2017)

### Free Throw Attempts

*Career* 12, twice, last vs. UMBC (Feb. 4, 2017)  
*Season* 2, at Wofford (Nov. 10, 2017)

### Rebounds

*Career* 10 at Stony Brook (Feb. 12, 2017)  
*Season* 3, at Wofford (Nov. 10, 2017)

### Assists

*Career* 5 vs. Stony Brook (Jan. 14, 2017)  
*Season* 2, at Wofford (Nov. 10, 2017)

### Blocks

*Career* 3 at Brown (Dec. 22, 2016)  
*Season* -

### Steals

*Career* 4 vs. UML (Jan. 11, 2017)  
*Season* 1, at Wofford (Nov. 10, 2017)

### Minutes

*Career* 38, 4x times, last vs. UMBC (Feb. 4, 2017)  
*Season* 17, at Wofford (Nov. 10, 2017)

## SUPERLATIVES

'17-18 Season Career  
 Double-figure scoring 1 23

\* led or shared team lead

## 2017-18 GAME-BY-GAME STATS

Opponent	Date	GS	Min	FG-FGA	Pct	3FG-FGA	Pct	FT-FTA	Pct	Off	Def	Tot	Avg	PF	FO	A	TO	Blk	Stl	Pts	Avg
at Wofford	11/10	17	3-6	.500	2-4	.500	2-2	1.000	0	3	3	3.0	0	0	2	2	0	1	10	10.0	
Western Michigan	11/13	12	2-5	.400	0-1	.000	0-0	.000	0	2	2	2.5	2	0	0	1	0	0	4	7.0	
vs. Illinois State	11/16	15	2-7	.286	1-4	.250	0-0	.000	0	1	1	2.0	1	0	0	1	0	0	5	6.33	
vs. UTEP	11/17																				
vs. TBD	11/19																				
at FIU	11/27																				
vs. Temple	11/30																				
UMass	12/2																				
Wyoming	12/6																				
Coastal Carolina	12/9																				
at Clemson	12/19																				
Limestone	12/27																				
at Ole Miss	12/31																				
Missouri	1/3																				
Vanderbilt	1/6																				
at Alabama	1/9																				
at Georgia	1/13																				
Kentucky	1/16																				
Tennessee	1/20																				
at Florida	1/24																				
Texas Tech	1/27																				
Miss. State	1/31																				
at Texas A&M	2/3																				
at Arkansas	2/6																				
Florida	2/10																				
at Tennessee	2/13																				
Auburn	2/17																				
Georgia	2/21																				
at Miss. State	2/24																				
LSU	2/28																				
at Auburn	3/3																				
vs. SEC Tourn.	3/7-11																				
vs. NCAA Tourn.	3/15-4/2																				

## CAREER STATISTICS

Season	GP-GS	Min	Avg	FG	FGA	Pct	3FG	3FGA	Pct	FT	FIA	Pct	Off	Def	Tot	Avg	PF	FO	Ast	TO	Blk	Stl	Pts	Avg
2013-14%	33-14	747	22.6	78	198	.394	20	63	.317	44	66	.667	19	73	92	2.8	61	1	39	47	6	21	220	6.7
2014-15%	30-16	882	29.4	94	220	.427	34	81	.420	61	86	.709	21	76	97	3.2	60	1	45	54	10	30	283	9.4
2015-16^																								
2016-17^	28-20	844	30.1	164	375	.437	34	99	.343	110	142	.775	35	91	126	4.5	57	1	44	62	16	30	472	16.9
2017-18	3-0	44	14.7	7	18	.389	3	9	.333	2	2	1.000	0	6	6	2.0	3	0	2	4	0	1	19	6.3
<b>Totals</b>	<b>94-50</b>	<b>2517</b>	<b>26.8</b>	<b>343</b>	<b>811</b>	<b>.422</b>	<b>91</b>	<b>252</b>	<b>.361</b>	<b>217</b>	<b>296</b>	<b>.733</b>	<b>75</b>	<b>246</b>	<b>321</b>	<b>3.4</b>	<b>181</b>	<b>3</b>	<b>130</b>	<b>167</b>	<b>32</b>	<b>82</b>	<b>994</b>	<b>10.6</b>

% - at Niagara // ^ at Maine



# #2 HASSANI GRAVETT

R-JUNIOR | GUARD | 6'2" | 187 | 1 LETTER

VILLA RICA, GA./ALEXANDER/PENSACOLA STATE COLLEGE

## SEASON NOTABLES

- > Junior guard who enters second season with the Gamecocks in 2017-18
- > Averaged 3.2 points, 1.6 rebounds and is the top returning assist maker from last season after dishing 1.4 per game
- > Posted 10 points with three assists in exhibition matchup vs. Erskine (Oct. 30), and followed with a team high 15 points, adding three assists and a steal in Hoops 4 Hurricane Relief exhibition vs. Virginia Tech (Nov. 5)
- > Dished three assists with five points in opener at Wofford (Nov. 10)
- > Set a new career-high with 15 points in just 19 minutes of action in win vs. Western Michigan (Nov. 10), went 3-for-3 from deep for a new single-game career-high in made 3s
- > Had 10 points and pulled down a career-high nine rebounds in loss vs. Illinois State (Nov. 16), also dished out five assists with just one turnover in team-high 33 minutes of action

## SUPERLATIVES

	'17-18 Season	Career
Double-figure scoring	2	5
5+ assists	1	3
Team high assists*	1	5
Team high steals*	-	1

\* led or shared team lead

## GRAVETT'S CAREER HIGHS

### Points

Career 15, vs. Western Michigan (Nov. 13)

Season 15, vs. Western Michigan (Nov. 13)

### Field Goals

Career 4, 3x, last vs. Western Michigan (Nov. 13)

Season 4, vs. Western Michigan (Nov. 13)

### Field Goal Attempts

Career 13, vs. Illinois State (Nov. 16, 2017)

Season 13, vs. Illinois State (Nov. 16, 2017)

### 3-Point Field Goals

Career 3, vs. Western Michigan (Nov. 13)

Season 3, vs. Western Michigan (Nov. 13)

### 3-Point Field Goal Attempts

Career 10, vs. Illinois State (Nov. 16, 2017)

Season 10, vs. Illinois State (Nov. 16, 2017)

### Free Throws

Career 4, 2x, last vs. Western Michigan (Nov. 13)

Season 4, vs. Western Michigan (Nov. 13)

### Free Throw Attempts

Career 6, vs. Tennessee (Feb. 25, 2017)

Season 4, 2x, last vs. Illinois State (Nov. 16, 2017)

### Rebounds

Career 9, vs. Illinois State (Nov. 16, 2017)

Season 9, vs. Illinois State (Nov. 16, 2017)

### Assists

Career 6, at Ole Miss (March 4, 2017)

Season 5, vs. Illinois State (Nov. 16, 2017)

### Blocks

Career 1, vs. Lander (Dec. 27, 2016)

Season -

### Steals

Career 2, vs. Syracuse (Nov. 26, 2016)

Season -

### Minutes

Career 37, at Ole Miss (March 4, 2017)

Season 33, vs. Illinois State (Nov. 16, 2017))

## 2017-18 GAME-BY-GAME STATS

Opponent	Date	GS	Min	FG-FGA	Pct	3FG-FGA	Pct	FT-FTA	Pct	Off	Def	Tot	Avg	PF	FO	A	TO	Blk	Stl	Pts	Avg
at Wofford	11/10	*	25	2-7	.285	1-2	.500	0-0	.000	0	2	2	2.0	0	0	3	0	0	0	5	5.0
Western Michigan	11/13	*	19	4-5	.800	3-3	1.000	4-4	1.000	0	4	4	3.0	2	0	2	2	0	0	15	10.0
vs. Illinois State	11/16	*	33	3-13	.231	2-10	.200	2-4	.500	0	9	9	5.0	2	0	5	1	0	0	10	10.0
vs. UTEP	11/17																				
vs. TBD	11/19																				
at FIU	11/27																				
vs. Temple	11/30																				
UMass	12/2																				
Wyoming	12/6																				
Coastal Carolina	12/9																				
at Clemson	12/19																				
Limestone	12/27																				
at Ole Miss	12/31																				
Missouri	1/3																				
Vanderbilt	1/6																				
at Alabama	1/9																				
at Georgia	1/13																				
Kentucky	1/16																				
Tennessee	1/20																				
at Florida	1/24																				
Texas Tech	1/27																				
Miss. State	1/31																				
at Texas A&M	2/3																				
at Arkansas	2/6																				
Florida	2/10																				
at Tennessee	2/13																				
Auburn	2/17																				
Georgia	2/21																				
at Miss. State	2/24																				
LSU	2/28																				
at Auburn	3/3																				
vs. SEC Tourn.	3/7-11																				
vs. NCAA Tourn.	3/15-4/2																				

## CAREER STATISTICS

Season	GP-GS	Min	Avg	FG	FGA	Pct	3FG	3FGA	Pct	FT	FTA	Pct	Off	Def	Tot	Avg	PF	FO	Ast	TO	Blk	Stl	Pts	Avg
2016-17	35-3	582	16.6	39	133	.293	15	69	.217	20	31	.645	16	41	57	1.6	48	1	49	37	1	14	113	3.2
2017-18	3-3	77	25.7	9	25	.360	6	15	.400	6	8	.750	0	15	15	5.0	4	0	10	3	0	0	30	10.0
<b>Totals</b>	<b>38-6</b>	<b>659</b>	<b>17.3</b>	<b>48</b>	<b>158</b>	<b>.304</b>	<b>21</b>	<b>84</b>	<b>.250</b>	<b>26</b>	<b>39</b>	<b>.667</b>	<b>16</b>	<b>56</b>	<b>72</b>	<b>1.9</b>	<b>52</b>	<b>1</b>	<b>59</b>	<b>40</b>	<b>1</b>	<b>14</b>	<b>143</b>	<b>3.8</b>

## (SEC ONLY)

Season	GP-GS	Min	Avg	FG	FGA	Pct	3FG	3FGA	Pct	FT	FTA	Pct	Off	Def	Tot	Avg	PF	FO	Ast	TO	Blk	Stl	Pts	Avg
2017	17-2	284	16.7	18	61	.295	8	33	.242	12	17	.706	9	15	24	1.4	23	0	23	17	0	7	56	3.3



# #1 KORY HOLDEN

R-JUNIOR | GUARD | 6'1" | 197 | 2 LETTERS

SALISBURY, MD./DELAWARE

## SEASON NOTABLES

- > Transfer guard from Delaware who posted 892 career points in two seasons with the Blue Hens
- > Dished two assists in exhibition vs. Erskine (Oct. 30), but didn't play in the Hoops 4 Hurricane Relief exhibition vs. Virginia Tech due to a sore knee
- > Saw first action as a Gamecock at Wofford (Nov. 10), scoring two points with two rebounds and two assists
- > Came off the bench to score six points in win vs. Western Michigan (Nov. 13)

## HOLDEN'S CAREER HIGHS

### Points

*Career* 35, vs. Boston College (Dec. 19, 2015)  
*Season* 6, vs. Western Michigan (Nov. 13, 2017)

### Field Goals

*Career* 12, vs. Boston College (Dec. 19, 2015)  
*Season* 3, vs. Western Michigan (Nov. 13, 2017)

### Field Goal Attempts

*Career* 26, vs. Boston College (Dec. 19, 2015)  
*Season* 6, vs. Western Michigan (Nov. 13, 2017)

### 3-Point Field Goals

*Career* 6, 3x, last vs. William & Mary (Jan. 28, 2016)  
*Season* -

### 3-Point Field Goal Attempts

*Career* 13, vs. Boston College (Dec. 19, 2015)  
*Season* 1, 2x, last vs. Western Michigan (Nov. 13, 2017)

### Free Throws

*Career* 15, twice, last at Towson (Jan. 30, 2016)  
*Season* -

### Free Throw Attempts

*Career* 16, at UNCW (Jan. 8, 2015)  
*Season* -

### Rebounds

*Career* 7, 4x, last vs. Col of Charl. (March 4, 2016)  
*Season* 3, vs. Western Michigan (Nov. 13, 2017)

### Assists

*Career* 9, vs. William & Mary (Jan. 22, 2015)  
*Season* 2, at Wofford (Nov. 17, 2017)

### Blocks

*Career* 1, 6x, last vs. Bradley (Dec. 1, 2015)  
*Season* -

### Steals

*Career* 3, at Robert Morris (Dec. 22, 2014)  
*Season* -

### Minutes

*Career* 45, at Towson (Jan. 30, 2016)  
*Season* 12, vs. Western Michigan (Nov. 13, 2017)

## SUPERLATIVES

	'17-18	Career
Double-figure scoring	-	43
3+ assists	-	48
5+ assists	-	29

\* led or shared team lead

## 2017-18 GAME-BY-GAME STATS

Opponent	Date	GS	Min	FG-FGA	Pct	3FG-FGA	Pct	FT-FTA	Pct	Off	Def	Tot	Avg	PF	FO	A	TO	Blk	Stl	Pts	Avg
at Wofford	11/10		8	1-2	.500	0-1	.000	0-0	.000	1	1	2	2.0	3	0	2	0	0	0	2	2.0
Western Michigan	11/13		12	3-6	.500	0-1	.000	0-0	.000	0	3	3	2.5	0	0	1	2	0	0	6	4.0
vs. Illinois State	11/16		7	0-2	.000	0-0	.000	0-0	.000	0	0	0	1.3	3	0	1	2	0	0	0	2.7
vs. UTPEP	11/17																				
vs. TBD	11/19																				
at FIU	11/27																				
vs. Temple	11/30																				
UMass	12/2																				
Wyoming	12/6																				
Coastal Carolina	12/9																				
at Clemson	12/19																				
Limestone	12/27																				
at Ole Miss	12/31																				
Missouri	1/3																				
Vanderbilt	1/6																				
at Alabama	1/9																				
at Georgia	1/13																				
Kentucky	1/16																				
Tennessee	1/20																				
at Florida	1/24																				
Texas Tech	1/27																				
Miss. State	1/31																				
at Texas A&M	2/3																				
at Arkansas	2/6																				
Florida	2/10																				
at Tennessee	2/13																				
Auburn	2/17																				
Georgia	2/21																				
at Miss. State	2/24																				
LSU	2/28																				
at Auburn	3/3																				
vs. SEC Tourn.	3/7-11																				
vs. NCAA Tourn.	3/15-4/2																				

## CAREER STATISTICS

Season	GP-GS	Min	Avg	FG	FGA	Pct	3FG	3FGA	Pct	FT	FIA	Pct	Off	Def	Tot	Avg	PF	FO	Ast	TO	Blk	Stl	Pts	Avg
2014-15%	29-28	990	34.1	117	296	.395	24	64	.375	102	135	.756	16	74	90	3.1	58	2	144	95	4	16	360	12.4
2015-16%	30-27	1088	36.3	181	459	.394	69	178	.388	101	127	.795	16	75	91	3.0	62	0	126	88	2	12	532	17.7
2017-18	3-0	27	9.0	4	10	.400	0	2	.000	0	0	.000	1	4	5	1.7	6	0	4	4	0	0	8	2.7
<b>Totals</b>	<b>62-55</b>	<b>2105</b>	<b>33.9</b>	<b>302</b>	<b>765</b>	<b>.394</b>	<b>93</b>	<b>244</b>	<b>.381</b>	<b>205</b>	<b>262</b>	<b>.782</b>	<b>33</b>	<b>153</b>	<b>186</b>	<b>3.0</b>	<b>126</b>	<b>2</b>	<b>274</b>	<b>187</b>	<b>6</b>	<b>28</b>	<b>900</b>	<b>14.5</b>

% - at Delaware





# #30 CHRIS SILVA

JUNIOR | FORWARD | 6'9" | 223 | 2 LETTERS

LIBREVILLE, GABON/ROSELLE (N.J.)

## SEASON NOTABLES

- > Gamecocks top returning scorer (10.2), rebounder (6.1) and shot blocker (1.4)
- > ESPN's Jay Bilas ranked him as one of his "30 best in-your-grill" defenders
- > Scored 15 points with nine rebounds in exhibition vs. Erskine (Oct. 30), and added four points and four rebounds, with two blocks in Hoops 4 Hurricane Relief exhibition vs. Virginia Tech (Nov. 5)
- > Scored nine points with a team high 10 rebounds in opener at Wofford (Nov. 10); also two assists, a new career high, and two blocks and two steals
- > Had sixth career double-double in win vs. Western Michigan (Nov. 13) with 10 points and 10 rebounds; made first career 3-pointer in the first half
- > Scored 10 points, all at the free throw line, in loss vs. Illinois State (Nov. 16), set career-highs for attempts (14) and makes at the charity stripe (10)

## SUPERLATIVES

	'17-18 Season	Career
Double-figure scoring	3	30
Double-Figure rebounding	2	9
Double-doubles	1	6
2+ blocks	2	28
Team high scoring*	-	2
Team high rebounding*	2	24
Team high blocks*	3	29

\* led or shared team lead

## SILVA'S CAREER HIGHS

### Points

Career 17, vs. Duke (March 19, 2017)  
 Season 10, vs. Western Michigan (Nov. 13, 2017)

### Field Goals

Career 6, 5x, last vs. Duke (March 19, 2017)  
 Season 3, vs. Western Michigan (Nov. 13, 2017)

### Field Goal Attempts

Career 12, vs. Gonzaga (April 1, 2017)  
 Season 5, 2x, last vs. Western Michigan (Nov. 13, 2017)

### 3-Point Field Goals

Career 1, vs. Western Michigan (Nov. 13, 2017)  
 Season 1, vs. Western Michigan (Nov. 13, 2017)

### 3-Point Field Goal Attempts

Career 1, 3x, last vs. Western Michigan (Nov. 13, 2017)  
 Season 1, 2x, last vs. Western Michigan (Nov. 13, 2017)

### Free Throws

Career 10, vs. Illinois State (Nov. 16, 2017)  
 Season 10, vs. Illinois State (Nov. 16, 2017)

### Free Throw Attempts

Career 14, vs. Illinois State (Nov. 16, 2017)  
 Season 14, vs. Illinois State (Nov. 16, 2017)

### Rebounds

Career 13, vs. Gonzaga (April 1, 2017)  
 Season 10, twice, last vs. Western Michigan (Nov. 13, 2017)

### Assists

Career 2, at Wofford (Nov. 10, 2017)  
 Season 2, at Wofford (Nov. 10, 2017)

### Blocks

Career 5, vs. FIU (Dec. 4, 2016)  
 Season 3, vs. Illinois State (Nov. 16, 2017)

### Steals

Career 3, twice, last vs. FIU (Dec. 4, 2016)  
 Season 2, at Wofford (Nov. 17, 2017)

### Minutes Played

Career 31, twice, last vs. Gonzaga (April 1, 2017)  
 Season 21, vs. Western Michigan (Nov. 13, 2017)

## 2017-18 GAME-BY-GAME STATS

Opponent	Date	GS	Min	FG-FGA	Pct	3FG-FGA	Pct	FT-FTA	Pct	Off	Def	Tot	Avg	PF	FO	A	TO	Blk	Stl	Pts	Avg
at Wofford	11/10	*	20	2-5	.400	0-1	.000	5-6	.833	3	7	10	10.0	3	0	2	5	2	2	9	9.0
Western Michigan	11/13	*	21	3-5	.600	1-1	1.000	3-4	.750	2	8	10	10.0	3	0	1	1	1	1	10	9.5
vs. Illinois State	11/16	*	17	0-1	.000	0-0	.000	10-14	.714	2	4	6	8.7	5	1	1	2	3	0	10	9.7
vs. UTEP	11/17																				
vs. TBD	11/19																				
at FIU	11/27																				
vs. Temple	11/30																				
UMass	12/2																				
Wyoming	12/6																				
Coastal Carolina	12/9																				
at Clemson	12/19																				
Limestone	12/27																				
at Ole Miss	12/31																				
Missouri	1/3																				
Vanderbilt	1/6																				
at Alabama	1/9																				
at Georgia	1/13																				
Kentucky	1/16																				
Tennessee	1/20																				
at Florida	1/24																				
Texas Tech	1/27																				
Miss. State	1/31																				
at Texas A&M	2/3																				
at Arkansas	2/6																				
Florida	2/10																				
at Tennessee	2/13																				
Auburn	2/17																				
Georgia	2/21																				
at Miss. State	2/24																				
LSU	2/28																				
at Auburn	3/3																				
vs. SEC Tourn.	3/7-11																				
vs. NCAA Tourn.	3/15-4/2																				

## CAREER STATISTICS

Season	GP-GS	Min	Avg	FG	FGA	Pct	3FG	3FGA	Pct	FT	FIA	Pct	Off	Def	Tot	Avg	PF	FO	Ast	TO	Blk	Stl	Pts	Avg
2015-16	32-6	425	13.3	53	110	.482	0	0	.000	67	110	.609	56	87	143	4.5	100	3	6	34	28	14	173	5.4
2016-17	37-37	776	21.0	122	233	.524	0	1	.000	134	179	.749	84	141	225	6.1	141	10	13	69	51	22	378	10.2
2017-18	3-3	58	19.3	5	11	.455	1	2	.500	18	24	.750	7	19	26	8.7	11	1	4	8	6	3	29	9.7
<b>Totals</b>	<b>72-46</b>	<b>1259</b>	<b>17.5</b>	<b>180</b>	<b>354</b>	<b>.508</b>	<b>1</b>	<b>3</b>	<b>.333</b>	<b>219</b>	<b>313</b>	<b>.700</b>	<b>147</b>	<b>247</b>	<b>394</b>	<b>5.5</b>	<b>252</b>	<b>14</b>	<b>23</b>	<b>111</b>	<b>85</b>	<b>39</b>	<b>580</b>	<b>8.1</b>

## (SEC ONLY)

Season	GP-GS	Min	Avg	FG	FGA	Pct	3FG	3FGA	Pct	FT	FIA	Pct	Off	Def	Tot	Avg	PF	FO	Ast	TO	Blk	Stl	Pts	Avg
2016	18-6	221	12.3	30	54	.556	0	0	.000	27	47	.574	27	46	73	4.1	57	2	3	15	10	6	87	4.8
2017	18-18	370	20.6	64	117	.547	0	0	.000	62	82	.756	35	55	90	5.0	69	6	5	38	15	13	190	10.6
<b>Totals</b>	<b>36-24</b>	<b>591</b>	<b>16.4</b>	<b>94</b>	<b>171</b>	<b>.550</b>	<b>0</b>	<b>0</b>	<b>.000</b>	<b>89</b>	<b>129</b>	<b>.690</b>	<b>62</b>	<b>101</b>	<b>163</b>	<b>4.5</b>	<b>126</b>	<b>8</b>	<b>8</b>	<b>53</b>	<b>25</b>	<b>19</b>	<b>277</b>	<b>7.7</b>



# #13 TOMMY CORCHIANI

SOPHOMORE | GUARD | 6'3" | 180 | 1 LETTER

RALEIGH, N.C./RAVENS CROFT

## SEASON NOTABLES

- > Saw action in five contests during rookie season
- > Saw action in opener at Wofford (Nov. 10)

## CORCHIANI'S CAREER HIGHS

### Points

Career -

Season -

### Field Goals

Career -

Season -

### Field Goal Attempts

Career -

Season -

### 3-Point Field Goals

Career -

Season -

### 3-Point Field Goal Attempts

Career -

Season -

### Free Throws

Career -

Season -

### Free Throw Attempts

Career -

Season -

### Rebounds

Career 1, vs. SC State (Nov. 18, 2016)

Season -

### Assists

Career -

Season -

### Blocks

Career -

Season -

### Steals

Career -

Season -

### Minutes

Career 4, vs. Auburn (Jan. 24, 2017)

Season 1, at Wofford (Nov. 10, 2017)

## 2017-18 GAME-BY-GAME STATS

Opponent	Date	GS	Min	FG-FGA	Pct	3FG-FGA	Pct	FT-FTA	Pct	Off	Def	Tot	Avg	PF	FO	A	TO	Blk	Stl	Pts	Avg
at Wofford	11/10		1	0-0	.000	0-0	.000	0-0	.000	0	0	0	0.0	0	0	0	0	0	0	0	0.0
Western Michigan	11/13	-	-	-	-	-	-	-	-	DNP Coaches Decision		-	0.0	-	-	-	-	-	-	-	0.0
vs. Illinois State	11/16	-	-	-	-	-	-	-	-	DNP Coaches Decision		-	0.0	-	-	-	-	-	-	-	0.0
vs. UTEP	11/17																				
vs. TBD	11/19																				
at FIU	11/27																				
vs. Temple	11/30																				
UMass	12/2																				
Wyoming	12/6																				
Coastal Carolina	12/9																				
at Clemson	12/19																				
Limestone	12/27																				
at Ole Miss	12/31																				
Missouri	1/3																				
Vanderbilt	1/6																				
at Alabama	1/9																				
at Georgia	1/13																				
Kentucky	1/16																				
Tennessee	1/20																				
at Florida	1/24																				
Texas Tech	1/27																				
Miss. State	1/31																				
at Texas A&M	2/3																				
at Arkansas	2/6																				
Florida	2/10																				
at Tennessee	2/13																				
Auburn	2/17																				
Georgia	2/21																				
at Miss. State	2/24																				
LSU	2/28																				
at Auburn	3/3																				
vs. SEC Tourn.	3/7-11																				
vs. NCAA Tourn.	3/15-4/2																				

## CAREER STATISTICS

Season	GP-GS	Min	Avg	FG	FGA	Pct	3FG	3FGA	Pct	FT	FTA	Pct	Off	Def	Tot	Avg	PF	FO	Ast	TO	Blk	Stl	Pts	Avg
2016-17	5-0	11	2.2	0	0	.000	0	0	.000	0	0	.000	0	1	1	0.2	4	0	0	1	0	0	0	0.0
2017-18	1-0	1	1.0	0	0	.000	0	0	.000	0	0	.000	0	0	0	0.0	0	0	0	0	0	0	0	0.0
<b>Totals</b>	<b>6-0</b>	<b>12</b>	<b>2.0</b>	<b>0</b>	<b>0</b>	<b>.000</b>	<b>0</b>	<b>0</b>	<b>.000</b>	<b>0</b>	<b>0</b>	<b>.000</b>	<b>0</b>	<b>1</b>	<b>1</b>	<b>0.2</b>	<b>4</b>	<b>0</b>	<b>0</b>	<b>1</b>	<b>0</b>	<b>0</b>	<b>0</b>	<b>0.0</b>

## (SEC ONLY)

Season	GP-GS	Min	Avg	FG	FGA	Pct	3FG	3FGA	Pct	FT	FTA	Pct	Off	Def	Tot	Avg	PF	FO	Ast	TO	Blk	Stl	Pts	Avg
2017	2-0	6	3.0	0	0	.000	0	0	.000	0	0	.000	0	0	0	0.0	1	0	0	0	0	0	0	0.0



# #12 KHADIM GUEYE

SOPHOMORE | FORWARD | 7'0" | 248 | 1 LETTER

DAKAR, SENEGAL/VICTORY ROCK PREP

## SEASON NOTABLES

- > Saw action in 28 games last season
- > Scored three points with a block in exhibition vs. Erskine (Oct. 30), and posted two points with two rebounds in Hoops 4 Hurricane Relief exhibition vs. Virginia Tech (Nov. 5)
- > Saw 10 minutes of action in opener at Wofford (Nov. 10), pulling down four rebounds

## GUEYE'S CAREER HIGHS

### Points

Career 6, vs. SC State (Nov. 18, 2016)

Season -

### Field Goals

Career 2, vs. Lander (Dec. 27, 2016)

Season -

### Field Goal Attempts

Career 3, twice, last vs. Lander (Dec. 27, 2016)

Season -

### 3-Point Field Goals

Career -

Season -

### 3-Point Field Goal Attempts

Career -

Season -

### Free Throws

Career 4, vs. SC State (Nov. 18, 2016)

Season -

### Free Throw Attempts

Career 4, vs. SC State (Nov. 18, 2016)

Season -

### Rebounds

Career 5, vs. SC State (Nov. 18, 2016)

Season 4, at Wofford (Nov. 10, 2017)

### Assists

Career 1, twice, last vs. Georgia (Feb. 4, 2017)

Season -

### Blocks

Career 2, twice, last vs. Lander (Dec. 27, 2016)

Season -

### Steals

Career 1, twice, last vs. Ole Miss (Jan. 14, 2017)

Season -

### Minutes

Career 18, vs. Lander (Dec. 27, 2016)

Season 10, at Wofford (Nov. 10, 2017)

## SUPERLATIVES

'17-18 Season Career  
Team high blocks\* - 2

\* led or shared team lead

## 2017-18 GAME-BY-GAME STATS

Opponent	Date	GS	Min	FG-FGA	Pct	3FG-FGA	Pct	FT-FTA	Pct	Off	Def	Tot	Avg	PF	FO	A	TO	Blk	Stl	Pts	Avg
at Wofford	11/10		10	0-0	.000	0-0	.000	0-0	.000	2	2	4	4.0	2	0	0	2	0	0	0	0.0
Western Michigan	11/13		4	0-0	.000	0-0	.000	0-0	.000	0	0	0	2.0	0	0	0	0	0	0	0	0.0
vs. Illinois State	11/16		5	0-0	.000	0-0	.000	0-0	.000	0	0	0	1.3	1	0	0	0	0	0	0	0.0
vs. UTEP	11/17																				
vs. TBD	11/19																				
at FIU	11/27																				
vs. Temple	11/30																				
UMass	12/2																				
Wyoming	12/6																				
Coastal Carolina	12/9																				
at Clemson	12/19																				
Limestone	12/27																				
at Ole Miss	12/31																				
Missouri	1/3																				
Vanderbilt	1/6																				
at Alabama	1/9																				
at Georgia	1/13																				
Kentucky	1/16																				
Tennessee	1/20																				
at Florida	1/24																				
Texas Tech	1/27																				
Miss. State	1/31																				
at Texas A&M	2/3																				
at Arkansas	2/6																				
Florida	2/10																				
at Tennessee	2/13																				
Auburn	2/17																				
Georgia	2/21																				
at Miss. State	2/24																				
LSU	2/28																				
at Auburn	3/3																				
vs. SEC Tourn.	3/7-11																				
vs. NCAA Tourn.	3/15-4/2																				

## CAREER STATISTICS

Season	GP-GS	Min	Avg	FG	FGA	Pct	3FG	3FGA	Pct	FT	FIA	Pct	Off	Def	Tot	Avg	PF	FO	Ast	TO	Blk	Stl	Pts	Avg
2016-17	28-0	198	7.1	3	12	.250	0	0	.000	5	8	.625	8	18	26	0.9	41	0	2	10	7	2	11	0.4
2017-18	3-0	19	6.3	0	0	.000	0	0	.000	0	0	.000	2	2	4	1.3	3	0	0	2	0	0	0	0.0
<b>Totals</b>	<b>31-0</b>	<b>217</b>	<b>7.0</b>	<b>3</b>	<b>12</b>	<b>.250</b>	<b>0</b>	<b>0</b>	<b>.000</b>	<b>5</b>	<b>8</b>	<b>.625</b>	<b>10</b>	<b>20</b>	<b>30</b>	<b>1.0</b>	<b>44</b>	<b>0</b>	<b>2</b>	<b>12</b>	<b>7</b>	<b>2</b>	<b>11</b>	<b>0.4</b>

## (SEC ONLY)

Season	GP-GS	Min	Avg	FG	FGA	Pct	3FG	3FGA	Pct	FT	FIA	Pct	Off	Def	Tot	Avg	PF	FO	Ast	TO	Blk	Stl	Pts	Avg
2017	14-0	77	5.5	0	2	.000	0	0	.000	0	0	.000	2	7	9	0.6	16	0	1	5	1	1	0	0.0



# #23 EVAN HINSON

SOPHOMORE | GUARD | 6'4" | 240 | 1 LETTER

DELTONA, FLA./DELTONA

## SEASON NOTABLES

> Also a member of the Gamecock football team, and will join the basketball squad following the end of the football season

> Saw action in eight contests last season, scoring a season best four points in SEC Tournament action vs. Alabama

## HINSON'S CAREER HIGHS

### Points

Career 4, vs. Alabama (March 10, 2017)

Season -

### Field Goals

Career 2, vs. Alabama (March 10, 2017)

Season -

### Field Goal Attempts

Career 4, vs. Alabama (March 10, 2017)

Season -

### 3-Point Field Goals

Career 1, vs. Tennessee (Feb. 25, 2017)

Season -

### 3-Point Field Goal Attempts

Career 2, vs. Alabama (March 10, 2017)

Season -

### Free Throws

Career 2, at LSU (Feb. 1, 2017)

Season -

### Free Throw Attempts

Career 2, at LSU (Feb. 1, 2017)

Season -

### Rebounds

Career 2, twice, last vs. Alabama (March 10, 2017)

Season -

### Assists

Career 1, vs. Auburn (Jan. 24, 2017)

Season -

### Blocks

Career -

Season -

### Steals

Career 1, twice, last at LSU (Feb. 1, 2017)

Season -

### Minutes

Career 5, vs. Auburn (Jan. 24, 2017)

Season -

## 2017-18 GAME-BY-GAME STATS

Opponent	Date	GS	Min	FG-FGA	Pct	3FG-FGA	Pct	FT-FTA	Pct	Off	Def	Tot	Avg	PF	FO	A	TO	Blk	Stl	Pts	Avg	
at Wofford	11/10	-	-	-	-	-	-	-	-	-	-	-	-	-	-	-	-	-	-	-	-	-
Western Michigan	11/13	-	-	-	-	-	-	-	-	-	-	-	-	-	-	-	-	-	-	-	-	-
vs. Illinois State	11/16	-	-	-	-	-	-	-	-	-	-	-	-	-	-	-	-	-	-	-	-	-
vs. UTEP	11/17	-	-	-	-	-	-	-	-	-	-	-	-	-	-	-	-	-	-	-	-	-
vs. TBD	11/19	-	-	-	-	-	-	-	-	-	-	-	-	-	-	-	-	-	-	-	-	-
at FIU	11/27	-	-	-	-	-	-	-	-	-	-	-	-	-	-	-	-	-	-	-	-	-
vs. Temple	11/30	-	-	-	-	-	-	-	-	-	-	-	-	-	-	-	-	-	-	-	-	-
UMass	12/2	-	-	-	-	-	-	-	-	-	-	-	-	-	-	-	-	-	-	-	-	-
Wyoming	12/6	-	-	-	-	-	-	-	-	-	-	-	-	-	-	-	-	-	-	-	-	-
Coastal Carolina	12/9	-	-	-	-	-	-	-	-	-	-	-	-	-	-	-	-	-	-	-	-	-
at Clemson	12/19	-	-	-	-	-	-	-	-	-	-	-	-	-	-	-	-	-	-	-	-	-
Limestone	12/27	-	-	-	-	-	-	-	-	-	-	-	-	-	-	-	-	-	-	-	-	-
at Ole Miss	12/31	-	-	-	-	-	-	-	-	-	-	-	-	-	-	-	-	-	-	-	-	-
Missouri	1/3	-	-	-	-	-	-	-	-	-	-	-	-	-	-	-	-	-	-	-	-	-
Vanderbilt	1/6	-	-	-	-	-	-	-	-	-	-	-	-	-	-	-	-	-	-	-	-	-
at Alabama	1/9	-	-	-	-	-	-	-	-	-	-	-	-	-	-	-	-	-	-	-	-	-
at Georgia	1/13	-	-	-	-	-	-	-	-	-	-	-	-	-	-	-	-	-	-	-	-	-
Kentucky	1/16	-	-	-	-	-	-	-	-	-	-	-	-	-	-	-	-	-	-	-	-	-
Tennessee	1/20	-	-	-	-	-	-	-	-	-	-	-	-	-	-	-	-	-	-	-	-	-
at Florida	1/24	-	-	-	-	-	-	-	-	-	-	-	-	-	-	-	-	-	-	-	-	-
Texas Tech	1/27	-	-	-	-	-	-	-	-	-	-	-	-	-	-	-	-	-	-	-	-	-
Miss. State	1/31	-	-	-	-	-	-	-	-	-	-	-	-	-	-	-	-	-	-	-	-	-
at Texas A&M	2/3	-	-	-	-	-	-	-	-	-	-	-	-	-	-	-	-	-	-	-	-	-
at Arkansas	2/6	-	-	-	-	-	-	-	-	-	-	-	-	-	-	-	-	-	-	-	-	-
Florida	2/10	-	-	-	-	-	-	-	-	-	-	-	-	-	-	-	-	-	-	-	-	-
at Tennessee	2/13	-	-	-	-	-	-	-	-	-	-	-	-	-	-	-	-	-	-	-	-	-
Auburn	2/17	-	-	-	-	-	-	-	-	-	-	-	-	-	-	-	-	-	-	-	-	-
Georgia	2/21	-	-	-	-	-	-	-	-	-	-	-	-	-	-	-	-	-	-	-	-	-
at Miss. State	2/24	-	-	-	-	-	-	-	-	-	-	-	-	-	-	-	-	-	-	-	-	-
LSU	2/28	-	-	-	-	-	-	-	-	-	-	-	-	-	-	-	-	-	-	-	-	-
at Auburn	3/3	-	-	-	-	-	-	-	-	-	-	-	-	-	-	-	-	-	-	-	-	-
vs. SEC Tourn.	3/7-11	-	-	-	-	-	-	-	-	-	-	-	-	-	-	-	-	-	-	-	-	-
vs. NCAA Tourn.	3/15-4/2	-	-	-	-	-	-	-	-	-	-	-	-	-	-	-	-	-	-	-	-	-

## CAREER STATISTICS

Season	GP-GS	Min	Avg	FG	FGA	Pct	3FG	3FGA	Pct	FT	FIA	Pct	Off	Def	Tot	Avg	PF	FO	Ast	TO	Blk	Stl	Pts	Avg
2016-17	8-0	21	2.6	3	8	.375	1	5	.200	2	2	1.000	2	3	5	0.6	3	0	1	0	0	2	9	1.1
2017-18																								

Totals

## (SEC ONLY)

Season	GP-GS	Min	Avg	FG	FGA	Pct	3FG	3FGA	Pct	FT	FIA	Pct	Off	Def	Tot	Avg	PF	FO	Ast	TO	Blk	Stl	Pts	Avg
2017	5-0	13	2.6	1	4	.250	1	3	.333	2	2	1.000	0	3	3	0.6	3	0	1	0	0	2	5	1.0





# #21 MAIK KOTSAR

SOPHOMORE | FORWARD | 6'10" | 260 | 1 LETTER

TALLIN, ESTONIA/SUNRISE CHRISTIAN ACADEMY

## SEASON NOTABLES

- > Saw action in all 37 games during rookie season with 33 starts
- > Averaged 5.8 points, 4.8 rebounds and 0.7 assists per game as a rookie
- > Scored nine points with two assists and three steals in exhibition action vs. Erskine (Oct. 30), and posted four points with three rebounds in Hoops 4 Hurricane Relief exhibition vs. Virginia Tech (Nov. 5)
- > Led the Gamecocks with 13 points, including 10 in the second half, in opener at Wofford (Nov. 10); also dished a team high four assists vs. the Terriers
- > Scored 10 points and pulled down six rebounds in win vs. Western Michigan (Nov. 13); also has two steals, one block and an assist

## SUPERLATIVES

	'17-18 Season	Career
Double-figure scoring	2	11
Double-doubles	-	1
3+ steals	-	2
Team high scoring*	1	2
Team high rebounding*	-	9
Team high blocks*	1	7

\* led or shared team lead

## KOTSAR'S CAREER HIGHS

### Points

*Career* 16, vs. Syracuse (Nov. 26, 2016)

*Season* 13, at Wofford (Nov. 10, 2017)

### Field Goals

*Career* 7, 3x, last vs. Vermont (Dec. 1, 2016)

*Season* 5, at Wofford (Nov. 10, 2017)

### Field Goal Attempts

*Career* 13, vs. Clemson (Dec. 16, 2016)

*Season* 10, 2x, last vs. Western Michigan (Nov. 13, 2017)

### 3-Point Field Goals

*Career* -

*Season* -

### 3-Point Field Goal Attempts

*Career* 2, vs. Western Michigan (Nov. 13, 2017)

*Season* 2, vs. Western Michigan (Nov. 13, 2017)

### Free Throws

*Career* 4, vs. Auburn (Jan. 24, 2017)

*Season* 3, at Wofford (Nov. 10, 2017)

### Free Throw Attempts

*Career* 7, vs. Auburn (Jan. 24, 2017)

*Season* 6, vs. Western Michigan (Nov. 13, 2017)

### Rebounds

*Career* 11, vs. Lander (Dec. 27, 2016)

*Season* 6, 2x, last vs. Illinois State (Nov. 10, 2017)

### Assists

*Career* 4, at Wofford (Nov. 10, 2017)

*Season* 4, at Wofford (Nov. 10, 2017)

### Blocks

*Career* 2, 5x, last vs. Tennessee (Feb. 25, 2017)

*Season* 1, vs. Western Michigan (Nov. 13, 2017)

### Steals

*Career* 4, vs. FIU (Dec. 4, 2016)

*Season* 2, 2x, last vs. Illinois State (Nov. 10, 2017)

### Minutes

*Career* 36, vs. Florida (March 26, 2017)

*Season* 29, vs. Western Michigan (Nov. 13, 2017)

## 2017-18 GAME-BY-GAME STATS

Opponent	Date	GS	Min	FG-FGA	Pct	3FG-FGA	Pct	FT-FTA	Pct	Off	Def	Tot	Avg	PF	FO	A	TO	Blk	Stl	Pts	Avg
at Wofford	11/10	*	25	5-10	.500	0-1	.000	3-4	.750	2	1	3	3.0	3	0	4	1	0	1	13	13.0
Western Michigan	11/13	*	29	4-10	.400	0-2	.000	2-6	.333	3	3	6	4.5	2	0	1	2	1	2	10	11.5
vs. Illinois State	11/16	*	22	3-6	.500	0-0	.000	1-2	.500	2	4	6	5.0	5	1	1	4	0	2	7	10.0
vs. UTEP	11/17																				
vs. TBD	11/19																				
at FIU	11/27																				
vs. Temple	11/30																				
UMass	12/2																				
Wyoming	12/6																				
Coastal Carolina	12/9																				
at Clemson	12/19																				
Limestone	12/27																				
at Ole Miss	12/31																				
Missouri	1/3																				
Vanderbilt	1/6																				
at Alabama	1/9																				
at Georgia	1/13																				
Kentucky	1/16																				
Tennessee	1/20																				
at Florida	1/24																				
Texas Tech	1/27																				
Miss. State	1/31																				
at Texas A&M	2/3																				
at Arkansas	2/6																				
Florida	2/10																				
at Tennessee	2/13																				
Auburn	2/17																				
Georgia	2/21																				
at Miss. State	2/24																				
LSU	2/28																				
at Auburn	3/3																				
vs. SEC Tourn.	3/7-11																				
vs. NCAA Tourn.	3/15-4/2																				

## CAREER STATISTICS

Season	GP-GS	Min	Avg	FG	FGA	Pct	3FG	3FGA	Pct	FT	FIA	Pct	Off	Def	Tot	Avg	PF	FO	Ast	TO	Blk	Stl	Pts	Avg
2016-17	37-33	895	24.2	97	198	.490	0	0	.000	21	53	.396	72	104	176	4.8	117	5	26	44	14	27	215	5.8
2017-18	3-3	76	25.3	12	26	.462	0	3	.000	6	12	.500	7	8	15	5.0	10	1	6	7	1	5	30	10.0
<b>Totals</b>	<b>40-36</b>	<b>971</b>	<b>24.3</b>	<b>109</b>	<b>224</b>	<b>.487</b>	<b>0</b>	<b>3</b>	<b>.000</b>	<b>27</b>	<b>65</b>	<b>.415</b>	<b>79</b>	<b>112</b>	<b>191</b>	<b>4.8</b>	<b>127</b>	<b>6</b>	<b>32</b>	<b>51</b>	<b>15</b>	<b>32</b>	<b>245</b>	<b>6.1</b>

## (SEC ONLY)

Season	GP-GS	Min	Avg	FG	FGA	Pct	3FG	3FGA	Pct	FT	FIA	Pct	Off	Def	Tot	Avg	PF	FO	Ast	TO	Blk	Stl	Pts	Avg
2017	18-15	417	23.2	32	79	.405	0	0	.000	11	29	.379	32	51	83	4.6	63	3	10	26	9	8	75	4.2



# #25 CHRISTIAN SCHMITT

SOPHOMORE | GUARD | 6'0" | 180 | 1 LETTER

MARS, PA. | MARS AREA HIGH SCHOOL

## SEASON NOTABLES

- > Saw action in five games during rookie season
- > Logged one minute of playing time in team's home opener victory over Western Michigan (Nov. 13)

## SCHMITT'S CAREER HIGHS

### Points

Career -

Season -

### Field Goals

Career -

Season -

### Field Goal Attempts

Career 1, vs. SC State (Nov. 18, 2016)

Season -

### 3-Point Field Goals

Career -

Season -

### 3-Point Field Goal Attempts

Career 1, vs. SC State (Nov. 18, 2016)

Season -

### Free Throws

Career -

Season -

### Free Throw Attempts

Career -

Season -

### Rebounds

Career -

Season -

### Assists

Career -

Season -

### Blocks

Career -

Season -

### Steals

Career -

Season -

### Minutes

Career 3, vs. SC State (Nov. 18, 2016)

Season 1, vs. Western Michigan (Nov. 13, 2017)

## 2017-18 GAME-BY-GAME STATS

Opponent	Date	GS	Min	FG-FGA	Pct	3FG-FGA	Pct	FT-FTA	Pct	Off	Def	Tot	Avg	PF	FO	A	TO	Blk	Stl	Pts	Avg
at Wofford	11/10	-	-	-	-	-	-	-DNP - Coaches Decision	-	-	-	-	-	-	-	-	-	-	-	-	-
Western Michigan	11/13	-	1	0-0	.000	0-0	.000	0-0	.000	0	0	0	0.0	0	0	0	0	0	0	0	0.0
vs. Illinois State	11/16	-	-	-	-	-	-	-DNP Coaches Decision-	-	-	-	-	0.0	-	-	-	-	-	-	-	0.0
vs. UTEP	11/17																				
vs. TBD	11/19																				
at FIU	11/27																				
vs. Temple	11/30																				
UMass	12/2																				
Wyoming	12/6																				
Coastal Carolina	12/9																				
at Clemson	12/19																				
Limestone	12/27																				
at Ole Miss	12/31																				
Missouri	1/3																				
Vanderbilt	1/6																				
at Alabama	1/9																				
at Georgia	1/13																				
Kentucky	1/16																				
Tennessee	1/20																				
at Florida	1/24																				
Texas Tech	1/27																				
Miss. State	1/31																				
at Texas A&M	2/3																				
at Arkansas	2/6																				
Florida	2/10																				
at Tennessee	2/13																				
Auburn	2/17																				
Georgia	2/21																				
at Miss. State	2/24																				
LSU	2/28																				
at Auburn	3/3																				
vs. SEC Tourn.	3/7-11																				
vs. NCAA Tourn.	3/15-4/2																				

## CAREER STATISTICS

Season	GP-GS	Min	Avg	FG	FGA	Pct	3FG	3FGA	Pct	FT	FIA	Pct	Off	Def	Tot	Avg	PF	FO	Ast	TO	Blk	Stl	Pts	Avg
2016-17	5-0	7	1.4	0	1	.000	0	1	.000	0	0	.000	0	0	0	0.0	1	0	0	2	0	0	0	0.0
2017-18	1-0	1	1.0	0	0	.000	0	0	.000	0	0	.000	0	0	0	0.0	0	0	0	0	0	0	0	0.0
<b>Totals</b>	<b>6-0</b>	<b>8</b>	<b>1.3</b>	<b>0</b>	<b>1</b>	<b>.000</b>	<b>0</b>	<b>1</b>	<b>.000</b>	<b>0</b>	<b>0</b>	<b>.000</b>	<b>0</b>	<b>0</b>	<b>0</b>	<b>0.0</b>	<b>1</b>	<b>0</b>	<b>0</b>	<b>2</b>	<b>0</b>	<b>0</b>	<b>0</b>	<b>0.0</b>

## (SEC ONLY)

Season	GP-GS	Min	Avg	FG	FGA	Pct	3FG	3FGA	Pct	FT	FIA	Pct	Off	Def	Tot	Avg	PF	FO	Ast	TO	Blk	Stl	Pts	Avg
2017	1-0	1	1.0	0	0	.000	0	0	.000	0	0	.000	0	0	0	0.0	0	0	0	0	0	0	0	0.0



# #0 DAVID BEATTY

FRESHMAN | GUARD | 6'2" | 205 | HS

PHILADELPHIA, PA. | IMHOTEP INSTITUTE CHARTER H.S.

## SEASON NOTABLES

- > Scored eight points with three rebounds in exhibition vs. Erskine (Oct. 30)
- > Tallied six points, hitting a pair of 3s, with two assists in Gamecock debut at Wofford (Nov. 10)
- > Scored seven points, adding two assists and a steal in home opener win over Western Michigan (Nov. 13)
- > Played 15 minutes off the bench with seven points and two rebounds in loss vs. Illinois State (Nov. 16)

## BEATTY'S SEASON HIGHS

### Points

7, 2x, last vs. Illinois State (Nov. 16, 2017)

### Field Goals

2, 3x, last vs. Illinois State (Nov. 16, 2017)

### Field Goal Attempts

7, vs. Western Michigan (Nov. 13, 2017)

### 3-Point Field Goals

2, at Wofford (Nov. 10, 2017)

### 3-Point Field Goal Attempts

4, at Wofford (Nov. 10, 2017)

### Free Throws

2, 2x, last vs. Illinois State (Nov. 16, 2017)

### Free Throw Attempts

2, 2x, last vs. Illinois State (Nov. 16, 2017)

### Rebounds

2, vs. Illinois State (Nov. 16, 2017)

### Assists

2, 2x, last vs. Western Michigan (Nov. 13, 2017)

### Blocks

-

### Steals

1, vs. Western Michigan (Nov. 13, 2017)

### Minutes

21, vs. Western Michigan (Nov. 13, 2017)

## 2017-18 GAME-BY-GAME STATS

Opponent	Date	GS	Min	FG-FGA	Pct	3FG-FGA	Pct	FT-FTA	Pct	Off	Def	Tot	Avg	PF	FO	A	TO	Blk	Stl	Pts	Avg
at Wofford	11/10		19	2-6	.333	2-4	.500	0-0	.000	0	0	0	0.0	2	0	2	1	0	0	6	6.0
Western Michigan	11/13		21	2-7	.286	1-2	.500	2-2	1.000	0	0	0	0.0	1	0	2	1	0	1	7	6.5
vs. Illinois State	11/16		15	2-6	.333	1-2	.500	2-2	1.000	0	2	2	1.5	5	1	0	0	0	0	7	6.7
vs. TBD	11/17																				
vs. TBD	11/19																				
at FIU	11/27																				
vs. Temple	11/30																				
UMass	12/2																				
Wyoming	12/6																				
Coastal Carolina	12/9																				
at Clemson	12/19																				
Limestone	12/27																				
at Ole Miss	12/31																				
Missouri	1/3																				
Vanderbilt	1/6																				
at Alabama	1/9																				
at Georgia	1/13																				
Kentucky	1/16																				
Tennessee	1/20																				
at Florida	1/24																				
Texas Tech	1/27																				
Miss. State	1/31																				
at Texas A&M	2/3																				
at Arkansas	2/6																				
Florida	2/10																				
at Tennessee	2/13																				
Auburn	2/17																				
Georgia	2/21																				
at Miss. State	2/24																				
LSU	2/28																				
at Auburn	3/3																				
vs. SEC Tourn.	3/7-11																				
vs. NCAA Tourn.	3/15-4/2																				

## CAREER STATISTICS

Season	GP-GS	Min	Avg	FG	FGA	Pct	3FG	3FGA	Pct	FT	FTA	Pct	Off	Def	Tot	Avg	PF	FO	Ast	TO	Blk	Stl	Pts	Avg
2017-18	3-0	55	18.3	6	19	.316	4	8	.500	4	4	1.000	0	2	2	0.7	8	1	4	2	0	1	20	6.7

## (SEC ONLY)

Season	GP-GS	Min	Avg	FG	FGA	Pct	3FG	3FGA	Pct	FT	FTA	Pct	Off	Def	Tot	Avg	PF	FO	Ast	TO	Blk	Stl	Pts	Avg
2018																								



# #33 JASON CUDD

FRESHMAN | FORWARD | 7'1" | 255 | HS

MYRTLE BEACH, S.C. | SOCASTEE

## SEASON NOTABLES

- > Tallied three points with a pair of rebounds and a block in Hoops 4 Hurricane Relief exhibition vs. Virginia Tech (Nov. 5)
- > Saw action in opener at Wofford (Nov. 10)
- > Played two minutes in home-opening victory over MAC favorite Western Michigan (Nov. 13)

## CUDD'S SEASON HIGHS

**Points**

-

**Field Goals**

-

**Field Goal Attempts**

-

**3-Point Field Goals**

-

**3-Point Field Goal Attempts**

-

**Free Throws**

-

**Free Throw Attempts**

-

**Rebounds**

-

**Assists**

-

**Blocks**

-

**Steals**

-

**Minutes**

2, vs. Western Michigan (Nov. 13, 2017)

## 2017-18 GAME-BY-GAME STATS

Opponent	Date	GS	Min	FG-FGA	Pct	3FG-FGA	Pct	FT-FTA	Pct	Off	Def	Tot	Avg	PF	FO	A	TO	Blk	Stl	Pts	Avg
at Wofford	11/10	1	0-0	.000	0-0	.000	0-0	.000	0	0	0	0	0.0	0	0	0	0	0	0	0	0.0
Western Michigan	11/13	2	0-0	.000	0-0	.000	0-0	.000	0	0	0	0	0.0	1	0	0	1	0	0	0	0.0
vs. Illinois State	11/16	-	-	-	-	-	-	DNP	Coaches Decision	-	-	-	0.0	-	-	-	-	-	-	-	0.0
vs. UTEP	11/17																				
vs. TBD	11/19																				
at FIU	11/27																				
vs. Temple	11/30																				
UMass	12/2																				
Wyoming	12/6																				
Coastal Carolina	12/9																				
at Clemson	12/19																				
Limestone	12/27																				
at Ole Miss	12/31																				
Missouri	1/3																				
Vanderbilt	1/6																				
at Alabama	1/9																				
at Georgia	1/13																				
Kentucky	1/16																				
Tennessee	1/20																				
at Florida	1/24																				
Texas Tech	1/27																				
Miss. State	1/31																				
at Texas A&M	2/3																				
at Arkansas	2/6																				
Florida	2/10																				
at Tennessee	2/13																				
Auburn	2/17																				
Georgia	2/21																				
at Miss. State	2/24																				
LSU	2/28																				
at Auburn	3/3																				
vs. SEC Tourn.	3/7-11																				
vs. NCAA Tourn.	3/15-4/2																				

## CAREER STATISTICS

Season	GP-GS	Min	Avg	FG	FGA	Pct	3FG	3FGA	Pct	FT	FIA	Pct	Off	Def	Tot	Avg	PF	FO	Ast	TO	Blk	Stl	Pts	Avg
2017-18	2-0	3	1.5	0	0	.000	0	0	.000	0	0	.000	0	0	0	0.0	1	0	0	1	0	0	0	0.0

## (SEC ONLY)

Season	GP-GS	Min	Avg	FG	FGA	Pct	3FG	3FGA	Pct	FT	FIA	Pct	Off	Def	Tot	Avg	PF	FO	Ast	TO	Blk	Stl	Pts	Avg
2018																								





# #14 IBRAHIM FAMOUKE DOUMBIA

FRESHMAN | FORWARD | 6'6" | 205 | HS

BAMA KO, MALI | MIAMI COUNTRY DAY SCHOOL

## SEASON NOTABLES

- > Tallied four points and collected four rebounds with a block in exhibition vs. Erskine (Oct. 30), before adding two points with an assist in Hoops 4 Hurricane Relief exhibition vs. Virginia Tech (Nov. 5)
- > Saw action in opener at Wofford (Nov. 10), pulling down two rebounds in just two minutes
- > Played two minutes in team's home-opening victory over Western Michigan (Nov. 13)
- > Scored two points (first collegiate basket) in five minutes of action in loss vs. Illinois State (Nov. 16)

## FAMOUKE DOUMBIA'S SEASON HIGHS

### Points

2, vs. Illinois State (Nov. 16, 2017)

### Field Goals

1, vs. Illinois State (Nov. 16, 2017)

### Field Goal Attempts

1, 2x, last vs. Illinois State (Nov. 16, 2017)

### 3-Point Field Goals

-

### 3-Point Field Goal Attempts

-

### Free Throws

-

### Free Throw Attempts

-

### Rebounds

2, at Wofford (Nov. 10, 2017)

### Assists

-

### Blocks

-

### Steals

-

### Minutes

5, vs. Illinois State (Nov. 16, 2017)

## 2017-18 GAME-BY-GAME STATS

Opponent	Date	GS	Min	FG-FGA	Pct	3FG-FGA	Pct	FT-FTA	Pct	Off	Def	Tot	Avg	PF	FO	A	TO	Blk	Stl	Pts	Avg
at Wofford	11/10	2	0-1	.000	0-0	.000	0-0	.000	0	2	2	2.0	0	0	0	0	0	0	0	0	0.0
Western Michigan	11/13	2	0-0	.000	0-0	.000	0-0	.000	0	0	0	1.0	0	0	0	0	0	0	0	0	0.0
vs. Illinois State	11/16	5	1-1	1.000	0-0	.000	0-0	.000	0	0	0	0.7	2	0	0	0	0	0	0	2	0.7
vs. UTEP	11/17																				
vs. TBD	11/19																				
at FIU	11/27																				
vs. Temple	11/30																				
UMass	12/2																				
Wyoming	12/6																				
Coastal Carolina	12/9																				
at Clemson	12/19																				
Limestone	12/27																				
at Ole Miss	12/31																				
Missouri	1/3																				
Vanderbilt	1/6																				
at Alabama	1/9																				
at Georgia	1/13																				
Kentucky	1/16																				
Tennessee	1/20																				
at Florida	1/24																				
Texas Tech	1/27																				
Miss. State	1/31																				
at Texas A&M	2/3																				
at Arkansas	2/6																				
Florida	2/10																				
at Tennessee	2/13																				
Auburn	2/17																				
Georgia	2/21																				
at Miss. State	2/24																				
LSU	2/28																				
at Auburn	3/3																				
vs. SEC Tourn.	3/7-11																				
vs. NCAA Tourn.	3/15-4/2																				

## CAREER STATISTICS

Season	GP-GS	Min	Avg	FG	FGA	Pct	3FG	3FGA	Pct	FT	FIA	Pct	Off	Def	Tot	Avg	PF	FO	Ast	TO	Blk	Stl	Pts	Avg
2017-18	3-0	9	3.0	1	2	.500	0	0	.000	0	0	.000	0	2	2	0.7	2	0	0	0	0	0	2	0.7

## (SEC ONLY)

Season	GP-GS	Min	Avg	FG	FGA	Pct	3FG	3FGA	Pct	FT	FIA	Pct	Off	Def	Tot	Avg	PF	FO	Ast	TO	Blk	Stl	Pts	Avg
2018																								



# #13 FELIPE HAASE

FRESHMAN | FORWARD | 6'9" | 249 | HS

OSORNO, CHILE | MIAMI (FLA.) CHRISTIAN SCHOOL

## SEASON NOTABLES

- > Pulled down a game high 12 rebounds, adding four points, three assists and two steals in exhibition vs. Erskine (Oct. 30)
- > Tallied nine points, with seven rebounds and three assists in Hoops 4 Hurricane Relief exhibition vs. Virginia Tech (Nov. 5)
- > Saw action in opener at Wofford (Nov. 10), scoring 10 points, hitting a pair of 3s, with five rebounds
- > Finished with seven points, nine rebounds and a team-high three assists in win over Western Michigan (Nov. 13)
- > Played career-high 29 minutes in loss vs. Illinois State (Nov. 16), scoring five points with four rebounds, also had an assist and his first collegiate steal and block

## HAASE'S SEASON HIGHS

### Points

10, at Wofford (Nov. 10, 2017)

### Field Goals

4, at Wofford (Nov. 10, 2017)

### Field Goal Attempts

6, 2x, last vs. Illinois State (Nov. 16, 2017)

### 3-Point Field Goals

2, at Wofford (Nov. 10, 2017)

### 3-Point Field Goal Attempts

3, at Wofford (Nov. 10, 2017)

### Free Throws

4, vs. Western Michigan (Nov. 13, 2017)

### Free Throw Attempts

4, vs. Western Michigan (Nov. 13, 2017)

### Rebounds

9, vs. Western Michigan (Nov. 13, 2017)

### Assists

3, vs. Western Michigan (Nov. 13, 2017)

### Blocks

1, vs. Illinois State (Nov. 16, 2017)

### Steals

1, vs. Illinois State (Nov. 16, 2017)

### Minutes

29, vs. Illinois State (Nov. 16, 2017)

## 2017-18 GAME-BY-GAME STATS

Opponent	Date	GS	Min	FG-FGA	Pct	3FG-FGA	Pct	FT-FTA	Pct	Off	Def	Tot	Avg	PF	FO	A	TO	Blk	Stl	Pts	Avg
at Wofford	11/10		23	4-6	.667	2-3	.667	0-1	.000	1	4	5	5.0	2	0	0	0	0	0	10	10.0
Western Michigan	11/13		25	1-3	.333	1-3	.333	4-6	.667	2	7	9	7.0	2	0	3	2	0	0	7	8.5
vs. Illinois State	11/16		29	2-6	.333	1-1	1.000	0-0	.000	0	4	4	6.0	2	0	1	0	1	1	5	7.3
vs. UTEP	11/17																				
vs. TBD	11/19																				
at FIU	11/27																				
vs. Temple	11/30																				
UMass	12/2																				
Wyoming	12/6																				
Coastal Carolina	12/9																				
at Clemson	12/19																				
Limestone	12/27																				
at Ole Miss	12/31																				
Missouri	1/3																				
Vanderbilt	1/6																				
at Alabama	1/9																				
at Georgia	1/13																				
Kentucky	1/16																				
Tennessee	1/20																				
at Florida	1/24																				
Texas Tech	1/27																				
Miss. State	1/31																				
at Texas A&M	2/3																				
at Arkansas	2/6																				
Florida	2/10																				
at Tennessee	2/13																				
Auburn	2/17																				
Georgia	2/21																				
at Miss. State	2/24																				
LSU	2/28																				
at Auburn	3/3																				
vs. SEC Tourn.	3/7-11																				
vs. NCAA Tourn.	3/15-4/2																				

## CAREER STATISTICS

Season	GP-GS	Min	Avg	FG	FGA	Pct	3FG	3FGA	Pct	FT	FIA	Pct	Off	Def	Tot	Avg	PF	FO	Ast	TO	Blk	Stl	Pts	Avg
2017-18	3-0	77	25.7	7	15	.467	4	7	.571	4	7	.571	3	15	18	6.0	6	0	4	2	1	1	22	7.3

## (SEC ONLY)

Season	GP-GS	Min	Avg	FG	FGA	Pct	3FG	3FGA	Pct	FT	FIA	Pct	Off	Def	Tot	Avg	PF	FO	Ast	TO	Blk	Stl	Pts	Avg
2018																								



# #10 JUSTIN MINAYA

FRESHMAN | FORWARD | 6'5" | 210 | HS

HARRINGTON PARK, N.J. | NORTHERN VALLEY AT OLD TAPPAN

## SEASON NOTABLES

- > Scored 13 points, while collecting four rebounds in exhibition vs. Erskine (Oct. 30), and tallied nine points with four rebounds in the Hoops 4 Hurricane Relief exhibition vs. Virginia Tech (Nov. 5)
- > Earned the start in Gamecock debut at Wofford (Nov. 10), scoring six points with two assists and a block
- > Scored five points with five rebounds and two assists in team's home-opening victory vs. Western Mich. (Nov. 13)
- > Posted career-highs in points (9) and rebounds (8) in loss vs. Illinois State (Nov. 16)

## MINAYA'S SEASON HIGHS

### Points

9, vs. Illinois State (Nov. 16, 2017)

### Field Goals

2, 3x, last vs. Illinois State (Nov. 16, 2017)

### Field Goal Attempts

9, vs. Illinois State (Nov. 16, 2017)

### 3-Point Field Goals

1, 2x, last vs. Illinois State (Nov. 16, 2017)

### 3-Point Field Goal Attempts

5, vs. Illinois State (Nov. 16, 2017)

### Free Throws

4, vs. Illinois State (Nov. 16, 2017)

### Free Throw Attempts

6, vs. Illinois State (Nov. 16, 2017)

### Rebounds

9, vs. Illinois State (Nov. 16, 2017)

### Assists

2, 2x, last vs. Western Michigan (Nov. 13, 2017)

### Blocks

1, at Wofford (Nov. 10, 2017)

### Steals

-

### Minutes

24, 2x, last vs. Illinois State (Nov. 16, 2017)

## 2017-18 GAME-BY-GAME STATS

Opponent	Date	GS	Min	FG-FGA	Pct	3FG-FGA	Pct	FT-FTA	Pct	Off	Def	Tot	Avg	PF	FO	A	TO	Blk	Stl	Pts	Avg
at Wofford	11/10	*	24	2-5	.400	1-2	.500	1-1	1.000	2	2	4	4.0	1	0	2	2	1	0	6	6.0
Western Michigan	11/13	*	22	2-8	.250	0-4	.000	1-3	.333	2	3	5	4.5	3	0	2	0	0	0	5	5.5
vs. Illinois State	11/16	*	24	2-9	.222	1-5	.200	4-6	.667	3	5	8	5.7	4	0	1	1	0	0	9	6.7
vs. UTEP	11/17																				
vs. TBD	11/19																				
at FIU	11/27																				
vs. Temple	11/30																				
UMass	12/2																				
Wyoming	12/6																				
Coastal Carolina	12/9																				
at Clemson	12/19																				
Limestone	12/27																				
at Ole Miss	12/31																				
Missouri	1/3																				
Vanderbilt	1/6																				
at Alabama	1/9																				
at Georgia	1/13																				
Kentucky	1/16																				
Tennessee	1/20																				
at Florida	1/24																				
Texas Tech	1/27																				
Miss. State	1/31																				
at Texas A&M	2/3																				
at Arkansas	2/6																				
Florida	2/10																				
at Tennessee	2/13																				
Auburn	2/17																				
Georgia	2/21																				
at Miss. State	2/24																				
LSU	2/28																				
at Auburn	3/3																				
vs. SEC Tourn.	3/7-11																				
vs. NCAA Tourn.	3/15-4/2																				

## CAREER STATISTICS

Season	GP-GS	Min	Avg	FG	FGA	Pct	3FG	3FGA	Pct	FT	FTA	Pct	Off	Def	Tot	Avg	PF	FO	Ast	TO	Blk	Stl	Pts	Avg
2017-18	3-3	70	23.3	6	22	.273	2	11	.182	6	10	.600	7	10	17	5.7	8	0	5	3	1	0	20	6.7

## (SEC ONLY)

Season	GP-GS	Min	Avg	FG	FGA	Pct	3FG	3FGA	Pct	FT	FTA	Pct	Off	Def	Tot	Avg	PF	FO	Ast	TO	Blk	Stl	Pts	Avg
2018																								

## THE LAST TIME IN SOUTH CAROLINA BASKETBALL

### AN INDIVIDUAL ...

<b>Scored 20 or more points:</b>	South Carolina: Sindarius Thornwell (26), vs. Florida, March 26, 2017, in New York City Opponent: Thomas Wilder (23), Western Michigan, Nov. 13, 2017, in Columbia, S.C.
<b>Scored 30 or more points:</b>	South Carolina: Sindarius Thornwell (44), vs. Alabama, Feb. 7, 2017, in Columbia, S.C. Opponent: Kevin Punter (36), Tennessee, Jan. 23, 2016 in Knoxville, Tenn.
<b>Scored 35 or more points:</b>	South Carolina: Sindarius Thornwell (44) vs. Alabama, Feb. 7, 2017, in Columbia, S.C. Opponent: Kevin Punter (36), Tennessee, Jan. 23, 2016 in Knoxville, Tenn.
<b>Scored 40 or more points:</b>	South Carolina: Sindarius Thornwell (44), vs. Alabama, Feb. 7, 2017, in Columbia, S.C. Opponent: Austin Carr (43), Notre Dame, Dec. 30, 1969 in New Orleans, La.
<b>Collected 20 or more rebounds:</b>	South Carolina: Sindarius Thornwell (21), vs. Alabama, Feb. 7, 2017, in Columbia, S.C. Opponent: Ekpe Udoh (20), Baylor, Jan. 2, 2010 in Columbia, S.C.
<b>Collected 15 or more rebounds:</b>	South Carolina: Sindarius Thornwell (21), vs. Alabama, Feb. 7, 2017, in Columbia, S.C. Opponent: Amile Jefferson (15), Duke, March 19, 2017, in Greenville, S.C.
<b>Made 12 or more field goals:</b>	South Carolina: Laimonas Chatkevicius (15), vs. High Point, March 15, 2016, in Columbia, S.C. Opponent: Michael Frazier II (12), Florida, March 4, 2014 in Columbia, S.C.
<b>Made 10 or more field goals:</b>	South Carolina: Sindarius Thornwell (10), vs. Marquette, March 17, 2017, in Greenville, S.C. Opponent: Wes Clark (10), Missouri, Jan. 16, 2016, in Columbia, S.C.
<b>Attempted 20 or more field goals:</b>	South Carolina: Sindarius Thornwell (25) & PJ Dozier (24), vs. Alabama, Feb. 7, 2017, in Columbia, S.C. Opponent: Avery Johnson Jr. (21), Alabama, Feb. 7, 2017, in Columbia, S.C.
<b>Attempted 25 or more field goals:</b>	South Carolina: Sindarius Thornwell, 25, vs. Alabama, Feb. 7, 2017 in Columbia, S.C. Opponent: Kemmy Burgess (Alaska-Anchorage), 26, Nov. 24, 2005 in Anchorage, Alaska
<b>Dished 10 or more assists:</b>	South Carolina: Devan Downey, 11, vs. LSU, March 13, 2008 in Atlanta, Ga. Opponent: 11, Jabril Durham, Arkansas, March 5, 2016 in Fayetteville, Ark.
<b>Swiped 5 or more steals:</b>	South Carolina: Sindarius Thornwell, 5, vs. Texas A&M, Jan. 7, 2017 in Columbia, S.C. Opponent: 6, Thomas Wilder, Western Michigan, Nov. 13, 2017 in Columbia, S.C.
<b>Blocked 5 or more shots:</b>	South Carolina: Chris Silva (5), vs. FIU, Dec. 4, 2016 in Columbia, S.C. Opponent: Zach Collins (6), Gonzaga, April 1, 2017, in Phoenix, Ariz.
<b>Made 5 or more 3-point field goals:</b>	South Carolina: Duane Notice (5), vs. Tennessee, Feb. 25, 2017, in Columbia, S.C. Opponent: Tyson Carter (5), Mississippi State, Feb. 11, 2017, in Starkville, Miss.
<b>Attempted 8 or more 3-point field goals:</b>	South Carolina: Hassani Gravett & Frank Booker (10), vs. Illinois State, Nov. 16, 2017, in Myrtle Beach, S.C. Opponent: Jordan Matthews (8), Gonzaga, April 1, 2017, in Phoenix, Ariz.
<b>Made 10 or more free throws:</b>	South Carolina: Chris Silva (10), vs. Illinois State, Nov. 16, 2017, in Myrtle Beach, S.C. Opponent: Milik Yarbrough (14), Illinois State, Nov. 16, 2017, in Myrtle Beach, S.C.
<b>Attempted 15 or more free throws:</b>	South Carolina: Sindarius Thornwell (16), at Ole Miss, March 4, 2017, in Oxford, Miss. Opponent: Milik Yarbrough (18), Illinois State, Nov. 16, 2017, in Myrtle Beach, S.C.
<b>Played all 40 minutes of regulation:</b>	South Carolina: Duane Notice, vs. Texas A&M, Feb. 21, 2015 in Columbia, S.C. Opponent: Frank Sullivan, Auburn, Jan. 12, 2013 in Columbia, S.C.
<b>A player hit a last-second shot (within 3 seconds) to win a game:</b>	South Carolina: PJ Dozier (Buzzer Beater), vs. Monmouth, Nov. 15, 2016, in Columbia, S.C. Opponent: JJ Frazier (Free Throws), Georgia, March 11, 2016 in Nashville, Tenn.
<b>A player had a double-double:</b>	South Carolina: Chris Silva (10 points, 10 rebounds), vs. Western Michigan, Nov. 13, 2017, in Columbia, S.C. Opponent: Phil Fayne (14 points, 10 rebounds), Illinois State, Nov. 16, 2017, in Myrtle Beach, S.C.
<b>Two or more players had a double-double:</b>	South Carolina: Michael Carrera (11 points, 10 rebounds), Sindarius Thornwell (18 points, 11 rebounds), at Georgia, Feb. 2, 2016, in Athens, Ga. Opponent: Sebastain Saiz (21 points, 15 rebounds), Justas Furmanavicius (12 points, 10 rebounds), Ole Miss, March 4, 2017, in Oxford, Miss.
<b>A player had a triple-double:</b>	South Carolina: Sam Muldrow (16 points, 14 rebounds, 10 blocks) vs. Vanderbilt, Jan. 8, 2011 in Columbia, S.C. *** Only second triple-double in South Carolina history (Chuck Eidson (25 points, 10 rebounds, 10 assists) vs. SC State, Nov. 29, 2002 in Columbia, S.C. Opponent: Daniel Hackett (Southern California - 22 points, 10 rebounds, 10 assists), Nov. 17, 2007 in Columbia, S.C.
<b>Scored 30 or more points in back-to-back games:</b>	South Carolina: Devan Downey, 30 vs. Kentucky, Jan. 26, 2010 in Columbia, S.C. 33 vs. Georgia, Jan. 30, 2010, in Columbia, S.C.
<b>Scored 25 or more points in back-to-back games:</b>	South Carolina: Sindarius Thornwell, 28 at Mississippi State, Feb. 11, 2017, in Starkville, Miss. 27 vs. Arkansas, Feb. 15, 2017 in Columbia, S.C.

### A TEAM ...

<b>Scored 100 or more points:</b>	South Carolina: 103 vs. The Citadel, Nov. 12, 2007 in Columbia, S.C. Opponent: 107, Vanderbilt, Feb. 17, 1996 in Nashville, Tenn.
<b>Scored 50 points or less:</b>	South Carolina: 46, vs. Florida, March 4, 2014 in Columbia S.C. Opponent: 50, Baylor, March 24, 2017 in New York City
<b>Scored 50 points in a half:</b>	South Carolina: 65 (2nd half), vs. Duke, March 19, 2017, in Greenville, S.C. Opponent: 51 (2nd half), Duke, March 19, 2017, in Greenville, S.C.
<b>Failed to score 25 points in a half:</b>	South Carolina: 23 (1st half), vs. Illinois State, Nov. 16, 2017, in Myrtle Beach, S.C. Opponent: 22 (1st half), Baylor, March 24, 2017, in New York City



<b>Collected 50 or more rebounds:</b>	South Carolina: 52, vs. Alabama, Feb. 7, 2017, in Columbia, S.C. Opponent: 62, Alabama, Feb. 7, 2017, in Columbia, S.C.
<b>Shot 60% or better from the field:</b>	South Carolina: 60.0% (39-65), vs. High Point, March 15, 2016, in Columbia, S.C. Opponent: 69.6% (32-46) Missouri, Feb. 28, 2013, in Columbia, S.C.
<b>Shot 50% or better from the field:</b>	South Carolina: 52.2% (35-67), vs. Marquette, March 17, 2017, in Greenville, S.C. Opponent: 53.6% (30-56), Arkansas, Feb. 15, 2017, in Columbia, S.C.
<b>Shot less than 30% from the field:</b>	South Carolina: 29.5 % (18-61), vs. Illinois State, Nov. 16, 2017, in Myrtle Beach, S.C. Opponent: 19.2% (10-52), Michigan, Nov. 23, 2016, in Columbia, S.C.
<b>Shot 50% or better from 3-point range (at least 10 attempts):</b>	South Carolina: 57.7% (15-26), vs. Auburn, Jan. 24, 2017, in Columbia, S.C. Opponent: 50.0% (7-14), Arkansas, Feb. 15, 2017, in Columbia, S.C.
<b>Shot 20% or less from 3-point range (at least 10 attempts):</b>	South Carolina: 20.0% (2-10), vs. Florida, March 26, 2017, in New York City Opponent: 7.7% (1-13), Tennessee, Feb. 25, 2017, in Columbia, S.C.
<b>Dished 20 or more assists:</b>	South Carolina: 23, vs. Auburn, Jan. 24, 2017, in Columbia, S.C. Opponent: 20, Mississippi State, Feb. 27, 2016, in Starkville, Miss.
<b>Made 35 or more shots:</b>	South Carolina: 35, vs. Marquette, March 17, 2017, in Greenville, S.C. Opponent: 35, vs. Tennessee, March 5, 2009, in Columbia, S.C.
<b>Attempted 80 or more shots:</b>	South Carolina: 88 vs. Alabama, Feb. 7, 2017, in Columbia, S.C. Opponent: 83, LSU, Feb. 10, 1996, in Columbia, S.C.
<b>Attempted 70 or more shots:</b>	South Carolina: 70, vs. Texas A&M, Jan. 7, 2017, in Columbia, S.C. Opponent: 71, Alabama, Feb. 7, 2017, in Columbia, S.C.
<b>Made 10 or more 3-pointers:</b>	South Carolina: 11, at Wofford, Nov. 10, 2017, in Spartanburg, S.C. Opponent: 10, Duke, March 19, 2017, in Greenville, S.C.
<b>Did not make a 3-pointer:</b>	South Carolina: vs. Milwaukee, Nov. 11, 2012, in Columbia, S.C. Opponent: Florida, Jan. 18, 2017, in Columbia, S.C.
<b>Attempted 30 or more 3-pointers:</b>	South Carolina: 32, vs. Illinois State, Nov. 16, 2017, in Myrtle Beach, S.C. Opponent: 30, High Point, March 15, 2016, in Columbia, S.C.
<b>Attempted 25 or more 3-pointers:</b>	South Carolina: 25, at Missouri, Jan. 28, 2017, in Columbia, Mo. Opponent: 26, Florida, March 26, 2017, in New York City
<b>Made 30 or more free throws:</b>	South Carolina: 35, vs. Alabama, Feb. 7, 2017, in Columbia, S.C. Opponent: 30, Tennessee, Jan. 23, 2016, in Knoxville, Tenn.
<b>Attempted 40 or more free throws:</b>	South Carolina: 50, vs. Alabama, Feb. 7, 2017, in Columbia, S.C. Opponent: 42, Kentucky, March 1, 2014, in Columbia, S.C.
<b>Swiped 15 or more steals:</b>	South Carolina: 15 vs. Vanderbilt, Jan. 16, 2010, in Columbia, S.C. Opponent: 15, Monmouth, Nov. 15, 2016, in Columbia, S.C.
<b>Blocked 12 or more shots:</b>	South Carolina: 12, vs. Vanderbilt, Jan. 8, 2011, in Columbia, S.C. Opponent: 12, Mississippi State, Jan. 26, 2016, in Columbia, S.C.
<b>Blocked 8 or more shots:</b>	South Carolina: 8, at Georgia, Jan. 4, 2017, in Athens, Ga. Opponent: 8, Gonzaga, April 1, 2017, in Phoenix, Ariz.
<b>Won by 30 or more points:</b>	South Carolina: 42, vs. SC State, Nov. 18, 2016, in Columbia, S.C. Opponent: 34, Kentucky, Feb. 14, 2015, in Lexington, Ky.
<b>Won by 20 or more points:</b>	South Carolina: 20, vs. Baylor, March 24, 2017, in New York City Opponent: 27, Kentucky, Feb. 13, 2016, in Columbia, S.C.
<b>Played a single overtime game:</b>	Win: 70-69, vs. Monmouth, Nov. 15, 2016, in Columbia, S.C. Loss: 62-54 at Georgia, Feb. 23, 2013, in Athens, Ga.
<b>Played a double overtime game:</b>	Win: 87-85 vs. WKU, Nov. 27, 2010, in Bowling Green, Ky. Loss: 98-88 vs. Louisville, Feb. 20, 1988, in Columbia, S.C.
<b>South Carolina played a No. 1 Team in the country:</b>	Win: 68-62 vs. Kentucky, Jan. 26, 2010, in Columbia, S.C. Loss: 77-43 loss at Kentucky, Feb. 14, 2015, in Lexington, Ky.
<b>South Carolina played a top-5 opponent:</b>	Win: 68-62 vs. No. 1/1 Kentucky, Jan. 26, 2010, in Columbia, S.C. Loss: 85-69 loss to No. 5/5 Kentucky, Jan. 21, 2017, in Lexington, Ky.
<b>South Carolina played a top-10 opponent:</b>	Win: 88-81 win vs. No. 7/7 Duke, March 19, 2017, in Greenville, S.C. Loss: 58-43 loss vs. Kentucky, Jan. 24, 2015, in Columbia, S.C.
<b>South Carolina played a top-25 opponent:</b>	Win: 77-70 vs. No. 20/17 Florida, March 26, 2017, in New York City Loss: 77-73 vs. No. 2/2 Gonzaga, April 1, 2017, in Phoenix, Ariz.
<b>South Carolina defeated a ranked opponent:</b>	Home: 57-53 win vs. No. 19/21 Florida, Jan. 18, 2017, in Columbia, S.C. Away: 77-73 win at No. 13/19 Vanderbilt, March 6, 2010, in Nashville, Tenn. Neutral: 77-70 vs. No. 20/17 Florida, March 26, 2017, in New York City SEC Home: 57-53 win vs. No. 19/21 Florida, Jan. 18, 2017, in Columbia, S.C. SEC Away: 81-78 win at No. 8/8 Texas A&M, Feb. 6, 2016, in College Station, Texas Non-conference away: 85-84 win at No. 19/20 Baylor, Jan. 2, 2009, in Waco, Texas
<b>South Carolina defeated a top 10 opponent:</b>	Home: 68-62 win vs. No. 1/1 Kentucky, Jan. 26, 2010, in Columbia, S.C. Away: 81-78 win at No. 8/8 Texas A&M, Feb. 6, 2016, in College Station, Texas Neutral: 88-81 win vs. No. 7/7 Duke, March 19, 2017, in Greenville, S.C.
<b>A South Carolina win opened the season:</b>	Home: 85-76 win vs. La Tech on Nov. 11, 2016, in Columbia, S.C. Away: 73-52 win at Wofford on Nov. 10, 2017, in Spartanburg, S.C. Neutral: 74-61 win vs. Chaminade, Nov. 19, 2001, in Maui, Hawaii (Maui Invite)
<b>South Carolina opened SEC play:</b>	Home: 79-68 win vs. Texas A&M, Jan. 7, 2017, in Columbia, S.C. Away: 67-61 win at Georgia, Jan. 4, 2017, in Athens, Ga.



2017-18 South Carolina Basketball  
 South Carolina Combined Team Statistics (as of Nov 16, 2017)  
 All games

RECORD:	OVERALL	HOME	AWAY	NEUTRAL
ALL GAMES	2-1	1-0	1-0	0-1
CONFERENCE	0-0	0-0	0-0	0-0
NON-CONFERENCE	2-1	1-0	1-0	0-1

##	Player	gp-gs	min	avg	Total		3-Point		F-Throw		Rebounds				pf	dq	a	to	blk	stl	pts	avg		
					fg-fga	fg%	3fg-fga	3fg%	ft-fa	ft%	off	def	tot	avg										
05	BOOKER, Frank	3-3	83	27.7	12-24	.500	9-21	.429	3-7	.429	0	6	6	2.0	5	0	4	3	1	1	36	12.0		
02	GRAVETT, Hassani	3-3	77	25.7	9-25	.360	6-15	.400	6-8	.750	0	15	15	5.0	4	0	10	3	0	0	30	10.0		
21	KOTSAR, Maik	3-3	76	25.3	12-26	.462	0-3	.000	6-12	.500	7	8	15	5.0	10	1	6	7	1	5	30	10.0		
30	SILVA, Chris	3-3	58	19.3	5-11	.455	1-2	.500	18-24	.750	7	19	26	8.7	11	1	4	8	6	3	29	9.7		
13	HAASE, Felipe	3-0	77	25.7	7-15	.467	4-7	.571	4-7	.571	3	15	18	6.0	6	0	4	2	1	1	22	7.3		
00	BEATTY, David	3-0	55	18.3	6-19	.316	4-8	.500	4-4	1.000	0	2	2	0.7	8	1	4	2	0	1	20	6.7		
10	MINAYA, Justin	3-3	70	23.3	6-22	.273	2-11	.182	6-10	.600	7	10	17	5.7	8	0	5	3	1	0	20	6.7		
15	MYERS, Wesley	3-0	44	14.7	7-18	.389	3-9	.333	2-2	1.000	0	6	6	2.0	3	0	2	4	0	1	19	6.3		
01	HOLDEN, Kory	3-0	27	9.0	4-10	.400	0-2	.000	0-0	.000	1	4	5	1.7	6	0	4	4	0	0	8	2.7		
14	FAMOUKE DOUMBIA,	3-0	9	3.0	1-2	.500	0-0	.000	0-0	.000	0	2	2	0.7	2	0	0	0	0	0	2	0.7		
20	CORCHIANI, Tommy	1-0	1	1.0	0-0	.000	0-0	.000	0-0	.000	0	0	0	0.0	0	0	0	0	0	0	0	0.0		
12	GUEYE, Khadim	3-0	19	6.3	0-0	.000	0-0	.000	0-0	.000	2	2	4	1.3	3	0	0	2	0	0	0	0.0		
33	CUDD, Jason	2-0	3	1.5	0-0	.000	0-0	.000	0-0	.000	0	0	0	0.0	1	0	0	1	0	0	0	0.0		
25	SCHMITT, Christian	1-0	1	1.0	0-0	.000	0-0	.000	0-0	.000	0	0	0	0.0	0	0	0	0	0	0	0	0.0		
Team											10	5	15					2						
Total.....		3	600		69-172	.401	29-78	.372	49-74	.662	37	94	131	43.7	67	3	43	41	10	12	216	72.0		
Opponents.....		3	600		56-157	.357	16-56	.286	53-80	.663	21	81	102	34.0	60	4	32	38	8	21	181	60.3		

TEAM STATISTICS	SC	OPP	Date	Opponent	Score	Att.
SCORING	216	181	11/10/17	at Wofford	w 73-52	3400
Points per game	72.0	60.3	11/13/17	WESTERN MICHIGAN	w 78-60	12136
Scoring margin	+11.7	-	& 11/16/17	vs Illinois State	L 65-69	700
FIELD GOALS-ATT	69-172	56-157				
Field goal pct	.401	.357				
3 POINT FG-ATT	29-78	16-56				
3-point FG pct	.372	.286				
3-pt FG made per game	9.7	5.3				
FREE THROWS-ATT	49-74	53-80				
Free throw pct	.662	.663				
F-Throws made per game	16.3	17.7				
REBOUNDS	131	102				
Rebounds per game	43.7	34.0				
Rebounding margin	+9.7	-				
ASSISTS	43	32				
Assists per game	14.3	10.7				
TURNOVERS	41	38				
Turnovers per game	13.7	12.7				
Turnover margin	-1.0	-				
Assist/turnover ratio	1.0	0.8				
STEALS	12	21				
Steals per game	4.0	7.0				
BLOCKS	10	8				
Blocks per game	3.3	2.7				
ATTENDANCE	12136	4100				
Home games-Avg/Game	1-12136	1-3400				
Neutral site-Avg/Game	-	1-700				

\* = Conference game  
 & = Puerto Rico Tip-Off at Myrtle Beach (Myrtle Beach, S.C.)

Score by Periods	1st	2nd	Totals
South Carolina	94	122	216
Opponents	85	96	181



2017-18 South Carolina Basketball  
South Carolina Team Game-by-Game Comparison (as of Nov 16, 2017)  
All games

Opponent	1st	2nd	Score	Mar	Total FG	FG Pct	3-Pointers	3FG Pct	Free Throws	FT Pct	Rebounds	Assist	T/Over	Block	Steal	Fouls
Wofford	33/24	40/28	73-52	+21	25-54/17-49	.463/.347	11-23/6-19	.478/.316	12-16/12-16	.750/.750	40/28 +12	17/7	14/13	3/0	5/3	17/16
WESTERN MICHIGAN	38/29	40/31	78-60	+18	26-57/21-58	.456/.362	9-23/5-21	.391/.238	17-28/13-25	.607/.520	46/32 +14	12/12	14/11	3/6	4/10	18/24
Illinois State	23/32	42/37	65-69	(4)	18-61/18-50	.295/.360	9-32/5-16	.281/.313	20-30/28-39	.667/.718	45/42 +3	14/13	13/14	4/2	3/8	32/20

Note: Game totals are displayed in the format TEAM/OPPONENT for each category



2017-18 South Carolina Basketball  
 South Carolina Category Leaders (as of Nov 16, 2017)  
 All games

Points	G	Pts	Pts/G
BOOKER, Frank	3	36	12.0
GRAVETT, Hassani	3	30	10.0
KOTSAR, Maik	3	30	10.0
SILVA, Chris	3	29	9.7
HAASE, Felipe	3	22	7.3
MINAYA, Justin	3	20	6.7
BEATTY, David	3	20	6.7
MYERS, Wesley	3	19	6.3
HOLDEN, Kory	3	8	2.7
FAMOUKE DOUMBIA, I.	3	2	0.7

Scoring Average	G	Pts	Avg/G
BOOKER, Frank	3	36	12.0
GRAVETT, Hassani	3	30	10.0
KOTSAR, Maik	3	30	10.0
SILVA, Chris	3	29	9.7
HAASE, Felipe	3	22	7.3
MINAYA, Justin	3	20	6.7
BEATTY, David	3	20	6.7
MYERS, Wesley	3	19	6.3
HOLDEN, Kory	3	8	2.7
FAMOUKE DOUMBIA, I.	3	2	0.7
SCHMITT, Christian	1	0	0.0
CORCHIANI, Tommy	1	0	0.0
GUEYE, Khadim	3	0	0.0
CUDD, Jason	2	0	0.0

FG Percentage	FG	Att	Pct
BOOKER, Frank	12	24	.500
FAMOUKE DOUMBIA, I.	1	2	.500
HAASE, Felipe	7	15	.467
KOTSAR, Maik	12	26	.462
SILVA, Chris	5	11	.455
HOLDEN, Kory	4	10	.400
MYERS, Wesley	7	18	.389
GRAVETT, Hassani	9	25	.360
BEATTY, David	6	19	.316
MINAYA, Justin	6	22	.273

Field Goal Attempts	G	Att	Att/G
KOTSAR, Maik	3	26	8.7
GRAVETT, Hassani	3	25	8.3
BOOKER, Frank	3	24	8.0
MINAYA, Justin	3	22	7.3
BEATTY, David	3	19	6.3

Field Goals Made	G	Made	Made/G
KOTSAR, Maik	3	12	4.0
BOOKER, Frank	3	12	4.0
GRAVETT, Hassani	3	9	3.0
MYERS, Wesley	3	7	2.3
HAASE, Felipe	3	7	2.3

3-Point Percentage	3FG	Att	Pct
HAASE, Felipe	4	7	.571
SILVA, Chris	1	2	.500
BEATTY, David	4	8	.500
BOOKER, Frank	9	21	.429
GRAVETT, Hassani	6	15	.400
MYERS, Wesley	3	9	.333
MINAYA, Justin	2	11	.182
HOLDEN, Kory	0	2	.000
KOTSAR, Maik	0	3	.000

3-Point FG Attempts	G	Att	Att/G
BOOKER, Frank	3	21	7.0
GRAVETT, Hassani	3	15	5.0
MINAYA, Justin	3	11	3.7
MYERS, Wesley	3	9	3.0
BEATTY, David	3	8	2.7

3-Point FG Made	G	Made	Made/G
BOOKER, Frank	3	9	3.0
GRAVETT, Hassani	3	6	2.0
BEATTY, David	3	4	1.3
HAASE, Felipe	3	4	1.3
MYERS, Wesley	3	3	1.0

Free Throw Percent	FG	Att	Pct
MYERS, Wesley	2	2	1.000
BEATTY, David	4	4	1.000
SILVA, Chris	18	24	.750
GRAVETT, Hassani	6	8	.750
MINAYA, Justin	6	10	.600
HAASE, Felipe	4	7	.571
KOTSAR, Maik	6	12	.500
BOOKER, Frank	3	7	.429

Free Throw Attempts	G	Att	Att/G
SILVA, Chris	3	24	8.0
KOTSAR, Maik	3	12	4.0
MINAYA, Justin	3	10	3.3
GRAVETT, Hassani	3	8	2.7
HAASE, Felipe	3	7	2.3
BOOKER, Frank	3	7	2.3

Free Throws Made	G	Made	Made/G
SILVA, Chris	3	18	6.0
KOTSAR, Maik	3	6	2.0
MINAYA, Justin	3	6	2.0
GRAVETT, Hassani	3	6	2.0
BEATTY, David	3	4	1.3
HAASE, Felipe	3	4	1.3





2017-18 South Carolina Basketball  
 South Carolina Category Leaders (as of Nov 16, 2017)  
 All games

Rebounds	G	Reb	Reb/G
SILVA, Chris	3	26	8.7
HAASE, Felipe	3	18	6.0
MINAYA, Justin	3	17	5.7
GRAVETT, Hassani	3	15	5.0
KOTSAR, Maik	3	15	5.0

Rebound Average	G	Reb	Avg/G
SILVA, Chris	3	26	8.7
HAASE, Felipe	3	18	6.0
MINAYA, Justin	3	17	5.7
KOTSAR, Maik	3	15	5.0
GRAVETT, Hassani	3	15	5.0

Offensive Rebounds	G	No.	Avg/G
SILVA, Chris	3	7	2.3
MINAYA, Justin	3	7	2.3
KOTSAR, Maik	3	7	2.3
HAASE, Felipe	3	3	1.0
GUEYE, Khadim	3	2	0.7

Defensive Rebounds	G	No.	Avg/G
SILVA, Chris	3	19	6.3
HAASE, Felipe	3	15	5.0
GRAVETT, Hassani	3	15	5.0
MINAYA, Justin	3	10	3.3
KOTSAR, Maik	3	8	2.7

Fouls	G	No.	Per/G
SILVA, Chris	3	11	3.7
KOTSAR, Maik	3	10	3.3
BEATTY, David	3	8	2.7
MINAYA, Justin	3	8	2.7
HOLDEN, Kory	3	6	2.0
HAASE, Felipe	3	6	2.0

Foulsouts	G	No.
SILVA, Chris	3	1
KOTSAR, Maik	3	1
BEATTY, David	3	1

Assists	G	No.	Ast/G
GRAVETT, Hassani	3	10	3.3
KOTSAR, Maik	3	6	2.0
MINAYA, Justin	3	5	1.7
BEATTY, David	3	4	1.3
HOLDEN, Kory	3	4	1.3
BOOKER, Frank	3	4	1.3
HAASE, Felipe	3	4	1.3
SILVA, Chris	3	4	1.3

Steals	G	No.	Stl/G
KOTSAR, Maik	3	5	1.7
SILVA, Chris	3	3	1.0
BOOKER, Frank	3	1	0.3
BEATTY, David	3	1	0.3
HAASE, Felipe	3	1	0.3
MYERS, Wesley	3	1	0.3

Blocked Shots	G	No.	Blk/G
SILVA, Chris	3	6	2.0
MINAYA, Justin	3	1	0.3
HAASE, Felipe	3	1	0.3
BOOKER, Frank	3	1	0.3
KOTSAR, Maik	3	1	0.3

Minutes	G	No.	Min/G
BOOKER, Frank	3	83	27.7
GRAVETT, Hassani	3	77	25.7
HAASE, Felipe	3	77	25.7
KOTSAR, Maik	3	76	25.3
MINAYA, Justin	3	70	23.3

Turnovers	G	No.	TO/G
SILVA, Chris	3	8	2.7
KOTSAR, Maik	3	7	2.3
HOLDEN, Kory	3	4	1.3
MYERS, Wesley	3	4	1.3
BOOKER, Frank	3	3	1.0
MINAYA, Justin	3	3	1.0
GRAVETT, Hassani	3	3	1.0



2017-18 South Carolina Basketball  
South Carolina Team High/Low Analysis (as of Nov 16, 2017)  
All games

South Carolina - TEAM GAME HIGHS

POINTS	78	WESTERN MICHIGAN (11/13/17)
	73	at Wofford (11/10/17)
	65	vs Illinois State (11/16/17)
FIELD GOALS MADE	26	WESTERN MICHIGAN (11/13/17)
	25	at Wofford (11/10/17)
FIELD GOAL ATTEMPTS	61	vs Illinois State (11/16/17)
	57	WESTERN MICHIGAN (11/13/17)
FIELD GOAL PERCENTAGE	.463 (25-54)	at Wofford (11/10/17)
	.456 (26-57)	WESTERN MICHIGAN (11/13/17)
3 PT FIELD GOALS MADE	11	at Wofford (11/10/17)
	9	vs Illinois State (11/16/17)
	9	WESTERN MICHIGAN (11/13/17)
3 PT FG ATTEMPTS	32	vs Illinois State (11/16/17)
	23	WESTERN MICHIGAN (11/13/17)
	23	at Wofford (11/10/17)
3 PT FG PERCENTAGE	.478 (11-23)	at Wofford (11/10/17)
	.391 (9-23)	WESTERN MICHIGAN (11/13/17)
FREE THROWS MADE	20	vs Illinois State (11/16/17)
	17	WESTERN MICHIGAN (11/13/17)
FREE THROW ATTEMPTS	30	vs Illinois State (11/16/17)
	28	WESTERN MICHIGAN (11/13/17)
FREE THROW PERCENTAGE	.750 (12-16)	at Wofford (11/10/17)
	.667 (20-30)	vs Illinois State (11/16/17)
REBOUNDS	46	WESTERN MICHIGAN (11/13/17)
	45	vs Illinois State (11/16/17)
ASSISTS	17	at Wofford (11/10/17)
	14	vs Illinois State (11/16/17)
STEALS	5	at Wofford (11/10/17)
	4	WESTERN MICHIGAN (11/13/17)
BLOCKED SHOTS	4	vs Illinois State (11/16/17)
	3	WESTERN MICHIGAN (11/13/17)
	3	at Wofford (11/10/17)
TURNOVERS	14	WESTERN MICHIGAN (11/13/17)
	14	at Wofford (11/10/17)
FOULS	32	vs Illinois State (11/16/17)
	18	WESTERN MICHIGAN (11/13/17)



2017-18 South Carolina Basketball  
South Carolina High/Low Analysis (as of Nov 16, 2017)  
All games

Opponent - GAME HIGHS

POINTS	69	vs Illinois State (11/16/17)
	60	WESTERN MICHIGAN (11/13/17)
	52	at Wofford (11/10/17)
FIELD GOALS MADE	21	WESTERN MICHIGAN (11/13/17)
	18	vs Illinois State (11/16/17)
FIELD GOAL ATTEMPTS	58	WESTERN MICHIGAN (11/13/17)
	50	vs Illinois State (11/16/17)
FIELD GOAL PERCENTAGE	.362 (21-58)	WESTERN MICHIGAN (11/13/17)
	.360 (18-50)	vs Illinois State (11/16/17)
3 PT FIELD GOALS MADE	6	at Wofford (11/10/17)
	5	vs Illinois State (11/16/17)
	5	WESTERN MICHIGAN (11/13/17)
3 PT FG ATTEMPTS	21	WESTERN MICHIGAN (11/13/17)
	19	at Wofford (11/10/17)
3 PT FG PERCENTAGE	.316 (6-19)	at Wofford (11/10/17)
	.313 (5-16)	vs Illinois State (11/16/17)
FREE THROWS MADE	28	vs Illinois State (11/16/17)
	13	WESTERN MICHIGAN (11/13/17)
FREE THROW ATTEMPTS	39	vs Illinois State (11/16/17)
	25	WESTERN MICHIGAN (11/13/17)
FREE THROW PERCENTAGE	.750 (12-16)	at Wofford (11/10/17)
	.718 (28-39)	vs Illinois State (11/16/17)
REBOUNDS	42	vs Illinois State (11/16/17)
	32	WESTERN MICHIGAN (11/13/17)
ASSISTS	13	vs Illinois State (11/16/17)
	12	WESTERN MICHIGAN (11/13/17)
STEALS	10	WESTERN MICHIGAN (11/13/17)
	8	vs Illinois State (11/16/17)
BLOCKED SHOTS	6	WESTERN MICHIGAN (11/13/17)
	2	vs Illinois State (11/16/17)
TURNOVERS	14	vs Illinois State (11/16/17)
	13	at Wofford (11/10/17)
FOULS	24	WESTERN MICHIGAN (11/13/17)
	20	vs Illinois State (11/16/17)



2017-18 South Carolina Basketball  
South Carolina High/Low Analysis (as of Nov 16, 2017)  
All games

South Carolina - GAME LOWS

POINTS	65	vs Illinois State (11/16/17)
	73	at Wofford (11/10/17)
	78	WESTERN MICHIGAN (11/13/17)
FIELD GOALS MADE	18	vs Illinois State (11/16/17)
	25	at Wofford (11/10/17)
FIELD GOAL ATTEMPTS	54	at Wofford (11/10/17)
	57	WESTERN MICHIGAN (11/13/17)
FIELD GOAL PERCENTAGE	.295 (18-61)	vs Illinois State (11/16/17)
	.456 (26-57)	WESTERN MICHIGAN (11/13/17)
3 PT FIELD GOALS MADE	9	WESTERN MICHIGAN (11/13/17)
	9	vs Illinois State (11/16/17)
3 PT FG ATTEMPTS	23	at Wofford (11/10/17)
	23	WESTERN MICHIGAN (11/13/17)
3 PT FG PERCENTAGE	.281 (9-32)	vs Illinois State (11/16/17)
	.391 (9-23)	WESTERN MICHIGAN (11/13/17)
FREE THROWS MADE	12	at Wofford (11/10/17)
	17	WESTERN MICHIGAN (11/13/17)
FREE THROW ATTEMPTS	16	at Wofford (11/10/17)
	28	WESTERN MICHIGAN (11/13/17)
FREE THROW PERCENTAGE	.607 (17-28)	WESTERN MICHIGAN (11/13/17)
	.667 (20-30)	vs Illinois State (11/16/17)
REBOUNDS	40	at Wofford (11/10/17)
	45	vs Illinois State (11/16/17)
ASSISTS	12	WESTERN MICHIGAN (11/13/17)
	14	vs Illinois State (11/16/17)
STEALS	3	vs Illinois State (11/16/17)
	4	WESTERN MICHIGAN (11/13/17)
BLOCKED SHOTS	3	at Wofford (11/10/17)
	3	WESTERN MICHIGAN (11/13/17)
TURNOVERS	13	vs Illinois State (11/16/17)
	14	at Wofford (11/10/17)
	14	WESTERN MICHIGAN (11/13/17)
FOULS	17	at Wofford (11/10/17)
	18	WESTERN MICHIGAN (11/13/17)



2017-18 South Carolina Basketball  
South Carolina High/Low Analysis (as of Nov 16, 2017)  
All games

Opponent - GAME LOWS

POINTS	52	at Wofford (11/10/17)
	60	WESTERN MICHIGAN (11/13/17)
	69	vs Illinois State (11/16/17)
FIELD GOALS MADE	17	at Wofford (11/10/17)
	18	vs Illinois State (11/16/17)
FIELD GOAL ATTEMPTS	49	at Wofford (11/10/17)
	50	vs Illinois State (11/16/17)
FIELD GOAL PERCENTAGE	.347 (17-49)	at Wofford (11/10/17)
	.360 (18-50)	vs Illinois State (11/16/17)
3 PT FIELD GOALS MADE	5	WESTERN MICHIGAN (11/13/17)
	5	vs Illinois State (11/16/17)
3 PT FG ATTEMPTS	16	vs Illinois State (11/16/17)
	19	at Wofford (11/10/17)
3 PT FG PERCENTAGE	.238 (5-21)	WESTERN MICHIGAN (11/13/17)
	.313 (5-16)	vs Illinois State (11/16/17)
FREE THROWS MADE	12	at Wofford (11/10/17)
	13	WESTERN MICHIGAN (11/13/17)
FREE THROW ATTEMPTS	16	at Wofford (11/10/17)
	25	WESTERN MICHIGAN (11/13/17)
FREE THROW PERCENTAGE	.520 (13-25)	WESTERN MICHIGAN (11/13/17)
	.718 (28-39)	vs Illinois State (11/16/17)
REBOUNDS	28	at Wofford (11/10/17)
	32	WESTERN MICHIGAN (11/13/17)
ASSISTS	7	at Wofford (11/10/17)
	12	WESTERN MICHIGAN (11/13/17)
STEALS	3	at Wofford (11/10/17)
	8	vs Illinois State (11/16/17)
BLOCKED SHOTS	0	at Wofford (11/10/17)
	2	vs Illinois State (11/16/17)
TURNOVERS	11	WESTERN MICHIGAN (11/13/17)
	13	at Wofford (11/10/17)
FOULS	16	at Wofford (11/10/17)
	20	vs Illinois State (11/16/17)





2017-18 South Carolina Basketball  
South Carolina Player High/Low Analysis (as of Nov 16, 2017)  
All games

South Carolina - I N D I V I D U A L G A M E H I G H S

Points	15		GRAVETT, Hassani vs Western Michigan (11/13/17)
	14		BOOKER, Frank vs Western Michigan (11/13/17)
	13		KOTSAR, Maik at Wofford (11/10/17)
	12		BOOKER, Frank at Wofford (11/10/17)
	10		BOOKER, Frank vs Illinois State (11/16/17)
	10		GRAVETT, Hassani vs Illinois State (11/16/17)
	10		SILVA, Chris vs Illinois State (11/16/17)
	10		KOTSAR, Maik vs Western Michigan (11/13/17)
	10		SILVA, Chris vs Western Michigan (11/13/17)
	10		MYERS, Wesley at Wofford (11/10/17)
	10		HAASE, Felipe at Wofford (11/10/17)
Field Goals Made	5		BOOKER, Frank vs Western Michigan (11/13/17)
	5		KOTSAR, Maik at Wofford (11/10/17)
Field Goal Att.	13		GRAVETT, Hassani vs Illinois State (11/16/17)
	10		BOOKER, Frank vs Illinois State (11/16/17)
	10		KOTSAR, Maik vs Western Michigan (11/13/17)
	10		KOTSAR, Maik at Wofford (11/10/17)
FG Pct (min 5 made)	.625	(5-8)	BOOKER, Frank vs Western Michigan (11/13/17)
	.500	(5-10)	KOTSAR, Maik at Wofford (11/10/17)
3-Point FG Made	3		BOOKER, Frank vs Illinois State (11/16/17)
	3		GRAVETT, Hassani vs Western Michigan (11/13/17)
	3		BOOKER, Frank vs Western Michigan (11/13/17)
	3		BOOKER, Frank at Wofford (11/10/17)
3-Point FG Att.	10		BOOKER, Frank vs Illinois State (11/16/17)
	10		GRAVETT, Hassani vs Illinois State (11/16/17)
3-Pt FG Pct (min 2 made)	1.000	(3-3)	GRAVETT, Hassani vs Western Michigan (11/13/17)
	.667	(2-3)	HAASE, Felipe at Wofford (11/10/17)
Free Throws Made	10		SILVA, Chris vs Illinois State (11/16/17)
	5		SILVA, Chris at Wofford (11/10/17)
Free Throw Att.	14		SILVA, Chris vs Illinois State (11/16/17)
	6		MINAYA, Justin vs Illinois State (11/16/17)
	6		HAASE, Felipe vs Western Michigan (11/13/17)
	6		KOTSAR, Maik vs Western Michigan (11/13/17)
	6		SILVA, Chris at Wofford (11/10/17)
FT Pct (min 3 made)	1.000	(4-4)	GRAVETT, Hassani vs Western Michigan (11/13/17)
	.833	(5-6)	SILVA, Chris at Wofford (11/10/17)
Rebounds	10		SILVA, Chris vs Western Michigan (11/13/17)
	10		SILVA, Chris at Wofford (11/10/17)
Assists	5		GRAVETT, Hassani vs Illinois State (11/16/17)
	4		BOOKER, Frank vs Illinois State (11/16/17)
	4		KOTSAR, Maik at Wofford (11/10/17)
Steals	2		KOTSAR, Maik vs Illinois State (11/16/17)
	2		KOTSAR, Maik vs Western Michigan (11/13/17)
	2		SILVA, Chris at Wofford (11/10/17)
Blocked Shots	3		SILVA, Chris vs Illinois State (11/16/17)
	2		SILVA, Chris at Wofford (11/10/17)
Turnovers	5		SILVA, Chris at Wofford (11/10/17)
	4		KOTSAR, Maik vs Illinois State (11/16/17)
Fouls	5		SILVA, Chris vs Illinois State (11/16/17)
	5		BEATTY, David vs Illinois State (11/16/17)
	5		KOTSAR, Maik vs Illinois State (11/16/17)
Minutes	33		GRAVETT, Hassani vs Illinois State (11/16/17)
	30		BOOKER, Frank vs Western Michigan (11/13/17)

29	HAASE, Felipe vs Illinois State (11/16/17)
29	KOTSAR, Maik vs Western Michigan (11/13/17)
28	BOOKER, Frank vs Illinois State (11/16/17)



2017-18 South Carolina Basketball  
South Carolina Opponent High/Low Analysis (as of Nov 16, 2017)  
All games

OPPONENT INDIVIDUAL GAME HIGHS

Points	23	WILDER, Thomas vs Western Michigan (11/13/17)
	18	Yarbrough, Milik vs Illinois State (11/16/17)
	17	Evans, Keyshawn vs Illinois State (11/16/17)
	17	Fletcher Magee at Wofford (11/10/17)
	14	Fayne, Phil vs Illinois State (11/16/17)
Field Goals Made	8	WILDER, Thomas vs Western Michigan (11/13/17)
	7	Fletcher Magee at Wofford (11/10/17)
Field Goal Att.	17	Fletcher Magee at Wofford (11/10/17)
	16	WILDER, Thomas vs Western Michigan (11/13/17)
FG Pct (min 5 made)	.545 (6-11)	Fayne, Phil vs Illinois State (11/16/17)
	.500 (8-16)	WILDER, Thomas vs Western Michigan (11/13/17)
3-Point FG Made	3	Evans, Keyshawn vs Illinois State (11/16/17)
	3	Fletcher Magee at Wofford (11/10/17)
3-Point FG Att.	9	Fletcher Magee at Wofford (11/10/17)
	6	Evans, Keyshawn vs Illinois State (11/16/17)
	6	JONES, Reggie vs Western Michigan (11/13/17)
3-Pt FG Pct (min 2 made)	1.000 (2-2)	Matthew Pegram at Wofford (11/10/17)
	.500 (3-6)	Evans, Keyshawn vs Illinois State (11/16/17)
	.500 (2-4)	MOORE, Bryce vs Western Michigan (11/13/17)
Free Throws Made	14	Yarbrough, Milik vs Illinois State (11/16/17)
	8	Evans, Keyshawn vs Illinois State (11/16/17)
Free Throw Att.	17	Yarbrough, Milik vs Illinois State (11/16/17)
	11	Evans, Keyshawn vs Illinois State (11/16/17)
FT Pct (min 3 made)	1.000 (4-4)	Matthew Pegram at Wofford (11/10/17)
	.824 (14-17)	Yarbrough, Milik vs Illinois State (11/16/17)
Rebounds	10	Fayne, Phil vs Illinois State (11/16/17)
	9	Cameron Jackson at Wofford (11/10/17)
Assists	6	Yarbrough, Milik vs Illinois State (11/16/17)
	4	JONES, Reggie vs Western Michigan (11/13/17)
	4	WILDER, Thomas vs Western Michigan (11/13/17)
	4	Storm Murphy at Wofford (11/10/17)
Steals	6	WILDER, Thomas vs Western Michigan (11/13/17)
	3	Williams, Madison vs Illinois State (11/16/17)
	3	MOORE, Bryce vs Western Michigan (11/13/17)
Blocked Shots	3	DAVIS, Josh vs Western Michigan (11/13/17)
	2	JONES, Reggie vs Western Michigan (11/13/17)
Turnovers	6	Yarbrough, Milik vs Illinois State (11/16/17)
	4	Donovan Theme-Love at Wofford (11/10/17)
	4	Derrick Brooks at Wofford (11/10/17)
Fouls	5	Bruninga, Taylor vs Illinois State (11/16/17)
	5	IKONGSHUL, Adida vs Western Michigan (11/13/17)
	5	JOHNSON, Brandon vs Western Michigan (11/13/17)
	5	DAVIS, Josh vs Western Michigan (11/13/17)