







2017 SOUTH CAROLINA GAMECOCK SOFTBALL

Contact: Koby Padgett ♦ **Office:** (803) 777-8017 ♦ **Cell:** (803) 386-8345 ♦ **Fax:** (803) 777-2967 ♦ **E-mail:** kpadgett@sc.edu
Web: GamecocksOnline.com ♦ **Address:** 1304 Heyward St., Rice Athletics Center, Columbia, SC 29208

2017 Schedule/Results (17-5)			
Date	Opponent	W	L Score/Time
2/10	Ohio# (SECN+)	W	10-0 (5)
2/10	Presbyterian# (SECN+)	W	8-0 (5)
2/11	Longwood# (SECN+)	W	1-0 (9)
2/12	Presbyterian# (SECN+)	W	14-0 (5)
2/12	Charlotte# (SECN+)	W	2-1
2/17	Texas% (LHN)	W	9-4
2/17	Indiana% (LHN-Delay)	W	13-5 (5)
2/18	Indiana% (LHN-Delay)		Cancelled
2/18	Louisiana Tech% (LHN-Delay) W		4-3
2/19	Louisiana Tech% (LHN-Delay) L		1-5
2/22	North Carolina L		3-7
2/24	North Dakota St.& (SECN+)W		1-0
2/25	North Dakota St.& (SECN+)W		1-0
2/25	Col. of Charleston& (SECN+) W		5-4 (8)
2/26	Col. of Charleston& (SECN+) W		8-2
2/28	Winthrop (SECN+) W		8-0 (5)
2/28	Winthrop (SECN+) W		1-0
3/3	Northwestern@ L		4-6
3/4	Indiana@ W		8-0 (5)
3/4	No. 20/20 Arizona State@ L		3-4 (9)
3/5	No. 7/8 UCLA@ L		2-5
3/5	Long Beach State@ W		4-2
3/8	Virginia Tech (SECN+) W		4-3
3/10	No. 14/13 Tennessee* (SECN+)		6 PM
3/11	No. 14/13 Tennessee* (SECN+)		1 PM
3/12	No. 14/13 Tennessee* (SECN+)		1 PM
3/15	USC Upstate (SECN+) W		6 PM
3/17	Florida* (SECN+) W		6 PM
3/18	Florida* (SECN+) W		2 PM
3/19	Florida* (SECN+) W		1 PM
3/21	Gardner-Webb (SECN+) W		4 PM
3/24	Alabama* W		7:30 PM
3/25	Alabama* W		3 PM
3/26	Alabama* W		2:30 PM
3/28	Furman (SECN+) W		6 PM
4/1	Texas A&M* (SECN) W		6 PM
4/2	Texas A&M* (SECN) W		7 PM
4/3	Texas A&M* (SECN) W		7 PM
4/5	Georgia Southern (SECN+) W		5 PM
4/7	Mississippi State* W		7 PM
4/8	Mississippi State* W		1 PM
4/9	Mississippi State* W		1 PM
4/11	Coastal Carolina W		5 PM
4/13	Mercer (SECN+) W		5 PM
4/14	Florida State (SECN+) W		6 PM
4/15	Florida State (SECN+) W		1 PM
4/18	Charleston Southern (SECN+) W		5 PM
4/18	Charleston Southern (SECN+) W		Game 2
4/21	Auburn* (SECN+) W		6 PM
4/22	Auburn* (SECN+) W		2 PM
4/23	Auburn* (SECN+) W		1 PM
4/28	Georgia* W		6 PM
4/29	Georgia* W		2 PM
4/30	Georgia* W		2 PM
5/5	LSU* (SECN) W		7 PM
5/6	LSU* (SECN) W		6 PM
5/7	LSU* (SECN) W		12 PM
5/10-13	SEC Tournament! (SECN)		TBD
5/19-21	NCAA Regionals		TBD
5/26-28	NCAA Super Regionals		TBD
6/1-7	NCAA Women's College World Series		TBD

Bold indicates home game All times Eastern
 * - Southeastern Conference game
 # - Carolina Classic
 % - Texas Invitational (Austin, Texas)
 & - Gamecock Invitational
 @ - Judi Garman Classic (Fullerton, Calif.)
 ! - (Knoxville, Tenn.)
 (LHN) - Longhorn Network
 (SECN) - SEC Network (SECN+) - SEC Network +

Upcoming Opponents (Records as of March 8)			
 No. 14/13 Tennessee (19-2) March 10-12 • 6, 1, & 1 PM Lee Softball Stadium Series History UT leads 37-17 Trend UT won last 2 Last Series SC won 2 (3/13-15/15)	 USC Upstate (19-3) March 15 • 6 PM Carolina Softball Stadium Series History SC lead 4-3 Trend SC won last 3 Last Meeting SC won 7-5 (4/13/16)	 Florida (20-1) March 17-19 • 2:30 PM Carolina Softball Stadium Series History UF leads 42-20 Trend UF won 4 of last 5 Last Series UF swept (4/3-4/15)	 Gardner-Webb (7-15) March 21 • 4 PM Carolina Softball Stadium Series History SC lead 4-0 Trend SC won all 4 Last Meeting SC won 7-0 (2/22/14)

Live Coverage

Video Coverage: SEC Network + (Fri.)/SEC Network (Sat.-Sun.) **Live Stats:** Gamecocks.StatBroadcast.com
Play-by-Play: Vince Ferrara/Mark Neely **Analyst:** India Chiles/Jenny Dalton-Hill

Inside

- ✓ Head coach Beverly Smith (p. 2)
- ✓ Gamecocks in the NCAA stat rankings (p. 7)
- ✓ Some of the outstanding performers of 2017 (p. 3-5)
- ✓ Accolades heaped on Gamecocks before arriving (p. 8)
- ✓ Daunting schedule ahead for SC (p. 4)
- ✓ Gamecock honor roll (p. 8 sidebar)
- ✓ Gamecocks off the field (p. 5)
- ✓ Win-loss summary, polls, misc. batting stats (p. 9)
- ✓ SEC standings and stat rankings for SC (p. 5)
- ✓ Current players on SC's career lists (p. 10)
- ✓ Looking at Tennessee, series history and more (p. 6)
- ✓ South Carolina's roster, its breakdown & pronunciations

2017 South Carolina Pitching Staff (in order of innings pitched)

No.	Name	Ht.	Class	ERA	W-L	App-GS	Sv	IP	BB	SO	HRA	Avg.	WP	HBP	III.	P
33	Nickie Blue	6-1	Sr.	2.14	7-2	15-6	2	55.2	15	38	4	.236	2	0	0	
10	Jessica Elliott	5-8	Sr.	1.55	7-2	14-8	1	54.1	26	44	3	.167	3	5	0	
9	Cayla Drotar	5-6	Fr.	1.02	3-1	9-8	0	34.1	18	19	1	.205	1	2	0	

Projected Starting Lineup (based on previous games)

Pos.	Name	B/T	Ht.	Class	Avg/OBP/SLG	Notes
C	Jordan Augustus	R/R	5-4	Jr.	.217/.367/.261	Led Gamecocks during 4-win Gamecock Invite
or						
C	Alyssa VanDerveer	R/R	5-7	Jr.	.391/.481/.870	Homered twice at North Carolina 2/24
1B	Kaylea Snaer	R/R	5-9	Sr.	.302/.416/.524	Tied for third in program history in HR
2B	Mackenzie Boesel	L/R	5-5	Fr.	.397/.500/.662	SEC Freshman of the Week March 6
3B	Kamryn Watts	L/R	5-6	Jr.	.297/.348/.297	Two three-hit games in Texas Invitational
SS	Krystan White	R/R	5-6	Jr.	.377/.473/.557	Starter settled at SS now, has six doubles
OF	Kennedy Clark	L/L	5-5	So.	.300/.397/.380	Starts in both outfield corners
OF	Tiara Duffy	L/L	5-9	Jr.	.298/.377/.447	Has two game-ending plays this year
or						
LF	Taylor Williams	R/R	5-10	Sr.	.194/.350/.323	Getting on base the hard way (5 HBP)
RF/DP	Victoria Williams	L/R	5-6	Sr.	.250/.333/.411	Reached base all four times vs. Virginia Tech 3/8
or						
DP	Shannon Plese	L/L	5-8	Jr.	.333/.409/.444	GW RBI double vs. Winthrop (game 2, 2/28)

2017 Coaching Staff
Head Coach Beverly Smith (pitching coach) **Volunteer Assistant** Matt Stewart (first base coach)
Associate Head Coach Lisa Navas (third base coach) **Director of Operations** Kacey Friedman
Assistant Coach Calvin Beamon (hitting coach)



Follow on Twitter @scsbcoach_bev

South Carolina Coaching Highlights

- Led Gamecocks to 4 NCAA Tournaments in 6 years
- 2nd winningest coach in SC Softball history
- Recruited and coached 2015 First-Team All-American Alaynie Page
- Coached five All-Region and three All-SEC players
- Team has matched or improved its win total the last four seasons and improved its RPI finish in each year
- That includes an RPI finish at 24 in 2016

Coaching Timeline

2011-present.....Head coach, South Carolina
 2008-10.....Associate head coach, North Carolina
 2005-2008.....Assistant head coach, North Carolina
 1998-2002, 2004.....Assistant coach, North Carolina
 1997.....Assistant coach, Tampa Bay FireStix (WPSL)
 1996-1998.....Head coach, Episcopal High School (Bellaire, Texas)

Smith's South Carolina Record

Year	Record	Final NCAA RPI	NCAA Finish
2011	26-30	82	--
2012	23-32	99	--
2013	34-25	37	Austin Regional Finals
2014	36-22	34	Tallahassee Regional
2015	38-22	32	Tallahassee Regional
2016	38-23	24	Tall. Regional Final
2017	16-5	?	?
7 years	211-159		4 NCAA Regionals

North Carolina Coaching Career Highlights

- Helped UNC to eight NCAA Tournament appearances
- Recruited and coached five All-Americans
- Coached 32 All-Region and 37 All-ACC players
- That includes three-time ACC Player of the Year and two-time All-American Danielle Spaulding

North Carolina Playing Career Highlights

- 1994 ACC Player of the Year, first in UNC history
- 1994 All-Southeast Region Player
- ACC 50th Anniversary Team
- Tossed two career no-hitters
- Tied for 17th in NCAA Division I history in triples (27)
- Still ranks in the top 10 at UNC in 11 career stats (seven offensive, four pitching)

Education

North Carolina, 1994
 B.A., Speech communications & Political science

Playing Timeline

1991-1994.....North Carolina
 1997.....Tampa Bay FireStix (WPSL)

South Carolina has seen its star rise again in the collegiate softball world, and head coach Beverly Smith has guided that process since arriving as head coach in July of 2010. She oversees all aspects of the program and works most closely on the field with the pitchers. As a head coach, Smith's overall record is 195-154, becoming only the second Gamecock softball coach with over 100 career wins.

From 2013-16, Smith has guided the Gamecocks to four-consecutive NCAA Tournament appearances, twice making the regional championship round. The team has matched or exceeded its win total from the previous year in each of those campaigns, rising to 38 in both 2015 and 2016. The team's offense has posted some of its strongest seasons during Smith's tenure, setting 25 team program records in her six years at the helm. In the per-game team records, Smith's group holds eight of the 16 tracked. Gamecock pitching has improved markedly during that same tenure. From 2013-15, Smith's staff improved its strikeout-to-walk ratio in each season, while the 2016 group posted the program's lowest earned-run average (2.82) since 2008.

Many Gamecocks have broken out with their hard work under the watchful eye of Smith and her coaching staff. In 2016, Kaylea Snaer led NCAA Division I in doubles and broke the Gamecocks' and Southeastern Conference's single-season marks, settling at 27 on the year. Alaynie Page set five single-season records, including a new program record of 15 home runs for a Gamecock during her 2015 NFCA First-Team All-America campaign, the first for a Gamecock under Smith. Tiara Duffy also earned Southeastern Conference All-Freshman Team honors in 2015.

In 2014, Ashlyn Masters posted 15 single-season top-15 marks, including setting what was a new record of 0.34 doubles per game en route to NFCA Second-Team All-Southeastern Region accolades. Snaer and Nickie Blue also earned SEC All-Freshman Team honors during the year, with Blue leading the nation in saves as well as making the inaugural NFCA Division I Freshman of the Year watch list.

In Smith's first three years, Samie Garcia paced the team at the plate in many regards. As a senior, Garcia gained 2013 First-Team Easton All-America recognition after hitting .397 on the campaign. The year prior, Lauren Lackey earned second-team Easton All-America honors, hitting .401 on the year, becoming the seventh Gamecock to hit .400 during a season. Page, Garcia and Lackey all gained All-SEC honors under Smith's leadership during their career.

Two Gamecocks have moved onto the National Pro Fastpitch circuit. Garcia spent three years in the league with the NY/NJ Comets and the Pennsylvania Rebellion, getting drafted by the Comets in the fourth round of the 2013 College Draft. Page played for the NPF's 2016 champs, the Chicago Bandits.

Not only have pros come from Smith's time at South Carolina, but she's also developed a coaching tree six years in. Two of her former players and graduate assistant managers, Ashley Chastain and Kaela Jackson, serve on the Michigan State staff, while two former volunteer assistants are assistant coaches at big-name schools (Laura Trout, Illinois; Chrissy Schoonmaker, UConn). In all, six former players or staff members are coaching elsewhere.

Prior to coming to South Carolina, Smith served as the top assistant at North Carolina, working mostly with the pitchers and catchers. The final three years, she was the associate head coach after nine as an assistant. Smith helped the Tar Heels to two Atlantic Coast Conference titles in 2001 and 2008 and eight of their nine NCAA Tournament appearances. She served as the lead recruiter for the Tar Heels during that time, helping to bring in five All-Americans into the UNC program. She also helped North Carolina achieve a top-25 ranking in the USA Today/NFCA Coaches Poll at least once per season from 2006-10.

She coached a pitching staff that ranked in the top 10 in the nation in ERA in three of her final four seasons at North Carolina. Her top pupil was three-time All-American and two-time ACC Player of the Year Danielle Spaulding. During her final three seasons, Spaulding finished in the nation's top six in strikeouts per seven innings. In 2010, Spaulding was the toughest pitcher in the country to hit against, as she yielded just 2.61 hits per seven innings. In 2009, Spaulding led the country with 14.3 strikeouts per seven innings.

A standout player for head coach Donna Papa before joining her staff, Smith was the 1994 ACC Player of the Year. A dual threat, Smith still ranks ninth in Tar Heel history in slugging percentage, second in triples, third in RBI, fifth in shutouts and seventh in ERA. Smith was honored as one of the top 50 softball players in ACC history during the league's 50th-anniversary celebration in 2002.

In addition to her coaching, Smith has been a speaker/clinician at many camps and conventions. She graduated from North Carolina in 1994 with a double major in speech communications and political science.

GAMECOCKS HEAD TO KNOXVILLE FOR SEC OPENING WEEKEND VS. NO. 14/13 TENNESSEE

- South Carolina starts Southeastern Conference play with a road series at No. 14/13 Tennessee.
- Friday's 6 p.m. game is on SEC Network + via WatchESPN, while both Saturday and Sunday's contests, set for 1 p.m. ET, are showing on the SEC Network as part of the opening weekend's slate of games, which includes a Saturday tripleheader and a Sunday doubleheader.

GAMECOCK PITCHING POSTING STELLAR RESULTS

- South Carolina's pitching staff has a 1.65 ERA through 22 games.
- The team ranked 21st in the NCAA Division I stats through March 7.
- In February, South Carolina's pitching tallied eight shutouts, tying 2014 for the most in the 2000s during the first month of the season.
- Senior Jessica Elliott tossed the first solo no-hitter in seven years with her five-inning blanking of Winthrop in the first game of Feb. 28's doubleheader.
- Twice more, Gamecock starters have tallied one-hitters, with two more two-hitters in the books.
- Both Elliott and senior Nickie Blue have three complete games, with Elliott finishing out one more complete-game shutout than Blue.
- Freshman Cayla Drotar has two complete-game shutouts as well, including a one-hitter in her debut against Presbyterian.

TWO FRESHMEN MAKING IMPACT EARLY IN 2017

- Freshmen Mackenzie Boesel and Cayla Drotar have played pivotal roles in South Carolina's success so far in 2017.
- Boesel has produced with a team-best .397 batting average, .500 on-base percentage, four home runs and 21 RBI.
- The March 6 SEC Freshman of the Week, Boesel posted a .550 batting average, two home runs and eight RBI in the prior seven games, including a three-run blast against No. 20/20 Arizona State.
- She also drove in both Gamecock runs in the contest against No. 7/8 UCLA with her double.
- A three-time South Carolina Gatorade Player of the Year, Drotar is 3-1 with a 1.02 ERA in 34.1 innings of work.
- In her first career start against Presbyterian, she twirled a one-hitter.
- That beginning harkens back to another in-state pitcher's debut back in 2011, when Julie Sarratt no-hit Coastal Carolina in her first go in the circle on Feb. 12, 2011.

WHITE LEADING THE OFFENSE IN EARLY PART OF 2017

- Krystan White enters the fifth week of play among the Gamecocks' offensive leaders.
- Much like in her 2016 season, the junior from Chesterfield, S.C., opened up eyes with her bat in her first chance to start.
- She had a perfect opening day, going 2-for-2 against both Ohio and Presbyterian.
- Three of the four hits went for extra bases: the homer joined with a double against the Bobcats and another double against the Blue Hose.
- She also showed her versatility, starting at both second and third while making stellar plays at both.
- She added a team-best five RBI during the Texas Invitational, starting all four games.
- White is now second on the team with 19 RBI and a .377 batting average, taking over at shortstop.
- In 2016, she led the team both in opportunities (21) and RBI (15) with runners on third and less than two outs.

BLUE CLIMBING THE GAMECOCK PITCHING CHARTS

- Senior Nickie Blue claimed South Carolina's saves record with a two-inning shutout showing on Fri., Feb. 24 against North Dakota State.
- With the save against Long Beach State, Blue moved into the top 10 in NCAA Division I history in career saves, and her next one pushes her into the top five (updated list on page 4).
- Blue's also moved up South Carolina's lists in innings pitched, wins, shutouts and strikeouts in 2017. All those advances up the charts can be found on page 10.
- She's producing ground outs at a 68-percent rate this season (83-39), the best percentage of her career, which stood at 62 percent entering the season (777-472).
- Blue became the fourth Gamecock pitcher in history with back-to-back 200-inning years, joining Angie Lear (1990-91), Darlene Gareis (3 years, 1992-94) and Megan Matthews (4 years, 1999-2002) on that list.
- In 2015, Blue posted over 200 innings in the circle and an ERA under 2.00, one of two in the SEC to post such numbers (Lauren Haeger of Florida the other).

SOUTH CAROLINA SOFTBALL HISTORICAL RECORD

- South Carolina has played 2,207 games in its softball history, going 1433-767-7 (.651) in its 41st season of sponsorship.

SCHOOL QUICK FACTS

Location	Columbia, S.C.
Founded	1801
Enrollment	31,288
Colors	Garnet (PMS 202C) and Black
Nickname	Gamecocks
Affiliation	Southeastern (Eastern Division)
President	Dr. Harris Pastides
Athletic Director	Ray Tanner
Senior Associate AD/SWA	Judy Van Horn
Senior Associate AD (Sport Supervisor)	Charles Bloom
Faculty Athletics Representative	Dr. Zach Kelehear

HOME FIELD/PROGRAM HISTORY

Home Field	Carolina Softball Stadium at Beckham Field
Capacity	1,480
Dimensions	L-200, C-220, R-200, Alleys-210
NCAA Tournament Appearances	18
NCAA Super Regional Appearances	1
NCAA College World Series Appearances	3
AIAW College World Series Appearances	5
SEC Championships	1
SEC Eastern Division Championships	4
SEC Tournament Championships	2

2016 RESULTS/ROSTER INFO

2016 Record	38-23
2016 Conference Record	7-17
2016 Conference Finish	11th
Postseason	NCAA Regional Finals
Letterwinners Returning/Lost	14/7
Position Starters Returning/Lost	6/4
Pitchers Returning/Lost	3/0
Newcomers	6

MEDIA INFORMATION

Assistant AD/Media Relations	Steve Fink
Asst. Director/Softball Contact	Koby Padgett
Office Phone	(803) 777-8017
Email	kpadgett@sc.edu
Personal Phone	(803) 386-8345
Office FAX	(803) 777-2967
Department Website	GamecocksOnline.com
Team Website	GamecockSoftball.com
Dept. Twitter	Twitter.com/GamecocksOnline
Team Twitter	Twitter.com/GamecockSoftball
Team Instagram	Instagram.com/GamecockSoftball
Dept. Facebook	facebook.com/GamecocksOnline
Team Facebook	facebook.com/GamecockSoftball
Mailing Address	1304 Heyward St. Rice Athletics Center Columbia, SC 29208

INTERVIEWS/PRACTICE SCHEDULE

South Carolina practices in the weekday afternoons at Carolina Softball Stadium at Beckham Field, located in the Athletics Village. Mondays are normally off days. Interviews are preferred around practice times, either before 2 p.m. or after 5 p.m. Please contact Koby Padgett at least 24 hours before to schedule your interview.

PREFERRED ABBREVIATIONS

When needing to abbreviate South Carolina for your scoreboard or broadcast boxes, the preferred shortenings are S. Carolina or SC. Please refrain from using USC or SCAR when referring to the University of South Carolina. Proper logos and wordmarks can be emailed for use by any media outlet upon request. Thanks for your help.

**NICKIE BLUE ON THE
NCAA CAREER SAVES CHART**

Rk	Player, Team	Years	Saves
1.	Kellie Wilkerson, Miss. State	1999-02	32
2.	Kelly Nichols, Notre Dame	1995-98	42
3.	Mallory Aldred, Canisius	2006-09	21
	Chrissy Owens, Alabama	2005-08	21
5.	Taylor Sigmon, Western Caro.	2013-16	20
	Sara Nevins, USF	2011-14	20
	Kandice Irwin, Chattanooga	2008-11	20
8.	Nickie Blue, SC	2014-	19
	Rebekah Schmidt, Drake	2012-15	19
	Andrea Zappia, Valparaiso	2005-08	19
	Lisa Ferguson, Baylor	2004-07	19
	Lori Thompson, Cal Poly Pomona	1987-89	19

**GAMECOCKS AMONG
ACTIVE LEADERS IN NCAA DIVISION I**

DOUBLES

Rk	Player, Team	2B
1.	Delaney Spaulding, UCLA	51
2.	Kaylea Snaer, SC	48
	Elizabeth Snow, Albany	48
	Ali Aguilar, Washington	48
5.	Caroline Seitz, Mississippi State	47
	Kasey Cooper, Auburn	47

APPEARANCES

Rk	Player, Team	App.
1.	Jordan Dixon, Marshall	169
2.	Nickie Blue, SC	151
	McKenna Bull, BYU	151
4.	Savannah Jo Dorsey, Ohio	149
5.	Kaitlyn Malone, Wichita State	142

SAVES

Rk	Player, Team	SV
1.	Nickie Blue, SC	19
2.	Delanie Gourley, Florida	14
	Shelby Hursh, Ohio State	14
4.	Manda Cash, Dayton	13
	Krissy Fortner, New Mexico	13

**2017 GAMECOCKS' LAST AT-BAT
GAME-WINNING PLAYS**

Tiara Duffy (SB, E2)	vs. Longwood, 2/11
Mackenzie Boesel (GO)	vs. Charlotte, 2/12
Kaylea Snaer (HR)	vs. College of Charleston, 2/25
Shannon Plese (2B)	vs. Winthrop-2, 2/28
Tiara Duffy (1B)	vs. Virginia Tech, 3/8

Italics means play came in extra innings

CALI CONNECTION SHOWS OUT IN HOMESTEAD

- Six of South Carolina's players hail from California, including four everyday starters, and that quartet put on a show playing in front of family and friends in the Judi Garman Classic.
- Freshman Mackenzie Boesel earned SEC Freshman of the Week honors after ranking fifth in the tourney in batting average (.571), posting eight hits, six RBI and four walks.
- Senior Kaylea Snaer doubled twice and hit .400 on the trip, moving within a two-bagger of advancing on both the Gamecocks' career doubles and total-base charts.
- Sophomore Kennedy Clark doubled twice in the Indiana win and hit .375 on the weekend.
- Junior Kamryn Watts stole a pair of bases while batting .316 in the five games.
- Boesel, Snaer and Watts all reached base in all five outings, while Clark did so in the first three.
- It was the Gamecocks' third straight season to play in the Golden State (2015 Mary Nutter Classic, 2016 UCSB Gaucho Classic).

BLUE, SNAER AMONG NCAA DIVISION I ACTIVE LEADERS

- Gamecock seniors Nickie Blue and Kaylea Snaer both rank among NCAA Division I's active leaders in some statistical categories, seen on the chart in the sidebar.
- Blue ranks second in the nation in appearances with 151 in her career, while she leads the country with 19 career saves.
- Snaer is tied for second in career doubles with 48.
- The duo both hold NCAA season statistical plaques: Snaer for doubles in 2016 and Blue for saves in 2014.

THE SCHEDULE HAS NEVER BEEN TOUGHER

- The 2017 schedule is the toughest compiled to date by head coach Beverly Smith.
- The Gamecocks are set to play 33 of their 56 regular-season games against teams who made the 2016 NCAA Tournament.
- South Carolina is scheduled to play at least one NCAA Tournament team each weekend except for one: the SEC trip to Mississippi State, who ended 2016 with a 39 RPI and was ineligible for postseason play (26-31 record).
- On the docket are 15 games against Women's College World Series teams and another three against last year's top seed in the NCAA Tournament (and defending SEC champs), Florida, who lost in super regional play to Georgia.
- A total of 45 of the Gamecocks' scheduled games come against teams that finished in the top 100 of the NCAA's Ratings Percentage Index last year. Of those, 41 are against the top-76 teams and 33 are versus the top 50.
- The Gamecocks play four defending regular-season conference champs: Florida (SEC), Florida State (ACC), Longwood (Big South) and North Dakota State (Summit) as well as the Atlantic Sun (USC Upstate) and SEC (Auburn) Tournament champs from 2016.
- Of the preseason top 25 in both major polls, the Gamecocks are slated to take on nine of them, including four of the top five and eight of the top 10 (seven in the NFCA poll).
- Seven of those nine are in SEC play, accounting for 21 games.
- South Carolina, who had 13 points in the NFCA/USA Today Preseason poll, also has five games against teams receiving votes in between the two polls.

COMEBACKS BECOMING REGULAR OCCURRENCE FOR GAMECOCKS

- In the first 22 games, South Carolina has come from behind to capture a win six times.
- Five other times, the Gamecocks have picked up a walk-off win, twice in extra innings.
- Last season, the Gamecocks won seven games entering the seventh either tied or down, and this year's team has five, more than halfway to that mark.
- All the last at-bat wins can be seen in the chart on the right.

SOUTH CAROLINA STAFF HAS TOP CREDENTIALS

- Gamecock head coach Beverly Smith has been a part of 12 NCAA Tournament teams as a coach (eight at UNC, four at South Carolina).
- Associate head coach Lisa Navas has been to six NCAA Tournaments as an assistant coach (four at SC, one each at UNC and Missouri) and eight as a head coach (six Division II at Barry, two at NC State). Her 1998 Barry squad played in the national championship game.
- *Navas has been selected to be a part of the 2017-19 USA Softball Women's National Team coaching pool alongside 21 other coaches.*
- Assistant coach Calvin Beamon has three titles to his credit as a player, the biggest a College World Series title at Texas during 2005.
- He also won the NJCAA Division I title in 2003 at the College of Southern Nevada and a high school state championship at Smoky Hill High School in Cherry Creek, Colo.
- Volunteer assistant Matt Stewart worked the past three years at Florida, serving as a manager for both of the Gators' national title wins.

SEC STANDINGS										
	SEC	Pct.	All	Pct.	H	A	N	Top 25	Last 10	Streak
Florida	0-0	.000	20-1	.952	4-1	2-0	14-0	4-0	10-0	W12
Texas A&M	0-0	.000	19-1	.950	14-1	0-0	5-0	4-0	9-1	W4
Arkansas	0-0	.000	19-1	.950	7-0	3-1	9-0	0-0	10-0	W11
Alabama	0-0	.000	21-2	.913	14-0	4-2	3-0	1-2	10-0	W14
Auburn	0-0	.000	20-2	.909	17-1	0-0	3-1	2-2	9-1	W6
Tennessee	0-0	.000	19-2	.905	6-0	2-0	11-2	1-1	8-2	W6
Mississippi	0-0	.000	17-2	.895	5-0	2-0	10-2	2-1	10-0	W14
Georgia	0-0	.000	19-3	.864	17-0	0-0	2-3	0-2	7-3	W7
Mississippi State	0-0	.000	19-3	.864	15-2	1-0	3-1	0-0	10-0	W14
LSU	0-0	.000	18-4	.818	14-2	1-0	3-2	0-3	7-3	W2
South Carolina	0-0	.000	17-5	.773	12-0	1-1	4-4	0-2	7-3	W2
Kentucky	0-0	.000	13-4	.765	0-0	4-1	9-3	1-2	9-1	W8
Missouri	0-0	.000	11-8	.579	3-3	2-0	6-5	2-3	5-5	W2

As of games played on March 8, 2017

SNAER BACK TO THREATEN MORE RECORDS

- First baseman Kaylea Snaer ended 2016 with 27 doubles, leading the nation and tying for fourth in a single season in NCAA Division I history with five others.
- The senior produced a strong weekend in Texas, hitting a team-best .417 in the four games while blasting her first two home runs of the year along with a double.
- Snaer earned a spot on the 2016 CoSIDA Academic All-District 4 team, the 17th Gamecock to garner selection.
- Snaer came through with big home runs twice to help the Gamecocks down ranked teams.
- With two outs, two on and on an 0-2 count, Snaer hit her sixth homer of the year to tie the game against No. 17/15 Missouri, a game SC won an inning later on Taylor Williams' pinch-hit homer.
- Snaer also hit the game-winning home run in the eighth against No. 12/12 Georgia on Monday, March 21, clinching the series win.
- This year, she's already added a walk-off blast with her eighth-inning HR to down College of Charleston on Feb. 25.
- She entered her senior year ranking first in SC history in doubles per game and walks per game and second in RBI per game.
- She is in the top 15 in a number of other categories (see full updates on page 10).

GAMECOCKS OFF THE DIAMOND

- The Gamecocks post their third-highest team GPA in the past 10 years last spring (3.456).
- Off the 2016 roster of 20 students, 17 Gamecocks earned SEC Academic Honor Roll nods.
- Fourteen 2015-16 Gamecocks garnered NFCA Scholar-Athlete honors, the most under Beverly Smith.
- Kaylea Snaer became the 17th Gamecock selected to CoSIDA's Academic All-District team in 2016, a year after Victoria Williams made the squad.
- Senior Taylor Williams talked about the sacrifices her family made to help her make it to SC ([link](#)).
- Senior Victoria Williams wants to give back in the education realm like her mom has ([link](#)).
- Senior Macey Webb has been accepted to law school and wants to help women in need ([link](#)).
- Junior Jordyn Augustus went through the University's Carolina Leadership Initiative in 2015-16 ([link](#)).
- Snaer participated in the first SEC Corporate Career Tour this Dec. in Atlanta ([link](#)).
- Gamecock freshmen Mackenzie Boesel, Cayla Drotar and Alexis Lindsey, during their official visit in the fall of 2015, joined the team and community helping Columbia recover from the historic floods that devastated the Midlands in October of 2015 ([link](#)).
- The softball team has won the department's Community Outreach Team of the Year twice under Bev Smith in 2011 and 2013.
- Former Gamecocks have played a big part in helping out the Louisville Slugger Warriors team made up of former military veterans ([link](#)).

GAMECOCKS HAVE A RICH NCAA TOURNAMENT HISTORY

- South Carolina earned its 19th bid in the NCAA Tournament in 2016, the fourth straight under head coach Beverly Smith.
- The Gamecocks are 37-41 in those trips, making three NCAA Women's College World Series in their history (1983, 1989 and 1997).
- The program has five AIAW World Series trips in its history as well prior to 1982.
- Last season's regional was SC's fourth trip to a regional in Tallahassee and the third-straight year the Gamecocks drove to Florida's capital city.

SC IN THE SEC STATS (as of March 8)		
All Games		
OFFENSIVE CATEGORY	Stat	Rank
Batting Average	.304	11th
Slugging Percentage	.454	12th
On-Base Percentage	.401	10th
Runs Scored	114	10th
Hits	172	8th
RBI	100	10th
Doubles	36	T-3rd
Triples	5	7th
Home Runs	13	T-11th
Total Bases	257	10th
Walks	70	8th
Hit by Pitches	27	1st
Sacrifice Bunts	6	10th
Sacrifice Flies	7	6th
Stolen Bases	34	9th
PITCHING CATEGORY	Stat	Rank
Earned Run Average	1.65	10th
Opposing Batting Average	.204	11th
Innings Pitched	144.1	3rd
Strikeouts	101	12th
FIELDING CATEGORY	Stat	Rank
Fielding Percentage	.966	11th
Chances	655	2nd
Fielding Double Plays	11	3rd
SC PLAYERS IN SEC STATS		
OFFENSIVE CATEGORY	Stat	Rank
Slugging Percentage		
Mackenzie Boesel	.662	15th
Hits		
Mackenzie Boesel	27	T-7th
RBI		
Mackenzie Boesel	21	T-9th
Doubles		
Krystan White	6	T-6th
Triples		
Mackenzie Boesel	2	T-3rd
Home Runs		
Mackenzie Boesel	4	T-9th
Total Bases		
Mackenzie Boesel	45	5th
Hit by Pitch		
Taylor Williams	5	T-3rd
Kennedy Clark	4	T-6th
Sacrifice Flies		
Victoria Williams	2	T-4th
PITCHING CATEGORY	Stat	Rank
Earned Run Average		
Cayla Drotar	1.02	14th
Opposing Batting Average		
Jessica Elliott	.167	T-12th
Innings Pitched		
Nickie Blue	55.2	T-8th
Jessica Elliott	54.1	10th
Wins		
Nickie Blue	7	T-13th
Jessica Elliott	7	T-13th
Saves		
Nickie Blue	2	T-3rd
FIELDING CATEGORY	Stat	Rank
Putouts		
Kaylea Snaer	174	1st
Assists		
Krystan White	50	3rd
Kamryn Watts	40	T-12th
Fielding Double Plays		
Kaylea Snaer	10	2nd
Kenzi Maguire	4	T-6th
Kamryn Watts	4	T-6th
Mackenzie Boesel	4	T-6th

SC vs. TENNESSEE
STATISTICAL COMPARISON

Records/Rankings	SC	UTK
Record	17-5	19-2
Away/Home Record	1-1	6-0
National Ranking	RV	14/13
2016 NCAA RPI	24	15

NCAA Statistics (on March 7)	SC	UTK
Batting Average	.303 / 68th	.355 / 10th
Slugging Percentage	.459 / 55th	.522 / 20th
Scoring	5.24 / 71st	7.71 / 8th
Doubles Per Game	1.67 / 24th	1.81 / 15th
Triples Per Game	0.24 / 69th	0.19 / 100th
Home Runs Per Game	0.62 / 124th	0.67 / 98th
Stolen Bases Per Game	1.52 / 60th	2.10 / 25th
Earned Run Average	1.63 / 21st	1.22 / 13th
Fielding Percentage	.967 / 76th	.970 / 55th
Double Plays Per Game	0.52 / 24th	0.19 / 209th

Tennessee's Top Hitters	BA/OBP/SLG	Other Stats
Meghan Gregg	.500/.575/.919	8 2B, 6 HR, 38 RBI
Megan Geer	.425/.538/.600	4 2B, 12 RBI
Brooke Vines	.415/.493/.508	6 2B, 7-8 SB
Jenna Holcomb	.365/.393/.481	2 2B, 2 3B
Aubrey Leach	.351/.506/.509	19 BB, 11-11 SB
Abby Lockman	.350/.526/.575	6 HBP, 17 RBI
Chelsea Seggern	.340/.459/.540	7 2B, 17 RBI
Taylor Rowland	.317/.391/.463	3 2B, 13 RBI
CJ McClain	.275/.356/.300	5-6 SB
Scarlet McSwain	.216/.383/.378	7 BB, 4-5 SB

Tennessee's Top-2 Pitchers (in order of IP)		
Matty Moss	1.07 ERA, 59 IP	65 K, 8 BB
Caylan Arnold	0.88 ERA, 56 IP	52 K, 13 BB

GAMECOCKS vs. TENNESSEE

SC's Hitters vs. UT	BA/OBP/SLG	Other Stats
Jordyn Augustus	.000/.000/.000	1 R, 0 AB
Kennedy Clark	.000/.000/.000	3 AB
Tiara Duffy	.286/.286/.429	1 2B
Kaylea Snaer	.368/.455/.632	2 2B, 1 HR, 4 RBI
Kamryn Watts	.333/.333/.333	1 RBI, 3 AB
Krystan White	.111/.111/.111	9 AB, 1 SH
Taylor Williams	.000/.000/.000	3 AB
Victoria Williams	.333/.429/.444	2 2B (Fr.), 3 RBI

SC's Pitchers vs. UT (in order of IP)		
Nickie Blue	2.27 ERA, 24.2 IP	21 K, 12 BB
	6 App., 2 GS	.272 Opp. BA
Jessica Elliott	7.00 ERA, 3 IP	0 K, 2 BB
	1 App., 1 GS	.231 Opp. BA

SCOUTING TENNESSEE

- The Volunteers are 19-2 on the season and are in the top 15 in both major polls.
- An NCAA Tournament team last year, six starters are back from that group plus the team's ace.
- Tennessee's offense has been running smoothly in the early going, ranking in the top 15 in batting average, doubles and scoring in NCAA Division I.
- Meghan Gregg has led that effort, hitting .500 with eight doubles, six homers and a nation's best 38 RBI.
- Two other Vols hit over .400, while four have on-base percentages better than .500.
- As usual, Tennessee can beat you with power, as listed above, or speed, with Aubrey Leach leading the way with 11 stolen bases.
- Brooke Vines has seven, while four others have four or more stolen bases.
- The Vols are patient, drawing 91 walks in 21 games.
- In the circle, it's a two-headed monster of sophomore Matty Moss and freshman Caylan Arnold.
- Both have over 50 innings of work, top-15 SEC ERAs and a better than 4-to-1 strikeout-to-walk ratio.
- Moss has been a little better in the aforementioned ratio and with her two shutouts, but she's given up seven home runs, compared to one by Arnold.

COMMON FOES OF THE GAMECOCKS AND VOLUNTEERS

- The teams have played two common foes in non-conference play: Ohio and Texas.
- The Volunteers fell to the Longhorns 4-2 a week after the Gamecocks won at Texas, 9-4.
- Last weekend, Tennessee beat Ohio 2-1, a team the Gamecocks opened the season against in a 10-0 (5) victory.

TIES BETWEEN SOUTH CAROLINA AND TENNESSEE

- Gamecock freshman Cayla Drotar had the chance to play with Tennessee freshman Tianna Batts as a part of the NC Lightning teams.
- Both UT's Meghan Gregg and SC's Lauren Stewart spent time with the Georgia Impact travel-ball program.
- Both teams have mined the SoCal A's, with four players on both the Vols (Megan Geer, Jenna Holcomb, Matty Moss and Brooke Vines) and Gamecocks (Kaylea Snaer, Hayley Copeland, Kennedy Clark and Mackenzie Boesel).
- Moss also played for Carolina Elite, the same group that helped produced three current Gamecocks (Cayla Drotar, Macey Webb and Krystan White).
- Tennessee juniors CJ McClain and Scarlet McSwain played travel-ball with the TN Fury, the same group with which Gamecock sophomore Lex Hull and junior Shannon Plese played.
- UT senior Cassidy Gallo and SC junior Tiara Duffy both played for the East Coast X-plosion travel-ball group.

SC SERIES HISTORY vs. THE VOLUNTEERS

- Tennessee owns a 37-17 record all-time against South Carolina, including a 19-7 advantage in games in Knoxville.

THE LAST SERIES - TENNESSEE AT SOUTH CAROLINA - MARCH 13-15, 2015

- The Gamecocks won the series over No. 9 Tennessee two games to one in the second weekend of SEC play.
- Four home runs, including one from Kaylea Snaer, helped South Carolina take an 8-0 (6) win over the Lady Vols on Friday night.
- Nickie Blue tossed a complete-game shutout, striking out four and scattering four hits and three walks.
- Snaer came through in the ninth on Saturday with a walk-off single, leading SC to a 7-6 (9) win.
- The Gamecocks overcame a 4-0 deficit to tie and eventually win the game, with four Gamecocks hitting doubles, including Snaer and Tiara Duffy.
- Tennessee took the Sunday affair 9-1 (5), but Blue did toss 3.1 innings of shutout relief.

GAMECOCKS vs. RANKED OPPONENTS

- South Carolina is 113-275-1 (.292) against opponents ranked in the NFCA top 25 since 1995.
- Broken down by site, the Gamecocks are 50-88 (.362) at home, 20-125 (.138) on the road and 43-62-1 (.410) in neutral-site outings.
- This season, the Gamecocks are 0-2 against ranked teams, falling twice to Pac-12 schools in the Judi Garman Classic.
- Last year, the Gamecocks went 7-18 against foes ranked at game time, including winning the series at home against No. 12/12 Georgia.

GAMECOCKS POST STELLAR OPENING WEEKEND IN CAROLINA CLASSIC

- South Carolina showed excellence in every aspect of the 2017 Carolina Classic, going 5-0.
- The five wins pushed head coach Beverly Smith to 200 career victories, a new milestone for the seventh-year boss of the Gamecocks.
- The Gamecocks won three of the five games in shortened contests, the most ever in an opening week of competition and matching last year's Carolina Classic output, which came later in Feb.
- The defense looked outstanding, with several stellar plays coming from the infield, that sported former shortstops in three spots (Maguire, Watts and White as freshman at SC, Boesel in high school).
- The team did not commit an error on the weekend, a five-game stretch. Only Toledo was able to match that in NCAA Division I through an opening five-game weekend this season.
- Last season, the Gamecocks had one six-game stretch without an error (Feb. 20-26).
- That helped the pitchers post a 0.23 ERA, which ranked sixth in NCAA Division I.
- The group posted two one-hitters and a shutout streak of 27.2 innings, the longest since a 29-inning stretch in 2014 (Feb. 16-23).
- Four straight shutouts began the year, the first time that has been accomplished by a Gamecock team. The 1983, 1984 and 1986 teams all tallied three.

SMITH HAS FORMER STAFF MEMBERS AND GAMECOCK PLAYERS COACHING

- Gamecock head coach Beverly Smith has a growing collegiate coaching tree from her short time at South Carolina, as seen below.

Coach	Current Job	SC Role
Janelle Breneman	Head coach, UNC Greensboro	Assistant coach 2011-12
Chrissy Schoonmaker	Assistant coach, Connecticut	Volunteer assistant 2011-12
Laura Trout	Assistant coach, Illinois	Volunteer assistant 2013-14
Ashley Chastain	Assistant coach, Michigan State	Student 2011, Manager 2012-13
Kaela Jackson	Assistant coach, Michigan State	Student 2010-11, Volunteer assistant 2015
Chelsea Hawkins	Assistant coach, Gardner-Webb	Student 2011-14, Manager 2015

CAREER START BY POSITION MATRIX (EXCLUDING PITCHERS)

	C	1B	2B	3B	SS	LF	CF	RF	DP
Augustus	9	-	-	3	-	-	-	-	1
Boesel	-	-	19	-	-	-	-	-	3
Clark	-	-	-	-	-	10	10	57	-
Duffy	-	-	-	-	-	-	13	12	8
Hull	20	-	-	-	-	-	-	-	1
Maguire	-	-	-	-	54	-	-	-	-
Plese	-	-	-	-	-	-	-	-	4
Snaer	-	189	-	-	-	-	-	-	1
Stewart	-	-	-	-	-	-	5	-	-
VanDerveer	7	-	-	-	-	-	-	-	2
Watts	-	-	-	57	22	-	5	-	-
Webb	-	-	-	-	-	-	-	-	1
White	-	-	30	7	67	-	-	-	1
T. Williams	-	-	-	53	-	17	-	-	3
V. Williams	-	9	-	9	-	-	-	35	98

CAREER START BY BATTING ORDER MATRIX

	1	2	3	4	5	6	7	8	9
Augustus	-	-	-	-	-	-	-	5	7
Blue	-	-	-	-	-	-	-	1	-
Boesel	3	19	-	-	-	-	-	-	-
Clark	3	14	34	6	13	2	3	1	1
Drotar	-	-	-	-	-	1	2	-	-
Duffy	-	5	-	-	2	5	9	2	11
Hull	-	-	-	-	-	-	7	14	-
Maguire	3	9	6	-	2	15	13	2	4
Plese	-	-	-	-	-	2	1	1	-
Snaer	-	-	44	105	29	6	6	-	-
Stewart	-	-	-	-	-	-	-	-	3
VanDerveer	-	-	-	5	4	-	-	-	-
Watts	19	-	-	-	-	-	11	22	31
Webb	-	-	-	-	-	-	-	1	-
White	-	1	11	9	26	16	1	26	14
T. Williams	-	-	-	1	2	15	37	13	5
V. Williams	-	1	54	30	29	24	12	1	-

SC IN THE NCAA STATS (as of March 7)

OFFENSIVE CATEGORY	Stat	Rank
Batting Average	.303	68th
On Base Percentage	.401	N/A
Slugging Percentage	.459	55th
Scoring	5.24	71st
Doubles Per Game	1.67	24th
Triples Per Game	0.24	69th
Home Runs Per Game	0.62	124th
Stolen Bases Per Game	1.52	60th
PITCHING CATEGORY	Stat	Rank
Earned Run Average	1.63	21st
FIELDING CATEGORY	Stat	Rank
Fielding Percentage	.967	76th
Double Plays Per Game	0.52	24th
OFFENSIVE CATEGORY	Stat	Rank
Slugging Percentage	Mackenzie Boesel .646	209th
Triples	Mackenzie Boesel 2	30th
Triples Per Game	Mackenzie Boesel 0.10	140th
RBI	Mackenzie Boesel 21	28th
RBI Per Game	Mackenzie Boesel 1.00	98th
Hit by Pitch Per Game	Taylor Williams 0.28	64th
	Kennedy Clark 0.21	139th
Sacrifice Flies	Victoria Williams 2	25th
PITCHING CATEGORY	Stat	Rank
Earned Run Average	Cayla Drotar 1.02	42nd
	Jessica Elliott 1.47	85th
Strikeouts	Jessica Elliott 40	125th
	Nickie Blue 38	137th
Wins	Nickie Blue 7	38th
Shutouts	Jessica Elliott 3	15th
Hits Allowed per 7 Innings	Jessica Elliott 4.11	31st
	Cayla Drotar 5.30	118th
Saves	Nickie Blue 2	12th

'17 GAMECOCKS BATTING AROUND

Date/Opp.	Inn.	PA	Runs
2/10 Presbyterian	1	11	6
2/12 Presbyterian	3	10	5
2/12 Presbyterian	4	10	6
2/17 Texas	5	9	3
2/17 Indiana	2	9	5
2/26 College of Charleston	5	9	3

GAMECOCK AWARD WINNERS

Jordyn Augustus	NFCA Scholar-Athlete 2015-16 SEC Honor Roll 2015-16
Nickie Blue	2014 SEC All-Freshman Team NFCA Scholar-Athlete 2014-15-16 SEC Honor Roll 2014-15-16 SEC Pitcher of the Week (3/16/15) SEC Freshman of the Week (2/24/14)
Mackenzie Boesel	SEC Freshman of the Week (3/6/17)
Kennedy Clark	SEC Freshman of the Week (3/7/16) NFCA Scholar-Athlete 2016 SEC Honor Roll 2016
Hayley Copeland	NFCA Scholar-Athlete 2015-16 SEC Honor Roll 2015-16
Tiara Duffy	SEC All-Freshman Team 2015 NFCA Scholar-Athlete 2015-16 SEC Honor Roll 2015-16
Lex Hull	NFCA Scholar-Athlete 2016 SEC Honor Roll 2016
Kenzi Maguire	SEC Honor Roll 2016
Kaylea Snaer	CoSIDA Academic All-District 4 2016 2014 SEC All-Freshman Team 2014 NFCA All-Southeast Region Third Team NFCA Scholar-Athlete 2014-15-16 SEC Honor Roll 2014-15-16
Kamryn Watts	SEC Honor Roll 2015-16
Macey Webb	NFCA Scholar-Athlete 2014-15-16 SEC Honor Roll 2014-15-16 SEC Softball Community Service Team 2015-16
Krystan White	NFCA Scholar-Athlete 2015-16 SEC Honor Roll 2015-16
Taylor Williams	SEC Honor Roll 2015-16
Victoria Williams	CoSIDA Academic All-District 4 2015 NFCA Scholar-Athlete 2014-15-16 SEC Honor Roll 2014-15-16

Italics indicate current season's honors

MAXPREPS HIGH SCHOOL ALL-AMERICANS

Mackenzie Boesel	Overall 2nd Team 2016
Hayley Copeland	Overall 2nd Team 2014 Sophomore 2012
Cayla Drotar	Medium Schools 2016 Overall 2nd Team 2015 Medium Schools 2015 Junior 2015 Sophomore 2014 Freshman of the Year 2013
Alyssa Kumiyama*	Freshman 2014
Kenzi Maguire	1st Team Medium Schools 2014
Kelsey Oh*	Junior 2016 Sophomore 2015
Kaylea Snaer	Overall 2nd Team 2012 Junior 2012
Taylor Williams	1st Team Small Schools 2012-13
Victoria Williams	2nd Team Small Schools 2012

NFCA HIGH SCHOOL ALL-AMERICANS

Kelsey Oh*	1st Team 2015-16
-------------------------	------------------

NFCA HIGH SCHOOL ALL-REGION

Nickie Blue	1st Team West 2013
Kelsey Oh*	1st Team East 2014-15-16

AMERICAN FAMILY INSURANCE USA TODAY HIGH SCHOOL ALL-USA

Mackenzie Boesel	Honorable Mention 2016
Cayla Drotar	First Team 2016 Second Team 2015
Jana Johns*	Second Team 2016
Kelsey Oh*	1st Team 2016 Honorable Mention 2015 Preseason 2017

*2017 signee

ROSTER NOTES

- Leading the Gamecocks' 14 returners is the senior pitching duo Nickie Blue and Jessica Elliott.
- The duo combined for all 61 starts, 390.1 innings, 246 strikeouts, 37 wins and all eight saves.
- Six position player starters return for the Gamecocks from last year's squad.
- South Carolina lost five students who combined to start 215 games, including a majority of starts at catcher, second base, left and center field.
- The highest percentage lost in any offensive category is stolen bases at 75 percent, followed by triples at 66.7 and sacrifice hits at 50.
- The Gamecocks return around 60 percent of its offense in most other categories, including 74.4 percent of their doubles to 71.7 percent of their home runs.
- The top hitter from last year is back, senior Kaylea Snaer, as she led NCAA Division I in doubles and SC in batting average, on-base percentage, slugging percentage, hits, RBI and sacrifice flies.
- Six newcomers could play in 2017, three signees and three transfers.
- Leading that contingent is former first-team All-Big Ten catcher Alyssa VanDerveer (Penn State), while high school All-Americans Mackenzie Boesel and Cayla Drotar both could be major contributors.
- Also joining the team are a pair of award-winning outfielders: two-time 2016 Big Ten Freshman of the Week Lauren Stewart (Purdue) and two-time NJCAA All-American Shannon Plesse (Chattanooga State).
- The sixth newcomer, freshman Alexis Lindsey, will likely miss the year to rehabilitate an injury.
- The Gamecocks hail from 12 states this year, with the newcomers coming from California, Georgia, New Jersey, South Carolina and Tennessee.
- Nickie Blue and Hayley Copeland are the first Gamecock duo who are both over six-feet tall.
- While both are Williams' and seniors by class, Taylor and Victoria are not sisters.

GAMECOCK NEWCOMERS, SIGNEES HAVE LOADS OF ACCOLADES, ACCOMPLISHMENTS

- Many Gamecocks have won awards at South Carolina, but the high school accolades continue to raise the specter of Bev Smith's recruiting classes.
- This year's freshman class has two high school All-Americans: Mackenzie Boesel and Cayla Drotar.
- The team also added its third NJCAA All-American under Bev Smith, signing Shannon Plesse out of Chattanooga State.
- Plesse follows in the footsteps of former Tigers Melissa Hendon and Kaela Jackson (herself a former NJCAA All-American) and joins 2015 NJCAA Pitcher of the Year Jessica Elliott on the roster.
- Drotar also claimed the South Carolina Gatorade Player of the Year award the past three seasons, and next year, two-time New Jersey Gatorade Player of the Year Kelsey Oh will join them.
- All the awards for the Gamecocks and the national notations for the 2018 signing class are on page four of the notes.
- Meanwhile, Gamecock signee Alex Fulmer has racked up notoriety on the baseball diamond, playing for the last two years with the USA Baseball Women's National Team.
- She played on teams that won the 2015 Pan American Games gold medal as well as the consolation bracket of the 2016 World Baseball Softball Confederation World Cup.
- Fulmer and Oh were joined by Jana Johns, Victoria Galvan and Alyssa Kumiyama in the 2018 signing class.

AUGUSTUS PLAYS BIG ROLE IN SC SWEEPING THROUGH GAMECOCK INVITATIONAL

- Junior Jordyn Augustus did a little of everything in her four starts during the Gamecock Invitational, helping South Carolina win all four of its games in the event.
- With an illness sidelining everyday starter Kamryn Watts on Friday and Saturday, Augustus put on an infielder's glove and started three games at third base, making two errors in 12 chances.
- To close out the weekend-opening win, she fielded three straight balls flawlessly in the seventh.
- She brought in the game-winning run in the first outing against North Dakota State with a sacrifice fly before scoring the game-winner in the second outing against the Bison.
- In that second game, she put down a bunt single, stole second and scored on Kennedy Clark's RBI single, another 1-0 win over the defending Summit League champs NDSU.
- She capped the weekend with a 2-for-2 day, stealing two bases, scoring twice, driving in two runs while reaching base in all four plate appearances in the Sunday win over College of Charleston.
- Overall, she batted .429 with a .500 on-base percentage and four stolen bases in the tournament.

WIN-LOSS SUMMARY

Total	17-5
Conference	0-0
Non-Conference	17-5
Postseason	0-0
Home	12-0
Away	1-1
Neutral	4-4
vs. Ranked Opponents (NFCA)	0-2
vs. RPI Top 50 (current)	0-0
vs. RPI Top 100 (current)	0-0
vs. 2016 NCAA Tournament teams	5-4
on TV	3-1
on SEC Network +	12-0
vs. South Carolina teams	6-0
February	14-2
March	3-3
April	0-0
May	0-0
Day	12-4
Night	5-1
vs Left	4-2
vs Right	13-3
1-Run games	8-1
2-Run games	1-1
5+ Run games	8-0
Extra inns	2-1
Shutouts	9-0
Scoring 0-2 runs	5-2
Scoring 3-5 runs	4-3
Scoring 6-9 runs	5-0
Scoring 10+ runs	3-0
Opponent 0-2 runs	12-0
Opponent 3-5 runs	5-3
Opponent 6-9 runs	0-2
Opponent 10+ runs	0-0
Scored in 1st inning	6-1
Opp. scored in 1st inning	2-2
Scores first	12-1
Opp. scores first	5-4
After 4 leading	8-1
After 4 trailing	2-3
After 4 tied	7-1
After 5 leading	6-0
After 5 trailing	2-3
After 5 tied	4-2
After 6 leading	6-0
After 6 trailing	2-4
After 6 tied	3-1
Hit 0 home runs	9-3
Hit 1 home run	7-1
Hit 2+ home runs	1-1
Opponent 0 home runs	15-1
Opponent 1 home run	2-3
Opponent 2+ home runs	0-1
Made 0 errors	8-1
Made 1 error	6-2
Made 2+ errors	3-2
Opp. made 0 errors	7-1
Opp. made 1 error	5-4
Opp. made 2+ errors	5-0
Out-hit opponent	13-2
Out-hit by opponent	3-3
Hits are tied	1-0
Largest margin of victory	14 (vs. Presbyterian, 2/12)
Biggest deficit overcome	3, (vs. C of C [3-0] 2/25)
Shortest game	W vs. Winthrop-1 (2/28), 1:21
Longest game	W at Texas (2/17), 2:49

NATIONAL RANKINGS - WEEK 4

USA TODAY/NFCA

Rk	Team	Points	Record	Pre.
1	Florida State (17)	778	17-1-1	1
2	Auburn (2)	742	19-2	2
3	Florida (7)	722	20-1	3
4	Oregon (2)	707	19-0	4
5	Arizona	645	18-1	6
6	Texas A&M (2)	630	19-1	5
7	Minnesota (2)	610	18-0	10
8	Washington	553	15-3	8
9	Oklahoma	548	15-4	9
10	UCLA	519	16-5	7
11	Alabama	486	19-2	11
12	LSU	420	18-4	13
13	James Madison	412	16-3	12
14	Tennessee	368	18-2	15
15	Baylor	351	18-4	22
16	Georgia	341	19-3	16
17	Michigan	311	12-6-1	14
18	Louisiana-Lafayette	273	17-4	18
19	Kentucky	218	13-4	19
20	Utah	187	13-4	17
21	Arizona State	150	15-5	20
22	Mississippi	115	17-2	25
23	California	99	15-3	23
24	Missouri	51	10-8	24
25	BYU	35	11-6	RV

RV: Arkansas (29), South Alabama (25), North Carolina (21), Pittsburgh (13), Wisconsin (11), Notre Dame (7), Texas (6), Oregon State (6), Fordham (6), USC Upstate (3), Cal State Fullerton (1), Ohio (1).

ESPN.COM/USA SOFTBALL

Rk	Team	Record	Points	Pre.
1.	Florida (11)	20-1	482	1
2.	Florida State (4)	17-1-1	476	2
3.	Oregon (3)	19-0	453	4
4.	Auburn	19-2	434	3
5.	Texas A&M (1)	19-1	420	5
6.	Arizona	18-1	404	6
7.	Minnesota (1)	18-0	366	11
8.	Washington	15-3	354	7
9.	Alabama	19-2	338	T9
10.	Oklahoma	15-4	319	T9
11.	UCLA	16-5	301	8
12.	LSU	18-4	264	12
13.	Tennessee	18-2	257	15
14.	James Madison	16-3	242	13
T15.	Michigan	12-6-1	199	14
T15.	Baylor	18-4	199	22
17.	Georgia	19-3	193	17
18.	Louisiana-Lafayette	17-4	152	19
19.	California	15-3	148	18
20.	Kentucky	13-4	107	21
21.	Utah	13-4	99	16
T22.	Arizona State	15-5	80	20
T22.	Mississippi	17-2	80	23
24.	Arkansas	17-1	44	RV
25.	Wisconsin	15-2	19	RV

RV: South Alabama (14), Missouri (13), North Carolina (11), USC Upstate (8), Ohio State (6), Notre Dame (6), Texas (4), BYU (3), South Carolina (2), Cal State Fullerton (1), and Coastal Carolina (1).

Note: SC opponents in *italics*

MISCELLANEOUS BATTING STATS

HITTING STREAKS

	LONG '17	CURRENT	CAREER	LONG
Krystan White	8	1		8
Mackenzie Boesel	6	6		6
Tiara Duffy	5	5		5
Kaylea Snaer	5	2		9
Kenzi Maguire	5	-		5
Lex Hull	3	3		3
Alyssa VanDerveer	3	3		3
Victoria Williams	3	1		7
Kennedy Clark	3	-		9
Kamryn Watts	3	-		5
Taylor Williams	3	-		5
Shannon Plese	3	-		3
Jordyn Augustus	1	-		2
Cayla Drotar	1	-		1
Lauren Stewart	1	-		1
Macey Webb	-	-		1
Nickie Blue	-	-		1

REACHED BASE STREAKS

	LONG '17	CURRENT	CAREER	LONG
Kaylea Snaer	19	19		19
Alyssa VanDerveer	8	8		8
Victoria Williams	8	1		11
Krystan White	8	1		9
Lex Hull	7	7		7
Kennedy Clark	7	1		16
Taylor Williams	7	-		11
Kamryn Watts	6	6		9
Mackenzie Boesel	6	6		6
Tiara Duffy	5	5		8
Kenzi Maguire	5	-		7
Shannon Plese	3	1		3
Jordyn Augustus	2	1		3
Lauren Stewart	1	-		1
Cayla Drotar	1	-		1
Macey Webb	-	-		1
Nickie Blue	-	1		1

PITCHES SEEN PER PLATE APPEARANCE

	PA	NP	Avg.
Jordyn Augustus	30	108	3.60
Mackenzie Boesel	83	319	3.84
Kennedy Clark	58	226	3.90
Cayla Drotar	8	21	2.63
Tiara Duffy	53	196	3.70
Lex Hull	25	91	3.64
Kenzi Maguire	26	71	2.73
Shannon Plese	22	76	3.45
Kaylea Snaer	77	320	4.16
Lauren Stewart	12	47	3.92
Alyssa VanDerveer	28	93	3.32
Kamryn Watts	70	231	3.30
Macey Webb	4	16	4.00
Krystan White	74	268	3.62
Taylor Williams	40	140	3.50
Victoria Williams	66	230	3.48

PITCHES THROWN PER PLATE APPEARANCE

	BF	NP	Avg.
Nickie Blue	229	851	3.72
Cayla Drotar	148	595	4.02
Jessica Elliott	222	935	4.21

19 NCAA TOURNAMENT BIDS ♦ EIGHT WOMEN'S COLLEGE WORLD SERIES APPEARANCES

GAMECOCKS IN SOUTH CAROLINA'S CAREER TOP-20 BATTING LISTS

HITTING CATEGORY	Stat	Rank
Batting Average (Min. 250 AB)		
Kaylea Snaer	.314	14th
On-Base Percentage (Min. 250 PA)		
Kaylea Snaer	.413	8th
Victoria Williams	.398	12th
Hits Per Game (Min. 100 Hits)		
Kaylea Snaer	0.90	16th
Doubles		
Kaylea Snaer	48	6th
Doubles Per Game (Min. 20 Doubles)		
Kaylea Snaer	0.25	1st
Victoria Williams	0.16	15th
Home Runs		
Kaylea Snaer	24	T-3rd
Taylor Williams	13	T-15th
Home Runs Per Game (Min. 8 Home Runs)		
Kaylea Snaer	0.13	4th
Taylor Williams	0.10	7th
Total Bases		
Kaylea Snaer	295	12th
Slugging Percentage (Min. 250 AB)		
Kaylea Snaer	.541	6th
Victoria Williams	.438	T-17th
RBI		
Kaylea Snaer	119	T-8th
Victoria Williams	88	T-20th
RBI Per Game (Min. 60 RBI)		
Kaylea Snaer	0.62	3rd
Victoria Williams	0.50	11th
Krystan White	0.49	15th
Walks		
Kaylea Snaer	94	4th
Victoria Williams	58	T-14th
Walks Per Game (Min. 40 BB)		
Kaylea Snaer	0.49	1st
Victoria Williams	0.33	12th
Hit by Pitches		
Victoria Williams	24	3rd
Kenzi Maguire	18	T-6th
Taylor Williams	18	T-6th
Kennedy Clark	16	T-10th
Sacrifice Flies		
Kaylea Snaer	9	T-4th
Victoria Williams	7	T-9th
Krystan White	6	T-13th

WHERE THEY GO NEXT ON CAREER CHARTS

- Kaylea Snaer enters the weekend needing one double to tie for fifth at South Carolina, two RBI to tie for seventh and one total base to tie for 11th. Five total bases ties her for 10th with former All-American Michelle Dellosio (1988-91).
- Victoria Williams needs two doubles to tie for 20th, one homer to tie for 16th, one RBI to tie for 18th, two walks to tie for 13th and one sacrifice fly to tie for sixth. Two RBI tie her for 17th with former teammate Chelsea Hawkins (2011-14).
- One blast for Taylor Williams brings her even with All-American Kim Pietro (1996-99) in 14th.
- Two more HBP's joins Kenzi Maguire or Taylor Williams with Kristin Hall (2002-05) in fifth.
- Kennedy Clark is one HBP in back of Kaitlin Westfall (2009-12) and Jacqueline Wetherbee (2006-09), who are tied in eighth.
- Snaer's next sacrifice fly joins her with McKenna Hughes (2004-07) as well as Shani Cannon (1992-95) in second.
- Krystan White is one sacrifice fly in back of four in ninth, including Williams.
- Two starts for Nickie Blue ties her for ninth with former All-American Darlene Lowery (1983-87).
- With three appearances, Blue ties Darlene Gareis (1992-95) for second in Gamecock history.
- Jessica Elliott's next save ties her with two others in 10th.

GAMECOCKS IN SOUTH CAROLINA'S CAREER TOP-15 PITCHING LISTS

PITCHING CATEGORY	Stat	Rank	PITCHING CATEGORY	Stat	Rank
Innings Pitched			Strikeouts		
Nickie Blue	643.2	7th	Nickie Blue	450	6th
Earned Run Average (Min. 250 IP)			Strikeouts Per 7 Innings Pitched (Min. 250 IP)		
Nickie Blue	2.41	15th	Nickie Blue	4.89	11th
Wins			Hits Per 7 Innings Pitched (Min. 250 IP)		
Nickie Blue	64	6th	Nickie Blue	6.12	14th
Winning Percentage			Relief Appearances		
Nickie Blue	.653 (64-34)	12th	Nickie Blue	71	T-1st
Appearances			Saves		
Nickie Blue	152	3rd	Nickie Blue	19	1st
Games Started			Jessica Elliott		
Nickie Blue	81	10th		3	T-12th
Complete Games			Wild Pitches		
Nickie Blue	44	10th	Nickie Blue	37	1st
Shutouts			Hit Batters		
Nickie Blue	14	T-9th	Nickie Blue	37	T-3rd
			Jessica Elliott	32	6th

THE LAST TIMES

TEAM

Wins

Had a 10+ game winning streak 10 (2/26-3/8/2016)
 Had a 11+ game winning streak 23 (4/6-5/18/1997)
 Had a 25+ game winning streak 38 (2/22-4/5/1997)*
 Won an extra-inning game 8 innings, vs. College of Charleston (2/25/2017)
 Overcame a deficit of four or more runs 4-0 vs. No. 17/15 Missouri (5/11/2016)
 Won when trailing after six innings vs. Virginia Tech, down 3-1 (3/8/2017)
 Defeated a top-5 team No. 4 Alabama (4/30/2016)
 Defeated a top-5 team on the road at No. 3 Arizona State (2/27/2014)
 Defeated a ranked team on the road at No. 16/14 Missouri (5/7/2016)
 Won an SEC series from a top-5 team No. 4 Alabama (won 2, 4/10-11/2009)
 Won an SEC series from a top-10 team No. 9 Tennessee (won 2, 3/13-15/2015)
 Won an SEC road series from a top-25 team No. 14 Kentucky (won 2, 4/17-18/2015)
 Swept an SEC series vs. Mississippi (3/29-30/2014)
 Swept an SEC series on the road at Mississippi State (4/26-28/2013)

Batting

Scored 13+ runs 13, vs. Indiana (2/17/2017)
 Scored 14+ runs 14, vs. Presbyterian (2/12/2017)
 Scored 20+ runs 21, vs. Southern Utah (2/26/2016)
 Scored 25+ runs 29, vs. Alabama State (3/2/2013)
 Scored 30+ runs 32, vs. Allen (1977)
 Scored 40+ runs 41, vs. Coker (4/22/1975)
 Was no hit at North Carolina (3/21/2012)
 Recorded 10+ hits 14, vs. Indiana (3/4/2017)
 Recorded 15+ hits 19, at Arkansas (4/8/2016)
 Recorded 20 hits 20, vs. Alabama State (3/2/2013)
 Hit 4+ doubles 4, vs. Indiana (3/4/2017)
 Hit 5+ doubles 5, vs. Northwestern (3/3/2017)
 Hit 8 doubles vs. Alabama State (3/2/2013)
 Hit 11 doubles vs. Coppin State (3/31/1996)
 Hit two triples vs. Presbyterian (2/10/2017)
 Hit four triples vs. Indiana (3/12/1994)
 Hit 3+ home runs 3, at North Carolina (2/22/2017)
 Hit 4+ home runs 4, vs. Ohio (2/20/2016)
 Hit 6 home runs vs. Liberty (3/5/2015)
 Hit back-to-back home runs Mooney & T. Williams vs. Mississippi State (5/3/2015)
 Hit three HRs to start innings in a game vs. Tennessee (3/13/2015)
 Had two players hit 2 HR in a game Jennings and Curtis vs. Charlotte (2/7/2004)
 Stole five bases vs. Ohio (2/10/2017)
 Stole six bases at Furman (3/13/2013)
 Drew 6+ walks 7, vs. Virginia Tech (3/8/2017)
 Drew 8+ walks 10, at Texas (2/17/2017)
 Hit by 4+ pitches 4, vs. Charlotte (2/12/2017)
 Hit by 5+ pitches 5, vs. Buffalo (3/16/2016)
 Hit by six pitches vs. Michigan State (3/5/2016)
 Did not strike out vs. College of Charleston (2/25/2017)
 Struck out 10+ times 12 vs. No. 20/20 Arizona State (3/4/2017)
 Struck out 15 times 15 at Kentucky-2 (in 11 innings) (4/18/2015)

Pitching

Threw a perfect game Melissa Hendon vs. Pittsburgh (3/4/2007)
 Threw a no-hitter Jessica Elliott vs. Winthrop-1 (2/28/2017)
 Threw a one-hitter Jessica Elliott vs. Presbyterian (2/12/2017)
 Threw a two-hitter Elliott & Blue vs. North Dakota State (2/24/2017)
 Struck out 10+ batters 12, vs. Marshall (2/28/2015)
 Did not walk a batter in the game vs. Winthrop-1 (2/28/2017)
 Allowed 10+ runs 10, at Arkansas (4/10/2016)
 Allowed 15+ runs 15, vs. Michigan (2/12/2016)
 Allowed 17+ runs 19, at Florida-1 (4/4/2015)
 Allowed 20 runs 20, at Florida (5/8/2010)
 Allowed 21+ runs 21, at Alabama (3/21/2010)
 Allowed 10+ hits 11, vs. Mississippi (4/17/2016)
 Allowed 15+ hits 17, at Florida-2 (4/4/2015)
 Allowed 20+ hits 21, at Florida (5/8/2010)
 Allowed four home runs vs. Georgia (4/13/2013)
 Allowed five home runs vs. Alabama (4/15/2012)
 Walked 7+ batters 7, vs. College of Charleston (2/25/2017)
 Walked 8+ batters 9, at LSU (4/22/2016)
 Walked 10+ batters 10, vs. Connecticut (3/5/2016)
 Walked 11 batters at Florida (4/4/2015)
 Hit four batters vs. Kentucky (3/13/2016)

Fielding

Did not commit an error vs. Winthrop-2 (2/28/2017)
 Did not commit an error in a three-game SEC series vs. Tennessee (3/13-15/2015)
 Committed 3+ errors 4, vs. Northwestern (3/3/2017)
 Committed 5+ errors 5, at Arkansas (4/11/2014)
 Committed 7 errors vs. DePaul (3/5/2010)
 Turned 2+ double plays in a game 3, vs. No. 24/24 USF (5/20/2016)
 Turned 4 double plays in a game at Florida Atlantic (2/16/2014)

INDIVIDUAL

Batting

Had six at bats Lauren Masters and three others at Kentucky-2 (4/18/2005)
 Had seven at bats Lindi James vs. UCLA (5/28/1983)
 Had four hits Alexis Mack vs. Connecticut (3/5/2016)
 Had five hits Sky Brown vs. Coppin State (3/31/1996)
 Scored four runs Jordan Bizzell at UNC Wilmington (3/31/2015)
 Scored five runs Olivia Lawrence vs. Alabama State (3/2/2013)
 Hit two doubles Kennedy Clark vs. Indiana (3/4/2017)
 Hit three doubles Evan Childs vs. Longwood (2/16/2010)
 Hit two triples Jessica Josker vs. Southeastern Louisiana (2/19/2005)
 Hit two home runs Alyssa VanDerveer at North Carolina (2/22/2017)
 Hit a grand slam Ansley Ard vs. Buffalo (3/16/2016)
 Hit an inside-the-park home run Alaynie Page vs. College of Charleston (2/14/2015)
 Led off a game with a home run Alaynie Page vs. No. 4/4 Alabama (4/30/2016)
 Hit a pinch-hit home run Taylor Williams vs. No. 17/15 Missouri (5/11/2016)
 Hit a walk-off game-winning home run Kaylea Snaer vs. College of Charleston (2/25/2017)
 Collected nine total bases Alaynie Page vs. Georgia (3/20/2016)
 Collected 10 total bases Chelsea Hawkins vs. Kennesaw State (3/2/2013)
 Had one double and one triple Alyssa VanDerveer at Texas (2/17/2017)
 Had one double and one HR Alaynie Page vs. Mississippi (4/17/2016)
 Had one triple and one HR Victoria Williams vs. Presbyterian (2/10/2017)
 Had one double, one triple and one HR Laura Mendes at Winthrop (3/2/2011)
 Had three extra-base hits 1 2B, 2 HR for Chelsea Hawkins vs. Kennesaw State (3/2/2013)
 Hit for the cycle Tina Plew vs. Georgia State (2/25/1996)
 Had five RBI Alaynie Page at Charlotte (3/30/2016)
 Had six RBI Alaynie Page vs. Delaware State (2/7/2015)
 Had eight RBI Sky Brown vs. Coppin State (3/31/1996)
 Drew three walks Tiara Duffy vs. Ohio (2/10/2017)
 Drew four walks Samantha Jennings vs. Mississippi State (3/16/2002)
 Drew two intentional walks Kaylea Snaer vs. Arkansas (4/11/2015)
 Hit by two pitches Jordan Bizzell vs. No. 4/4 Alabama (4/30/2016)
 Hit by three pitches Alaynie Page vs. Florida (5/4/2013)
 Hit two sacrifice flies Dana Hathorn vs. LIU Brooklyn (2/14/2014)
 Had two sacrifice bunts Krystan White vs. Charleston Southern (3/23/2016)
 Had three sacrifice bunts Lindsay Walker at Kentucky (3/29/2008)
 Stole two bases Kamryn Watts vs. Indiana (3/4/2017)
 Stole four bases Tiff Tootle vs. Wright State (3/22/1992)

Pitching

Threw a perfect game Melissa Hendon vs. Pittsburgh (3/4/2007)
 Threw a no-hitter Jessica Elliott vs. Winthrop-1 (2/28/2017)
 Threw a one-hitter Jessica Elliott vs. Presbyterian (2/12/2017)
 Threw a two-hitter Julie Sarratt at Mississippi (4/24-25/2015)
 Pitched 8+ innings 9.0, Nickie Blue vs. Longwood (2/11/2017)
 Pitched 9+ innings 9.2, Nickie Blue vs. Florida State (2/19/2015)
 Pitched 10+ innings 10.0, Christine Hamilton vs. Mississippi (4/22/2006)
 Pitched 11+ innings 11.0, Megan Matthews vs. Alabama (4/29/2001)
 Pitched 12+ innings 12.0, Megan Matthews vs. Arkansas (4/15/2000)
 Did not walk a batter in a CG Jessica Elliott vs. Winthrop-1 (2/28/2017)
 Struck out 10+ batters 12, Nickie Blue vs. Marshall (2/28/2015)
 Struck out 14 batters Audrey Broyles vs. College of Charleston (2/7/2009)
 Struck out 15 batters Melissa Hendon vs. College of Charleston (2/22/2007)
 Struck out 17 batters Megan Matthews vs. Pittsburgh (3/6/2001)
 Struck out 18 batters Trinity Johnson vs. Nicholls State (4/14/1995)
 Struck out 19 batters Trinity Johnson vs. Indiana (8 inn.) (3/7/1997)
 Struck out 22 batters Darlene Lowery vs. Indiana (10 inn.) (3/23/1985)
 Allowed three home runs Audrey Broyles vs. Georgia (4/13/2013)
 Allowed four home runs Audrey Broyles vs. Arkansas (3/9/2012)
 Allowed five home runs Kierstyn White at Alabama (3/21/2010)
 Walked 6+ batters 6, Cayla Drotar vs. College of Charleston (2/25/2017)
 Walked 7+ batters 7, Jessica Elliott at LSU (4/22/2016)
 Walked nine batters Jessica Barnes vs. Kentucky (3/19/2006)
 Hit 3+ batters 3, Jessica Elliott at Auburn (3/25/2016)
 Hit 4+ batters 4, Nickie Blue vs. Kentucky (3/13/2016)
 Had 3+ wild pitches 3, Nickie Blue at Auburn-1 (3/21/2016)
 Had 4+ wild pitches 4, Hayley Copeland vs. Winthrop (2/21/2016)
 Had 5+ wild pitches 5, Kierstyn White at Georgia (4/25/2010)

Fielding

Had 15 putouts Kaylea Snaer at Kentucky-2 (4/18/2014)
 Had 19 putouts McKenna Hughes at Florida Atlantic (2/10/2007)
 Had 7+ assists 8, Krystan White vs. No. 17/15 Missouri (5/11/2016)
 Had nine assists Chrissy Schoonmaker vs. Georgia (4/7/2004)
 Had an outfield assist Taylor Williams vs. Long Beach State (3/5/2017)
 Had two outfield assists Kennedy Clark at Auburn (3/25/2016)
 Committed three errors Jordan Bizzell vs. Northwestern (2/22/2015)
 Committed four errors Lindsay Walker vs. DePaul (3/5/2010)
 Had two passed balls Shelby Gonzales vs. Florida (5/4/2013)
 Had three passed balls Ashley Smith at Kentucky (4/5/2003)

* NCAA Division I record

19 NCAA TOURNAMENT BIDS ♦ EIGHT WOMEN'S COLLEGE WORLD SERIES APPEARANCES

GAME-BY-GAME GAMECOCK LINEUP BY POSITION

Date	Opponent	W/L	C	1B	2B	3B	SS	LF	CF	RF	DP	P
2/10	Ohio	W	Augustus	Snaer	Boesel	Watts	Maguire	Clark	Duffy	V. Williams	White	Elliott
2/10	Presbyterian	W	Augustus	Snaer	Boesel	White	Maguire	T. Williams	Watts	Clark	V. Williams	Drotar
2/11	Longwood	W	Augustus	Snaer	Boesel	White	Maguire	Clark	Watts	Duffy	V. Williams	Blue
2/12	Presbyterian	W	Hull	Snaer	Boesel	White	Maguire	T. Williams	Watts	V. Williams	VanDerveer	Elliott
2/12	Charlotte	W	Augustus	Snaer	White	Watts	Maguire	Clark	Duffy	V. Williams	Boesel	Drotar
2/17	Texas	W	VanDerveer	Snaer	Boesel	White	Maguire	T. Williams	Watts	Duffy	V. Williams	Elliott
2/17	Indiana	W	VanDerveer	Snaer	Boesel	White	Maguire	Clark	Watts	V. Williams	Augustus	Drotar
2/18	Louisiana Tech	W	VanDerveer	Snaer	White	Watts	Maguire	T. Williams	Duffy	V. Williams	Boesel	Blue
2/19	Louisiana Tech	L	VanDerveer	Snaer	White	Watts	Maguire	T. Williams	Duffy	V. Williams	Boesel	Elliott
2/22	North Carolina	L	VanDerveer	Snaer	Boesel	Watts	White	T. Williams	Duffy	Clark	V. Williams	Drotar
2/24	North Dakota State	W	VanDerveer	Snaer	Boesel	Augustus	White	Clark	Stewart	Duffy	V. Williams	Elliott
2/25	North Dakota State	W	Hull	Snaer	Boesel	Augustus	White	Clark	Stewart	V. Williams	VanDerveer	Blue
2/25	College of Charleston	W	VanDerveer	Snaer	Boesel	Augustus	White	T. Williams	Duffy	Clark	V. Williams	Drotar
2/26	College of Charleston	W	Augustus	Snaer	Boesel	Watts	White	Clark	Duffy	V. Williams	Hull	Blue
2/28	Winthrop	W	Augustus	Snaer	Boesel	Watts	White	T. Williams	Duffy	Clark	V. Williams	Elliott
2/28	Winthrop	W	Hull	Snaer	Boesel	Watts	White	Clark	Stewart	V. Williams	Webb	Drotar
3/3	Northwestern	L	Augustus	Snaer	Boesel	Watts	White	Clark	Duffy	V. Williams	Plese	Elliott
3/4	Indiana	W	Hull	Snaer	Boesel	Watts	White	T. Williams	Stewart	Clark	Plese	Drotar
3/4	No. 20/20 Arizona State	L	Augustus	Snaer	Boesel	Watts	White	T. Williams	Duffy	Clark	Plese	Blue
3/5	No. 7/8 UCLA	L	Augustus	Snaer	Boesel	Watts	White	Clark	Duffy	V. Williams	Plese	Blue
3/5	Long Beach State	W	Hull	Snaer	Boesel	Watts	White	T. Williams	Stewart	Clark	V. Williams	Drotar
3/8	Virginia Tech	W	Hull	Snaer	Boesel	Watts	White	T. Williams	Duffy	Clark	V. Williams	Elliott
3/10	No. 14/13 Tennessee											
3/11	No. 14/13 Tennessee											
3/12	No. 14/13 Tennessee											
3/15	USC Upstate											
3/17	Florida											
3/18	Florida											
3/19	Florida											
3/21	Gardner-Webb											
3/24	Alabama											
3/25	Alabama											
3/26	Alabama											
3/28	Furman											
4/1	Texas A&M											
4/2	Texas A&M											
4/3	Texas A&M											
4/5	Georgia Southern											
4/7	Mississippi State											
4/8	Mississippi State											
4/9	Mississippi State											
4/11	Coastal Carolina											
4/13	Mercer											
4/14	Florida State											
4/15	Florida State											
4/18	Charleston Southern											
4/18	Charleston Southern											
4/21	Auburn											
4/22	Auburn											
4/23	Auburn											
4/28	Georgia											
4/29	Georgia											
4/30	Georgia											
5/5	LSU											
5/6	LSU											
5/7	LSU											

GAMECOCK LINEUP BY POSITION (CAREER)

C	1B	2B	3B	SS	LF	CF	RF	DP	P
Hull 20	Snaer 189	White 30	Watts 57	White 67	T. Williams 17	Duffy 13	Clark 57	V. Williams 98	Blue 81
Augustus 9	V. Williams 9	Boesel 19	T. Williams 53	Maguire 54	Clark 10	Clark 10	V. Williams 35	Duffy 8	Elliott 44
VanDerveer 7			V. Williams 9	Watts 22		Watts 5	Duffy 12	Plese 4	Drotar 8
			White 7			Stewart 5		Boesel 3	Copeland 1
			Augustus 3					T. Williams 3	
								VanDerveer 2	
								Augustus 1	
								Hull 1	
								Snaer 1	
								Webb 1	
								White 1	

GAME-BY-GAME GAMECOCK LINEUP BY BATTING ORDER

Date	Opponent	W/L	1	2	3	4	5	6	7	8	9
2/10	Ohio	W	Watts	Boesel	Snaer	V. Williams	Clark	Maguire	Duffy	White	Augustus
2/10	Presbyterian	W	Watts	Boesel	Snaer	V. Williams	Clark	Maguire	T. Williams	White	Augustus
2/11	Longwood	W	Watts	Boesel	Snaer	V. Williams	Duffy	Maguire	Clark	White	Augustus
2/12	Presbyterian	W	Watts	Boesel	V. Williams	Snaer	VanDerveer	White	Maguire	Hull	T. Williams
2/12	Charlotte	W	Watts	Boesel	V. Williams	Snaer	Duffy	White	Drotar	Clark	Maguire
2/17	Texas	W	Watts	Boesel	V. Williams	Snaer	VanDerveer	White	Duffy	T. Williams	Maguire
2/17	Indiana	W	Watts	Boesel	V. Williams	Snaer	VanDerveer	White	Clark	Maguire	Augustus
2/18	Louisiana Tech	W	Watts	Boesel	V. Williams	Snaer	VanDerveer	White	Duffy	T. Williams	Maguire
2/19	Louisiana Tech	L	Watts	Boesel	Snaer	VanDerveer	V. Williams	White	Duffy	T. Williams	Maguire
2/22	North Carolina	L	Watts	Boesel	Snaer	VanDerveer	V. Williams	White	Duffy	T. Williams	Clark
2/24	North Dakota State	W	Boesel	Clark	V. Williams	VanDerveer	Snaer	White	Duffy	Augustus	Stewart
2/25	North Dakota State	W	Boesel	V. Williams	White	VanDerveer	Snaer	Clark	Hull	Augustus	Stewart
2/25	College of Charleston	W	Boesel	Duffy	White	VanDerveer	Snaer	V. Williams	Clark	T. Williams	Augustus
2/26	College of Charleston	W	Watts	Boesel	White	Snaer	V. Williams	Clark	Hull	Augustus	Duffy
2/28	Winthrop	W	Watts	Boesel	White	Snaer	Clark	Duffy	V. Williams	T. Williams	Augustus
2/28	Winthrop	W	Watts	Boesel	White	Snaer	Clark	V. Williams	Hull	Webb	Stewart
3/3	Northwestern	L	Watts	Boesel	White	Snaer	Clark	V. Williams	Duffy	Plese	Augustus
3/4	Indiana	W	Watts	Boesel	White	Snaer	Clark	Plese	Drotar	Hull	T. Williams
3/4	No. 20/20 Arizona State	L	Watts	Boesel	White	Snaer	Clark	Plese	T. Williams	Augustus	Duffy
3/5	No. 7/8 UCLA	L	Watts	Boesel	White	Snaer	Clark	V. Williams	Plese	Augustus	Duffy
3/5	Long Beach State	W	Watts	Boesel	White	Snaer	Clark	Drotar	V. Williams	Hull	T. Williams
3/8	Virginia Tech	W	Watts	Boesel	White	Snaer	Clark	T. Williams	V. Williams	Hull	Duffy
3/10	No. 14/13 Tennessee										
3/11	No. 14/13 Tennessee										
3/12	No. 14/13 Tennessee										
3/15	USC Upstate										
3/17	Florida										
3/18	Florida										
3/19	Florida										
3/21	Gardner-Webb										
3/24	Alabama										
3/25	Alabama										
3/26	Alabama										
3/28	Furman										
4/1	Texas A&M										
4/2	Texas A&M										
4/3	Texas A&M										
4/5	Georgia Southern										
4/7	Mississippi State										
4/8	Mississippi State										
4/9	Mississippi State										
4/11	Coastal Carolina										
4/13	Mercer										
4/14	Florida State										
4/15	Florida State										
4/18	Charleston Southern										
4/18	Charleston Southern										
4/21	Auburn										
4/22	Auburn										
4/23	Auburn										
4/28	Georgia										
4/29	Georgia										
4/30	Georgia										
5/5	LSU										
5/6	LSU										
5/7	LSU										

GAMECOCK LINEUP BY BATTING ORDER (CAREER)

Career Totals	1	2	3	4	5	6	7	8	9
	Watts 19	Boesel 19	V. Williams 54	Snaer 105	Snaer 29	V. Williams 24	T. Williams 37	White 26	Watts 31
	Boesel 3	Clark 14	Snaer 44	V. Williams 30	V. Williams 29	White 16	Maguire 13	Watts 22	White 14
	Clark 3	Maguire 9	Clark 34	White 9	White 26	Maguire 15	V. Williams 12	Hull 14	Duffy 11
	Maguire 3	Duffy 5	White 11	Clark 6	Clark 13	T. Williams 15	Watts 11	T. Williams 13	Augustus 7
		White 1	Maguire 6	VanDerveer 5	VanDerveer 4	Snaer 6	Duffy 9	Augustus 5	T. Williams 5
		V. Williams 1		T. Williams 1	Duffy 2	Duffy 5	Hull 7	Maguire 2	Maguire 4
					Maguire 2	Clark 2	Snaer 6	Blue 1	Stewart 3
					T. Williams 2	Plese 2	Clark 3	Clark 1	Clark 1
						Drotar 1	Drotar 2	Plese 1	
							Plese 1	Webb 1	
							Drotar 1	V. Williams 1	

19 NCAA TOURNAMENT BIDS ♦ EIGHT WOMEN'S COLLEGE WORLD SERIES APPEARANCES

GAMECOCK SEASON TOP FIVES IN TEAM CATEGORIES

TEAM		
Wins		
Year		W
1. 1997		63
2. 1992		54
3. 1995		53
4. 1994		52
5. 1999		49
1991		49
Winning Percentage		
Year	W-L	Pct.
1. 1997	63-5	.926
2. 1976	21-2	.913
3. 1980	28-6	.824
4. 1991	51-13	.797
5. 1989	46-12	.793

OFFENSE

At Bats	
Year	AB
1. 1995	1955
2. 1992	1912
3. 1994	1828
4. 2000	1814
5. 1997	1791

Batting Average			
Year	AB	H	Avg.
1. 1996	1414	441	.312
2. 2013	1596	481	.301
3. 1992	1912	571	.299
4. 1997	1791	530	.296
5. 2015	1598	470	.294

On-Base Percentage	
Year	OB%
1. 2015	.391
2. 2016	.387
3. 2014	.385
4. 2013	.384
5. 1995	.367

Runs	
Year	R
1. 2013	338
2. 1992	329
3. 1994	327
4. 1995	315
5. 2015 & 2014	312

Runs Per Game			
Year	GP	R	R/G
1. 2013	59	338	5.73
2. 2014	58	312	5.38
3. 1996	51	274	5.37
4. 2015	60	312	5.20
5. 1988	61	299	4.90

Hits	
Year	H
1. 1992	571
2. 1995	531
3. 1997	530
4. 1994	517
5. 1991	495

Hits Per Game			
Year	GP	H	H/G
1. 1996	51	441	8.65
2. 1992	68	571	8.40
3. 2013	59	481	8.15
4. 1988	61	494	8.10
5. 1993	58	465	8.02

Doubles		
Year		2B
1. 1995		86
2. 2016		82
2014		82
2013		82
2003		82

Doubles Per Game				
Year	GP	2B	2B/G	
1. 1996	51	76	1.49	
2. 2014	58	82	1.41	
3. 2013	59	82	1.39	
4. 2015	61	82	1.34	
2003	61	82	1.34	

Triples		
Year		3B
1. 1994		42
2. 1988		33
3. 1992		29
4. 1995		24
1990		24

Triples Per Game				
Year	GP	3B	3B/G	
1. 1994*	69	43	0.61	
2. 1988	61	33	0.54	
3. 1992	68	29	0.43	
4. 1990	63	24	0.38	
5. 1993	58	22	0.38	

Home Runs		
Year		HR
1. 2015		60
2. 2014		53
3. 2013		45
4. 2012		42
5. 2003		38

Home Runs Per Game				
Year	GP	HR	HR/G	
1. 2015	60	60	1.00	
2. 2014	58	53	0.91	
3. 2012	55	42	0.76	
4. 2013	59	45	0.76	
5. 2004	52	35	0.67	

Total Bases						
Year	H	2B	3B	HR	TB	
1. 1994	517	77	42	28	762	
2. 2015	470	74	16	60	756	
3. 1995	531	86	24	21	740	
1992	571	72	29	13	740	
5. 2013	481	82	10	45	718	

Slugging Percentage				
Year	AB	TB	Slug.	
1. 2015	1598	756	.473	
2. 2014	1453	674	.464	
3. 2013	1596	718	.450	
4. 2012	1412	626	.443	
5. 1994	1828	762	.417	

Runs Batted In		
Year		RBI
1. 2013		295
2. 2015		288
3. 2014		275
4. 1988		257
5. 1992		253

RBI Per Game				
Year	GP	RBI	RBI/G	
1. 2013	59	295	5.00	
2. 2015	60	288	4.80	
3. 2014	58	275	4.74	
4. 1996	51	231	4.53	
5. 1988	61	257	4.21	

Walks		
Year		BB
1. 2014		210
2. 2015		204
3. 1992		173
4. 2016		171
5. 2013		164

Walks Per Game				
Year	GP	BB	BB/G	
1. 2014	58	210	3.62	
2. 2015	60	204	3.40	
3. 2016	61	171	2.80	
4. 2013	59	164	2.78	
5. 1992	68	173	2.54	

Hit By Pitch		
Year		HBP
1. 2016		85
2. 2013		60
3. 2015		58
4. 2014		46
5. 2012		39

Sacrifice Hits		
Year		SH
1. 1997		91
2. 2000		84
3. 1985		82
4. 1983		79
5. 1987 & 1999		77

Sacrifice Flies		
Year		SF
1. 1995		26
2. 1994		22
3. 2016		20
4. 1997		17
5. 1988		16

Strikeouts		
Year		SO
1. 2007		356
2. 2005		333
3. 2006		331
4. 2004		327
5. 2010		306

Stolen Bases		
Year		SB
1. 1995		87
2. 2011		79
1992		79
4. 1994		75
5. 2013		69

Stolen Bases Percentage			
Year	SB	Att	SB%
1. 1992	79	83	.952
2. 1990	35	37	.946
3. 1993	57	61	.934
4. 2004	25	27	.926
1984	25	27	.926

DEFENSE

Fielding Percentage		
Year		Fld%
1. 1989		.978
2. 2007		.976
3. 2016		.972
4. 2003		.972
5. 1999		.970

PITCHING		
Innings Pitched		
Year		IP
1. 1995		506.0
2. 1999		484.0
3. 2000		470.1
4. 1997		464.0
1994		464.0

Earned Run Average		
Year		ERA
1. 1983		0.49
2. 1997		0.54*
3. 1987		0.57
4. 1988		0.68
5. 1985		0.78

Shutouts		
Year		SHO
1. 1997		36
2. 1988		30
3. 1991		28
4. 1992		25
5. 2001		24

Strikeouts		
Year		SO
1. 1997		546
2. 1995		536
3. 1999		455
4. 2007		442
5. 2001		424

Strikeouts Per 7 Innings Pitched				
Year	SO	IP	SO/7	
1. 1997	546	464.0	8.24	
2. 1987	393	344.0	8.00	
3. 1985	375	333.0	7.88	
4. 1995	536	506.0	7.42	
5. 1996	356	338.0	7.37	

Strikeout to Walk Ratio			
Year	SO	BB	SO/BB
1. 1997	546	64	8.53
2. 1983	296	48	6.17
3. 1985	375	61	6.15
4. 2001	424	69	6.15
5. 1996	356	66	5.39

Fewest Hits Per 7 Innings Pitched			
Year	H	IP	H/7
1. 1987	136	344.0	2.77
2. 1997	211	464.0	3.18
3. 1985	156	333.0	3.28
4. 1983	142	301.0	3.30
5. 1988	210	422.2	3.48

Fewest Walks Per 7 Innings Pitched			
Year	BB	IP	BB/7
1. 1990	57	440.0	0.91
2. 1997	64	464.0	0.97
3. 1991	64	430.0	1.04
4. 1989	60	405.2	1.04
5. 2001	69	435.1	1.11

Walks/Hits Per Innings Pitched		
Year	IP	WHIP
1. 1997	464.0	0.59
2. 1983	301.0	0.63
3. 1985	333.0	0.65
4. 1987	344.0	0.69
5. 1988	422.2	0.70

Saves	
Year	SV
1. 1999	12
2. 2014	11
3. 2016	8

* - Led NCAA Division I



CAROLINA SOFTBALL STADIUM AT BECKHAM FIELD

GAMECOCK FIRSTS AT CAROLINA SOFTBALL STADIUM

First Opponent

Alabama, the 2012 NCAA Division I Softball champs

First Game

March 15, 2013

Attendance

830, capacity for the weekend

First Pitch

7:05 p.m., a strike by Audrey Broyles

First Gamecock Out

Alabama's Haylie McCleney fouled out to South Carolina left fielder Alaynie Page. (3/15/13)

First Gamecock Baserunner

Dana Hathorn on a first-inning walk. (3/15/13)

First Gamecock Pitching Strikeout

Audrey Broyles struck out Danae Hays looking on a 1-2 pitch in the top of the second inning. (3/15/13)

First Gamecock Hit

Samie Garcia hit one to left in the third inning. (3/15/13)

First Run

Codee Yeske scored the first run in the new stadium in the Gamecock third. (3/15/13)

First RBI

Dana Hathorn singled to left in the third to score Yeske. (3/15/13)

First Gamecock Stolen Base

Dana Hathorn in the third inning. (3/15/13)

First Sacrifice Fly

Kristen Struett hit one to left center deep enough to allow Samie Garcia to score in the third. (3/15/13)

First Double Play

Alabama's Chaunsey Bell grounded into a double play, with Samie Garcia touching second and throwing to Julie Sarratt to complete it. (3/15/13)

First Gamecock Home Run

Codee Yeske pulled one out to left center to start the fifth. (3/15/13)

First Gamecock Double

Alaynie Page had a double in the fifth to center. (3/15/13)

First Gamecock Triple

Samie Garcia started the fifth vs. Appalachian State with a triple to right. (4/3/13)

First Gamecock Win

South Carolina beat Appalachian State 5-0. (4/3/13)

First Gamecock Shutout

Julie Sarratt (5 IP) and Katie Marks (2 IP) combined to shut down Appalachian State. (4/3/13)

First Gamecock Complete Game

Julie Sarratt won in six innings in the first game of a doubleheader against Coastal Carolina. (4/10/13)

First Gamecock Grand Slam

Codee Yeske blasted a grand slam in the first game of the Charlotte doubleheader. (4/24/13)

First No-Hitter

Nickie Blue and Jessica Elliott combined vs. WCU (3/1/16)

- Part of a long line of facility upgrades for South Carolina, Carolina Softball Stadium at Beckham Field hosted its first games in the spring of 2013.
- The Gamecocks opened their \$8 million facility on March 15, 2013, against defending national champion Alabama.
- All three games during opening weekend had a maximum capacity of 830 fans.
- Throwing out the first pitch on Friday night was Mitzi Beckham, who along with her husband David, continue to be honored by having the field named after them.
- Head women's basketball coach Dawn Staley and head football coach Steve Spurrier also helped out on opening weekend, throwing out first pitches on Saturday and Sunday, respectively.
- South Carolina got its first win in Carolina Softball Stadium history with a 5-0 shutout of Appalachian State on April 3, 2013.
- Carolina Softball Stadium at Beckham Field has a seating capacity of 1,305, with full capacity including standing room at 1,480. **This season, over 900 season tickets have been sold.**
- The stadium sits on the same site that the Gamecock Softball team has called home since 1983.
- Home plate has been in the same spot since the beginning of the 1997 season, when the former structure was built to usher in Southeastern Conference play.
- All time, South Carolina is 571-222-2 (.719) on the site. Since being renamed Beckham Field in 1998, the Gamecocks own a 294-169 (.635) mark on the field.
- A year after playing 17 games at home, the second-lowest mark in 16 years, the 2014 Gamecocks fell one postseason game shy from tying the 2002 team's record with 36 home games.
- The Gamecocks drew even with the 1997 team's win total of 27 wins, the second most in the field's history. The Gamecocks went 27-8 at Carolina Softball Stadium in 2014.
- Out of those 36 home games, South Carolina posted a shutout in 13 of them. One loss even saw the Gamecocks throw a one-hitter (vs. No. 16/19 Minnesota, 3/19). Another loss came in a 1-0 extra-inning game (vs. Longwood 4/26)
- In the 29 home dates in 2014, the Gamecocks posted paid crowds over 1,000 in 22 of them.
- Carolina Softball Stadium at Beckham Field hosted the 2014 SEC Softball Tournament, won by Georgia for the first time. All five sessions of the event had attendance marks over 1,100, with Saturday's finals on ESPN2 hitting the stadium's capacity with standing room filled at 1,480.
- All nine games of the SEC Softball Tournament were on the ESPN family of networks, giving the program and stadium national exposure over those four days.

19 NCAA TOURNAMENT BIDS ♦ EIGHT WOMEN'S COLLEGE WORLD SERIES APPEARANCES

NUMERICAL ROSTER

No	Name	Pos.	B/T	Ht.	Class	EX	Hometown/Previous School
1	Lauren Stewart	OF	R/R	5-6	So.	TR	Alpharetta, Ga./Purdue
2	Kenzi Maguire	IF	R/R	5-5	So.	1L	Hudson, Fla./River Ridge HS
3	Jordyn Augustus	C/U	R/R	5-4	Jr.	2L	New Tripoli, Pa./Parkland HS
4	Hayley Copeland	P	R/R	6-0	Jr.	2L	Yorba Linda, Calif./Esperanza HS
6	Shannon Plese	OF	L/L	5-8	Jr.	TR	Knoxville, Tenn./Chattanooga State CC
7	Mackenzie Boesel	IF	L/R	5-5	Fr.	HS	Yorba Linda, Calif./Orange Lutheran HS
8	Taylor Williams	U	R/R	5-10	Sr.	3L	Flatonia, Texas/Flatonia HS
9	Cayla Drotar	P/1B	R/R	5-6	Fr.	HS	Hartsville, S.C./Hartsville HS
10	Jessica Elliott	P	R/R	5-8	Sr.	1L	Orlando, Fla./Chipola College
11	Krystan White	IF	R/R	5-6	Jr.	2L	Chesterfield, S.C./Chesterfield HS
12	Kaylea Snaer	1B	R/R	5-9	Sr.	3L	Rowland Heights, Calif./Rowland HS
14	Alexis Lindsey	IF	L/L	5-9	Fr.	HS	San Jose, Calif./Leigh HS
15	Macey Webb	1B	R/R	5-6	Sr.	3L	Stanfield, N.C./West Stanly HS
18	Tiara Duffy	OF	L/L	5-9	Jr.	2L	Rehoboth Beach, Del./Cape Henlopen HS
21	Victoria Williams	U	L/R	5-6	Sr.	3L	Williamston, S.C./Palmetto HS
23	Kennedy Clark	OF	L/L	5-5	So.	1L	Chino Hills, Calif./Ayala HS
24	Kamryn Watts	U	L/R	5-6	Jr.	2L	Los Angeles, Calif./Torrance HS
33	Nickie Blue	P	R/R	6-1	Sr.	3L	Longmont, Colo./Niwot HS
41	Alyssa VanDerveer	C	R/R	5-7	Jr.	TR	Hillsborough, N.J./Penn State
44	Lex Hull	C	L/R	5-8	So.	1L	Louisville, Ky./Ballard HS

ALPHABETICAL ROSTER

No	Name	Pos.	B/T	Ht.	Class	EX	Hometown/Previous School
3	Jordyn Augustus	C/U	R/R	5-4	Jr.	2L	New Tripoli, Pa./Parkland HS
33	Nickie Blue	P	R/R	6-1	Sr.	3L	Longmont, Colo./Niwot HS
7	Mackenzie Boesel	IF	L/R	5-5	Fr.	HS	Yorba Linda, Calif./Orange Lutheran HS
23	Kennedy Clark	OF	L/L	5-5	So.	1L	Chino Hills, Calif./Ayala HS
4	Hayley Copeland	P	R/R	6-0	Jr.	2L	Yorba Linda, Calif./Esperanza HS
9	Cayla Drotar	P/1B	R/R	5-6	Fr.	HS	Hartsville, S.C./Hartsville HS
18	Tiara Duffy	OF	L/L	5-9	Jr.	2L	Rehoboth Beach, Del./Cape Henlopen HS
10	Jessica Elliott	P	R/R	5-8	Sr.	1L	Orlando, Fla./Chipola College
44	Lex Hull	C	L/R	5-8	So.	1L	Louisville, Ky./Ballard HS
14	Alexis Lindsey	IF	L/L	5-9	Fr.	HS	San Jose, Calif./Leigh HS
2	Kenzi Maguire	IF	R/R	5-5	So.	1L	Hudson, Fla./River Ridge HS
6	Shannon Plese	OF	L/L	5-8	Jr.	TR	Knoxville, Tenn./Chattanooga State CC
12	Kaylea Snaer	1B	R/R	5-9	Sr.	3L	Rowland Heights, Calif./Rowland HS
1	Lauren Stewart	OF	R/R	5-6	So.	TR	Alpharetta, Ga./Purdue
41	Alyssa VanDerveer	C	R/R	5-7	Jr.	TR	Hillsborough, N.J./Penn State
24	Kamryn Watts	U	L/R	5-6	Jr.	2L	Los Angeles, Calif./Torrance HS
15	Macey Webb	1B	R/R	5-6	Sr.	3L	Stanfield, N.C./West Stanly HS
11	Krystan White	IF	R/R	5-6	Jr.	2L	Chesterfield, S.C./Chesterfield HS
8	Taylor Williams	U	R/R	5-10	Sr.	3L	Flatonia, Texas/Flatonia HS
21	Victoria Williams	U	L/R	5-6	Sr.	3L	Williamston, S.C./Palmetto HS

COACHING STAFF

Head Coach	Beverly Smith (7th season, North Carolina, 1995)
Associate Head Coach	Lisa Navas (5th season, Oklahoma City, 1987)
Assistant Coach	Calvin Beamon (7th season, UNLV, 2010)
Volunteer Assistant Coach	Matt Stewart (1st season, Florida, 2014)
Director of Operations	Kacey Friedman (4th season, South Carolina, 2012)
Strength & Conditioning Coach	Ryan Waterbury (5th season, USC Upstate, 2010)
Athletic Trainer	Mike Rice (1st season, James Madison, 2015)
Graduate Student Manager	Renada Davis (2nd season, NC State, 2015)

PRONUNCIATION GUIDE

Mackenzie BOESEL	BŌ-zuhl
Cayla DROTAR	DROH-tahr
TIARA Duffy	tee-ERR-ah
Shannon PLESE	PLEECE (like fleece)
KAYLEA SNAER	Kay-LEE-uh SNARE

ROSTER BY CLASS

Senior (6): Nickie Blue, Jessica Elliott, Kaylea Snaer, Macey Webb, Taylor Williams, Victoria Williams

Junior (7): Jordyn Augustus, Hayley Copeland, Tiara Duffy, Shannon Plese, Alyssa VanDerveer, Kamryn Watts, Krystan White

Sophomore (4): Kennedy Clark, Lex Hull, Kenzi Maguire, Lauren Stewart

Freshman (3): Mackenzie Boesel, Cayla Drotar, Alexis Lindsey

ROSTER BY HEIGHT

6-1	Nickie Blue
6-0	Hayley Copeland
5-10	Taylor Williams
5-9	Tiara Duffy, Alexis Lindsey, Kaylea Snaer
5-8	Jessica Elliott, Lex Hull, Shannon Plese
5-7	Alyssa VanDerveer
5-6	Cayla Drotar, Lauren Stewart, Kamryn Watts, Macey Webb, Krystan White, Victoria Williams
5-5	Mackenzie Boesel, Kennedy Clark, Kenzi Maguire
5-4	Jordyn Augustus

ROSTER BY STATE

California (6): Mackenzie Boesel, Kennedy Clark, Hayley Copeland, Alexis Lindsey, Kaylea Snaer, Kamryn Watts
South Carolina (3): Cayla Drotar, Krystan White, Victoria Williams
Florida (2): Jessica Elliott, Kenzi Maguire
Colorado (1): Nickie Blue
Delaware (1): Tiara Duffy
Georgia (1): Lauren Stewart
Kentucky (1): Lex Hull
New Jersey (1): Alyssa VanDerveer
North Carolina (1): Macey Webb
Pennsylvania (1): Jordyn Augustus
Tennessee (1): Shannon Plese
Texas (1): Taylor Williams