



2017-18 SOUTH CAROLINA MEN'S BASKETBALL

DIRECTOR OF ATHLETICS COMMUNICATIONS & PUBLIC RELATIONS: EMILY MILES // EFEENEY@MAILBOX.SC.EDU

CELL: 803-727-3284 // **TWITTER:** @EMILYMILES_SID

GAMECOCK MEN'S BASKETBALL SOCIAL MEDIA: #GAMECOCKS

TWITTER AND INSTAGRAM: @GAMECOCKMBB // **FACEBOOK:** /GAMECOCKMBB

GAMECOCK ATHLETICS ON THE WEB: GAMECOCKSONLINE.COM

2017-18 SCHEDULE

OVERALL: 5-2 | **SEC:** 0-0

HOME: 1-0 | **AWAY:** 2-0 | **NEUTRAL:** 2-2

OCTOBER

30 Erskine + W, 85-44

NOVEMBER

5 Virginia Tech = L, 86-67
 10 at Wofford W, 73-52
 13 Western Michigan ^ W, 78-60
 16 vs. Illinois State # L, 69-65
 17 vs. UTEP # W, 80-56
 19 vs. Western Michigan # W, 79-66
 27 at FIU W, 78-61
 30 vs. Temple % L, 76-60

DECEMBER

2 UMass 2 p.m./SECN+
 6 Wyoming 7 p.m./SECN+
 9 Coastal Carolina 12 p.m./ SECN
 19 at Clemson 7 p.m./ESPN
 27 Limestone 3 p.m./SECN+
 31 at Ole Miss* 6 p.m./ESPN2

JANUARY

3 Missouri* 9 p.m./ESPN2
 6 Vanderbilt* 6:45 p.m./ SECN
 9 at Alabama* 7 p.m./ SECN
 13 at Georgia* 1 p.m./ SECN
 16 Kentucky* 9 p.m./ESPN
 20 Tennessee* 6 p.m./ESPN2
 24 at Florida* 7 p.m./ SECN
 27 Texas Tech ! 12 p.m./ESPN2
 31 Mississippi State* 8:30 p.m./ SECN

FEBRUARY

3 at Texas A&M* 2 p.m./ESPN/2
 6 at Arkansas* 7 p.m./ESPN2
 10 Florida* 12 p.m./CBS
 13 at Tennessee* 9 p.m./ESPN
 17 Auburn* 3:30 p.m./ SECN
 21 Georgia* 6:30 p.m./ SECN
 24 at Mississippi State* 3:30 p.m./ SECN
 28 LSU* 6:30 p.m./ SECN

MARCH

3 at Auburn* 3:30 p.m./ SECN
 3-11 SEC Tournament (St. Louis, Mo.) & TBD
 15-18 NCAA Tourn. First/Second Rounds TBD
 23-25 NCAA Tourn. Sweet 16/Elite Eight TBD
 31 Final Four TBD

APRIL

2 National Championship TBD

All home games in **bold** | All times listed Eastern | **SECN+** - SEC Network + | **SECN** - SEC Network | **CBSSN** - CBS Sports Network | * indicates SEC contest | + indicates exhibition | = - Hoops 4 Hurricane Relief exhibition | ^ - Puerto Rico Tip-Off (Columbia, S.C.) | # - Puerto Rico Tip-Off (Myrtle Beach, S.C.) | % - Under Armour Reunion | ! - Big 12/SEC Challenge (Columbia, S.C.) | & - SEC Tournament (St. Louis, Mo.)



GAMECOCKS

(5-2, 0-0 SEC)

HEAD COACH: Frank Martin (FIU, '93)

AT CAROLINA: 101-76 (6th season)

CAREER: 218-130 (11th season)

VS. UMass: 0-0

TOP SCORER: Silva (12.7)

TOP REBOUNDER: Silva (8.1)

TOP ASSIST MAKER: Gravett (4.7)

MEDIA RELATIONS: Emily Miles

TWITTER UPDATES: @GamecockMBB



MINUTEMEN

(3-4, 0-0 COLONIAL)

HEAD COACH: Matt McCall (Florida, '04)

AT UMass: 3-4 (1st season)

CAREER: 51-22 (3rd season)

VS. CAROLINA: 0-0

TOP SCORER: Pipkins (17.3)

TOP REBOUNDER: Hines (6.6)

TOP ASSIST MAKER: Anderson (4.4)

MEDIA RELATIONS: John Sinnott

TWITTER UPDATES: @UMassBasketball

GAME INFO

ARENA: Colonial Life Arena
(18,000)

BROADCAST: SEC Network +
PLAY-BY-PLAY: Kevin Fitzgerald

RADIO: Gamecock Radio Network

PLAY-BY-PLAY: Derek Scott

ANALYST: Casey Manning

SIRIUS: N/A | **XM:** N/A

WATCH: WatchESPN.com

LIVE STATS: GamecocksOnline.com

TICKETS: GamecocksOnline.com

SERIES: UMass leads 1-0

LAST MEETING: 84-66 UMass
win, Dec. 29, 1992, in Springfield,
Mass, in the Hall of Fame Classic

PROBABLE STARTERS

SOUTH CAROLINA	HT.	WT.	YR.	HOMETOWN	PPG	RPG	MPG
G - #2 Hassani Gravett	6-2	187	R-Jr.	Villa Rica, Ga.	8.4	5.3	25.9
G - #5 Frank Booker	6-3	208	GS	Augusta, Ga.	10.0	2.0	25.9
F - #10 Justin Minaya	6-5	210	Fr.	Harrington Park, N.J.	9.6	4.9	27.9
F - #21 Maik Kotsar	6-10	260	So.	Tallin, Estonia	11.1	4.3	27.1
F - #30 Chris Silva	6-9	223	So.	Libreville, Gabon	12.7	8.1	23.3

UMASS	HT.	WT.	YR.	HOMETOWN	PPG	RPG	MPG
G - #2 Luwane Pipkins	5-11	185	So.	Chicago, Ill.	17.3	3.4	34.7
G - #23 C.J. Anderson	6-6	207	Sr.	Memphis, Tenn.	9.9	4.4	33.6
G - #42 Rayshawn Miller	6-1	200	Jr.	Boston, Mass.	10.7	5.4	18.9
F - #0 Malik Hines	6-10	255	Jr.	Jackson, Miss.	7.7	6.6	26.3
C - #45 Rashaan Holloway	6-11	310	Jr.	Elmer, N.J.	10.7	5.4	18.9

STARTING FIVE

> After playing six of its first seven games away from home, South Carolina returns to Colonial Life Arena to host three-straight non-conference matchups, beginning with Saturday's game vs. UMass.

> Saturday's game is Carolina's first at home since Nov. 13.

> South Carolina suffered a 76-60 defeat to Temple at the Under Armour Reunion at Madison Square Garden on Thursday night. It marked Carolina's first game at the venue since posting Sweet 16 and Elite Eight wins over Baylor and Florida, respectively, last March.

> Rookie guard David Beatty hit double-figures for the first time in his Gamecock career with 13 points on 6-of-11 shooting from the field vs. Temple. Beatty is averaging 5.0 points per game this season.

> Dating back to the 2015-16 campaign, South Carolina is 32-6 in games played at Colonial Life Arena.

HEADLINES

> South Carolina is in its 110th season of varsity basketball in 2017-18.

> South Carolina advanced to its first Final Four in 2016-17, which included posting its first NCAA Tournament win since the 1973 campaign when it tallied a 93-73 win over Marquette in the First Round.

> The Gamecocks finished the 2016-17 campaign with a 26-11 overall record. The 26 wins were a program record.

> Among active Division I head coaches, South Carolina's Frank Martin holds the sixth-highest NCAA Tournament winning percentage (.667) behind only Duke's Mike Krzyzewski, North Carolina's Roy Williams, Kentucky's John Calipari, Michigan State's Tom Izzo and Kansas' Bill Self.

> Over the course of the last three seasons (2015-16-present), the Gamecocks are 24-16 (.600) combined in games played away from home (away/neutral).

> South Carolina compiled 51 wins over the course of the 2015-16 and 2016-17 seasons.

> Entering the 2017-18 campaign, Frank Martin has led his team to at least 20 wins in seven of 10 seasons.
















FRANK MARTIN

> South Carolina head coach Frank Martin is in his sixth season leading the Gamecocks and 11th season overall as a head coach in 2017-18. Martin, the 2017 Jim Phelan National Coach of the Year (CollegeInsider.com), led South Carolina to its first Final Four and a school record 26 wins a season ago. In his 10 seasons as a head coach, Martin has led his teams to at least 21



SOUTH CAROLINA GAMECOCKS

OVERALL: 5-2; SEC: 0-0; HOME: 1-0; AWAY: 2-0; NEUTRAL: 2-2

0		DAVID BEATTY - Fr. - G - 6-2 - 205 - Philadelphia, Pa. MIN PTS RBS AST FG% 3FG% FT% 14.6 5.0 0.7 1.3 35.1 27.8 1.000	<ul style="list-style-type: none"> - Scored six points with two assists in opener at Wofford (Nov. 10) - Seven points with two assists and a steal in win vs. WMU (Nov. 13) - Scored seven points in loss to Illinois State (Nov. 16) - Top scoring output of the season with 13 in the loss to Temple (Nov. 30); 6-11 FG
1		KORY HOLDEN - R-Jr. - G - 6-1 - 197 - Salisbury, Md. MIN PTS RBS AST FG% 3FG% FT% 9.7 3.6 0.9 1.3 39.1 28.6 55.6	<ul style="list-style-type: none"> - In two seasons at Delaware, scored 892 points - Averaged 17.7 points and 4.2 assists during sophomore season - Strong vs. WMU (Nov. 13), tallied six points with 3 rebounds, 1 assist - 11 points with two assists in win vs. UTEP; was 4-of-5 from the field vs. Miners
2		HASSANI GRAVETT - R-Jr. - G - 6-2 - 187 - Villa Rica, Ga. MIN PTS RBS AST FG% 3FG% FT% 25.9 8.4 5.3 4.7 40.0 36.0 62.5	<ul style="list-style-type: none"> - 10 points, with career high 9 rebounds and 5 assists vs. Illinois State (Nov. 16) - Dished a career high nine assists in the win vs. UTEP, including six in the first half - Scored nine points with six assists and five rebounds in win over Western Mich. (Nov. 19) - In three games at Puerto Rico Tip-Off, tallied 20 assists, 6.7 per game - 7 points, 7 assists, career high 10 rebounds in win at FIU
5		FRANK BOOKER - GS - G - 6-3 - 208 - Augusta, Ga. MIN PTS RBS AST FG% 3FG% FT% 25.9 10.0 2.0 1.4 41.8 37.8 63.6	<ul style="list-style-type: none"> - 14 points with three 3s in win vs. WMU (Nov. 13) - 10 points with four assists in 28 minutes vs. Illinois State (Nov. 16) - Scored 11 points with two steals in win over Western Michigan (Nov. 19) - Has hit three 3s in four of Carolina five games this season - Season high four 3s in win at FIU; has hit at least three 3s in five of seven games
10		JUSTIN MINAYA - Fr. - F - 6-5 - 210 - Harrington Park, N.J. MIN PTS RBS AST FG% 3FG% FT% 27.9 9.6 4.9 1.4 39.3 34.5 72.2	<ul style="list-style-type: none"> - Scored a season high 14 points, hitting three 3s, in win vs. UTEP; also 3 assists - Scored nine points with two blocks and a steal in win over West. Michigan (Nov. 19) - 13 points, four rebounds and two assists in season high 26 minutes in win at FIU (Nov. 27) - Scored 11 points with seven rebounds and two steals vs. Temple (Nov. 30)
12		KHADIM GUEYE - So. - F - 7-0 - 248 - Dakar, Senegal MIN PTS RBS BLK FG% 3FG% FT% 5.6 0.0 1.0 0.0 0.0 0.0 0.0	<ul style="list-style-type: none"> - Saw action in 28 games last season, scoring 0.4 points per outing - Scored three points in exhibition action vs. Erskine (Oct. 30), and added two points with two rebounds vs. Virginia Tech (Nov. 5) - Saw 10 minutes of action at Wofford (Nov. 10), pulled down 4 rebounds
13		FELIPE HAASE - Fr. - F - 6-9 - 249 - Osorno, Chile MIN PTS RBS AST FG% 3FG% FT% 22.0 6.3 4.6 0.7 44.1 41.2 63.6	<ul style="list-style-type: none"> - Solid in win vs. UTEP (Nov. 17), scoring seven points, with seven rebounds and a steal - 10 points, five rebounds, an assists and a steal in win over Western Michigan (Nov. 19) - Scored four points in win at FIU - Has hit 7-of-15 attempts from beyond the arc, 46.7%
14		IBRAHIM FAMOUKE DOUMBIA - Fr. - F - 6-6 - 205 - Bamako, Mali MIN PTS RBS AST FG% 3FG% FT% 2.6 0.4 0.4 0.0 50.0 0.0 0.0	<ul style="list-style-type: none"> - Averaged 27 points and 19 rebounds per game as a senior at Miami Country Day - Named 2017 5A-2A First-Team All-Dade County - Represented Mali's National Team at U18 Championships in 2016 - Scored first career points vs. Illinois State (Nov. 16) on a lay-in
15		WESLEY MYERS - GS - G - 6-1 - 193 - Brooklyn, N.Y. MIN PTS RBS AST FG% 3FG% FT% 15.7 5.7 2.4 1.0 40.5 28.6 45.7	<ul style="list-style-type: none"> - Averaged 16.9 points and 4.5 rebounds per game last season at Maine - Tallied 10 points, hitting a pair of 3s, with 2 assists and a steal vs. Wofford (Nov. 10) - Best game of the season thus far vs. WMU (Nov. 19), with 14 points, two assists and a steal; scored 1,000th career point vs. the Broncos at the Puerto Rico Tip-Off
20		TOMMY CORCHIANI - So. - G - 6-3 - 180 - Raleigh, N.C. MIN PTS RBS AST FG% 3FG% FT% 1.0 0.0 0.0 0.0 0.0 0.0 0.0	<ul style="list-style-type: none"> - Saw action in five games last season - Played a season high four minutes in home win vs. Auburn last season - Son of Chris Corchiani, who played basketball at NC State
21		MAIK KOTSAR - Fr. - F - 6-10 - 280 - Tallin, Estonia MIN PTS RBS AST FG% 3FG% FT% 27.1 11.1 4.3 2.0 54.0 37.5 38.9	<ul style="list-style-type: none"> - Seven points with six rebounds and two steals vs. Illinois State (Nov. 16) - Tallied 14 points with two rebounds and two steals in win vs. UTEP (Nov. 17) - Six points with four rebounds and two steals in win over Western Mich. (Nov. 19) - Matched career high with 16 points, dished career high six assists, 3 steals at FIU - 12 points, two assists and a steal in loss to Temple (Nov. 30)
23		EVAN HINSON - So. - G - 6-4 - 240 - Deltona, Fla. MIN PTS RBS AST FG% 3FG% FT% 2.6 1.1 0.6 0.1 37.5 20.0 1.000	<ul style="list-style-type: none"> - Also a member of the Gamecock football team - Will join the basketball squad at the conclusion of the football season - Averaged 1.1 points in 2.6 minutes per game last season, making eight appearances
25		CHRISTIAN SCHMITT - So. - G - 5-11 - 180 - Mars, Pa. MIN PTS RBS AST FG% 3FG% FT% 2.0 0.0 0.0 0.0 0.0 0.0 0.0	<ul style="list-style-type: none"> - Saw action in five games last season - Played a season high three minutes in win over SC State - Saw action in win vs. WMU (Nov. 13) - Saw court time vs. UTEP (Nov. 17)
30		CHRIS SILVA - Jr. - F - 6-9 - 223 - Libreville, Gabon MIN PTS RBS AST FG% 3FG% FT% 23.3 12.7 8.1 1.6 51.1 40.0 73.6	<ul style="list-style-type: none"> - Was 10-of-14 from the foul line vs. the Redbirds, both marks were career highs - 15 points, seven rebounds and two blocks in win vs. UTEP (Nov. 17) - 14 points, five rebounds and two assists in win over WMU (Nov. 19)/6-8 FT line - 7th career double-double at FIU; career high 26 points and 10 rebounds - Pulled down nine rebounds in loss to Temple (Nov. 30)
33		JASON CUDD - Fr. - F - 7-1 - 255 - Myrtle Beach, S.C. MIN PTS RBS AST FG% 3FG% FT% 2.5 1.0 1.0 0.0 0.0 0.0 1.000	<ul style="list-style-type: none"> - 3-star recruit according to 247sports.com - Averaged 18.7 points and 7.6 rebounds per game during senior season at Socastee - Father played college basketball at College of Charleston - Saw first college action in win vs. WMU (Nov. 13)

BY THE NUMBERS

22

> Led by Hassani Gravett's seven, the Gamecocks dished a season high 22 assists in the win at FIU on Nov. 27. It was the most assists in a game for Carolina since the team had 23 in the home win over Auburn last season on Jan. 24, 2017.

26

> Junior forward Chris Silva set a career high with 26 points in the win at FIU on Nov. 27. He nearly doubled his career high with 10 made field goals vs. the Panthers as well.

+7.4

> South Carolina is sixth in the SEC (games through Nov. 30) with a +7.4 rebound margin. Carolina out-rebounded FIU, 40-25, on Nov. 27.

100

> The Nov. 19 win over Western Michigan marked the 100th of head coach Frank Martin's career as head coach at Carolina.

A CAROLINA WIN WOULD...

> Be Carolina's second at home this season and the 17th win for the Gamecocks in the last 20 contests at Colonial Life Arena.
> Even the all-time series with UMass to 1-1.
> Be the 10th home win in non-conference action dating back to the beginning of last season. Carolina went 8-1 in non-conference home games during the 2016-17 campaign.

KEY STAT

> Entering the season, one of the main concerns about the 2017-18 campaign was filling the scoring void left from the departure of the trio of Thornwell, Notice and Dozier (41.6 ppg). Early this season, the Gamecocks have been able to spread the wealth on the offensive end. At least four Gamecocks have scored in double figures in all five of Carolina's wins this season, including four with double digits in the Nov. 27 win over FIU. Junior forward Chris Silva and graduate transfer guard Frank Booker have both tallied five games with double-figures early this season.



Last season South Carolina advanced to the school's first Final Four. Carolina posted a 93-73 win over Marquette in the NCAA Tournament First Round, its first Tournament victory since 1973. The Gamecocks went on to defeat three of the East Region's top four seeds in No. 2 Duke, No. 3 Baylor and No. 4 Florida, en route to a school record 26 wins and a berth in the Final Four in Phoenix.

wins seven times, including a combined 51 wins for the Gamecocks over the course of the 2005-16 and 2016-17 seasons. Martin is a native of Miami, Fla., and a graduate of FIU.

> Prior to his time on the sidelines in the college ranks, Martin spent 15 years in high school coaching in Miami, Fla., including the last seven as a head coach. He was part of five state championships as an assistant at Miami Senior High School (1985-93), before earning two titles as the program's head coach (1995-98). Highlighting Martin's stint as the head coach of the program were consecutive 30-win seasons and consecutive Florida 6A State Championships in 1996 and 1997, with his 1997 squad earning a 36-1 overall record and ranking No. 4 in the USA Today Top 25 Poll. He also served as the head coach at North Miami Senior High School (1993-95) and one season at Booker T. Washington High School (1999-2000).

SCOUTING THE GAMECOCKS

> South Carolina looks to rebound on Saturday vs. UMass after suffering a 76-60 loss to Temple on Thursday at Madison Square Garden in the Under Armour Reunion.

> South Carolina struggled offensively in the matchup vs. the Owls, hitting just 37.9 percent from the field - its second-lowest mark of the season - and just 28.6 percent from beyond the arc.

> Rookie guard David Beatty hit 6-of-11 attempts from the floor for his first-career double-figure scoring game vs. Temple.

> Silva struggled offensively, hitting just 2-of-10 attempts from the floor, but he pulled down a team high nine rebounds and continues to lead the Gamecocks with 8.1 rebounds per game this season, which ranks fifth in the SEC (games through Nov. 30).

> Rookie guard Justin Minaya continues to have a solid start to his career in the Garnet and Black. He scored 11 points with two steals and seven rebounds vs. Temple. For the year, he is averaging 9.6 points and 4.9 rebounds per game.

SCOUTING UMASS

> UMass enters Saturday's matchup with a 3-4 overall record, but the Minutemen have lost three-straight, including a 68-66 decision to Quinnipiac on Wednesday.

> UMass is led by head coach Matt McCall in his first season. He was previously the head coach at UT- Chattanooga, and was an assistant at his alma mater, Florida. > Sophomore guard Luwane Pipkins leads the squad with 17.3 points per game this season, but he struggled vs. Quinnipiac, hitting just 2-of-13 attempts from the field.

> Junior center Rashaan Holloway is also in double-figures on the year, posting 10.7 per game. He had 14 with seven rebounds in UMass' last outing.

> UMass has wins this season over UMass Lowell, Niagara and Western Carolina. Its other losses came to Harvard in OT, Minnesota and BYU.

THE SERIES

> South Carolina and UMass have met just once, a game that saw the Minutemen claim an 84-66 victory in the Hall of Fame Classic in Springfield on Dec. 29, 1992.

> Former UTEP and Auburn head coach Tony Barbee led UMass in that game, hitting 11-of-13 attempts from the floor, and posting a game high 31 points with seven rebounds.

> Jamie Watson led Carolina in the game with 13 points.

BY THE NUMBERS

3 - Grad transfer guard Frank Booker has 17 3s on the year, which is a team high. He has hit three 3s in five of Carolina's seven games this season.

6-3 - South Carolina was 6-3 last season in games against opponents ranked in the top 25.

6.4% - South Carolina returns just 6.4% of its made 3-point baskets from last season.

6-5 - South Carolina was 6-5 in road games last season.

10 - Chris Silva has three games with 10 rebounds this season. Last season, the Libreville, Gabon, native had six double-digit rebound performances, including a career high 13 rebounds in the Final Four matchup vs. Gonzaga.

+13 - South Carolina out-rebounded Wofford 40-28 in the season opener, and had 14 more rebounds (46-32) than Western Michigan on Nov. 13, and the Gamecocks currently hold a +7.4 mark in rebound margin. Last season, Carolina was 20-1 when out-rebounding its opponent.

23 - The Gamecocks forced 23 UTEP turnovers, marking the most turnovers in a game by a Carolina opponent since Alabama had 24 turnovers in the 4OT contest last season at Colonial Life Arena (Feb. 7, 2017).

42 - South Carolina tallied a season high 42 points in the paint in the win at FIU on Nov. 27, paced by Chris Silva's career high 26 points. The Gamecocks currently average 28.6 points in the paint per game.

83 - Junior Kory Holden is just 83 points away from reaching 1,000 for his career. He tallied 892 points in just two seasons at Delaware.

STAT COMPARISON

	SC	UMASS	NCAA Rank
Record	5-2	3-4	91/235
Conference Record	-	-	-
Current Streak	L1	L3	-
Scoring Avg.	73.3	72.9	215/223
Opponent Scoring Avg.	62.9	70.9	36/158
Scoring Margin	+10.4	+2.0	101/201
Field Goal %	.433	.450	245/176
Opponent Field Goal %	.409	.412	93/105
3-Point Field Goal %	.349	.345	180/199
Opponent 3-Point Field Goal %	.298	.325	53/129
3-Point Field Goal Made PG	8.4	7.0	117/216
3-Point Field Goal Attempts PG	24.1	20.3	105/216
Free Throw %	.675	.766	249/46
Opponent Free Throw %	.669	.777	-
Rebounding Avg.	39.0	36.3	91/194
Opponent Rebounding Avg.	31.6	32.7	-
Rebounding Margin	+7.4	+3.6	52/125
Turnovers Avg.	15.1	14.6	268/234
Opponent Turnover Avg.	16.3	13.4	61/225
Assists Avg.	15.1	14.4	123/153
Blocks Avg.	3.1	4.6	202/70
Steals Avg.	6.1	5.6	210/256

% indicates total attempts

NCAA stats games through Nov. 30

ASSOCIATED PRESS TOP 25

Nov. 27, 2017

Rk.	Team	Record	Pts.
1	Duke (65)	8-0	1,625
2	Kansas	5-0	1,531
3	Michigan State	5-1	1,481
4	Villanova	6-0	1,435
5	Notre Dame	6-0	1,297
6	Florida	5-1	1,272
7	Kentucky	6-1	1,179
8	Wichita State	4-1	1,134
9	Texas A&M	6-0	1,130
10	Miami	5-0	1,001
11	Cincinnati	6-0	972
12	Minnesota	7-0	929
13	North Carolina	5-1	922
14	USC	4-1	681
15	Gonzaga	5-1	666
16	Baylor	5-0	576
17	Louisville	4-0	568
18	Virginia	6-0	510
19	West Virginia	6-1	418
20	Arizona State	6-0	383
21	Xavier	5-1	370
22	Texas Tech	6-0	247
23	TCU	6-0	133
24	Alabama	5-1	128
25	Creighton	5-1	124

Others receiving votes: Seton Hall 87, Nevada 61, Purdue 56, UCLA 56, Arizona 34, Washington State 25, Texas 22, Arkansas 17, Tennessee 14, Providence 9, Northwestern 8, Rhode Island 6, Georgia 5, Saint Mary's 5, Oklahoma 3, UNLV 2, Vermont 1, UT Arlington 1, Maryland 1

Dropped from rankings: Arizona 2, Purdue 18, Seton Hall 20, Saint Mary's 21, UCLA 23

ESPN/USA TODAY TOP 25

Nov. 27, 2017

Rk.	Team	Record	Pts.
1	Duke (30)	8-0	773
2	Kansas (1)	5-0	736
3	Michigan State	5-1	692
4	Villanova	6-0	691
5	Notre Dame	6-0	617
6	Florida	5-1	605
7	Kentucky	6-1	543
8	Wichita State	4-1	487
9	Cincinnati	6-0	467
10	Texas A&M	6-0	447
11	North Carolina	5-1	443
12	Minnesota	7-0	420
13	Miami	5-0	416
14	Gonzaga	5-1	332
15	Virginia	6-0	290
16	Baylor	5-0	265
17	Louisville	4-0	250
18	USC	4-1	245
19	West Virginia	6-1	213
20	Xavier	5-1	209
21	Arizona State	6-0	152
22	Texas Tech	6-0	123
23	Creighton	5-1	96
24	Seton Hall	5-1	83
25	UCLA	5-1	72

Others receiving votes: Purdue 62, TCU 59, Alabama 48, Arizona 44, Arkansas 25, Saint Mary's 25, Oklahoma 20, Texas 17, Nevada 16, Providence 13, Washington State 13, Michigan 11, Butler 8, SMU 8, UT Arlington 7, Florida State 7, Syracuse 6, Missouri 5, Louisiana Tech 5, Virginia Tech 4, Tennessee 3, Loyola-Chicago 1, Rhode Island 1

Dropped from rankings: Arizona 4, Purdue 16, Saint Mary's 21

CAROLINA TRENDS UNDER MARTIN

Gamecock trends under Frank Martin ...

> South Carolina is 66-39 when posting at least six made 3s in a game.

- South Carolina posted 11 3s in the season-opening win at Wofford on Nov. 10.

> South Carolina is 80-29 when scoring more points in the paint than its opponent.

- The Gamecocks out-scored UTEP 28-20 in points in the paint.

> South Carolina is 84-35 when holding its opponents to under 45 percent from the field.

- South Carolina has held five of seven opponents to under 45 percent from the field this season.

> South Carolina is 81-29 when out-rebounding its opponent.

- South Carolina out-rebounded UTEP by nine, 36-27, in the win on Nov. 17.

UP NEXT

> South Carolina continues its homestand when Wyoming visits Columbia for a 7 p.m. ET match-up on Wednesday, Dec. 6. Wyoming head coach Allen Edwards played for Gamecock head coach Frank Martin at Miami Senior High, and he is also the brother of Gamecock staff member Doug Edwards. The contest will be broadcast on SEC Network+.

UTEP GAME NOTES

> Redshirt junior point guard Hassani Gravett notched a career-high nine assists. He had six in the first half to go alongside zero turnovers.

> Freshman Justin Minaya poured in a career-high 14 points in 28 minutes of action. The Harrington Park, N.J., native, was 4-for-7 from the field, knocking down a career-high three 3s.

> Chris Silva (15), Maik Kotsar (14) and Kory Holden (11) joined Minaya in double figures. Holden went 4-for-5 from the field en route to his first career double-figure game in Garnet and Black.

> The win marks Carolina's first on a neutral floor this season. Head coach Frank Martin now has 99 career victories in his six seasons in Columbia.

> The Gamecocks were sizzling from the field in the first 20 minutes, starting the game 11-of-15 (73 percent) from the field. Carolina led by double-digits for the final 33:06 of the game.

> Carolina scored 50 points in the first half, marking the first time to hit the half-century mark in a half since scoring 65 in the second of half of the team's win over second-seeded Duke in the 2017 NCAA Tournament.

WESTERN MICHIGAN GAME NOTES (NOV. 19)

> With the victory over WMU, head coach Frank Martin now has 100 career victories at Carolina. He's in his sixth season in Columbia and joins elite company, becoming the fifth coach all-time in program history to notch 100 career wins at the University of South Carolina.

> Wesley Myers tied for the team lead with Chris Silva with 14 points. The graduate transfer scored his 1,000th career point with a fast break layup midway through the first half.

> Graduate transfer Frank Booker had 11 points, knocking down a trio of 3-pointers. He's now made three 3s in four of the team's first five games.

> Redshirt junior point guard Hassani Gravett led the team with six assists. Through 10 games,

CAROLINA BENCH PRODUCTION

SC HIGH			
GAME	SC-OPP	DIFF.	BENCH SCORER
at Wofford	28-5	+23	Haase/Myers, 10
West. Michigan	24-12	+12	Beatty/Haase, 7
vs. Illinois State	19-33	-14	Beatty, 7
vs. UTEP	24-12	+12	Holden, 11
vs. West. Mich.	30-22	+8	Myers, 14
at FIU	4-11	-7	Haase, 4
vs. Temple	21-25	-4	Beatty, 13
UMass			
Wyoming			
Coastal Carolina			
at Clemson			
Limestone			
at Ole Miss			
Missouri			
Vanderbilt			
at Alabama			
at Georgia			
Kentucky			
Tennessee			
at Florida			
Texas Tech			
Miss. State			
at Texas A&M			
at Arkansas			
Florida			
at Tennessee			
Auburn			
Georgia			
at Miss. State			
LSU			
at Auburn			

SPECIALTY STATS

(PP) points in paint; (OT) points off turnovers; (2nd) second chance points; (FB) fast break points

(South Carolina-Opponent)

GAME	PP	OT	2ND	FB
at Wofford	20-14	13-14	9-8	0-0
West. Michigan	32-30	16-13	13-8	11-10
vs. Illinois State	16-22	20-13	12-3	5-6
vs. UTEP	28-20	26-15	14-4	13-2
vs. West. Mich.	36-20	28-6	14-5	11-5
at FIU	42-30	25-18	12-4	13-11
vs. Temple	26-38	20-18	9-10	2-9
UMass				
Wyoming				
Coastal Carolina				
at Clemson				
Limestone				
at Ole Miss				
Missouri				
Vanderbilt				
at Alabama				
at Georgia				
Kentucky				
Tennessee				
at Florida				
Texas Tech				
Miss. State				
at Texas A&M				
at Arkansas				
Florida				
at Tennessee				
Auburn				
Georgia				
at Miss. State				
LSU				
at Auburn				
SC Total	200	148	83	55
SC Average	28.6	21.1	11.9	7.9
Opp Total	174	97	42	43
Opp Average	24.9	13.9	6.0	6.1

UNIVERSITY INFORMATION

Location..... Columbia, S.C.
 Founded..... 1801
 Enrollment..... 34,099
 Nickname..... Gamecocks
 Colors Garnet (PMS 202) and Black
 National Affiliation NCAA Division I
 Conference..... Southeastern (SEC)
 Athletics Web Address www.GamecocksOnline.com
 University Web Address..... www.sc.edu
 President Dr. Harris Pastides
 NCAA Representative Dr. Valinda Littlefield
 Athletics Director Ray Tanner
 Basketball Administrator/Exec. Assoc. AD Jeff Crane

BASKETBALL STAFF/INFORMATION

Head Coach Frank Martin
 Alma Mater Florida International, '93
 Record At South Carolina/Seasons 101-76 (.570), 6th seasons
 Overall Record/Seasons 218-130 (.626), 11th seasons
 Assistant Coach Perry Clark (Gettysburg, '74)
 Assistant Coach Chuck Martin (Monmouth, '93)
 Assistant Coach Bruce Shingler (St. Augustine's College, '05)
 Director of Basketball Operations Andy Assaley (Cincinnati, '96)
 Strength & Conditioning Coach..... Scott Greenawalt (Muskingum College, '98)
 Athletic Trainer Mark Rodger (Buffalo, '01)
 Video Coordinator Jay Gibbons (Clayton State, '03)
 Student-Athlete Development Doug Edwards (Florida State, '07)
 Special Assistant to the Head Coach..... Jarett Gerald (South Carolina, '11)
 Director of Social Media..... Dushawn Davis (Coastal Carolina, '11)
 Administrative Assistant John Reynolds (The Citadel, '11)
 Graduate Assistant Manager..... Brian Steele (South Carolina '16)
 Student Assistant Coach TeMarcus Blanton
 Student Assistant Coach Justin McKie (South Carolina '17)
 Dir. Athl. Comm./PR - MBB Emily Miles (Ball State, '03)
 Home Arena..... Colonial Life Arena
 Capacity..... 18,000
 Arena General Manager..... Sid Kenyon
 Press Row Phone Number 803-777-6182

BASKETBALL HISTORY

First Year of Basketball..... 1908
 All-Time Record..... 1,397-1,226-1 (.532)
 Overall Postseason Record..... 30-20 (.600)
 NCAA Tournament Appearances..... 9 (1971, 1972, 1973, 1974, 1989, 1997, 1998, 2004, 2017)
 NCAA Tournament Record..... 8-10
 Last NCAA Tournament Appearance..... 2017, Final Four, 77-73 L to Gonzaga
 NIT Appearances 12 (1969, 1975, 1978, 1983, 1991, 1996, 2001, 2002, 2005, 2006, 2009, 2016)
 NIT Record 22-10
 Last NIT Appearance 2016, L vs. Georgia Tech, 83-66
 Conference Championships/Titles..... SoCon Regular Season (1927, 1933, 1934, 1945); SoCon Tournament Champion (1933); ACC Regular Season (1970); ...ACC Champion (1971); SEC Regular Season (1997); SEC East Division Co-Champions (2009)

TEAM INFORMATION

2016-17 Record 26-11
 Southeastern Conference Record/Finish 12-6/t-3rd
 SEC Tournament Record 0-1
 Postseason NCAA Final Four
 Letterwinners Returning/Lost..... 7/8
 Starters Returning/Lost 2/3
 *based on final game starters from 2016-17 season
 Newcomers 7
 Roster Breakdown 2 graduate, 0 seniors, 3 juniors,
 5 sophomores, 5 freshmen



SOUTHEASTERN CONFERENCE STANDINGS

As of Nov. 30

Team	Conference	Overall
Mississippi State	0-0	6-0
Texas A&M	0-0	7-0
Alabama	0-0	6-1
Kentucky	0-0	6-1
Arkansas	0-0	5-1
Auburn	0-0	5-1
Florida	0-0	5-1
Georgia	0-0	5-1
Tennessee	0-0	5-1
Missouri	0-0	6-2
South Carolina	0-0	5-2
LSU	0-0	4-2
Ole Miss	0-0	4-2
Vanderbilt	0-0	3-4

COACHES TELECONFERENCE

The SEC men's basketball coaches teleconference begins January 8 and runs through March 12. Media representatives wishing to participate in the teleconference should contact the SEC Communications Department for further details. Each coach will appear on the teleconference for seven minutes. All SEC basketball teleconferences can be listened to on the internet at www.secsports.com shortly after the conclusion of the teleconference.

ORDER OF APPEARANCE

(All Times Eastern)

11:00 a.m. Bryce Drew, Vanderbilt
 11:07 a.m. Mike White, Florida
11:14 a.m. Frank Martin, South Carolina
 11:21 a.m. Mark Fox, Georgia
 11:28 a.m. Will Wade, LSU
 11:35 a.m. John Calipari, Kentucky
 11:42 a.m. Rick Barnes, Tennessee
 11:49 a.m. Mike Anderson, Arkansas
 11:56 a.m. Avery Johnson, Alabama
 12:03 a.m. Bruce Pearl, Auburn
 12:10 a.m. Andy Kennedy, Ole Miss
 12:17 a.m. Ben Howland, Miss. State
 12:24 a.m. Cuonzo Martin, Missouri
 12:31 a.m. Billy Kennedy, Texas A&M

In addition, the SEC men's basketball teams who make it to postseason will be on a teleconference on Monday, March 12 beginning at 10:00 a.m. CT.

INTERVIEW POLICIES

All interview requests must be made in advance to SID Emily Miles in the South Carolina Athletics Communications and Public Relations Department. Beginning with the start of practice in October, Miles will release a weekly coach and student-athlete availability schedule to media.

Post-Game Interview Policy: After each home game, the visiting coach will address the media first, followed by South Carolina student-athletes then South Carolina head coach Frank Martin. (Depending on deadline, this may be altered on a game-by-game basis).

Road Interview Policy: Interviews with Coach Martin and Gamecock student-athletes while on the road will be scheduled according to the home post-game media procedure.

All interviews are to be coordinated through the Communications and Public Relations Department. This allows the staff to arrange the interview when it best suits the student-athlete's and the reporter's schedules. Please contact the Communications and Public Relations Department in advance to make your interview requests. Media are not permitted to contact student-athletes on their own at any time.

All interviews will take place at the designated media interview site for that day as listed in the weekly availability schedule or in the Communications and Public Relations Department.

Dormitory, apartment and cell phone numbers for student-athletes will not be provided to the media. Should you need to conduct a telephone interview with a student-athlete, a call will be placed to you from the student-athlete at a mutually agreeable time.

SOUTH CAROLINA COMMUNICATIONS & PR

EMILY MILES, PRIMARY CONTACT DIRECTOR

cell: 803-727-3284

e-mail: efeeny@mailbox.sc.edu

Twitter: @EmilyMiles_SID

Website: www.GamecocksOnline.com

Facebook: www.Facebook.com/GamecockMBB

Twitter: @GamecockMBB

Instagram: @GamecockMBB

Gravett led the tournament with 20 assists tallying a career-high nine in the team's blowout victory over UTEP on Friday morning.

> Talented freshman big man Felipe Haase (10) joined Myers, Silva and Booker in double figures. Four players have scored in double figures in each of the team's four wins this season.

> Western Michigan's leading scorer, Thomas Wilder had just two turnovers all season heading into today's contest. The Gamecocks forced him to cough up the ball 10 times Sunday.

> After a tight, back-and-forth first half, South Carolina went a 12-0 run to build a double-digit lead. The Gamecocks held the Broncos scoreless for nearly six minutes in the first 10 minutes of the second half.

FIU GAME NOTES

> Head coach Frank Martin moves to 3-0 all-time versus his alma mater, picking up his first road win against FIU Monday night.

> Four different players have scored in double figures in each of the team's five wins during the 2017-18 season.

> The Gamecocks made a season-high 32 field goals, assisting on 22 of the made baskets. Carolina shot 52.5 percent from the floor, marking the first time to shoot 50 percent or better in a game since the team's opening round NCAA Tournament win versus Marquette on March 17, 2017, in Greenville, S.C.

> The team's 22 assists mark the most since dishing out 23 versus Auburn in a blowout win on Jan. 24, 2017 at Colonial Life Arena.

> Junior Chris Silva, a Preseason Second Team All-SEC selection by the league's head coaches, tallied a career-high 26 points. He went 10-of-13 from the field, career-highs in both makes and attempts. Silva's previous career high came when he scored 17 against second-seeded Duke in the NCAA Tournament in March.

> Silva also had 10 rebounds for his seventh career double-double and his second this season.

> Sophomore Maik Kotsar matched his career-high with 16 points. He scored 16 in the team's win over Syracuse on Nov. 26, 2016, at the Barclays Center in Brooklyn last season.

> Kotsar had a great all-around game, recording six rebounds, a career-high six assists and three steals. He's had at least two steals in five-straight games this year and leads the team with 12.

> Sophomore Hassani Gravett continued to effectively distribute the basketball, notching seven assists to go alongside just one turnover. He's had 27 assists in the team's last four games.

TEMPLE GAME NOTES

> Freshman guard David Beatty scored a career-high 13 points in 23 minutes off the bench.

> Sophomore forward Maik Kotsar scored in double-figures for the fifth time this season, finishing with 12 points. He went 2-for-2 from behind the arc, marking his first career game with multiple 3-pointers.

> Freshman Justin Minaya finished with 11 points, marking his third double-figure scoring performance in the past four games.

SILVA NAMED TO SEC COACHES PRESEASON ALL-SEC SECOND TEAM

> Junior forward Chris Silva was named to the SEC Coaches Preseason All-SEC Second Team, the conference office announced on Nov. 10 ahead of the official start of the 2017-18 campaign. Silva is Carolina's top returning scorer (10.2), rebounder (6.1) and shot blocker (1.4) and a veteran leader of this year's squad. Silva posted 21 double-figure scoring games last season with five double-doubles, including in South Carolina's Final Four matchup versus Gonzaga when he scored 13 points and pulled down a career-high 13 rebounds. In league play in 2017, Silva averaged 10.6 points and 5.0 rebounds per outing, while hitting 54.7 percent from the field.

FUN FACT

> Did you know? Gamecock players combine to speak nine different languages, below is a breakdown:

Famouke Doumbia: English, French, Bambara, Malinké

Silva: English, French, Portuguese

Kotsar: English, Estonian

Gueye: English, Wolof, French

Booker: English, Icelandic

Haase: English, Spanish

2017-18 SOUTH CAROLINA MEN'S BASKETBALL ROSTER

ROSTER BREAKDOWN

Returning Starters (2)

Maik Kotsar

Chris Silva

**based on final game of 2016-17 season*

Returning Letterwinners (7)

Tommy Corchiani

Hassani Gravett

Khadim Gueye

Evan Hinson

Maik Kotsar

Christian Schmitt

Chris Silva

Guards (8)

David Beatty

Frank Booker

Tommy Corchiani

Hassani Gravett

Evan Hinson

Kory Holden

Wesley Myers

Christian Schmitt

Forwards (7)

Jason Cudd

Ibrahim Famouke Doumbia

Khadim Gueye

Felipe Haase

Maik Kotsar

Justin Minaya

Chris Silva

By Height

Christian Schmitt (5-11)

Kory Holden (6-1)

Wesley Myers (6-1)

David Beatty (6-2)

Hassani Gravett (6-2)

Frank Booker (6-3)

Tommy Corchiani (6-3)

Evan Hinson (6-4)

Justin Minaya (6-5)

Ibrahim Famouke Doumbia (6-6)

Felipe Haase (6-9)

Chris Silva (6-9)

Maik Kotsar (6-10)

Khadim Gueye (7-0)

Jason Cudd (7-1)

Alphabetical Roster

No.	Name	Pos.	Ht.	Wt.	Cl.	Exp.	Hometown/High/Last School
0	David Beatty	G	6-2	205	FR	HS	Philadelphia, Pa./Imhotep Institute Charter High School
5	Frank Booker	G	6-3	208	GR	3VL/TR	Augusta, Ga./Westside/Oklahoma/FAU
20	Tommy Corchiani	G	6-3	180	SO	1VL	Raleigh, N.C./Ravenscroft High School
33	Jason Cudd	F	7-1	255	FR	HS	Myrtle Beach, S.C./Socastee
14	Ibrahim Famouke Doumbia	F	6-6	205	FR	HS	Bamako, Mali/Miami Country Day School
2	Hassani Gravett	G	6-2	187	R-JR	1VL/TR	Villa Rica, Ga./Alexander/Pensacola State College
12	Khadim Gueye	F	7-0	248	SO	1VL	Dakar, Senegal/Victory Rock Prep (Bradenton, Fla.)
13	Felipe Haase	F	6-9	249	FR	HS	Osorno, Chile/Miami (Fla.) Christian School
23	Evan Hinson	G	6-4	240	SO	1VL	Deltone, Fla./Deltone
1	Kory Holden	G	6-1	197	R-JR	2VL/TR	Salisbury, Md./J.M. Bennett/Delaware
21	Maik Kotsar	F	6-10	260	SO	1VL	Tallin, Estonia/Sunrise Christian Academy (Wichita, Kan.)
10	Justin Minaya	F	6-5	210	FR	HS	Harrington Park, N.J./Northern Valley at Old Tappan
15	Wesley Myers	G	6-1	193	GR	3VL/TR	Brooklyn, N.Y./Boys and Girls High School/Niagara/Maine
25	Christian Schmitt	G	5-11	180	SO	1VL	Mars, Pa./Mars Area
30	Chris Silva	F	6-9	223	JR	2VL	Libreville, Gabon/Roselle (N.J.) Catholic

Numerical Roster

No.	Name	Pos.	Ht.	Wt.	Cl.	Exp.	Hometown/High/Last School
0	David Beatty	G	6-2	205	FR	HS	Philadelphia, Pa./Imhotep Institute Charter High School
1	Kory Holden	G	6-1	197	R-JR	2VL/TR	Salisbury, Md./J.M. Bennett/Delaware
2	Hassani Gravett	G	6-2	187	R-JR	1VL/TR	Villa Rica, Ga./Alexander/Pensacola State College
5	Frank Booker	G	6-3	208	GR	3VL/TR	Augusta, Ga./Westside/Oklahoma/FAU
10	Justin Minaya	F	6-5	210	FR	HS	Harrington Park, N.J./Northern Valley at Old Tappan
12	Khadim Gueye	F	7-0	248	SO	1VL	Dakar, Senegal/Victory Rock Prep (Bradenton, Fla.)
13	Felipe Haase	F	6-9	249	FR	HS	Osorno, Chile/Miami (Fla.) Christian School
14	Ibrahim Famouke Doumbia	F	6-6	205	FR	HS	Bamako, Mali/Miami Country Day School
15	Wesley Myers	G	6-1	193	GR	3VL/TR	Brooklyn, N.Y./Boys and Girls High School/Niagara/Maine
20	Tommy Corchiani	G	6-3	180	SO	1VL	Raleigh, N.C./Ravenscroft High School
21	Maik Kotsar	F	6-10	260	SO	1VL	Tallin, Estonia/Sunrise Christian Academy (Wichita, Kan.)
23	Evan Hinson	G	6-4	240	SO	1VL	Deltone, Fla./Deltone
25	Christian Schmitt	G	5-11	180	SO	1VL	Mars, Pa./Mars Area
30	Chris Silva	F	6-9	223	JR	2VL	Libreville, Gabon/Roselle (N.J.) Catholic
33	Jason Cudd	F	7-1	255	FR	HS	Myrtle Beach, S.C./Socastee

Head Coach: Frank Martin (Florida International, '93)

Assistant Coach: Perry Clark (Gettysburg, '74)

Assistant Coach: Chuck Martin (Monmouth, '93)

Assistant Coach: Bruce Shingler (St. Augustine's College, '05)

Director of Basketball Operations: Andy Assaley (Cincinnati, '96)

Strength & Conditioning Coach: Scott Greenawalt (Muskingum College, '98)

Athletic Trainer: Mark Rodger (Buffalo, '01)

Video Coordinator: Jay Gibbons (Clayton State, '03)

Student-Athlete Development: Doug Edwards (Florida State, '07)

Special Assistant to the Head Coach: Jarett Gerald (South Carolina, '11)

Director of Social Media: Dushawn Davis (Coastal Carolina, '11)

Administrative Assistant: John Reynolds (The Citadel, '11)

Graduate Student Manager: Brian Steele (South Carolina, '16)

Student Assistant Coach: TeMarcus Blanton

Student Assistant Coach: Justin McKie (South Carolina, '17)

Director of Athletics Communications and Public Relations: Emily Miles (Ball State, '03)

TOP RETURNING ...

Scorer.....	Silva, 10.2 ppg
Rebounder	Silva, 6.1 rpg
Assist Maker.....	Gravett, 1.4 apg
FG Shooter *.....	Silva, 52.4% (122-233)
3-Point FG Shooter \$.....	Gravett 21.7% (15-69)
FT Shooter \$.....	Silva, 74.9% (134-179)
Shot Blocker.....	Silva, 1.4 bpg
Steal Maker	Kotsar, 0.7 spg

PRONUNCIATION GUIDE

HA-deem Gaye
Mike Coat-sar
Fa-leep-ay Haas-ay
E-BRAH-heem Fa-MOO-kay DOOM-bia



HEAD COACH FRANK MARTIN

HEAD COACH | 11TH SEASON OVERALL | 218-130 (.626) | SIXTH SEASON AT SOUTH CAROLINA | 101-76 (.570)

THE MARTIN FILE

COACHING

Experience

33rd year

College Experience

18th season

College Head Coach Experience

11th season

Hire Date At Carolina

March 27, 2012

PERSONAL

Hometown

Miami, Fla.

Alma Mater

Florida International, 1993 (B.A. Physical Ed.)

Family

Wife, Anya

Children, Brandon, Amalia and Christian

COACHING RESUME

High School

Miami Senior High, 1985-93

Varsity Boys' Assistant Coach

Junior Varsity Boys' Head Coach

North Miami High, Head Coach, 1993-95

Miami Senior High, Head Coach, 1995-98

B.T. Washington High, Head Coach, 1999-2000

College Assistant Coach

Northeastern, 2000-04

Cincinnati, 2004-06

Kansas State, 2006-07

College Head Coach

Kansas State, 2007-12

South Carolina, 2012-present

Frank Martin was named the head men's basketball coach at the University of South Carolina on March 27, 2012, becoming the 32nd head coach in the history of the South Carolina program, which enters its 110th season as a varsity sport in 2017-18. Martin owns a 213-128 (.624) overall record as a head coach, entering his 11th season overall, and a 96-74 (.564) record entering his sixth season at South Carolina. Martin was named the 2017 Jim Phelan National Coach of the Year after leading the Gamecocks to the best season in school history during the 2016-17 campaign, as the squad advanced to the program's first Final Four and recorded a school record 26 wins.

Since his appointment as head coach in Columbia, Martin, 51, and his wife Anya, have become fixtures in the community. He has spoken at numerous events, including Gamecock Club chapter events, numerous community council and rotary club events, coaching clinics, the Fathers and Families Decades of Dads event and the Heroes in Blue Knight of Honor Gala, among others. Martin has also been honored with several community awards, including being named a 2016 Fatherhood Champion at the Palmetto State Fatherhood Awards Breakfast and Fundraiser.

The Martin's have hosted the "B-Ball of the South," an event in conjunction with the National Association of Basketball Coaches (NABC), and the American Cancer Society, benefitting "Coaches vs. Cancer," during their time at Carolina. The first "B-Ball of the South," held in May 2013, raised \$140,000 from charitable donations and a live auction to benefit the "Coaches vs. Cancer" initiative. Year two saw continued success, as the Kentucky Derby themed event raised \$129,470 and year three saw the event raise \$145,735. For his outstanding efforts for the "Coaches vs. Cancer" initiative, Martin was honored with the 2016 Champion Award from the organization at the 2016 Final Four in Houston.

The 2016-17 campaign would go on to be the best season in school history, as the Gamecocks set a school record with 26

wins, advanced to the NCAA Tournament for the first time since 2004, posted the first program win in the NCAA Tournament since 1973, and advanced to the school's first-ever Final Four, falling by just four points, 77-73, to Gonzaga in the national semifinals in Phoenix. South Carolina captured back-to-back 20-win seasons for the first time since a string of three-straight 20-win campaigns from 2003-2006, and the Gamecocks posted double-digit league victories for just the fifth time since joining the SEC in 1992.

South Carolina was ranked in the AP poll for nine weeks and in the coaches poll for 10 weeks during the regular season, and the Gamecocks were ranked No. 6 in the final USA Today Coaches Poll following the Final Four run. Carolina rose to as high as 16th in the AP Poll, which was its highest rank since the Gamecocks were ranked 14th in the final poll of the 1997-98 season.

After the magical season, it would be announced that school records for total attendance and average attendance were set at Colonial Life Arena during the 2016-17 season. Nationally, the Gamecocks ranked 15th in total attendance, as 241,126 fans saw Carolina in action at home during the season, an average of 13,396 fans per game, which ranked 21st nationally.

Prior to his appointment in Columbia, Martin spent the previous five seasons as the head coach at Kansas State University, leading the Wildcats to the NCAA Tournament four times, including a trip to the Elite Eight, during the 2009-10 campaign when the squad won a school record 29 contests. Martin's Wildcats won at least 21 games in each of his five seasons at the helm, as the program compiled a record of 117-54 (.684) under his direction.

A native of Miami, Fla., Martin earned his bachelor's degree in physical education from Florida International in 1993. He and his wife, Anya, have three children, Brandon, Amalia and Christian.

MARTIN'S CAREER RECORD, YEAR-BY-YEAR

YEAR	RECORD	CONFERENCE (FINISH)	POSTSEASON
2007-08	21-12	10-6 (3rd)	1-1; NCAA Tournament 2nd Round
2008-09	22-12	9-7 (4th)	1-1; NIT
2009-10	29-8	11-5 (2nd)	3-1; NCAA Tournament Elite Eight
2010-11	23-11	10-6 (3rd)	1-1; NCAA Tournament Third Round
2011-12	22-11	10-8 (5th)	1-1; NCAA Tournament Third Round
2012-13	14-18	4-14 (12th)	-
2013-14	14-20	5-13 (13th)	-
2014-15	17-16	6-12 (11th)	-
2015-16	25-9	11-7 (3rd)	1-1; NIT
2016-17	26-11	12-6 (3rd)	4-1; NCAA Final Four
2017-18	5-2	-	-
Totals	218-130 (.626)	88-84 (.511)	12-7 (.631)/5 NCAA/2 NIT

GAMECOCK SUPERLATIVES

GAMECOCKS' RECORD WHEN ...

At home	1-0
On the road	2-0
At neutral sites	2-2
In overtime	0-0
vs. Top 25 team	0-0
vs. Top 10 team	0-0
vs. Top 3 team	0-0
Leading at half	5-0
Trailing at half	0-2
Tied at half	0-0
Shooting 50% or better	1-0
Shooting between 39-49%	4-0
Shooting less than 39%	0-2
Opp. shooting 50% or better	0-0
Opp. shooting between 39-49%	3-1
Opp. shooting less than 39%	2-1
Shooting better than opp.	4-0
Shooting worse then/equal to opp.	1-2
Starters out-score opp. starters	4-1
Opp. starters score/equal more	1-1
Bench out-scores opp. bench	4-0
Opp. bench scores/equals more	1-2
Having more FTs than opp.	3-0
Having equal/less FTs than opp.	2-2
Have more TOs than opp.	3-1
Having equal/less TOs than opp.	2-1
Having more rebounds than opp.	5-1
Having equal/less rebounds than opp.	0-1
Making 6 or more 3FGs	5-2
Having 15 or more assists	2-0
Score more points in paint than opp.	5-0
Scoring equal/less points in paint than opp.	0-2
Scoring more points off TOs than opp.	4-2
Scoring equal/less points off TOs than opp.	1-0
Scoring more 2nd-chance points than opp.	5-1
Scoring equal/less 2nd-chance points than opp.	0-1
Scoring more fast break points than opp.	4-0
Scoring equal/less fast break points than opp.	1-2
Wearing white uniforms	1-1
Wearing Garnet uniforms	0-0
Wearing Black uniforms	4-1
Playing on live TV/live broadcast	5-2
Playing in November	5-2
Playing in December	0-0
Playing in January	0-0
Playing in February	0-0
Playing in March	0-0
Playing a day-game	2-1
Playing a night-game	3-1
Playing on Sunday	1-0
Playing on a Monday	1-0
Playing on a Tuesday	0-0
Playing on a Wednesday	0-0
Playing on a Thursday	0-2
Playing on a Friday	2-0
Playing on a Saturday	0-0
Scoring margin is 5 points or less	0-1
Margin is between 6-10	0-0
Margin is between 11-20	3-1
Margin is more than 20	2-0
Scoring 59 points or less	0-0
Scoring 60-69 points	0-2
Scoring 70-79 points	4-0
Scoring 80-89 points	1-0
Scoring 90-99 points	0-0
Scoring 100+ points	0-0

MISCELLANEOUS

Current streak	L1
Home court streak	W1
Away streak	W2
Neutral court streak	L1

(tied for team lead also included)

Scoring Leaders	'17-18	Career
Chris Silva	4	6
Hassani Grtavett	2	2
Maik Kotsar	1	2
Frank Booker	1	1*
Wes Myers	1	1*
David Beatty	1	1

Rebounding Leaders	'17-18	Career
Chris Silva	6	28
Hassani Gravett	3	3
Felipe Haase	2	2
Wes Myers	1	1*

Assists Leaders	'17-18	Career
Hassani Gravett	4	8
Maik Kotsar	2	4
Felipe Haase	1	1
David Beatty	1	1
Wes Myers	1	1*

Blocks Leaders	'17-18	Career
Chris Silva	6	33
Maik Kotsar	2	8
Frank Booker	2	2*
Justin Minaya	1	1

Steals Leaders	'17-18	Career
Maik Kotsar	5	8
Frank Booker	2	2*
Chris Silva	1	7
Justin Minaya	1	1
Felipe Haase	1	1

Double-Figure Scoring	'17-18	Career
Chris Silva	5	33
Frank Booker	5	17
Maik Kotsar	4	13
Hassani Gravett	2	5
Kory Holden	1	44
Wesley Myers	1	24
Felipe Haase	2	2
Justin Minaya	3	3
Wes Myers	1	1*
David Beatty	1	1

20+ points	'17-18	Career
Chris Silva	1	1

30+ points	'17-18	Career
-		

Double-Figure Rebounding	'17-18	Career
Chris Silva	3	10

5+ assists	'17-18	Career
Hassani Gravett	4	6
Maik Kotsar	1	1

3+ steals	'17-18	Career
Maik Kotsar	1	3
Frank Booker	1	2

2+ blocks	'17-18	Career
Chris Silva	5	31

Double-Doubles	'17-18	Career
Chris Silva	2	7

* indicates at South Carolina

Clutch Free Throws (under 5 min/OT)

	FT-FTA	FT%
Felipe Haase	4-4	1.000
David Beatty	2-2	1.000
Jason Cudd	4-4	1.000
Justin Minaya	3-4	.750
Hassani Gravett	3-4	.750
Wes Myers	3-4	.750
Frank Booker	1-2	.500
Kory Holden	1-3	.333
Maik Kotsar	1-3	.333
Totals	22-30	.733

Dunks	'17-18	Career
Chris Silva	5	48
Maik Kotsar	2	4

Miscellaneous

Largest Halftime Lead	
SC	26, vs. UTEP (Nov. 17, 2017)
Opp	11, Temple (Nov. 30, 2017)
Smallest Halftime Lead	
SC	1, vs. Western Michigan (Nov. 19, 2017)
Opp	9, Illinois State (Nov. 16, 2017)
Fewest Points In First Half	
SC	23, vs. Illinois State (Nov. 16, 2017)
Opp	24, last, vs. UTEP (Nov. 17, 2017)
Most Points In First Half	
SC	50, vs. UTEP (Nov. 17, 2017)
Opp	38, Temple (Nov. 30, 2017)
Fewest Points In Second Half	
SC	33, vs. Temple (Nov. 30, 2017)
Opp	25, FIU (Nov. 27, 2017)
Most Points In Second Half	
SC	44, vs. Western Michigan (Nov. 19, 2017)
Opp	38, Temple (Nov. 30, 2017)
Most Points in Overtime	
SC	-
Opp	-
Largest Margin of Victory	
SC	24, vs. UTEP (Nov. 17, 2017)
Opp	16, Temple (Nov. 30, 2017)
Smallest Margin of Victory	
SC	13, vs. Western Michigan (Nov. 19, 2017)
Opp	4, Illinois State (Nov. 16, 2017)

2017-18 GAME-BY-GAME

	Date	Result	FG-A	Pct	3FG-A	Pct	FT-A	Pct	O-D-Total	PF	Pts	A	TO	Blk	Stl	Min	Half
at Wofford			17-49	.347	6-19	.316	12-16	.750	8-20-28	16	52	7	13	0	3	200	24
South Carolina	Nov. 10, 2017	W, 73-52	25-54	.463	11-23	.478	12-16	.750	12-28-40	17	73	17	14	3	5	200	33
Western Michigan			21-58	.362	5-21	.238	13-25	.520	8-24-30	24	60	12	11	6	10	200	29
South Carolina	Nov. 13, 2017	W, 78-60	26-57	.456	9-23	.391	17-28	.607	13-33-46	18	78	12	14	3	4	200	38
Illinois State &			18-50	.360	5-16	.313	28-39	.718	5-37-42	20	69	13	14	2	8	200	32
South Carolina	Nov. 16, 2017	L, 69-65	18-61	.295	9-32	.281	20-60	.667	12-33-45	32	65	14	13	4	3	200	23
UTEP &			19-45	.422	5-13	.385	13-20	.650	6-21-27	24	56	12	23	6	8	200	24
South Carolina	Nov. 17, 2017	W, 80-56	27-58	.466	8-24	.333	18-23	.783	13-23-36	20	80	19	17	2	8	200	50
Western Michigan &			21-44	.477	8-21	.381	16-21	.762	6-24-30	24	66	9	22	1	9	200	34
South Carolina	Nov. 19, 2017	W, 79-66	26-57	.456	8-24	.333	19-30	.633	12-21-33	19	79	13	12	3	8	200	35
at FIU			22-53	.415	4-17	.235	13-21	.619	8-17-25	18	61	8	17	6	10	200	36
South Carolina	Nov. 27, 2017	W, 78-61	32-61	.525	8-22	.364	6-12	.500	13-27-40	15	78	22	19	3	8	200	38
vs. Temple #			29-60	.483	4-17	.235	14-21	.667	15-22-37	13	76	11	14	8	12	200	38
South Carolina	Nov. 30, 2017	L, 76-60	22-58	.379	6-21	.386	10-12	.833	13-20-33	14	60	9	17	4	7	200	27

& - indicates Puerto Rico Tip-Off at Myrtle Beach (Myrtle Beach, S.C./HTC Center) | # - indicates Under Armour Reunion (New York City/Madison Square Garden)



SOUTH CAROLINA GAMECOCKS

OVERALL: 5-2; SEC: 0-0; HOME: 1-0; AWAY: 2-0; NEUTRAL: 2-2

DATE	OPP.	W/L	SCORE	RECORD (SEC)	POINTS	REBOUNDS	ASSISTS	BLOCKS	STEALS	ATTENDANCE
11/10/17	at Wofford	W	73-52	1-0 (0-0)	Kotsar (13)	Silva (10)	Kotsar (4)	Silva (2)	Silva (2)	3,400
11/13/17	Western Mich.	W	78-60	2-0 (0-0)	Gravett (15)	Silva (10)	Haase (3)	3 with 1	Kotsar (2)	12,136 (paid)
11/16/17	vs. Illinois St. &	L	69-65	2-1 (0-0)	3 with 10	Gravett (9)	Gravett (5)	Silva (3)	Kotsar (2)	700
11/17/17	vs. UTEP &	W	80-56	3-1 (0-0)	Silva (15)	Silva/Haase (7)	Gravett (9)	Silva (2)	Kotsar (2)	978
11/19/17	vs. West. Mich. &	W	79-66	4-1 (0-0)	Silva/Myers (14)	3 with 5	Gravett (6)	Minaya (2)	Kotsar/Booker (2)	2,119
11/27/17	at FIU	W	78-61	5-1 (0-0)	Silva (26)	Silva/Gravett (10)	Gravett (7)	3 with 1	Booker/Kotsar (3)	1,335
11/30/17	vs. Temple #	L	76-60	5-2 (0-0)	Beatty (13)	Silva (9)	3 with 2	Silva (2)	Minaya/Haase (2)	6,081

& - indicates Puerto Rico Tip-Off at Myrtle Beach (Myrtle Beach, S.C./HTC Center) | # - indicates Under Armour Reunion (New York City/Madison Square Garden)

STARTING LINEUPS

OPPONENT	GUARD	GUARD	GUARD/FORWARD	FORWARD	FORWARD	RECORD
at Wofford	Gravett	Booker	Minaya	Kotsar	Silva	1-0
Western Michigan	Gravett	Booker	Minaya	Kotsar	Silva	2-0
vs. Illinois State &	Gravett	Booker	Minaya	Kotsar	Silva	2-1
vs. UTEP &	Gravett	Booker	Minaya	Kotsar	Silva	3-1
vs. Western Michigan &	Gravett	Booker	Minaya	Kotsar	Silva	4-1
at FIU	Gravett	Booker	Minaya	Kotsar	Silva	5-1
vs. Temple #	Gravett	Booker	Minaya	Kotsar	Silva	5-2

& - indicates Puerto Rico Tip-Off at Myrtle Beach (Myrtle Beach, S.C./HTC Center) | # - indicates Under Armour Reunion (New York City/Madison Square Garden)

GAMECOCK SUPERLATIVES UNDER MARTIN

Most Field Goals Made

- 39, vs. High Point (March 15, 2016)
- 37, vs. Hofstra (Nov. 22, 2015)
- 35, vs. Marquette (March 17, 2017)
35, vs. Lander (Dec. 27, 2016)
- 34, vs. Lipscomb (Nov. 27, 2015)
34, vs. Marshall (Dec. 30, 2013)

Most Field Goals Attempted

- 88, vs. Alabama (Feb. 7, 2017)
73, vs. Georgia (March 3, 2016)
72, vs. Oral Roberts (Nov. 16, 2015)
- 70, vs. Texas A&M (Jan. 7, 2017)
- 71, vs. SC State (Jan. 5, 2013)

Highest Field Goal Percent

- 60.0 (39-65) vs. High Point (March 15, 2016)
- 58.7 (27-46) vs. Holy Cross (Nov. 13, 2016)
- 58.3 (28-48) vs. Saint Mary's (Dec. 22, 2013)
- 57.7 (30-52) vs. Arkansas (Jan. 26, 2013)
- 56.4 (22-39) vs. Missouri State (Nov. 24, 2012)

Most 3-Point Field Goals Made

- 15, vs. Auburn (Jan. 24, 2017)
- 13, vs. Rider (Nov. 19, 2012)
- 12, vs. Holy Cross (Nov. 13, 2016)
12, at Texas A&M (Feb. 6, 2016)
- 11, vs. Wofford (Nov. 10, 2017)
11, vs. Georgia (Feb. 4, 2017)
11, vs. Auburn (March 12, 2014)

Most 3-Point Field Goals Attempted

- 32, vs. Illinois State (Nov. 16, 2017)
31, vs. Alabama (Feb. 7, 2017)
31, vs. Mississippi State (March 13, 2013)
- 30, at Ole Miss (March 4, 2017)
30, at Alabama (Feb. 24, 2015)
- 29, vs. USC Upstate (Dec. 19, 2013)

Highest 3-Point Field Goal Percentage (min. 10 attempts)

- 73.3 (11-15) vs. Auburn (March 12, 2014)
- 58.3 (7-12) vs. Arkansas (Jan. 26, 2013)
- 57.7 (15-26) vs. Auburn (Jan. 24, 2017)
- 57.1 (12-21) at Texas A&M (Feb. 6, 2016)
57.1 (8-14) at Georgia (Jan. 22, 2014)

Most Free Throws Made

- 46, vs. Memphis (Jan. 2, 2016)
- 35, vs. Alabama (Feb. 7, 2017)
- 30, vs. Arkansas (March 13, 2014)
- 29, vs. Norfolk State (Nov. 14, 2015)
- 28, vs. Alabama (Jan. 30, 2016)
28, vs. NC A&T (Dec. 30, 2014)
28, vs. Mississippi State (March 6, 2013)
28, at LSU (Jan. 16, 2013)

Most Free Throws Attempted

- 63, vs. Memphis (Jan. 2, 2016)
- 50, vs. Alabama (Feb. 7, 2017)
46, vs. Alabama (Jan. 30, 2016)
- 42, vs. Norfolk State (Nov. 14, 2015)
- 41, vs. Mississippi State (Jan. 26, 2016)
41, vs. Arkansas (March 13, 2014)

Highest Free Throw Percentage (min. 10 attempts)

- 93.8 (15-16) vs. Holy Cross (Nov. 13, 2016)
- 93.3 (14-15) vs. Tennessee (Jan. 20, 2015)
- 92.9 (13-14) at Georgia (Feb. 17, 2015)
- 92.3 (12-13) at Tennessee (March 7, 2015)
- 86.4 (19-22) at Florida (Feb. 21, 2017)

Most Offensive Rebounds

- 26, vs. Vanderbilt (Feb. 13, 2014)
- 24, at St. John's (Nov. 29, 2012)
- 23, vs. Alabama (Feb. 7, 2017)
- 21, vs. Akron (Nov. 23, 2014)
21, at Mississippi State (March 8, 2014)
21, at Clemson (Nov. 17, 2013)

Most Defensive Rebounds

- 38, vs. Oklahoma State (Dec. 6, 2014)
38, vs. Longwood (Nov. 9, 2013)
- 35, vs. Memphis (Jan. 2, 2016)
- 34, vs. Vanderbilt (Jan. 9, 2016)
34, vs. Western Carolina (Nov. 30, 2015)

Most Total Rebounds

- 53, vs. Memphis (Jan. 2, 2016)
- 52, vs. Alabama (Feb. 7, 2017)
- 51, vs. Mississippi State (Jan. 26, 2016)
51, vs. Western Carolina (Nov. 30, 2015)
- 50, vs. Alabama (Jan. 30, 2016)
50, vs. Longwood (Nov. 9, 2013)

Most Personal Fouls

- 33, at Georgia (Feb. 22, 2014)
- 32, vs. Illinois State (Nov. 16, 2017)
32, vs. Marshall (Dec. 30, 2013)
- 31, at Texas A&M (Jan. 15, 2014)
- 30, at Memphis (Dec. 30, 2016)
30, at Auburn (Feb. 26, 2014)

Most Points

- 98, vs. Auburn (Jan. 24, 2017)
- 94, vs. LSU (Feb. 10, 2016)
94, vs. Hofstra (Nov. 22, 2015)
- 93, vs. Marquette (March 17, 2017)
- 92, vs. SC State (Nov. 18, 2016)
92, vs. Lipscomb (Nov. 27, 2015)
92, vs. Marshall (Dec. 30, 2013)

Fewest Points

- 36, at Florida (Jan. 30, 2012)
- 43, at Kentucky (Feb. 14, 2015)
43, vs. Kentucky (Jan. 24, 2015)
- 44, vs. Tennessee (March 14, 2014)
- 46, vs. Florida (March 4, 2014)
46, vs. LSU (Feb. 14, 2013)

Most Assists

- 25, vs. High Point (March 15, 2016)
- 24, vs. Lipscomb (Nov. 27, 2015)
- 23, vs. Auburn (Jan. 24, 2017)
- 22, at FIU (Nov. 27, 2017)
22, at Texas A&M (Feb. 6, 2015)
22, vs. Rider (Nov. 19, 2012)

Fewest Turnovers

- 5, vs. Gonzaga (April 1, 2017)
6, vs. Texas A&M (Jan. 7, 2017)
6, vs. Kentucky (March 1, 2014)
- 7, at USF (Dec. 17, 2016)
7, vs. Mississippi State (Feb. 28, 2015)
7, at Georgia (Feb. 17, 2015)
7, vs. Georgia (Feb. 22, 2014)
7, vs. Akron (Dec. 28, 2013)
7, at Kentucky (Feb. 5, 2013)
7, vs. Vanderbilt (Jan. 19, 2013)

Most Blocks

- 10, vs. Lander (Dec. 27, 2016)
10, vs. High Point (March 15, 2016)
10, vs. UNC Asheville (Nov. 26, 2014)
- 9, vs. SC State (Nov. 18, 2016)
9, at Georgia (Feb. 2, 2016)
9, vs. Drexel (Dec. 15, 2015)
9, vs. Coker (Dec. 21, 2014)

Most Steals

- 13, vs. FIU (Dec. 4, 2016)
13, vs. Francis Marion (Dec. 30, 2015)
13, at Marshall (Dec. 1, 2014)
- 12, at Tennessee (Jan. 11, 2017)
12, vs. Syracuse (Nov. 26, 2016)
12, vs. USF (Dec. 5, 2015)
12, vs. Lipscomb (Nov. 27, 2015)
12, vs. Ole Miss (March 12, 2015)
12, vs. UNC Asheville (Nov. 26, 2014)

Most Points By Opponent

- 97, at Georgia (Jan. 22, 2014)
- 90, vs. Alabama (Feb. 7, 2017)
90, vs. Missouri (Feb. 28, 2013)
- 89, vs. Kentucky (Feb. 13, 2016)
89, at St. John's (Nov. 29, 2012)

Fewest Point By Opponent

- 44, vs. Longwood (Nov. 9, 2013)
- 45, vs. Akron (Dec. 28, 2013)
45, vs. Cornell (Nov. 20, 2014)
45, vs. Clemson (Dec. 19, 2014)
- 46, vs. Michigan (Nov. 23, 2016)

Most Field Goals Made By Opponent

- 33, at St. John's (Nov. 29, 2012)
- 32, vs. Missouri (Feb. 28, 2013)
- 31, vs. Kentucky (Feb. 13, 2016)
- 30, vs. Arkansas (Feb. 15, 2017)
30, vs. Alabama (Feb. 7, 2017)
30, vs. Georgia Tech (March 21, 2016)
30, vs. Arkansas (March 5, 2015)

Fewest Field Goals Made By Opponent

- 10, vs. Michigan (Nov. 23, 2016)
- 11, vs. Georgia (Jan. 31, 2015)
- 13, vs. Akron (Dec. 28, 2013)
13, vs. Longwood (Nov. 9, 2013)
- 14, vs. Syracuse (Nov. 26, 2016)
14, vs. Cornell (Nov. 20, 2014)
14, vs. Kentucky (March 1, 2014)

Highest Opponent Field Goal Percent

- 69.6 (32-46) vs. Missouri (Feb. 28, 2013)
- 61.4 (27-44) at Kentucky (Feb. 5, 2013)
- 58.5 (24-41) vs. Auburn (Jan. 12, 2013)
- 58.3 (28-48) at Kentucky (Jan. 21, 2017)
- 58.1 (25-43) vs. Georgia (Feb. 2, 2013)

Most Rebounds By Opponent

- 62, vs. Alabama (Feb. 7, 2017)
- 49, vs. Seton Hall (Dec. 12, 2016)
49, vs. LSU (Feb. 14, 2013)
- 47, at Georgia (Feb. 23, 2013)
- 46, five times

Fewest Rebounds By Opponent

- 16, vs. Holy Cross (Nov. 13, 2016)
- 20, vs. NC A&T (Dec. 30, 2014)
- 22, vs. Drexel (Dec. 15, 2015)
22, vs. Morgan State (Nov. 16, 2012)
- 23, vs. Hofstra (Nov. 22, 2015)
23, vs. Alabama (Jan. 13, 2015)
23, vs. Manhattan (Dec. 22, 2012)
23, vs. Rider (Nov. 19, 2012)

ON THE BENCH



> **PERRY CLARK, ASSISTANT COACH**

- > Fifth season on staff at South Carolina
- > Former head coach at Tulane, Miami (Fla.) and Texas A&M-Corpus Christi
- > Has over 30 years of coaching experience
- > Has coached 19 players who were drafted or have gone on to play in the NBA, including Gamecock Sindarius Thornwell



> **CHUCK MARTIN, ASSISTANT COACH**

- > Is in his first season on staff at Carolina after serving as an assistant for the past three seasons at Indiana
- > Has over 15 years of coaching experience at the Division I level
- > Was the head coach at Marist for five years (2008-13)
- > Played collegiately at Champlain Junior College, before finishing his career at Monmouth



> **BRUCE SHINGLER, ASSISTANT COACH**

- > Is in his second season on staff with the Gamecocks
- > Prior to time at Carolina, was an assistant for four seasons at Towson
- > Played collegiately at St. Augustine's College
- > Prior to time in college, coached AAU, sending over 40 of his players to Division I institutions



> **ANDY ASSALEY, DIRECTOR OF OPERATIONS**

- > Enters his sixth season at Carolina, and his 11th season with Martin
- > Has over 20 years of experience working in college basketball
- > A graduate of Cincinnati



> **SCOTT GREENAWALT, STRENGTH AND CONDITIONING COACH**

- > Enters his sixth season with the Gamecocks and his 11th with Martin
- > Has coached over 10 all-conference players, including Michael Beasley (Kansas State) and Sindarius Thornwell (Carolina)
- > Has helped train numerous professional athletes, such as Kevin Youkilis, former MLB player
- > Played football at Muskingum College in Ohio



> **MARK RODGER, ATHLETIC TRAINER**

- > In his 12th season with the Gamecocks
- > Native of Berlin, Germany, and a graduate of the University of Buffalo




> **DOUG EDWARDS, DIRECTOR OF PLAYER DEVELOPMENT**

- > Is in his sixth season on staff at Carolina
- > Former standout at Florida State, and was the 15th overall pick in the 1993 NBA Draft by the Atlanta Hawks
- > Brother, Allen, is the head coach at Wyoming



> **JAY GIBBONS, VIDEO COORDINATOR**

- > Enters his third season on staff with the Gamecocks
- > Prior to his time at Carolina, was an assistant coach at Savannah State
- > Played collegiately at Clayton State, where he helped his team reach two NCAA D-II Final Four's



**JARETT
GERALD**

Special Asst. to
the Head Coach



**DUSHAWN
DAVIS**

Director of
Social Media



**JOHN
REYNOLDS**

Administrative
Assistant




**BRIAN
STEELE**

Graduate
Student
Manager



**TEMARCUS
BLANTON**

Student
Assistant
Coach




**JUSTIN
MCKIE**

Student
Assistant
Coach




**EMILY
MILES**

Director of
Communications and
Public Relations



73



52

GAME 1 (1-0)

Spartanburg, S.C.

Jerry Richardson Indoor Stadium

Nov. 10, 2017

2017-18 Season Opener


SPARTANBURG, S.C. (AP) - Maik Kotsar had 13 points and Frank Booker added 12 off three 3-pointers in a 73-52 rout of Wofford - the Gamecocks' 17th straight opening-game victory Friday night.

South Carolina (1-0) spoiled the debut of Wofford's glittering Jerry Richardson Indoor Stadium, a 3,400-seat arena funded by Richardson, owner of the Carolina Panthers and a Wofford alumnus.


Wofford (0-1) kept things tight most of the first half and trailed 25-22 on Derrick Brooks' jumper with 3:15 left in the opening half. That's when the Gamecocks took control with a 20-2 run that spanned both periods. Booker and fellow first-year player Wesley Myers had 3s in the run. When Hassani Gravett closed the surge with one more 3, South Carolina led 45-24.

Freshman Felipe Haase and graduate transfer Myers added 10 points each for the Gamecocks, who returned just two starters from the team that that made it to the program's first Final Four a year ago. Chris Silva, along with Kotsar, the only starters back from the NCAA Tournament run, had nine points and a team-best 10 rebounds.

Fletcher Magee had 17 points, 15 in the opening half, to lead Wofford.



78



60

GAME 2 (2-0)

Columbia, S.C.

Colonial Life Arena

Nov. 13, 2017

Final Four banner unveiled pre-game

COLUMBIA, S.C. (AP) - South Carolina doubled down on a season opening victory, claiming a 78-60 home win Monday night over Western Michigan in its second encounter.

The Gamecocks managed to get a bit of breathing room late in the first half, opening a nine-point lead at the break. They remained on top throughout the second half, gradually increasing the lead.

The inside duo of Chris Silva and Maik Kotsar dominated action inside, allowing USC to connect on 26 of 57 field goals, while holding Western Michigan to 21 of 58.

Despite its statistical dominance, South Carolina watched a 17-point lead cut to nine with 7:50 remaining. The Gamecocks had an answer for each Western Michigan run, however.

While the inside duo was responsible for obtaining the lead, point guard Hassani Gravett hit three late 3-pointers to allow South Carolina's advantage to grow to as much as 19.

He led the Gamecocks in scoring with 15. Frank Booker followed with 14, while Silva and Kotsar each scored 10 and hauled in a combined 13 rebounds.

Western Michigan's Thomas Wilder led all scorers with 21, earning most of his points driving to the basket. Bryce Moore and Josh Davis followed with 12 and 11 points respectively.



65



69

GAME 3 (2-1)

Conway, S.C.

HTC Center

Nov. 16, 2017

Puerto Rico Tip-Off at Myrtle Beach

CONWAY, S.C. (AP) - Milik Yarbrough had 18 points, six rebounds and six assists to help Illinois State beat South Carolina 69-65 in Thursday's opening game of the relocated Puerto Rico Tip-Off.

Keyshawn Evans added 17 points for the Redbirds (1-1), who frustrated the cold-shooting Gamecocks with their active zone defense and never trailed. Illinois State shot just 36 percent, but made 28 free throws - with 14 from Yarbrough.

Illinois State led by as many as 12 points before halftime and saw the Gamecocks rally to twice tie it before holding on down the stretch. Evans hit a free throw with 4 seconds left to make it a two-possession game and seal the win.

Hassani Gravett had 10 points, nine rebounds and five assists for the Gamecocks (2-1), who shot just 30 percent.

The tournament was set for the coastal city of Fajardo, Puerto Rico, but damage from Hurricane Maria forced it to Coastal Carolina in Conway.



GAME 1



Official Basketball Box Score - Game Totals - Final Statistics
South Carolina vs Wofford
11/10/17 7:00 PM at Spartanburg, S.C.

South Carolina 73 • 1-0

#	Player	FG-FGA	FG-FGA	FT-FTA	Off Def Tot	PF	TP	A	To	Bk	Stl	Min
02	GRAVETT, Hassani	2-7	1-2	0-0	0 2 2	0	5	3	0	0	0	25
05	BOOKER, Frank	4-6	3-5	1-2	0 0 0	1	12	0	0	0	1	25
10	MINAYA, Justin	2-5	1-2	1-1	2 2 4	1	6	2	2	1	0	24
21	KOTSAR, Maik	5-10	0-1	3-4	2 1 3	3	13	4	1	0	1	25
30	SILVA, Chris	2-5	0-1	5-6	3 7 10	3	9	2	5	2	2	20
00	BEATTY, David	2-6	2-4	0-0	0 0 0	2	6	2	1	0	0	19
10	HOLDEN, Kory	1-2	0-1	0-0	1 2 3	2	2	2	0	0	0	8
12	GUEYE, Khadim	0-0	0-0	0-0	2 2 4	2	0	0	2	0	0	10
13	HAASE, Felipe	4-6	2-3	0-1	1 4 5	2	10	0	0	0	0	23
14	FAMOUKE DOUMBIA, I.	0-1	0-0	0-0	2 2 0	0	0	0	0	0	0	2
15	MYERS, Wesley	3-6	2-4	2-2	0 3 3	0	10	2	2	0	1	17
20	CORCHIANI, Tommy	0-0	0-0	0-0	0 0 0	0	0	0	0	0	0	1
33	CUDD, Jason	0-0	0-0	0-0	0 0 0	0	0	0	0	0	0	1
Team					1 4 5							
Totals		25-54	11-23	12-16	12 28 40	17	73	17	14	3	5	200

FG % 1st Half: 11-27 40.7% 2nd half: 14-27 51.9% Game: 25-54 46.3%
3FG % 1st Half: 7-14 50.0% 2nd half: 4-9 44.4% Game: 11-23 47.8%
FT % 1st Half: 4-5 80.0% 2nd half: 8-11 72.7% Game: 12-16 75.0%

Wofford 52 • 0-1

#	Player	FG-FGA	FG-FGA	FT-FTA	Off Def Tot	PF	TP	A	To	Bk	Stl	Min
03	Fletcher Magee	7-17	3-9	0-0	0 3 3	1	17	0	2	0	0	37
10	Nathan Hoover	2-7	1-4	4-5	0 1 1	0	9	0	0	0	0	29
31	Donovan Theme-Love	0-2	0-1	0-0	0 0 0	1	0	1	4	0	0	19
30	Cameron Jackson	3-7	0-1	3-6	3 6 9	4	9	0	2	0	1	27
24	Matthew Pegram	3-7	2-2	4-4	2 5 7	4	12	2	0	0	0	29
01	Derrick Brooks	1-3	0-1	0-0	0 1 1	4	2	0	4	0	0	19
05	Storm Murphy	1-4	0-0	1-1	0 0 0	0	3	4	0	0	0	21
12	Trishon Lowery	0-0	0-0	0-0	0 0 0	0	0	0	0	0	0	1
21	Trey Hollowell	0-2	0-1	0-0	0 0 0	1	0	0	0	0	0	8
24	Keve Aluma	0-0	0-0	0-0	0 1 1	1	0	0	1	0	0	10
Team					3 3 6							
Totals		17-49	6-19	12-16	8 20 28	16	52	7	13	0	3	200

FG % 1st Half: 10-28 35.7% 2nd half: 7-21 33.3% Game: 17-49 34.7%
3FG % 1st Half: 3-9 33.3% 2nd half: 3-10 30.0% Game: 6-19 31.6%
FT % 1st Half: 1-3 33.3% 2nd half: 11-13 84.6% Game: 12-16 75.0%

Score by periods	1st	2nd	Total
South Carolina	33	40	73
Wofford	24	28	52

Officials: Karl Hess, Steven Anderson, Rusty Phillips
Technical fouls: South Carolina-None. Wofford-None.
Attendance: 3400

GAME 2



Official Basketball Box Score - Game Totals - Final Statistics
Western Michigan vs South Carolina
11/13/17 8 p.m. ET at Columbia, S.C. (Colonial Life Arena)

Western Michigan 60 • 1-1

#	Player	FG-FGA	FG-FGA	FT-FTA	Off Def Tot	PF	TP	A	To	Bk	Stl	Min
23	JONES, Reoqee	3-11	1-6	0-0	0 1 1	2	7	4	1	2	1	22
35	JOHNSON, Brandon	1-4	0-1	0-0	1 1 2	5	2	0	0	0	0	12
50	DUGAN, Seth	3-5	0-0	0-0	1 4 5	1	6	1	3	0	0	27
06	MOORE, Bryce	2-6	2-4	4-8	0 1 1	2	10	2	3	0	3	30
10	WILDER, Thomas	8-16	1-3	6-10	0 3 3	1	23	4	0	0	6	33
01	FLOWERS, Michael	0-2	0-1	0-0	0 0 0	0	0	0	0	0	0	5
02	MCDERMED, Kyle	0-0	0-0	0-0	0 0 0	0	0	0	0	0	0	2
03	DAVIS, Josh	4-6	1-2	2-2	4 4 8	5	11	0	1	3	0	20
04	PRINITY, Jared	0-0	0-0	0-0	0 0 0	1	0	0	0	0	0	6
12	RANDALL, Jarrin	0-3	0-3	1-3	0 0 0	1	0	0	0	0	0	4
24	IKONGSHUL, Adida	0-2	0-0	0-0	1 2 3	5	0	1	1	0	0	14
30	WHITENS, Jason	0-1	0-1	0-0	0 0 0	0	0	0	0	0	0	2
32	CLIFFORD, TJ	0-0	0-0	0-0	0 0 0	0	0	0	0	0	0	2
42	LAMONT, Drake	0-2	0-0	0-2	0 6 6	2	0	0	1	0	1	21
Team					1 2 3							
Totals		21-58	5-21	13-25	8 24 32	24	60	12	11	6	10	200

FG % 1st Half: 10-27 37.0% 2nd half: 11-31 35.5% Game: 21-58 36.2%
3FG % 1st Half: 3-12 25.0% 2nd half: 2-9 22.2% Game: 5-21 23.8%
FT % 1st Half: 6-11 54.5% 2nd half: 7-14 50.0% Game: 13-25 52.0%

South Carolina 78 • 2-0

#	Player	FG-FGA	FG-FGA	FT-FTA	Off Def Tot	PF	TP	A	To	Bk	Stl	Min
10	MINAYA, Justin	2-8	0-4	1-3	2 3 5	3	5	2	0	0	0	22
21	KOTSAR, Maik	4-10	0-2	2-6	3 3 6	2	10	1	2	1	2	29
30	SILVA, Chris	3-5	1-1	3-4	2 8 10	3	10	1	1	1	1	21
02	GRAVETT, Hassani	4-5	3-3	4-4	0 4 4	2	15	2	2	0	0	19
05	BOOKER, Frank	5-8	3-6	1-3	0 2 2	2	14	0	1	1	0	30
00	BEATTY, David	2-7	1-2	2-2	0 0 0	1	7	2	1	0	1	21
01	HOLDEN, Kory	3-6	0-0	0-0	0 3 0	6	1	2	0	0	0	12
12	GUEYE, Khadim	0-0	0-0	0-0	0 0 0	0	0	0	0	0	0	4
13	HAASE, Felipe	1-3	1-3	4-6	2 7 9	2	7	3	2	0	0	25
14	FAMOUKE DOUMBIA, I.	0-0	0-0	0-0	0 0 0	0	0	0	0	0	0	2
15	MYERS, Wesley	2-5	0-1	0-0	0 2 2	2	4	0	1	0	1	12
25	SCHMITT, Christian	0-0	0-0	0-0	0 0 0	0	0	0	0	0	0	1
33	CUDD, Jason	0-0	0-0	0-0	0 0 0	1	0	0	1	0	0	2
Team					4 1 5							
Totals		26-57	9-23	17-28	13 33 46	18	78	12	14	3	4	200

FG % 1st Half: 13-30 43.3% 2nd half: 13-27 48.1% Game: 26-57 45.6%
3FG % 1st Half: 4-10 40.0% 2nd half: 5-13 38.5% Game: 9-23 39.1%
FT % 1st Half: 8-12 66.7% 2nd half: 9-16 56.3% Game: 17-28 60.7%

Score by periods	1st	2nd	Total
Western Michigan	29	31	60
South Carolina	38	40	78

Last FG - WMU 2nd-04:31, SC 2nd-02:29.
Largest lead - WMU by 3 1st-17:20, SC by 18 2nd-04:52.
WMU led for 01:03. SC led for 36:53. Game was tied for 02:04.

GAME 3



Official Basketball Box Score - Game Totals - Final Statistics
Illinois State vs South Carolina
11/16/17 11:30 AM ET at HTC Center (Conway, SC)

Illinois State 69 • 1-1

#	Player	FG-FGA	FG-FGA	FT-FTA	Off Def Tot	PF	TP	A	To	Bk	Stl	Min
32	Bruninga, Taylor	1-3	1-3	2-2	0 0 0	5	5	0	0	0	0	19
03	Evans, Keyshawn	3-10	3-6	8-11	0 4 4	1	17	3	3	0	2	32
05	Hein, Matt	1-2	0-1	0-0	0 1 1	0	2	0	0	0	0	23
23	Tinsley, William	2-9	0-4	1-2	0 6 6	4	5	1	0	1	0	19
25	Williams, Madison	3-8	1-2	0-0	0 5 5	2	7	2	2	0	3	27
00	Gassman, Isaac	0-1	0-0	1-2	1 3 4	0	1	0	0	0	0	15
10	Fayne, Phil	6-11	0-0	2-5	4 6 10	4	14	0	3	1	2	34
24	Martin, Jerron	0-1	0-0	0-0	0 0 0	0	0	0	0	0	0	5
52	Yarbrough, Milik	2-5	0-0	14-17	0 6 6	4	18	6	6	0	0	26
Team					0 6 6							
Totals		18-50	5-16	28-39	5 37 42	20	69	13	14	2	8	200

FG % 1st Half: 8-22 36.4% 2nd half: 10-28 35.7% Game: 18-50 36.0%
3FG % 1st Half: 2-6 33.3% 2nd half: 3-10 30.0% Game: 5-16 31.3%
FT % 1st Half: 14-19 73.7% 2nd half: 14-18 77.8% Game: 28-39 71.8%

South Carolina 65 • 2-1

30	SILVA, Chris	f	0-1	0-0	10-14	2	4	6	5	10	1	2	3	0	17
02	GRAVETT, Hassani	g	3-13	2-10	2-4	0	9	9	2	10	5	1	0	0	33
05	BOOKER, Frank	g	3-10	3-10	1-2	0	4	4	2	10	4	2	0	0	28
00	BEATTY, David		2-6	1-2	2-2	0	2	2	5	7	0	0	0	0	15
01	HOLDEN, Kory		0-2	0-0	0-0	0	0	0	3	0	1	2	0	0	7
12	GUEYE, Khadim		0-0	0-0	0-0	0	0	0	0	0	0	0	0	0	5
13	HAASE, Felipe		2-6	1-1	0-0	0	4	4	2	5	0	1	1	1	29
14	FAMOUE KOUOMBA, I.		1-1	0-0	0-0	0	0	0	2	2	0	0	0	0	5
15	MYERS, Wesley		2-7	1-4	0-0	0	1	1	5	0	1	0	0	0	15
	Team					5	0	5							
	Totals		18-61	9-32	20-30	12	33	45	32	65	14	13	4	3	200
FG % 1st Half: 7-30 23.3% 2nd half: 11-31 35.5% Game: 18-61 29.5%															
3FG % 1st Half: 3-14 21.4% 2nd half: 6-18 33.3% Game: 9-32 28.1%															
FT % 1st Half: 6-12 50.0% 2nd half: 14-18 77.8% Game: 20-30 66.7%															
Officials: Les Jones, Mark Schurr, Jeff Maham															
Technical fouls: Illinois State-Yatrbough, Mikil. South Carolina-None.															
Attendance: 700															
Copyright 2000 by Sports Illustrated Inc. All Rights Reserved.															



80



56

GAME 4 (3-1)

Conway, S.C.
HTC Center
Nov. 17, 2017

Puerto Rico Tip-Off at Myrtle Beach


CONWAY, S.C. (AP) - Chris Silva scored 15 points and South Carolina had a dominating first-half performance to beat UTEP 80-56 in Friday's consolation bracket of the relocated Puerto Rico Tip-Off.




The Gamecocks (3-1) struggled in Thursday's loss to Illinois State, but they were much sharper against the Miners (1-2). They built a double-digit lead in the first 6 minutes and shot 55 percent in the first half, leading 50-24 by the break and by 32 after halftime.

Matt Willms scored 18 points for UTEP, which hit shots early but undercut any momentum with a constant stream of turnovers. UTEP committed 16 turnovers in the first half, leading to 21 points for the Gamecocks, and finished with 23.

The Miners lost leading scorer and rebounder Keith Frazier to a first-half injury. He appeared to land on a close-out defender on a 3-pointer and came up grabbing his right ankle with 2:25 left.



79



66

GAME 5 (4-1)

Conway, S.C.
HTC Center
Nov. 19, 2017

Martin's 100th win at Carolina

CONWAY, S.C. (AP) - South Carolina started the relocated Puerto Rico Tip-Off with a clunker. Coach Frank Martin could at least feel better about the way the Gamecocks finished it in the fifth-place game.

Wesley Myers and Chris Silva each scored 14 points, while South Carolina took control after halftime to beat Western Michigan 79-66 on Sunday.

The Gamecocks (4-1) started slow and trailed 13-2 before leading 35-34 at the break. They took over by running off 14 unanswered points during a 17-1 run while holding Western Michigan (2-3) without a basket for nearly 8 1/2 minutes.

That turned a one-point edge into a 57-40 margin on Kory Holden's 3-pointer with 10:02 left, a margin that stayed in double figures the rest of the game for Martin's 100th career win at South Carolina.

"There was a trophy for the team that won at the end, and anytime there's a trophy in place, you want to play for it," Martin said. "We're disappointed we didn't get that opportunity. But once that first game went away and that was no longer an option, then the goal is about your team to continuing to get better because you want your team playing its best in March."

The defensive performance included harassing the Broncos into 22 turnovers that led to 28 points for the Gamecocks, with a tournament-record 10 turnovers coming from Western Michigan leading scorer Thomas Wilder.


It helped that it was the second time the Gamecocks had seen Western Michigan this week. They won 78-60 at home Monday, then won in Conway after the tournament was relocated due to hurricane damage in Puerto Rico.

"I was real happy with the defensive adjustments that our guys executed today," Martin said. "We didn't get back-cut, we sat on some stuff they ran against us when they got layups, so the guys defensively were sharp on that."

Wilder scored 15 points to lead Western Michigan, while Bryce Moore tied a career-high with four 3-pointers and scored 14 points.

"Good physical effort - lost the ball game in an 8-minute stretch," Broncos coach Steve Hawkins said. "That's kind of what it came down to there."





78



61

GAME 6 (5-1)

Miami, Fla.
Ocean Bank Convocation Center
Nov. 27, 2017

Martin's first time coaching at his alma mater

MIAMI. (AP) - Chris Silva scored a career-high 26 points and grabbed 10 rebounds to lead South Carolina to a 78-61 win over FIU on Monday night.

Maik Kotsar scored 16 points, Justin Minaya added 13, and Frank Booker chipped in 12 for South Carolina (5-1) as head coach Frank Martin faced his alma mater for the first time on the road as a head coach. Martin is 3-0 against FIU.

FIU (2-4) was led by Eric Lockett's 21 points.

After hitting a 3 to give the Gamecocks a 38-36 lead going into the break after a wild first half, Booker picked up where he left off, hitting three 3s in the opening minutes of the second half to give South Carolina a 57-38 lead.

Booker's 3 were part of a pivotal 15-0 run that helped lift the Gamecocks to the win.

FIU cut the deficit to 10 points at 68-58 with six minutes left in the game, but were unable to get within single digits.

Both teams played an entertaining first half with each taking a turn at a big run.

South Carolina opened with a 9-0 run capped by an emphatic breakaway dunk by Silva. The Gamecocks' fast start continued, making 9 of their first 11 shots to build a 20-4 lead.

Then, the Golden Panthers went on its run erasing the 16-point deficit with a 27-3 run over the next 8:41.

Trejon Jacob sparked FIU by scoring seven straight points with a layup, a long 3, and a two-handed dunk to cut the deficit to 20-11.

FIU continued its surge and took a 23-22 lead following a 4-point play by Brian Beard Jr. with 8:04 left in the first half. Moments later, Beard Jr. drilled another 3 for a 29-23 advantage.

South Carolina trailed 31-23 before Silva ended the run with a basket.

The Gamecocks committed 12 turnovers and made 1 of 9 shots from the field during the run.

GAME 4



Official Basketball Box Score - Game Totals - Final Statistics
South Carolina vs UTEP
11/17/17 10:30 AM ET at HTC Center (Conway, SC)

South Carolina 80 • 3-1

#	Player	Total		3-Ptr		Rebounds		PF	TP	A	T	Bk	Stl	Min
		FG	FGA	FG	FTA	Off	Def							
19	MINAYA, Justin	4	7	3	5	3	4	2	1	3	4	3	0	28
21	KOTSAR, Maik	6	10	1	2	1	1	2	3	14	0	0	0	20
30	SILVA, Chris	3	8	1	2	8	9	4	7	4	15	1	4	21
02	GRAVETT, Hassani	3	6	0	1	0	1	3	4	2	6	9	4	0
05	BOOKER, Frank	2	6	1	4	2	2	1	7	1	4	0	0	25
00	BEATTY, David	1	5	0	3	0	0	2	2	0	2	0	0	15
11	HOLDEN, Kory	4	5	1	2	4	0	0	0	1	11	2	1	0
12	GUEYE, Khadim	0	0	0	0	0	0	1	0	0	0	0	0	2
13	HAASE, Felipe	3	7	1	3	0	0	2	5	7	0	0	0	24
14	FAMOUKE DOUMBIA, I.	0	0	0	0	0	0	0	1	0	0	0	0	3
15	MYERS, Wesley	1	2	0	0	0	0	3	1	2	1	1	0	14
23	SCHMITT, Christian	0	1	0	1	0	0	0	0	0	0	0	0	3
33	CUDO, Jason	0	1	0	0	2	2	1	3	3	2	0	0	6
Team						3	0	3						
Totals		27	58	8	24	18	23	13	23	36	20	8	0	200

FG % 1st Half: 17-31 54.8% 2nd half: 10-27 37.0% Game: 27-58 46.6%
3FG % 1st Half: 5-13 38.5% 2nd half: 3-11 27.3% Game: 8-24 33.3%
FT % 1st Half: 11-13 84.6% 2nd half: 7-10 70.0% Game: 18-23 78.3%

UTEP 56 • 1-2

#	Player	Total		3-Ptr		Rebounds		PF	TP	A	T	Bk	Stl	Min
		FG	FGA	FG	FTA	Off	Def							
01	THOMAS, Paul	0	3	0	1	2	0	0	0	4	2	2	1	0
14	WILLMS, Matt	6	10	0	0	6	9	2	4	6	3	18	1	3
02	HARRIS, Omega	4	7	1	2	1	2	0	4	4	3	10	3	4
03	GLYARD, Evan	2	4	1	2	2	0	0	0	1	7	2	5	0
25	FRAZIER, Keith	3	5	1	3	0	0	1	1	1	7	2	1	0
04	SMITH, Tirus	0	4	0	0	1	2	1	4	5	5	1	0	2
05	WADE, Trey	3	6	1	3	0	1	1	2	3	7	1	0	4
11	FLAGGERT, Jake	0	0	0	0	0	0	0	2	0	0	0	0	0
14	OSBORNE, Isaiah	1	4	1	2	1	2	0	2	1	4	0	1	1
15	MAGEE, Kobe	0	1	0	0	0	0	2	0	0	0	0	0	0
20	TOUCHET, Trey	0	1	0	0	0	0	0	0	1	3	0	0	6
Team						2	3	5						
Totals		19	45	5	13	13	20	6	21	27	24	56	12	6

FG % 1st Half: 9-21 42.9% 2nd half: 10-24 41.7% Game: 19-45 42.2%
3FG % 1st Half: 3-8 37.5% 2nd half: 2-5 40.0% Game: 5-13 38.5%
FT % 1st Half: 3-5 60.0% 2nd half: 10-15 66.7% Game: 13-20 65.0%

Score by periods	1st	2nd	Total
South Carolina	50	30	80
UTEP	24	32	56

Last FG - SC 2nd-01:49, UTEP 2nd-00:45.
Largest lead - SC by 32 2nd-12:54, UTEP None.
SC led for 39:35. UTEP led for 00:00. Game was tied for 00:25.

GAME 5



Official Basketball Box Score - Game Totals - Final Statistics
South Carolina vs Western Michigan
11/19/17 2:00 PM ET at HTC Center (Conway, SC)

South Carolina 79 • 4-1

#	Player	Total		3-Ptr		Rebounds		PF	TP	A	T	Bk	Stl	Min
		FG	FGA	FG	FTA	Off	Def							
10	MINAYA, Justin	4	9	1	4	0	1	2	3	1	9	0	2	2
21	KOTSAR, Maik	3	7	0	0	0	3	1	3	4	3	6	0	1
30	SILVA, Chris	4	5	0	0	6	8	3	2	5	3	14	2	0
02	GRAVETT, Hassani	2	8	1	4	4	0	5	5	1	9	6	2	0
05	BOOKER, Frank	4	10	3	9	0	0	0	0	0	1	11	0	2
00	BEATTY, David	0	1	0	1	0	0	1	1	2	0	1	0	0
11	HOLDEN, Kory	1	3	1	1	3	4	1	0	1	3	6	1	0
13	HAASE, Felipe	3	5	2	2	1	4	5	3	6	1	0	0	1
15	MYERS, Wesley	5	9	0	1	4	5	0	5	2	14	2	2	0
Team						4	0	4						
Totals		26	57	8	24	19	30	12	21	33	19	79	13	12

FG % 1st Half: 14-28 50.0% 2nd half: 12-29 41.4% Game: 26-57 45.6%
3FG % 1st Half: 4-10 40.0% 2nd half: 4-14 28.6% Game: 8-24 33.3%
FT % 1st Half: 3-10 30.0% 2nd half: 16-20 80.0% Game: 19-30 63.3%

Western Michigan 66 • 2-3

#	Player	Total		3-Ptr		Rebounds		PF	TP	A	T	Bk	Stl	Min
		FG	FGA	FG	FTA	Off	Def							
03	DAVIS, Josh	2	7	1	3	3	4	1	5	6	4	8	2	1
35	JOHNSON, Brandon	2	5	0	0	1	4	5	4	4	0	2	0	0
10	HUGHES, Seth	1	2	0	1	2	2	4	3	3	2	1	0	0
00	MOORE, Bryce	4	10	4	9	2	2	0	1	1	2	34	1	1
10	WILDER, Thomas	5	7	0	1	5	7	1	2	3	4	15	3	1
01	FLOWERS, Michael	3	6	2	3	2	2	0	0	0	2	10	0	0
23	JONES, Reggie	2	4	1	4	0	0	2	2	0	5	1	3	0
24	IKONGSHU, Adida	0	0	0	0	0	0	3	3	1	0	0	0	0
42	LAMONT, Drake	2	3	0	0	3	4	0	2	3	1	7	0	2
Team						1	3	4						
Totals		21	44	8	21	16	21	6	24	30	24	66	9	22

FG % 1st Half: 12-24 50.0% 2nd half: 9-20 45.0% Game: 21-44 47.7%
3FG % 1st Half: 3-9 33.3% 2nd half: 5-12 41.7% Game: 8-21 38.1%
FT % 1st Half: 7-8 87.5% 2nd half: 9-13 69.2% Game: 16-21 76.2%

Officials: Kipp Kissinger, Jeff Malham, Rick O'Neill
Technical fouls: South Carolina-None. Western Michigan-DAVIS, Josh.

Score by periods	1st	2nd	Total
South Carolina	35	44	79
Western Michigan	34	32	66

Last FG - SC 2nd-03:38, WMU 2nd-00:35.
Largest lead - SC by 18 2nd-03:38, WMU by 11 1st-15:20.
SC led for 25:14, WMU led for 11:18. Game was tied for 03:27.


GAME 6




Official Basketball Box Score - Game Totals - Final Statistics
South Carolina vs FIU
11/27/17 7:00 p.m. at Ocean Bank Convocation Ctr (Miami, Fla.)

South Carolina 78 • 5-1

#	Player	Total				3-Ptr		Rebounds				PF	TP	A	T	Bk	Stl	Min
		FG	FGA	FTG	FTA	Off	Def											
02	GRAVETT, Hassani	*	3-5	1-2	0-0	3	7	10	1	7	7	1	0	1	28			
05	BOOKER, Frank	*	4-8	4-8	0-0	1	3	4	0	12	4	0	1	3	34			
10	MINAYA, Justin	*	5-11	3-6	0-0	1	3	4	3	13	2	1	0	1	36			
21	KOTSAR, Maik	*	8-13	0-1	0-1	3	3	6	1	16	6	1	1	3	33			
30	SILVA, Chris	*	10-13	0-0	6-10	3	7	10	4	26	1	4	1	0	29			
00	BEATTY, David	0	1	0-1	0-0	0	0	0	0	0	0	0	0	0	4			
11	HOLDEN, Kory	0	0-3	0-2	0-0	0	0	0	1	0	2	2	0	0	12			
12	GUEYE, Khadim	0	0-0	0-0	1-0	1	0	1	2	0	0	2	0	0	7			
13	HAASE, Felipe	2	2-5	0-1	0-0	1	2	3	4	0	5	0	0	0	9			
14	FAMOUKE DOUMBIA, I.	0	0-0	0-0	0	0	0	0	0	0	0	0	0	0	1			
15	MYERS, Wesley	1	0-2	0-1	0-0	0	1	1	0	0	1	0	0	0	7			
Totals			32-61	8-22	6-12	13	27	40	15	78	29	13	3	8	200			



60



76

GAME 7 (5-2)

New York City

Madison Square Garden

Nov. 30, 2017

2017 Under Armour Reunion

NEW YORK (AP) - Quinton Rose scored a season-high 24 points to lead Temple to a 76-60 rout over South Carolina on Thursday night in the second game of the Under Armour Reunion at Madison Square Garden.

Damion Moore finished with 20 points and 10 rebounds, and Obi Enechionya added 15 points for Temple, which improved to 4-1 with its fourth win in its last five games.


South Carolina dropped to 5-2. The game was South Carolina's first at Madison Square Garden since Sweet 16 and Elite Eight wins over Baylor and Florida, respectively, last March.

David Beatty led the Gamecocks with 13 points. Maik Kotsar scored 12 and Justin Minaya tallied 11.

Leading 38-27 at the start of the second half, Temple outscored the Gamecocks 16-12 in the first 8:20 to extend its lead 54-39. The Owls started the second half with two Enechionya dunks and a jumper, a Moore jam and jumper, and eight points from Rose.

The lead grew to 60-41 after Moore's putback and layup on consecutive possessions. Following the layup with 9:39 left, Gamecocks coach Frank Martin called time out. It did not matter as Temple pushed its lead to 23, 66-43, after Rose's lay-in at 6:27.

GAME 7



Official Basketball Box Score -- Game Totals -- Final Statistics
SOUTH CAROLINA vs TEMPLE
11/30/17 9pm at Madison Square Garden, New York, NY

SOUTH CAROLINA 60

#	Player	Total	3-Ptr		Rebounds		PF	TP	A	TO	Blk	Stl	Min		
			FG-FGA	FT-FTA	Off	Def								Tot	
10	MINAYA, Justin	f	3-7	1-3	4-4	1	6	7	0	11	0	2	0	28	
21	KOTSAR, Maik	f	5-7	2-2	0-0	3	0	3	4	12	2	2	0	32	
30	SILVA, Chris	f	2-10	0-1	1-2	4	5	9	3	5	1	6	2	0	28
02	GRAVETT, Hassani	g	3-6	1-3	0-0	0	3	3	1	7	1	3	1	0	28
05	BOOKER, Frank	g	1-7	0-3	2-2	0	2	2	1	4	1	0	0	1	20
00	BEATTY, David		6-11	1-5	0-0	0	0	0	3	13	2	1	1	1	23
01	HOLDEN, Kory		0-2	0-0	0-0	0	0	0	1	0	0	0	0	0	4
13	HAASE, Felipe		0-2	0-2	1-2	0	1	1	0	1	0	2	0	2	18
15	MYERS, Wesley		2-6	1-2	0-0	2	0	2	1	5	2	1	0	0	18
33	CUDD, Jason		0-0	0-0	2-2	0	1	1	0	2	0	0	0	0	1
	Team					3	2	5							
	Totals		22-58	6-21	10-12	13	20	33	14	60	9	17	4	7	200

FG % 1st Half: 11-26 42.3% 2nd half: 11-32 34.4% Game: 22-58 37.9%
3FG % 1st Half: 4-10 40.0% 2nd half: 2-11 18.2% Game: 6-21 28.6%
FT % 1st Half: 1-2 50.0% 2nd half: 9-10 90.0% Game: 10-12 83.3%

Deadball Rebounds 1

TEMPLE 76

#	Player	Total	3-Ptr		Rebounds		PF	TP	A	TO	Blk	Stl	Min		
			FG-FGA	FT-FTA	Off	Def								Tot	
00	ENECHIONYA, OBI	f	6-8	0-1	3-3	0	5	5	2	15	3	3	6	3	35
01	BROWN, JOSH	f	3-9	1-3	0-0	0	2	2	0	7	1	0	0	2	26
24	AFLAKPUJ, ERNEST	f	0-0	0-0	0-0	1	0	1	4	0	0	1	1	0	8
03	ALSTON, JR, SHIZZ	g	2-11	1-5	0-0	0	4	4	1	5	2	3	0	3	36
13	ROSE, QUINTON	g	10-13	2-3	2-4	0	2	2	0	24	1	1	0	1	33
02	MOORE II, ALANI		0-4	0-3	0-0	0	1	1	0	2	2	0	2	10	10
04	MOORMAN II, JP		0-1	0-1	0-0	0	0	0	0	0	0	0	0	0	2
15	PIERRE-LOUIS, NATE		0-1	0-0	3-4	2	1	3	0	3	1	0	0	0	7
21	HAMILTON, JUSTYN		0-0	0-0	0-0	0	0	0	1	0	0	0	0	0	2
22	PERRY, DEVONDRE		0-2	0-1	2-2	1	1	2	2	2	0	0	1	0	14
23	MOORE, DAMION		8-11	0-0	4-8	5	5	10	2	20	1	1	0	1	26
25	LEONARD, STEVE		0-0	0-0	0-0	0	0	0	0	0	0	0	0	0	0+
32	NUNEZ DE CARVALHO,		0-0	0-0	0-0	0	0	0	0	0	0	0	0	0	1
	Team					6	1	7			3				
	Totals		29-60	4-17	14-21	15	22	37	13	76	11	14	8	12	200

FG % 1st Half: 14-30 46.7% 2nd half: 15-30 50.0% Game: 29-60 48.3%
3FG % 1st Half: 3-10 30.0% 2nd half: 1-7 14.3% Game: 4-17 23.5%
FT % 1st Half: 7-11 63.6% 2nd half: 7-10 70.0% Game: 14-21 66.7%

Deadball Rebounds 4

Officials: Tom Eades, Rick Crawford, Antonio Petty
Technical fouls: SOUTH CAROLINA-None. TEMPLE-None.
Attendance: 6081

Score by periods	1st	2nd	Total
SOUTH CAROLINA	27	33	60
TEMPLE	38	38	76

Points

In Paint

Off

2nd

Fast

Bench

SC

36

20

9

2

21

TU

38

18

10

9

25

Last FG - SC 2nd-00-29, TU 2nd-01:54.
Largest lead - SC by 2 1st-15:10, TU by 23 2nd-06:28.
SC led for 01:07, TU led for 36:04. Game was tied for 02:49.

Score tied - 2 times.
Lead changed - 6 times.

2017-18 SOUTH CAROLINA BASKETBALL • DEC. 2, 2017 • GAME 8 - UMASS



#5 FRANK BOOKER

GRADUATE STUDENT | GUARD | 6'3" | 208 | 3 LETTERS

AUGUSTA, GA. | WESTSIDE/OKLAHOMA/FAU

SEASON NOTABLES

- > Graduate transfer who has played at Oklahoma and FAU
- > Scored 11 points in exhibition vs. Erskine (Oct. 30), and eight points in the Hoops 4 Hurricane exhibition vs. Virginia Tech (Nov. 5)
- > Scored 12 points, hitting three 3s, with a steal in opener at Wofford (Nov. 10)
- > Tallied season-high 14 points in win vs. Western Michigan (Nov. 13), went 3-for-6 from deep and matched a career-high with 30 minutes of action
- > Scored 10 points with four rebounds and four assists in loss vs. Illinois State (Nov. 16)
- > Had 11 points thanks to a trio of triples in win vs. Western Michigan (Nov. 19) in the final game of the Puerto Rico Tip-Off, also had two steals
- > Dropped 12 points on 4-of-8 shooting from behind the arc in win at FIU (Nov. 27), played career-high 34 minutes and matched career-highs with four assists and three steals

SUPERLATIVES

	'17-18 Season	Career
Double-figure scoring	5	17

* led or shared team lead

BOOKER'S CAREER HIGHS

Points

Career 22, vs. Middle Tenn. (Jan. 21, 2017)
Season 14, vs. Western Michigan (Nov. 13, 2017)

Field Goals

Career 7, vs. Middle Tenn. (Jan. 21, 2017)
Season 5, vs. Western Michigan (Nov. 13, 2017)

Field Goal Attempts

Career 14, vs. Middle Tenn. (Jan. 21, 2017)
Season 10, 2x, last vs. W. Michigan (Nov. 19, 2017)

3-Point Field Goals

Career 5, vs. Middle Tenn. (Jan. 21, 2017)
Season 4, at FIU (Nov. 27, 2017)

3-Point Field Goal Attempts

Career 11, vs. Middle Tenn. (Jan. 21, 2017)
Season 10, vs. Illinois State (Nov. 16, 2017)

Free Throws

Career 7, vs. Iowa State (March 2, 2015)
Season 1, 3x, last vs. Illinois State (Nov. 16, 2017)

Free Throw Attempts

Career 8, vs. Iowa State (March 2, 2015)
Season 3, vs. Western Michigan (Nov. 13, 2017)

Rebounds

Career 6, vs. Rice (Feb. 11, 2017)
Season 5, vs. Western Michigan (Nov. 19, 2017)

Assists

Career 4, 2x, last FIU (Nov. 27, 2017)
Season 4, 2x, last FIU (Nov. 27, 2017)

Blocks

Career 2, vs. Idaho (Nov. 13, 2013)
Season 1, 2x, last FIU (Nov. 27, 2017)

Steals

Career 3, 2x, last FIU (Nov. 27, 2017)
Season 3, at FIU (Nov. 27, 2017)

Minutes

Career 34, at FIU (Nov. 27, 2017)
Season 34, at FIU (Nov. 27, 2017)

2017-18 GAME-BY-GAME STATS

Opponent	Date	GS	Min	FG-FGA	Pct	3FG-FGA	Pct	FT-FTA	Pct	Off	Def	Tot	Avg	PF	FO	A	TO	Blk	Stl	Pts	Avg
at Wofford	11/10	*	25	4-6	.667	3-5	.600	1-2	.500	0	0	0	0.0	1	0	0	0	0	1	12	12.0
Western Michigan	11/13	*	30	5-8	.625	3-6	.500	1-3	.333	0	2	2	1.0	2	0	0	1	1	0	14	13.0
vs. Illinois State	11/16	*	28	3-10	.300	3-10	.300	1-2	.500	0	4	4	2.0	2	0	4	2	0	0	10	12.0
vs. UTEP	11/17	*	25	2-6	.333	1-4	.250	2-2	1.000	0	2	2	2.0	1	0	1	4	0	0	7	10.8
vs. Western Michigan	11/19	*	19	4-10	.400	3-9	.333	0-0	.000	0	0	0	1.6	1	0	0	2	0	2	11	10.8
at FIU	11/27	*	34	4-8	.500	4-8	.500	0-0	.000	1	3	4	2.0	0	0	4	0	1	3	12	11.0
vs. Temple	11/30	*	20	1-7	.143	0-3	.000	2-2	1.000	0	2	2	2.0	1	0	1	0	0	1	4	10.0
UMass	12/2																				
Wyoming	12/6																				
Coastal Carolina	12/9																				
at Clemson	12/19																				
Limestone	12/27																				
at Ole Miss	12/31																				
Missouri	1/3																				
Vanderbilt	1/6																				
at Alabama	1/9																				
at Georgia	1/13																				
Kentucky	1/16																				
Tennessee	1/20																				
at Florida	1/24																				
Texas Tech	1/27																				
Miss. State	1/31																				
at Texas A&M	2/3																				
at Arkansas	2/6																				
Florida	2/10																				
at Tennessee	2/13																				
Auburn	2/17																				
Georgia	2/21																				
at Miss. State	2/24																				
LSU	2/28																				
at Auburn	3/3																				
vs. SEC Tourn.	3/7-11																				
vs. NCAA Tourn.	3/15-4/2																				

CAREER STATISTICS

Season	GP-GS	Min	Avg	FG	FGA	Pct	3FG	3FGA	Pct	FT	FTA	Pct	Off	Def	Tot	Avg	PF	FO	Ast	TO	Blk	Stl	Pts	Avg
2013-14%	32-0	451	14.1	49	134	.366	42	114	.368	24	36	.667	14	35	49	1.5	50	0	17	19	5	14	164	5.1
2014-15%	32-0	459	14.3	48	146	.329	36	119	.303	28	34	.824	10	34	44	1.4	45	0	18	23	5	16	160	5.0
2015-16^																								
2016-17^	30-10	502	16.7	58	153	.379	35	119	.294	19	23	.826	13	36	49	1.6	54	1	16	19	2	12	170	5.7
2017-18	7-7	181	25.9	23	55	.418	17	45	.378	7	11	.636	1	13	14	2.0	8	0	10	9	2	7	70	10.0
Totals	101-17	1593	15.8	178	488	.365	130	397	.327	78	104	.750	38	118	156	1.5	157	1	61	70	14	49	564	5.6

% - at Oklahoma // ^ at FAU



#15 WESLEY MYERS

GRADUATE STUDENT | GUARD | 6'1" | 193 | 3 LETTERS

BROOKLYN, N.Y. | BOYS & GIRLS HIGH SCHOOL/NIAGARA/MAINE

SEASON NOTABLES

- > Graduate transfer who has played at Niagara and Maine
- > Posted eight points with a steal in exhibition vs. Erskine (Oct. 30), and provided 11 points with four steals in the Hoops 4 Hurricane Relief exhibition vs. Virginia Tech (Nov. 5)
- > Scored 10 points off the bench in opener at Wofford (Nov. 10), adding two assists and a steal
- > Matched season-high with three rebounds in win over UTEP (Nov. 17), also had an assist and a steal
- > Tied for the team lead with 14 points in victory over Western Michigan (Nov. 19) in the final game of the Puerto Rico Tip-Off, recorded his 1,000th career point with a fast break layup in the first half, also had five rebounds and two assists in season-high 27 minutes of action

SUPERLATIVES

'17-18 Season Career

Double-figure scoring	2	24
-----------------------	---	----

* led or shared team lead

MYERS' CAREER HIGHS

Points

Career 33 vs. UMBC (Feb. 4, 2017)
Season 14, vs. Western Michigan (Nov. 19, 2017)

Field Goals

Career 12 vs. UML (Jan. 11, 2017)
Season 5, vs. Western Michigan (Nov. 19, 2017)

Field Goal Attempts

Career 22 vs. UML (Jan. 11, 2017)
Season 9, vs. Western Michigan (Nov. 19, 2017)

3-Point Field Goals

Career 4 at Stony Brook (Feb. 12, 2017)
Season 2, at Wofford (Nov. 10, 2017)

3-Point Field Goal Attempts

Career 8 at Stony Brook (Feb. 12, 2017)
Season 4, 2x, last vs. Illinois State (Nov. 16, 2017)

Free Throws

Career 10 at Dartmouth (Dec. 10, 2016)
Season 4, vs. Western Michigan (Nov. 19, 2017)

Free Throw Attempts

Career 12, twice, last vs. UMBC (Feb. 4, 2017)
Season 5, vs. Western Michigan (Nov. 19, 2017)

Rebounds

Career 10 at Stony Brook (Feb. 12, 2017)
Season 5, vs. Western Michigan (Nov. 19, 2017)

Assists

Career 5 vs. Stony Brook (Jan. 14, 2017)
Season 2, 3x, last vs. Temple (Nov. 30, 2017)

Blocks

Career 3 at Brown (Dec. 22, 2016)
Season -

Steals

Career 4 vs. UML (Jan. 11, 2017)
Season 1, 3x, last vs. W. Michigan (Nov. 19, 2017)

Minutes

Career 38, 4x times, last vs. UMBC (Feb. 4, 2017)
Season 27, vs. Western Michigan (Nov. 19, 2017)

2017-18 GAME-BY-GAME STATS

Opponent	Date	GS	Min	FG-FGA	Pct	3FG-FGA	Pct	FT-FTA	Pct	Off	Def	Tot	Avg	PF	FO	A	TO	Blk	Stl	Pts	Avg
at Wofford	11/10	-	17	3-6	.500	2-4	.500	2-2	1.000	0	3	3	3.0	0	0	2	2	0	1	10	10.0
Western Michigan	11/13	-	12	2-5	.400	0-1	.000	0-0	.000	0	2	2	2.5	2	0	0	1	0	0	4	7.0
vs. Illinois State	11/16	-	15	2-7	.286	1-4	.250	0-0	.000	0	1	1	2.0	1	0	0	1	0	0	5	6.3
vs. UTEP	11/17	-	14	1-2	.500	0-1	.000	0-0	.000	0	3	3	2.3	1	0	1	1	0	1	2	5.3
vs. Western Michigan	11/19	-	27	5-9	.556	0-1	.000	4-5	.800	0	5	5	2.8	2	0	2	2	0	1	14	7.0
at FIU	11/27	-	7	0-2	.000	0-1	.000	0-0	.000	0	1	1	2.5	1	0	0	1	0	0	0	5.8
vs. Temple	11/30	-	18	2-6	.333	1-2	.500	0-0	.000	2	0	2	2.4	1	0	2	1	0	0	5	5.7
UMass	12/2																				
Wyoming	12/6																				
Coastal Carolina	12/9																				
at Clemson	12/19																				
Limestone	12/27																				
at Ole Miss	12/31																				
Missouri	1/3																				
Vanderbilt	1/6																				
at Alabama	1/9																				
at Georgia	1/13																				
Kentucky	1/16																				
Tennessee	1/20																				
at Florida	1/24																				
Texas Tech	1/27																				
Miss. State	1/31																				
at Texas A&M	2/3																				
at Arkansas	2/6																				
Florida	2/10																				
at Tennessee	2/13																				
Auburn	2/17																				
Georgia	2/21																				
at Miss. State	2/24																				
LSU	2/28																				
at Auburn	3/3																				
DNP - redshirted due to NCAA transfer rules	3/7-11																				
vs. SEC Tourn.	3/7-11																				
vs. NCAA Tourn.	3/15-4/2																				

CAREER STATISTICS

Season	GP-GS	Min	Avg	FG	FGA	Pct	3FG	3FGA	Pct	FT	FTA	Pct	Off	Def	Tot	Avg	PF	FO	Ast	TO	Blk	Stl	Pts	Avg
2013-14%	33-14	747	22.6	78	198	.394	20	63	.317	44	66	.667	19	73	92	2.8	61	1	39	47	6	21	220	6.7
2014-15%	30-16	882	29.4	94	220	.427	34	81	.420	61	86	.709	21	76	97	3.2	60	1	45	54	10	30	283	9.4
2015-16^																								
2016-17^	28-20	844	30.1	164	375	.437	34	99	.343	110	142	.775	35	91	126	4.5	57	1	44	62	16	30	472	16.9
2017-18	7-0	110	15.7	15	37	.405	4	14	.286	6	7	.857	2	15	17	2.4	8	0	7	9	0	3	40	5.7
Totals	98-50	2583	26.1	351	830	.423	92	257	.358	221	301	.734	77	255	332	3.4	186	3	135	172	32	84	1015	10.4

% - at Niagara // ^ at Maine



#2 HASSANI GRAVETT

R-JUNIOR | GUARD | 6'2" | 187 | 1 LETTER

VILLA RICA, GA./ALEXANDER/PENSACOLA STATE COLLEGE

SEASON NOTABLES

- > Junior guard who enters second season with the Gamecocks in 2017-18
- > Averaged 3.2 points, 1.6 rebounds and is the top returning assist maker from last season after dishing 1.4 per game
- > Dished three assists with five points in opener at Wofford (Nov. 10)
- > Set a new career-high with 15 points in just 19 minutes of action in win vs. Western Michigan (Nov. 10), went 3-for-3 from deep for a new single-game career-high in made 3s
- > Had 10 points and pulled down a career-high nine rebounds in loss vs. Illinois State (Nov. 16), also dished out five assists with just one turnover in team-high 33 minutes of action
- > Set new career-high with nine assists in just 21 minutes in victory over UTEP (Nov. 17)
- > Led team with six assists in win over Western Michigan in final game of Puerto Rico Tip-Off (Nov. 19), also had five rebounds and nine points in 27 minutes
- > Had seven assists to go alongside just one turnover in win at FIU (Nov. 27), pulled down career-high 10 rebounds in 28 minutes, also had seven points

SUPERLATIVES

	'17-18 Season	Career
Double-figure scoring	2	5
5+ assists	4	6
Team high assists*	4	8
Team high steals*	-	1

* led or shared team lead

2017-18 GAME-BY-GAME STATS

Opponent	Date	GS	Min	FG-FGA	Pct	3FG-FGA	Pct	FT-FTA	Pct	Off	Def	Tot	Avg	PF	FO	A	TO	Blk	Stl	Pts	Avg
at Wofford	11/10	*	25	2-7	.285	1-2	.500	0-0	.000	0	2	2	2.0	0	0	3	0	0	0	5	5.0
Western Michigan	11/13	*	19	4-5	.800	3-3	1.000	4-4	1.000	0	4	4	3.0	2	0	2	2	0	0	15	10.0
vs. Illinois State	11/16	*	33	3-13	.231	2-10	.200	2-4	.500	0	9	9	5.0	2	0	5	1	0	0	10	10.0
vs. UTEP	11/17	*	21	3-6	.500	0-1	.000	0-0	.000	1	3	4	4.8	2	0	9	4	0	1	6	9.0
vs. Western Michigan	11/19	*	27	2-8	.250	1-4	.250	4-8	.500	0	5	5	4.8	1	0	6	2	0	0	9	9.0
at FIU	11/27	*	28	3-5	.600	1-2	.500	0-0	.000	3	7	10	5.7	1	0	7	1	0	1	7	8.7
vs. Temple	11/30	*	28	3-6	.500	1-3	.333	0-0	.000	0	3	3	5.3	1	0	1	3	1	0	7	8.4
UMass	12/2																				
Wyoming	12/6																				
Coastal Carolina	12/9																				
at Clemson	12/19																				
Limestone	12/27																				
at Ole Miss	12/31																				
Missouri	1/3																				
Vanderbilt	1/6																				
at Alabama	1/9																				
at Georgia	1/13																				
Kentucky	1/16																				
Tennessee	1/20																				
at Florida	1/24																				
Texas Tech	1/27																				
Miss. State	1/31																				
at Texas A&M	2/3																				
at Arkansas	2/6																				
Florida	2/10																				
at Tennessee	2/13																				
Auburn	2/17																				
Georgia	2/21																				
at Miss. State	2/24																				
LSU	2/28																				
at Auburn	3/3																				
vs. SEC Tourn.	3/7-11																				
vs. NCAA Tourn.	3/15-4/2																				

CAREER STATISTICS

Season	GP-GS	Min	Avg	FG	FGA	Pct	3FG	3FGA	Pct	FT	FTA	Pct	Off	Def	Tot	Avg	PF	FO	Ast	TO	Blk	Stl	Pts	Avg
2016-17	35-3	582	16.6	39	133	.293	15	69	.217	20	31	.645	16	41	57	1.6	48	1	49	37	1	14	113	3.2
2017-18	7-7	181	25.9	20	50	.400	9	25	.360	10	16	.625	4	33	37	5.3	9	0	33	13	1	2	59	8.4
Totals	42-10	763	18.2	59	183	.322	24	94	.255	30	47	.638	20	74	94	2.2	57	1	82	50	2	16	172	4.1

(SEC ONLY)

Season	GP-GS	Min	Avg	FG	FGA	Pct	3FG	3FGA	Pct	FT	FTA	Pct	Off	Def	Tot	Avg	PF	FO	Ast	TO	Blk	Stl	Pts	Avg
2017	17-2	284	16.7	18	61	.295	8	33	.242	12	17	.706	9	15	24	1.4	23	0	23	17	0	7	56	3.3



#1 KORY HOLDEN

R-JUNIOR | GUARD | 6'1" | 197 | 2 LETTERS

SALISBURY, MD./DELAWARE

SEASON NOTABLES

- > Transfer guard from Delaware who posted 892 career points in two seasons with the Blue Hens
- > Dished two assists in exhibition vs. Erskine (Oct. 30), but didn't play in the Hoops 4 Hurricane Relief exhibition vs. Virginia Tech due to a sore knee
- > Saw first action as a Gamecock at Wofford (Nov. 10), scoring two points with two rebounds and two assists
- > Came off the bench to score six points in win vs. Western Michigan (Nov. 13)
- > Scored in double-digits for the first time as a Gamecock finishing with 11 points in just 16 minutes off the bench in victory over UTEP (Nov. 17), went 4-for-5 from the field and had two assists

HOLDEN'S CAREER HIGHS

Points

Career 35, vs. Boston College (Dec. 19, 2015)

Season 11, vs. UTEP (Nov. 17, 2017)

Field Goals

Career 12, vs. Boston College (Dec. 19, 2015)

Season 4, vs. UTEP (Nov. 17, 2017)

Field Goal Attempts

Career 26, vs. Boston College (Dec. 19, 2015)

Season 6, vs. Western Michigan (Nov. 13, 2017)

3-Point Field Goals

Career 6, 3x, last vs. William & Mary (Jan. 28, 2016)

Season 1, vs. UTEP (Nov. 17, 2017)

3-Point Field Goal Attempts

Career 13, vs. Boston College (Dec. 19, 2015)

Season 2, vs. UTEP (Nov. 17, 2017)

Free Throws

Career 15, twice, last at Towson (Jan. 30, 2016)

Season 2, vs. UTEP (Nov. 17, 2017)

Free Throw Attempts

Career 16, at UNCW (Jan. 8, 2015)

Season 4, vs. UTEP (Nov. 17, 2017)

Rebounds

Career 7, 4x, last vs. Col of Charl. (March 4, 2016)

Season 3, vs. Western Michigan (Nov. 13, 2017)

Assists

Career 9, vs. William & Mary (Jan. 22, 2015)

Season 2, 3x, last at FIU (Nov. 27, 2017)

Blocks

Career 1, 6x, last vs. Bradley (Dec. 1, 2015)

Season -

Steals

Career 3, at Robert Morris (Dec. 22, 2014)

Season -

Minutes

Career 45, at Towson (Jan. 30, 2016)

Season 16, vs. UTEP (Nov. 17, 2017)

SUPERLATIVES

	' 17-18	Career
Double-figure scoring	1	44
3+ assists	-	48
5+ assists	-	29

* led or shared team lead

2017-18 GAME-BY-GAME STATS

Opponent	Date	GS	Min	FG-FGA	Pct	3FG-FGA	Pct	FT-FTA	Pct	Off	Def	Tot	Avg	PF	FO	A	TO	Blk	Stl	Pts	Avg
at Wofford	11/10	-	8	1-2	.500	0-1	.000	0-0	.000	1	1	2	2.0	3	0	2	0	0	0	2	2.0
Western Michigan	11/13	-	12	3-6	.500	0-1	.000	0-0	.000	0	3	3	2.5	0	0	1	2	0	0	6	4.0
vs. Illinois State	11/16	-	7	0-2	.000	0-0	.000	0-0	.000	0	0	0	1.3	3	0	1	2	0	0	0	2.7
vs. UTEP	11/17	-	16	4-5	.800	1-2	.500	2-4	.500	0	0	0	1.3	1	0	2	1	0	0	11	4.8
vs. Western Michigan	11/19	-	9	1-3	.333	1-1	1.000	3-4	.750	1	0	1	1.2	3	6	1	0	0	0	6	5.0
at FIU	11/27	-	12	0-3	.000	0-2	.000	0-1	.000	0	0	0	1.0	1	0	2	2	0	0	0	4.2
vs. Temple	11/30	-	4	0-2	.000	0-0	.000	0-0	.000	0	0	0	0.9	1	0	0	0	0	0	0	3.6
UMass	12/2																				
Wyoming	12/6																				
Coastal Carolina	12/9																				
at Clemson	12/19																				
Limestone	12/27																				
at Ole Miss	12/31																				
Missouri	1/3																				
Vanderbilt	1/6																				
at Alabama	1/9																				
at Georgia	1/13																				
Kentucky	1/16																				
Tennessee	1/20																				
at Florida	1/24																				
Texas Tech	1/27																				
Miss. State	1/31																				
at Texas A&M	2/3																				
at Arkansas	2/6																				
Florida	2/10																				
at Tennessee	2/13																				
Auburn	2/17																				
Georgia	2/21																				
at Miss. State	2/24																				
LSU	2/28																				
at Auburn	3/3																				
vs. SEC Tourn.	3/7-11																				
vs. NCAA Tourn.	3/15-4/2																				

CAREER STATISTICS

Season	GP-GS	Min	Avg	FG	FGA	Pct	3FG	3FGA	Pct	FT	FTA	Pct	Off	Def	Tot	Avg	PF	FO	Ast	TO	Blk	Stl	Pts	Avg
2014-15%	29-28	990	34.1	117	296	.395	24	64	.375	102	135	.756	16	74	90	3.1	58	2	144	95	4	16	360	12.4
2015-16%	30-27	1088	36.3	181	459	.394	69	178	.388	101	127	.795	16	75	91	3.0	62	0	126	88	2	12	532	17.7
2017-18	7-0	68	9.7	9	23	.391	2	7	.286	5	9	.556	2	4	6	0.9	12	0	9	7	0	0	25	3.6
Totals	66-55	2146	32.5	307	778	.395	95	249	.382	208	271	.768	34	153	187	2.9	132	2	279	190	6	28	917	14.1

% - at Delaware



#30 CHRIS SILVA

JUNIOR | FORWARD | 6'9" | 223 | 2 LETTERS

LIBREVILLE, GABON/ROSELLE (N.J.)

SEASON NOTABLES

- > Gamecocks top returning scorer (10.2), rebounder (6.1) and shot blocker (1.4)
- > ESPN's Jay Bilas ranked him as one of his "30 best in-your-grill" defenders
- > Had sixth career double-double in win vs. Western Michigan (Nov. 13) with 10 points and 10 rebounds; made first career 3-pointer in the first half
- > Scored 10 points, all at the free throw line, in loss vs. Illinois State (Nov. 16), set career-highs for attempts (14) and makes at the charity stripe (10)
- > Had team-high 15 points in blowout victory over UTEP (Nov. 17), also had seven rebounds and two blocks
- > Tied for team lead with 14 points in win over Western Michigan (Nov. 19) in final game of Puerto Rico Tip-Off, tied career-high with two assists
- > Poured in career-high 26 points in road win at FIU (Nov. 27), went 10-for-13 from the floor marking new career-highs for makes and attempts, also had 10 rebounds for his seventh career double-double and his second of the 2017-18 campaign

SUPERLATIVES

	'17-18 Season	Career
Double-figure scoring	5	33
Double-Figure rebounding	3	10
Double-doubles	2	7
2+ blocks	4	30
Team high scoring*	3	5
Team high rebounding*	6	28
Team high blocks*	6	32

* led or shared team lead

2017-18 GAME-BY-GAME STATS

Opponent	Date	GS	Min	FG-FGA	Pct	3FG-FGA	Pct	FT-FTA	Pct	Off	Def	Tot	Avg	PF	FO	A	TO	Blk	Stl	Pts	Avg
at Wofford	11/10	*	20	2-5	.400	0-1	.000	5-6	.833	3	7	10	10.0	3	0	2	5	2	2	9	9.0
Western Michigan	11/13	*	21	3-5	.600	1-1	1.000	3-4	.750	2	8	10	10.0	3	0	1	1	1	1	10	9.5
vs. Illinois State	11/16	*	17	0-1	.000	0-0	.000	10-14	.714	2	4	6	8.7	5	1	1	2	3	0	10	9.7
vs. UTEP	11/17	*	23	3-8	.375	1-2	.500	8-9	.889	3	4	7	8.3	4	0	1	4	2	1	15	11.0
vs. Western Michigan	11/19	*	25	4-5	.800	0-0	.000	6-8	.750	3	2	5	7.6	3	0	2	0	0	1	14	11.6
at FIU	11/27	*	29	10-13	.770	0-0	.000	6-10	.600	3	7	10	8.0	4	0	1	4	1	0	26	14.0
vs. Temple	11/30	*	28	2-10	.200	0-1	.000	1-2	.500	4	5	9	8.1	3	0	1	6	2	0	5	12.7
UMass	12/2																				
Wyoming	12/6																				
Coastal Carolina	12/9																				
at Clemson	12/19																				
Limestone	12/27																				
at Ole Miss	12/31																				
Missouri	1/3																				
Vanderbilt	1/6																				
at Alabama	1/9																				
at Georgia	1/13																				
Kentucky	1/16																				
Tennessee	1/20																				
at Florida	1/24																				
Texas Tech	1/27																				
Miss. State	1/31																				
at Texas A&M	2/3																				
at Arkansas	2/6																				
Florida	2/10																				
at Tennessee	2/13																				
Auburn	2/17																				
Georgia	2/21																				
at Miss. State	2/24																				
LSU	2/28																				
at Auburn	3/3																				
vs. SEC Tourn.	3/7-11																				
vs. NCAA Tourn.	3/15-4/2																				

CAREER STATISTICS

Season	GP-GS	Min	Avg	FG	FGA	Pct	3FG	3FGA	Pct	FT	FTA	Pct	Off	Def	Tot	Avg	PF	FO	Ast	TO	Blk	Stl	Pts	Avg
2015-16	32-6	425	13.3	53	110	.482	0	0	.000	67	110	.609	56	87	143	4.5	100	3	6	34	28	14	173	5.4
2016-17	37-37	776	21.0	122	233	.524	0	1	.000	134	179	.749	84	141	225	6.1	141	10	13	69	51	22	378	10.2
2017-18	7-7	163	23.3	24	47	.511	2	5	.400	39	53	.736	20	37	57	8.1	25	1	9	22	11	5	89	12.7
Totals	76-50	1364	17.9	199	390	.510	2	6	.333	240	342	.702	160	265	425	5.6	266	14	28	125	90	41	640	8.4

(SEC ONLY)

Season	GP-GS	Min	Avg	FG	FGA	Pct	3FG	3FGA	Pct	FT	FTA	Pct	Off	Def	Tot	Avg	PF	FO	Ast	TO	Blk	Stl	Pts	Avg
2016	18-6	221	12.3	30	54	.556	0	0	.000	27	47	.574	27	46	73	4.1	57	2	3	15	10	6	87	4.8
2017	18-18	370	20.6	64	117	.547	0	0	.000	62	82	.756	35	55	90	5.0	69	6	5	38	15	13	190	10.6
Totals	36-24	591	16.4	94	171	.550	0	0	.000	89	129	.690	62	101	163	4.5	126	8	8	53	25	19	277	7.7



#13 TOMMY CORCHIANI

SOPHOMORE | GUARD | 6'3" | 180 | 1 LETTER

RALEIGH, N.C./RAVENSCROFT

SEASON NOTABLES

- > Saw action in five contests during rookie season
- > Saw action in opener at Wofford (Nov. 10)

CORCHIANI'S CAREER HIGHS

Points

Career -

Season -

Field Goals

Career -

Season -

Field Goal Attempts

Career -

Season -

3-Point Field Goals

Career -

Season -

3-Point Field Goal Attempts

Career -

Season -

Free Throws

Career -

Season -

Free Throw Attempts

Career -

Season -

Rebounds

Career 1, vs. SC State (Nov. 18, 2016)

Season -

Assists

Career -

Season -

Blocks

Career -

Season -

Steals

Career -

Season -

Minutes

Career 4, vs. Auburn (Jan. 24, 2017)

Season 1, at Wofford (Nov. 10, 2017)

2017-18 GAME-BY-GAME STATS

Opponent	Date	GS	Min	FG-FGA	Pct	3FG-FGA	Pct	FT-FTA	Pct	Off	Def	Tot	Avg	PF	FO	A	TO	Blk	Stl	Pts	Avg
at Wofford	11/10	-	1	0-0	.000	0-0	.000	0-0	.000	0	0	0	0.0	0	0	0	0	0	0	0	0.0
Western Michigan	11/13	-	-	-	-	-	-	DNP	Coaches Decision	-	-	-	0.0	-	-	-	-	-	-	-	0.0
vs. Illinois State	11/16	-	-	-	-	-	-	DNP	Coaches Decision	-	-	-	0.0	-	-	-	-	-	-	-	0.0
vs. UTEP	11/17	-	-	-	-	-	-	DNP	Coaches Decision	-	-	-	0.0	-	-	-	-	-	-	-	0.0
vs. Western Michigan	11/19	-	-	-	-	-	-	DNP	Coaches Decision	-	-	-	0.0	-	-	-	-	-	-	-	0.0
at FIU	11/27	-	-	-	-	-	-	DNP	Coaches Decision	-	-	-	0.0	-	-	-	-	-	-	-	0.0
vs. Temple	11/30	-	-	-	-	-	-	DNP	Coaches Decision	-	-	-	0.0	-	-	-	-	-	-	-	0.0
UMass	12/2																				
Wyoming	12/6																				
Coastal Carolina	12/9																				
at Clemson	12/19																				
Limestone	12/27																				
at Ole Miss	12/31																				
Missouri	1/3																				
Vanderbilt	1/6																				
at Alabama	1/9																				
at Georgia	1/13																				
Kentucky	1/16																				
Tennessee	1/20																				
at Florida	1/24																				
Texas Tech	1/27																				
Miss. State	1/31																				
at Texas A&M	2/3																				
at Arkansas	2/6																				
Florida	2/10																				
at Tennessee	2/13																				
Auburn	2/17																				
Georgia	2/21																				
at Miss. State	2/24																				
LSU	2/28																				
at Auburn	3/3																				
vs. SEC Tourn.	3/7-11																				
vs. NCAA Tourn.	3/15-4/2																				

CAREER STATISTICS

Season	GP-GS	Min	Avg	FG	FGA	Pct	3FG	3FGA	Pct	FT	FTA	Pct	Off	Def	Tot	Avg	PF	FO	Ast	TO	Blk	Stl	Pts	Avg
2016-17	5-0	11	2.2	0	0	.000	0	0	.000	0	0	.000	0	1	1	0.2	4	0	0	1	0	0	0	0.0
2017-18	1-0	1	1.0	0	0	.000	0	0	.000	0	0	.000	0	0	0	0.0	0	0	0	0	0	0	0	0.0
Totals	6-0	12	2.0	0	0	.000	0	0	.000	0	0	.000	0	1	1	0.2	4	0	0	1	0	0	0	0.0

(SEC ONLY)

Season	GP-GS	Min	Avg	FG	FGA	Pct	3FG	3FGA	Pct	FT	FTA	Pct	Off	Def	Tot	Avg	PF	FO	Ast	TO	Blk	Stl	Pts	Avg
2017	2-0	6	3.0	0	0	.000	0	0	.000	0	0	.000	0	0	0	0.0	1	0	0	0	0	0	0	0.0



#12 KHADIM GUEYE

SOPHOMORE | FORWARD | 7'0" | 248 | 1 LETTER

DAKAR, SENEGAL/VICTORY ROCK PREP

SEASON NOTABLES

- > Saw action in 28 games last season
- > Scored three points with a block in exhibition vs. Erskine (Oct. 30), and posted two points with two rebounds in Hoops 4 Hurricane Relief exhibition vs. Virginia Tech (Nov. 5)
- > Saw 10 minutes of action in opener at Wofford (Nov. 10), pulling down four rebounds
- > Played seven minutes and notched one rebound in win at FIU (Nov. 27)

GUEYE'S CAREER HIGHS

Points

Career 6, vs. SC State (Nov. 18, 2016)

Season -

Field Goals

Career 2, vs. Lander (Dec. 27, 2016)

Season -

Field Goal Attempts

Career 3, twice, last vs. Lander (Dec. 27, 2016)

Season -

3-Point Field Goals

Career -

Season -

3-Point Field Goal Attempts

Career -

Season -

Free Throws

Career 4, vs. SC State (Nov. 18, 2016)

Season -

Free Throw Attempts

Career 4, vs. SC State (Nov. 18, 2016)

Season -

Rebounds

Career 5, vs. SC State (Nov. 18, 2016)

Season 4, at Wofford (Nov. 10, 2017)

Assists

Career 1, twice, last vs. Georgia (Feb. 4, 2017)

Season -

Blocks

Career 2, twice, last vs. Lander (Dec. 27, 2016)

Season -

Steals

Career 1, twice, last vs. Ole Miss (Jan. 14, 2017)

Season -

Minutes

Career 18, vs. Lander (Dec. 27, 2016)

Season 10, at Wofford (Nov. 10, 2017)

SUPERLATIVES

'17-18 Season Career

Team high blocks*

- 2

* led or shared team lead

2017-18 GAME-BY-GAME STATS

Opponent	Date	GS	Min	FG-FGA	Pct	3FG-FGA	Pct	FT-FTA	Pct	Off	Def	Tot	Avg	PF	FO	A	TO	Blk	Stl	Pts	Avg
at Wofford	11/10	-	10	0-0	.000	0-0	.000	0-0	.000	2	2	4	4.0	2	0	0	2	0	0	0	0.0
Western Michigan	11/13	-	4	0-0	.000	0-0	.000	0-0	.000	0	0	0	2.0	0	0	0	0	0	0	0	0.0
vs. Illinois State	11/16	-	5	0-0	.000	0-0	.000	0-0	.000	0	0	0	1.3	1	0	0	0	0	0	0	0.0
vs. UTEP	11/17	-	2	0-0	.000	0-0	.000	0-0	.000	0	0	0	1.0	1	0	0	0	0	0	0	0.0
vs. Western Michigan	11/19	-	-	-	-	-	-	DNP	Coaches Decision	-	-	-	1.0	-	-	-	-	-	-	-	0.0
at FIU	11/27	-	7	0-0	.000	0-0	.000	0-0	.000	1	0	1	1.0	2	0	0	2	0	0	0	0.0
vs. Temple	11/30	-	-	-	-	-	-	DNP	Coaches Decision	-	-	-	1.0	-	-	-	-	-	-	-	0.0
UMass	12/2																				
Wyoming	12/6																				
Coastal Carolina	12/9																				
at Clemson	12/19																				
Limestone	12/27																				
at Ole Miss	12/31																				
Missouri	1/3																				
Vanderbilt	1/6																				
at Alabama	1/9																				
at Georgia	1/13																				
Kentucky	1/16																				
Tennessee	1/20																				
at Florida	1/24																				
Texas Tech	1/27																				
Miss. State	1/31																				
at Texas A&M	2/3																				
at Arkansas	2/6																				
Florida	2/10																				
at Tennessee	2/13																				
Auburn	2/17																				
Georgia	2/21																				
at Miss. State	2/24																				
LSU	2/28																				
at Auburn	3/3																				
vs. SEC Tour.	3/7-11																				
vs. NCAA Tour.	3/15-4/2																				

CAREER STATISTICS

Season	GP-GS	Min	Avg	FG	FGA	Pct	3FG	3FGA	Pct	FT	FTA	Pct	Off	Def	Tot	Avg	PF	FO	Ast	TO	Blk	Stl	Pts	Avg
2016-17	28-0	198	7.1	3	12	.250	0	0	.000	5	8	.625	8	18	26	0.9	41	0	2	10	7	2	11	0.4
2017-18	5-0	28	5.6	0	0	.000	0	0	.000	0	0	.000	3	2	5	1.0	6	0	0	4	0	0	0	0.0
Totals	33-0	226	6.8	3	12	.250	0	0	.000	5	8	.625	11	20	31	0.9	47	0	2	14	7	2	11	0.3

(SEC ONLY)

Season	GP-GS	Min	Avg	FG	FGA	Pct	3FG	3FGA	Pct	FT	FTA	Pct	Off	Def	Tot	Avg	PF	FO	Ast	TO	Blk	Stl	Pts	Avg
2017	14-0	77	5.5	0	2	.000	0	0	.000	0	0	.000	2	7	9	0.6	16	0	1	5	1	1	0	0.0



#23 EVAN HINSON

SOPHOMORE | GUARD | 6'4" | 240 | 1 LETTER
DELTONA, FLA./DELTONA

SEASON NOTABLES

- > Also a member of the Gamecock football team, and will join the basketball squad following the end of the football season
- > Saw action in eight contests last season, scoring a season best four points in SEC Tournament action vs. Alabama

HINSON'S CAREER HIGHS

- Points**
Career 4, vs. Alabama (March 10, 2017)
Season -
- Field Goals**
Career 2, vs. Alabama (March 10, 2017)
Season -
- Field Goal Attempts**
Career 4, vs. Alabama (March 10, 2017)
Season -
- 3-Point Field Goals**
Career 1, vs. Tennessee (Feb. 25, 2017)
Season -
- 3-Point Field Goal Attempts**
Career 2, vs. Alabama (March 10, 2017)
Season -
- Free Throws**
Career 2, at LSU (Feb. 1, 2017)
Season -
- Free Throw Attempts**
Career 2, at LSU (Feb. 1, 2017)
Season -
- Rebounds**
Career 2, twice, last vs. Alabama (March 10, 2017)
Season -
- Assists**
Career 1, vs. Auburn (Jan. 24, 2017)
Season -
- Blocks**
Career -
Season -
- Steals**
Career 1, twice, last at LSU (Feb. 1, 2017)
Season -
- Minutes**
Career 5, vs. Auburn (Jan. 24, 2017)
Season -

2017-18 GAME-BY-GAME STATS

Opponent	Date	GS	Min	FG-FGA	Pct	3FG-FGA	Pct	FT-FTA	Pct	Off	Def	Tot	Avg	PF	FO	A	TO	Blk	Stl	Pts	Avg
at Wofford	11/10	-	-	-	-	-	-	-	DNP - Football	-	-	-	-	-	-	-	-	-	-	-	-
Western Michigan	11/13	-	-	-	-	-	-	-	DNP - Football	-	-	-	-	-	-	-	-	-	-	-	-
vs. Illinois State	11/16	-	-	-	-	-	-	-	DNP - Football	-	-	-	-	-	-	-	-	-	-	-	-
vs. UTEP	11/17	-	-	-	-	-	-	-	DNP - Football	-	-	-	-	-	-	-	-	-	-	-	-
vs. Western Michigan	11/19	-	-	-	-	-	-	-	DNP - Football	-	-	-	-	-	-	-	-	-	-	-	-
at FIU	11/27	-	-	-	-	-	-	-	DNP - Football	-	-	-	-	-	-	-	-	-	-	-	-
vs. Temple	11/30	-	-	-	-	-	-	-	DNP - Football	-	-	-	-	-	-	-	-	-	-	-	-
UMass	12/2																				
Wyoming	12/6																				
Coastal Carolina	12/9																				
at Clemson	12/19																				
Limestone	12/27																				
at Ole Miss	12/31																				
Missouri	1/3																				
Vanderbilt	1/6																				
at Alabama	1/9																				
at Georgia	1/13																				
Kentucky	1/16																				
Tennessee	1/20																				
at Florida	1/24																				
Texas Tech	1/27																				
Miss. State	1/31																				
at Texas A&M	2/3																				
at Arkansas	2/6																				
Florida	2/10																				
at Tennessee	2/13																				
Auburn	2/17																				
Georgia	2/21																				
at Miss. State	2/24																				
LSU	2/28																				
at Auburn	3/3																				
vs. SEC Tourn.	3/7-11																				
vs. NCAA Tourn.	3/15-4/2																				

CAREER STATISTICS

Season	GP-GS	Min	Avg	FG	FGA	Pct	3FG	3FGA	Pct	FT	FTA	Pct	Off	Def	Tot	Avg	PF	FO	Ast	TO	Blk	Stl	Pts	Avg
2016-17	8-0	21	2.6	3	8	.375	1	5	.200	2	2	1.000	2	3	5	0.6	3	0	1	0	0	2	9	1.1
2017-18																								
Totals																								

(SEC ONLY)

Season	GP-GS	Min	Avg	FG	FGA	Pct	3FG	3FGA	Pct	FT	FTA	Pct	Off	Def	Tot	Avg	PF	FO	Ast	TO	Blk	Stl	Pts	Avg
2017	5-0	13	2.6	1	4	.250	1	3	.333	2	2	1.000	0	3	3	0.6	3	0	1	0	0	2	5	1.0



#21 MAIK KOTSAR

SOPHOMORE | FORWARD | 6'10" | 260 | 1 LETTER

TALLIN, ESTONIA/SUNRISE CHRISTIAN ACADEMY

SEASON NOTABLES

- > Saw action in all 37 games during rookie season with 33 starts
- > Averaged 5.8 points, 4.8 rebounds and 0.7 assists per game as a rookie
- > Led the Gamecocks with 13 points, including 10 in the second half, in opener at Wofford (Nov. 10); also dished a team high four assists vs. the Terriers
- > Scored 10 points and pulled down six rebounds in win vs. Western Michigan (Nov. 13); also has two steals, one block and an assist
- > Tallied season-high 14 points on 6-of-10 shooting in team's blowout victory over UTEP (Nov. 17), led the team with two steals in the contest, also hit first career 3-pointer in the game
- > Had two steals, four rebounds and six points in win vs. Western Michigan in final game of Puerto Rico Tip-Off (Nov. 19), fourth-straight game with multiple steals
- > Matched career-high with 16 points in road win at FIU (Nov. 27), set career-highs for field goals made (8) and assists (6), also had three steals in 33 minutes
- > Had 12 points thanks to a pair of 3s in the first half in loss vs. Temple (Nov. 30) at Madison Square Garden

SUPERLATIVES

	'17-18 Season	Career
Double-figure scoring	5	14
Double-doubles	-	1
3+ steals	1	3
Team high scoring*	1	2
Team high rebounding*	-	9
Team high blocks*	2	8

* led or shared team lead

2017-18 GAME-BY-GAME STATS

Opponent	Date	GS	Min	FG-FGA	Pct	3FG-FGA	Pct	FT-FTA	Pct	Off	Def	Tot	Avg	PF	FO	A	TO	Blk	Stl	Pts	Avg
at Wofford	11/10	*	25	5-10	.500	0-1	.000	3-4	.750	2	1	3	3.0	3	0	4	1	0	1	13	13.0
Western Michigan	11/13	*	29	4-10	.400	0-2	.000	2-6	.333	3	3	6	4.5	2	0	1	2	1	2	10	11.5
vs. Illinois State	11/16	*	22	3-6	.500	0-0	.000	1-2	.500	2	4	6	5.0	5	1	1	4	0	2	7	10.0
vs. UTEP	11/17	*	20	6-10	.600	1-2	.500	1-2	.500	1	1	2	4.3	3	0	0	0	0	2	14	11.0
vs. Western Michigan	11/19	*	29	3-7	.429	0-0	.000	0-3	.000	1	3	4	4.2	3	0	0	1	1	2	6	10.0
at FIU	11/27	*	33	8-13	.615	0-1	.000	0-1	.000	3	3	6	4.5	1	0	6	1	1	3	16	11.0
vs. Temple	11/30	*	32	5-7	.714	2-2	1.000	0-0	.000	3	0	3	4.3	4	0	2	2	0	1	12	11.1
UMass	12/2																				
Wyoming	12/6																				
Coastal Carolina	12/9																				
at Clemson	12/19																				
Limestone	12/27																				
at Ole Miss	12/31																				
Missouri	1/3																				
Vanderbilt	1/6																				
at Alabama	1/9																				
at Georgia	1/13																				
Kentucky	1/16																				
Tennessee	1/20																				
at Florida	1/24																				
Texas Tech	1/27																				
Miss. State	1/31																				
at Texas A&M	2/3																				
at Arkansas	2/6																				
Florida	2/10																				
at Tennessee	2/13																				
Auburn	2/17																				
Georgia	2/21																				
at Miss. State	2/24																				
LSU	2/28																				
at Auburn	3/3																				
vs. SEC Tourn.	3/7-11																				
vs. NCAA Tourn.	3/15-4/2																				

CAREER STATISTICS

Season	GP-GS	Min	Avg	FG	FGA	Pct	3FG	3FGA	Pct	FT	FTA	Pct	Off	Def	Tot	Avg	PF	FO	Ast	TO	Blk	Stl	Pts	Avg
2016-17	37-33	895	24.2	97	198	.490	0	0	.000	21	53	.396	72	104	176	4.8	117	5	26	44	14	27	215	5.8
2017-18	7-7	190	27.1	34	63	.540	3	8	.375	7	18	.389	15	15	30	4.3	21	1	14	11	3	13	78	11.1
Totals	44-40	1085	24.7	131	261	.502	3	8	.375	28	71	.394	87	119	206	4.7	138	6	40	55	17	40	293	6.7

(SEC ONLY)

Season	GP-GS	Min	Avg	FG	FGA	Pct	3FG	3FGA	Pct	FT	FTA	Pct	Off	Def	Tot	Avg	PF	FO	Ast	TO	Blk	Stl	Pts	Avg
2017	18-15	417	23.2	32	79	.405	0	0	.000	11	29	.379	32	51	83	4.6	63	3	10	26	9	8	75	4.2



#25 CHRISTIAN SCHMITT

SOPHOMORE | GUARD | 6'0" | 180 | 1 LETTER

MARS, PA. | MARS AREA HIGH SCHOOL

SEASON NOTABLES

- > Saw action in five games during rookie season
- > Logged one minute of playing time in team's home opener victory over Western Michigan (Nov. 13)
- > Played three minutes in the team's victory over UTEP (Nov. 17)

SCHMITT'S CAREER HIGHS

Points

Career -

Season -

Field Goals

Career -

Season -

Field Goal Attempts

Career 1, 2x, last vs. UTEP (Nov. 17, 2017)

Season 1, vs. UTEP (Nov. 17, 2017)

3-Point Field Goals

Career -

Season -

3-Point Field Goal Attempts

Career 1, 2x, last vs. UTEP (Nov. 17, 2017)

Season 1, vs. UTEP (Nov. 17, 2017)

Free Throws

Career -

Season -

Free Throw Attempts

Career -

Season -

Rebounds

Career -

Season -

Assists

Career -

Season -

Blocks

Career -

Season -

Steals

Career -

Season -

Minutes

Career 3, 2x, last vs. UTEP (Nov. 17, 2017)

Season 1, vs. UTEP (Nov. 17, 2017)

2017-18 GAME-BY-GAME STATS

Opponent	Date	GS	Min	FG-FGA	Pct	3FG-FGA	Pct	FT-FTA	Pct	Off	Def	Tot	Avg	PF	FO	A	TO	Blk	Stl	Pts	Avg
at Wofford	11/10	-	-	-	-	-	-	-DNP - Coaches Decision	-	-	-	-	-	-	-	-	-	-	-	-	-
Western Michigan	11/13	-	1	0-0	.000	0-0	.000	0-0	.000	0	0	0	0.0	0	0	0	0	0	0	0	0.0
vs. Illinois State	11/16	-	-	-	-	-	-	-DNP Coaches Decision-	-	-	-	-	0.0	-	-	-	-	-	-	-	0.0
vs. UTEP	11/17	-	3	0-1	.000	0-1	.000	0-0	.000	0	0	0	0.0	0	0	0	0	0	0	0	0.0
vs. Western Michigan	11/19	-	-	-	-	-	-	-DNP Coaches Decision-	-	-	-	-	0.0	-	-	-	-	-	-	-	0.0
at FIU	11/27	-	-	-	-	-	-	-DNP Coaches Decision-	-	-	-	-	0.0	-	-	-	-	-	-	-	0.0
vs. Temple	11/30	-	-	-	-	-	-	-DNP Coaches Decision-	-	-	-	-	0.0	-	-	-	-	-	-	-	0.0
UMass	12/2																				
Wyoming	12/6																				
Coastal Carolina	12/9																				
at Clemson	12/19																				
Limestone	12/27																				
at Ole Miss	12/31																				
Missouri	1/3																				
Vanderbilt	1/6																				
at Alabama	1/9																				
at Georgia	1/13																				
Kentucky	1/16																				
Tennessee	1/20																				
at Florida	1/24																				
Texas Tech	1/27																				
Miss. State	1/31																				
at Texas A&M	2/3																				
at Arkansas	2/6																				
Florida	2/10																				
at Tennessee	2/13																				
Auburn	2/17																				
Georgia	2/21																				
at Miss. State	2/24																				
LSU	2/28																				
at Auburn	3/3																				
vs. SEC Tourn.	3/7-11																				
vs. NCAA Tourn.	3/15-4/2																				

CAREER STATISTICS

Season	GP-GS	Min	Avg	FG	FGA	Pct	3FG	3FGA	Pct	FT	FTA	Pct	Off	Def	Tot	Avg	PF	FO	Ast	TO	Blk	Stl	Pts	Avg
2016-17	5-0	7	1.4	0	1	.000	0	1	.000	0	0	.000	0	0	0	0.0	1	0	0	2	0	0	0	0.0
2017-18	2-0	4	2.0	0	1	.000	0	1	.000	0	0	.000	0	0	0	0.0	0	0	0	0	0	0	0	0.0
Totals	7-0	11	1.6	0	2	.000	0	2	.000	0	0	.000	0	0	0	0.0	1	0	0	2	0	0	0	0.0

(SEC ONLY)

Season	GP-GS	Min	Avg	FG	FGA	Pct	3FG	3FGA	Pct	FT	FTA	Pct	Off	Def	Tot	Avg	PF	FO	Ast	TO	Blk	Stl	Pts	Avg
2017	1-0	1	1.0	0	0	.000	0	0	.000	0	0	.000	0	0	0	0.0	0	0	0	0	0	0	0	0.0



#0 DAVID BEATTY

FRESHMAN | GUARD | 6'2" | 205 | HS

PHILADELPHIA, PA. | IMHOTEP INSTITUTE CHARTER H.S.

SEASON NOTABLES

- > Scored eight points with three rebounds in exhibition vs. Erskine (Oct. 30)
- > Tallied six points, hitting a pair of 3s, with two assists in Gamecock debut at Wofford (Nov. 10)
- > Scored seven points, adding two assists and a steal in home opener win over Western Michigan (Nov. 13)
- > Played 15 minutes off the bench with seven points and two rebounds in loss vs. Illinois State (Nov. 16)
- > Matched season-high with two assists in 16 minutes of action vs. UTEP (Nov. 17)
- > Scored career-high 13 points in loss vs. Temple (Nov. 30, 2017) at Madsion Square Garden, played a career-high 23 minutes off the bench and went 6-for-11 from the floor

BEATTY'S SEASON HIGHS

Points

13, vs. Temple (Nov. 30, 2017)

Field Goals

6, vs. Temple (Nov. 30, 2017)

Field Goal Attempts

11, vs. Temple (Nov. 30, 2017)

3-Point Field Goals

2, at Wofford (Nov. 10, 2017)

3-Point Field Goal Attempts

5, vs. Temple (Nov. 30, 2017)

Free Throws

2, 2x, last vs. Illinois State (Nov. 16, 2017)

Free Throw Attempts

2, 2x, last vs. Illinois State (Nov. 16, 2017)

Rebounds

2, vs. Illinois State (Nov. 16, 2017)

Assists

2, 4x, last vs. Temple (Nov. 30, 2017)

Blocks

1, vs. Temple (Nov. 30, 2017)

Steals

1, 3x, last vs. Temple (Nov. 30, 2017)

Minutes

23, vs. Temple (Nov. 30, 2017)

2017-18 GAME-BY-GAME STATS

Opponent	Date	GS	Min	FG-FGA	Pct	3FG-FGA	Pct	FT-FTA	Pct	Off	Def	Tot	Avg	PF	FO	A	TO	Blk	Stl	Pts	Avg
at Wofford	11/10	-	19	2-6	.333	2-4	.500	0-0	.000	0	0	0	0.0	2	0	2	1	0	0	6	6.0
Western Michigan	11/13	-	21	2-7	.286	1-2	.500	2-2	1.000	0	0	0	0.0	1	0	2	1	0	1	7	6.5
vs. Illinois State	11/16	-	15	2-6	.333	1-2	.500	2-2	1.000	0	2	2	0.6	5	1	0	0	0	0	7	6.7
vs. UTEP	11/17	-	16	1-5	.200	0-3	.000	0-0	.000	0	2	2	1.0	0	0	2	0	0	1	2	5.5
vs. Western Michigan	11/19	-	5	0-1	.000	0-1	.000	0-0	.000	1	0	1	1.0	2	0	1	1	0	0	0	4.0
at FIU	11/27	-	4	0-1	.000	0-1	.000	0-0	.000	0	0	0	0.8	0	0	0	0	0	0	0	3.7
vs. Temple	11/30	-	23	6-11	.545	1-5	.200	0-0	.000	0	0	0	0.7	3	0	2	1	1	1	13	5.0
UMass	12/2																				
Wyoming	12/6																				
Coastal Carolina	12/9																				
at Clemson	12/19																				
Limestone	12/27																				
at Ole Miss	12/31																				
Missouri	1/3																				
Vanderbilt	1/6																				
at Alabama	1/9																				
at Georgia	1/13																				
Kentucky	1/16																				
Tennessee	1/20																				
at Florida	1/24																				
Texas Tech	1/27																				
Miss. State	1/31																				
at Texas A&M	2/3																				
at Arkansas	2/6																				
Florida	2/10																				
at Tennessee	2/13																				
Auburn	2/17																				
Georgia	2/21																				
at Miss. State	2/24																				
LSU	2/28																				
at Auburn	3/3																				
vs. SEC Tourn.	3/7-11																				
vs. NCAA Tourn.	3/15-4/2																				

CAREER STATISTICS

Season	GP-GS	Min	Avg	FG	FGA	Pct	3FG	3FGA	Pct	FT	FTA	Pct	Off	Def	Tot	Avg	PF	FO	Ast	TO	Blk	Stl	Pts	Avg
2017-18	7-0	102	14.6	13	37	.351	5	118	.278	4	4	1.000	1	4	5	0.7	13	1	9	4	1	3	35	5.0

(SEC ONLY)

Season	GP-GS	Min	Avg	FG	FGA	Pct	3FG	3FGA	Pct	FT	FTA	Pct	Off	Def	Tot	Avg	PF	FO	Ast	TO	Blk	Stl	Pts	Avg
2018																								



#33 JASON CUDD

FRESHMAN | FORWARD | 7'1" | 255 | HS

MYRTLE BEACH, S.C. | SOCASTEE

SEASON NOTABLES

- > Tallied three points with a pair of rebounds and a block in Hoops 4 Hurricane Relief exhibition vs. Virginia Tech (Nov. 5)
- > Saw action in opener at Wofford (Nov. 10)
- > Played two minutes in home-opening victory over MAC favorite Western Michigan (Nov. 13)
- > Scored first collegiate points after sinking a pair of free throws in win over UTEP (Nov. 17), also pulled down three rebounds in six minutes of work

CUDD'S SEASON HIGHS

Points

2, vs. UTEP (Nov. 17, 2017)

Field Goals

-

Field Goal Attempts

1, vs. UTEP (Nov. 17, 2017)

3-Point Field Goals

-

3-Point Field Goal Attempts

-

Free Throws

2, 2x, last vs. Temple (Nov. 30, 2017)

Free Throw Attempts

2, 2x, last vs. Temple (Nov. 30, 2017)

Rebounds

3, vs. UTEP (Nov. 17, 2017)

Assists

-

Blocks

-

Steals

-

Minutes

6, vs. UTEP (Nov. 17, 2017)

2017-18 GAME-BY-GAME STATS

Opponent	Date	GS	Min	FG-FGA	Pct	3FG-FGA	Pct	FT-FTA	Pct	Off	Def	Tot	Avg	PF	FO	A	TO	Blk	Stl	Pts	Avg
at Wofford	11/10	-	1	0-0	.000	0-0	.000	0-0	.000	0	0	0	0.0	0	0	0	0	0	0	0	0.0
Western Michigan	11/13	-	2	0-0	.000	0-0	.000	0-0	.000	0	0	0	0.0	1	0	0	1	0	0	0	0.0
vs. Illinois State	11/16	-	-	-	-	-	-	-	-	-	-	-	-	-	-	-	-	-	-	-	0.0
vs. UTEP	11/17	-	6	0-1	.000	0-0	.000	2-2	1.000	1	2	3	1.0	3	0	0	0	0	0	2	0.5
vs. Western Michigan	11/19	-	-	-	-	-	-	-	-	-	-	-	1.0	-	-	-	-	-	-	-	0.7
at FIU	11/27	-	-	-	-	-	-	-	-	-	-	-	1.0	-	-	-	-	-	-	-	0.7
vs. Temple	11/30	-	1	0-0	.000	0-0	.000	2-2	1.000	0	1	1	1.0	0	0	0	0	0	0	2	1.0
UMass	12/2																				
Wyoming	12/6																				
Coastal Carolina	12/9																				
at Clemson	12/19																				
Limestone	12/27																				
at Ole Miss	12/31																				
Missouri	1/3																				
Vanderbilt	1/6																				
at Alabama	1/9																				
at Georgia	1/13																				
Kentucky	1/16																				
Tennessee	1/20																				
at Florida	1/24																				
Texas Tech	1/27																				
Miss. State	1/31																				
at Texas A&M	2/3																				
at Arkansas	2/6																				
Florida	2/10																				
at Tennessee	2/13																				
Auburn	2/17																				
Georgia	2/21																				
at Miss. State	2/24																				
LSU	2/28																				
at Auburn	3/3																				
vs. SEC Tourn.	3/7-11																				
vs. NCAA Tourn.	3/15-4/2																				

CAREER STATISTICS

Season	GP-GS	Min	Avg	FG	FGA	Pct	3FG	3FGA	Pct	FT	FTA	Pct	Off	Def	Tot	Avg	PF	FO	Ast	TO	Blk	Stl	Pts	Avg
2017-18	4-0	10	2.5	0	1	.000	0	0	.000	4	4	1.000	1	3	4	1.0	4	0	0	1	0	0	4	1.0

(SEC ONLY)

Season	GP-GS	Min	Avg	FG	FGA	Pct	3FG	3FGA	Pct	FT	FTA	Pct	Off	Def	Tot	Avg	PF	FO	Ast	TO	Blk	Stl	Pts	Avg
2018																								



#14 IBRAHIM FAMOUKE DOUMBIA

FRESHMAN | FORWARD | 6'6" | 205 | HS

BAMAKO, MALI | MIAMI COUNTRY DAY SCHOOL

SEASON NOTABLES

- > Tallied four points and collected four rebounds with a block in exhibition vs. Erskine (Oct. 30), before adding two points with an assist in Hoops 4 Hurricane Relif exhibition vs. Virginia Tech (Nov. 5)
- > Saw action in opener at Wofford (Nov. 10), pulling down two rebounds in just two minutes
- > Played two minutes in team's home-opening victory over Western Michigan (Nov. 13)
- > Scored two points (first collegiate basket) in five minutes of action in loss vs. Illinois State (Nov. 16)

FAMOUKE DOUMBIA'S SEASON HIGHS

Points

2, vs. Illinois State (Nov. 16, 2017)

Field Goals

1, vs. Illinois State (Nov. 16, 2017)

Field Goal Attempts

1, 2x, last vs. Illinois State (Nov. 16, 2017)

3-Point Field Goals

-

3-Point Field Goal Attempts

-

Free Throws

-

Free Throw Attempts

-

Rebounds

2, at Wofford (Nov. 10, 2017)

Assists

-

Blocks

-

Steals

-

Minutes

5, vs. Illinois State (Nov. 16, 2017)

2017-18 GAME-BY-GAME STATS

Opponent	Date	GS	Min	FG-FGA	Pct	3FG-FGA	Pct	FT-FTA	Pct	Off	Def	Tot	Avg	PF	FO	A	TO	Blk	Stl	Pts	Avg
at Wofford	11/10	-	2	0-1	.000	0-0	.000	0-0	.000	0	2	2	2.0	0	0	0	0	0	0	0	0.0
Western Michigan	11/13	-	2	0-0	.000	0-0	.000	0-0	.000	0	0	0	1.0	0	0	0	0	0	0	0	0.0
vs. Illinois State	11/16	-	5	1-1	1.000	0-0	.000	0-0	.000	0	0	0	0.7	2	0	0	0	0	0	2	0.7
vs. UTEP	11/17	-	3	0-0	.000	0-0	.000	0-0	.000	0	0	0	0.5	1	0	0	0	0	0	0	0.5
vs. Western Michigan	11/19	-	-	-	-	-	-	DNP	Coaches Decision-	-	-	-	0.5	-	-	-	-	-	-	-	0.5
at FIU	11/27	-	1	0-0	.000	0-0	.000	0-0	.000	0	0	0	0.4	0	0	0	0	0	0	0	0.4
vs. Temple	11/30	-	-	-	-	-	-	DNP	Coaches Decision-	-	-	-	0.4	-	-	-	-	-	-	-	0.4
UMass	12/2																				
Wyoming	12/6																				
Coastal Carolina	12/9																				
at Clemson	12/19																				
Limestone	12/27																				
at Ole Miss	12/31																				
Missouri	1/3																				
Vanderbilt	1/6																				
at Alabama	1/9																				
at Georgia	1/13																				
Kentucky	1/16																				
Tennessee	1/20																				
at Florida	1/24																				
Texas Tech	1/27																				
Miss. State	1/31																				
at Texas A&M	2/3																				
at Arkansas	2/6																				
Florida	2/10																				
at Tennessee	2/13																				
Auburn	2/17																				
Georgia	2/21																				
at Miss. State	2/24																				
LSU	2/28																				
at Auburn	3/3																				
vs. SEC Tourn.	3/7-11																				
vs. NCAA Tourn.	3/15-4/2																				

CAREER STATISTICS

Season	GP-GS	Min	Avg	FG	FGA	Pct	3FG	3FGA	Pct	FT	FTA	Pct	Off	Def	Tot	Avg	PF	FO	Ast	TO	Blk	Stl	Pts	Avg
2017-18	5-0	13	2.6	1	2	.500	0	0	.000	0	0	.000	0	2	2	0.4	3	0	0	0	0	0	2	0.4

(SEC ONLY)

Season	GP-GS	Min	Avg	FG	FGA	Pct	3FG	3FGA	Pct	FT	FTA	Pct	Off	Def	Tot	Avg	PF	FO	Ast	TO	Blk	Stl	Pts	Avg
2018																								



#13 FELIPE HAASE

FRESHMAN | FORWARD | 6'9" | 249 | HS

OSORNO, CHILE | MIAMI (FLA.) CHRISTIAN SCHOOL

SEASON NOTABLES

- > Pulled down a game high 12 rebounds, adding four points, three assists and two steals in exhibition vs. Erskine (Oct. 30)
- > Tallied nine points, with seven rebounds and three assists in Hoops 4 Hurricane Relief exhibition vs. Virginia Tech (Nov. 5)
- > Saw action in opener at Wofford (Nov. 10), scoring 10 points, hitting a pair of 3s, with five rebounds
- > Finished with seven points, nine rebounds and a team-high three assists in win over Western Michigan (Nov. 13)
- > Played career-high 29 minutes in loss vs. Illinois State (Nov. 16), scoring five points with four rebounds, also had an assist and his first collegiate steal and block
- > Had seven points, seven rebounds and a steal in 24 minutes of action in victory over UTEP (Nov. 17)
- > Dropped 10 points with five rebounds, an assist and a steal in 26 minutes in win vs. Western Michigan (Nov. 19) in final game of the Puerto Rico Tip-Off, went 2-for-4 from behind the arc

HAASE'S SEASON HIGHS

Points

10, 2x, last vs. W. Michigan (Nov. 19, 2017)

Field Goals

4, at Wofford (Nov. 10, 2017)

Field Goal Attempts

6, 3x, last vs. UTEP (Nov. 17, 2017)

3-Point Field Goals

2, 2x, last vs. W. Michigan (Nov. 19, 2017)

3-Point Field Goal Attempts

4, vs. Western Michigan (Nov. 19, 2017)

Free Throws

4, vs. Western Michigan (Nov. 13, 2017)

Free Throw Attempts

4, vs. Western Michigan (Nov. 13, 2017)

Rebounds

9, vs. Western Michigan (Nov. 13, 2017)

Assists

3, vs. Western Michigan (Nov. 13, 2017)

Blocks

1, vs. Illinois State (Nov. 16, 2017)

Steals

2, vs. Temple (Nov. 30, 2017)

Minutes

29, vs. Illinois State (Nov. 16, 2017)

2017-18 GAME-BY-GAME STATS

Opponent	Date	GS	Min	FG-FGA	Pct	3FG-FGA	Pct	FT-FTA	Pct	Off	Def	Tot	Avg	PF	FO	A	TO	Blk	Stl	Pts	Avg
at Wofford	11/10	-	23	4-6	.667	2-3	.667	0-1	.000	1	4	5	5.0	2	0	0	0	0	0	10	10.0
Western Michigan	11/13	-	25	1-3	.333	1-3	.333	4-6	.667	2	7	9	7.0	2	0	3	2	0	0	7	8.5
vs. Illinois State	11/16	-	29	2-6	.333	1-1	1.000	0-0	.000	0	4	4	6.0	2	0	1	0	1	1	5	7.3
vs. UTEP	11/17	-	24	3-7	.429	1-3	.333	0-0	.000	2	5	7	6.3	2	0	0	0	0	1	7	7.3
vs. Western Michigan	11/19	-	26	3-5	.600	2-4	.500	2-2	1.000	1	4	5	6.0	3	0	1	2	0	1	10	7.8
at FIU	11/27	-	9	2-5	.400	0-1	.000	0-0	.000	0	1	1	5.2	2	0	0	5	0	0	4	7.2
vs. Temple	11/30	-	18	0-2	.000	0-2	.000	1-2	.500	0	1	1	4.6	0	0	0	2	0	2	1	6.3
UMass	12/2																				
Wyoming	12/6																				
Coastal Carolina	12/9																				
at Clemson	12/19																				
Limestone	12/27																				
at Ole Miss	12/31																				
Missouri	1/3																				
Vanderbilt	1/6																				
at Alabama	1/9																				
at Georgia	1/13																				
Kentucky	1/16																				
Tennessee	1/20																				
at Florida	1/24																				
Texas Tech	1/27																				
Miss. State	1/31																				
at Texas A&M	2/3																				
at Arkansas	2/6																				
Florida	2/10																				
at Tennessee	2/13																				
Auburn	2/17																				
Georgia	2/21																				
at Miss. State	2/24																				
LSU	2/28																				
at Auburn	3/3																				
vs. SEC Tourn.	3/7-11																				
vs. NCAA Tourn.	3/15-4/2																				

CAREER STATISTICS

Season	GP-GS	Min	Avg	FG	FGA	Pct	3FG	3FGA	Pct	FT	FTA	Pct	Off	Def	Tot	Avg	PF	FO	Ast	TO	Blk	Stl	Pts	Avg
2017-18	7-0	154	22.0	15	34	.441	7	17	.412	7	11	.636	6	26	32	4.6	13	0	5	11	1	5	44	6.3

(SEC ONLY)

Season	GP-GS	Min	Avg	FG	FGA	Pct	3FG	3FGA	Pct	FT	FTA	Pct	Off	Def	Tot	Avg	PF	FO	Ast	TO	Blk	Stl	Pts	Avg
2018																								



#10 JUSTIN MINAYA

FRESHMAN | FORWARD | 6'5" | 210 | HS

HARRINGTON PARK, N.J. | NORTHERN VALLEY AT OLD TAPPAN

SEASON NOTABLES

- > Scored 13 points, while collecting four rebounds in exhibition vs. Erskine (Oct. 30), and tallied nine points with four rebounds in the Hoops 4 Hurricane Relief exhibition vs. Virginia Tech (Nov. 5)
- > Earned the start in Gamecock debut at Wofford (Nov. 10), scoring six points with two assists and a block
- > Scored five points with five rebounds and two assists in team's home-opening victory vs. Western Mich. (Nov. 13)
- > Posted nine points with a career-high eight rebounds in loss vs. Illinois State (Nov. 16)
- > Scored career-high 14 points on 4-of-7 shooting in victory over UTEP (Nov. 17), knocked down season-high three triples and had three assists and a steal in 28 minutes
- > Had nine points, three rebounds, two blocks and a steal in win over Western Michigan (Nov. 19) in the final game of the Puerto Rico Tip-Off, played 30-plus minutes for the first time in his career
- > Led team in minutes (36) and scored 13 points in road victory at FIU (Nov. 27), went 3-for-6 from behind the arc and had four rebounds, two assists and a steal
- > Dropped 11 points with seven rebounds and a pair of steals in loss vs. Temple (Nov. 30) at Madison Square Garden

MINAYA'S SEASON HIGHS

Points

14, vs. UTEP (Nov. 17, 2017)

Field Goals

5, at FIU (Nov. 27, 2017)

Field Goal Attempts

11, at FIU (Nov. 27, 2017)

3-Point Field Goals

3, 2x, last at FIU (Nov. 27, 2017)

3-Point Field Goal Attempts

6, at FIU (Nov. 27, 2017)

Free Throws

4, 2x, last vs. Temple (Nov. 30, 2017)

Free Throw Attempts

6, vs. Illinois State (Nov. 16, 2017)

Rebounds

9, vs. Illinois State (Nov. 16, 2017)

Assists

3, vs. UTEP (Nov. 17, 2017)

Blocks

2, vs. Western Michigan (Nov. 19, 2017)

Steals

2, vs. Temple (Nov. 30, 2017)

Minutes

36, at FIU (Nov. 27, 2017)

2017-18 GAME-BY-GAME STATS

Opponent	Date	GS	Min	FG-FGA	Pct	3FG-FGA	Pct	FT-FTA	Pct	Off	Def	Tot	Avg	PF	FO	A	TO	Blk	Stl	Pts	Avg
at Wofford	11/10	*	24	2-5	.400	1-2	.500	1-1	1.000	2	2	4	4.0	1	0	2	2	1	0	6	6.0
Western Michigan	11/13	*	22	2-8	.250	0-4	.000	1-3	.333	2	3	5	4.5	3	0	2	0	0	0	5	5.5
vs. Illinois State	11/16	*	24	2-9	.222	1-5	.200	4-6	.667	3	5	8	5.7	4	0	1	1	0	0	9	6.7
vs. UTEP	11/17	*	28	4-7	.571	3-5	.600	3-4	.750	2	1	3	5.0	1	0	3	3	0	1	14	8.5
vs. Western Michigan	11/19	*	33	4-9	.444	1-4	.250	0-0	.000	1	2	3	4.6	1	0	0	2	2	1	9	8.6
at FIU	11/27	*	36	5-11	.455	3-6	.500	0-0	.000	1	3	4	4.5	3	0	2	1	0	1	13	9.3
vs. Temple	11/30	*	28	3-7	.429	1-3	.333	4-4	1.000	1	6	7	4.9	0	0	0	2	0	2	11	9.6
UMass	12/2																				
Wyoming	12/6																				
Coastal Carolina	12/9																				
at Clemson	12/19																				
Limestone	12/27																				
at Ole Miss	12/31																				
Missouri	1/3																				
Vanderbilt	1/6																				
at Alabama	1/9																				
at Georgia	1/13																				
Kentucky	1/16																				
Tennessee	1/20																				
at Florida	1/24																				
Texas Tech	1/27																				
Miss. State	1/31																				
at Texas A&M	2/3																				
at Arkansas	2/6																				
Florida	2/10																				
at Tennessee	2/13																				
Auburn	2/17																				
Georgia	2/21																				
at Miss. State	2/24																				
LSU	2/28																				
at Auburn	3/3																				
vs. SEC Tourn.	3/7-11																				
vs. NCAA Tourn.	3/15-4/2																				

CAREER STATISTICS

Season	GP-GS	Min	Avg	FG	FGA	Pct	3FG	3FGA	Pct	FT	FTA	Pct	Off	Def	Tot	Avg	PF	FO	Ast	TO	Blk	Stl	Pts	Avg
2017-18	7-7	195	27.9	22	56	.393	10	29	.345	13	18	.722	12	22	34	4.9	13	0	10	11	3	5	67	9.6

(SEC ONLY)

Season	GP-GS	Min	Avg	FG	FGA	Pct	3FG	3FGA	Pct	FT	FTA	Pct	Off	Def	Tot	Avg	PF	FO	Ast	TO	Blk	Stl	Pts	Avg
2018																								

THE LAST TIME IN SOUTH CAROLINA BASKETBALL

AN INDIVIDUAL ...

Scored 20 or more points:	South Carolina: Chris Silva, at FIU, Nov. 27, 2017, in Miami Opponent: Quinton Rose (24) & Damion Moore (20), Temple, Nov. 30, 2017, in New York City
Scored 30 or more points:	South Carolina: Sindarius Thornwell (44), vs. Alabama, Feb. 7, 2017, in Columbia, S.C. Opponent: Kevin Punter (36), Tennessee, Jan. 23, 2016 in Knoxville, Tenn.
Scored 35 or more points:	South Carolina: Sindarius Thornwell (44) vs. Alabama, Feb. 7, 2017, in Columbia, S.C. Opponent: Kevin Punter (36), Tennessee, Jan. 23, 2016 in Knoxville, Tenn.
Scored 40 or more points:	South Carolina: Sindarius Thornwell (44), vs. Alabama, Feb. 7, 2017, in Columbia, S.C. Opponent: Austin Carr (43), Notre Dame, Dec. 30, 1969 in New Orleans, La.
Collected 20 or more rebounds:	South Carolina: Sindarius Thornwell (21), vs. Alabama, Feb. 7, 2017, in Columbia, S.C. Opponent: Ekpe Udoh (20), Baylor, Jan. 2, 2010 in Columbia, S.C.
Collected 15 or more rebounds:	South Carolina: Sindarius Thornwell (21), vs. Alabama, Feb. 7, 2017, in Columbia, S.C. Opponent: Amile Jefferson (15), Duke, March 19, 2017, in Greenville, S.C.
Made 12 or more field goals:	South Carolina: Laimonas Chatkevicius (15), vs. High Point, March 15, 2016, in Columbia, S.C. Opponent: Michael Frazier II (12), Florida, March 4, 2014 in Columbia, S.C.
Made 10 or more field goals:	South Carolina: Chris Silva (10), at FIU, Nov. 27, 2017, in Miami Opponent: Quinton Rose (10), Temple, Nov. 30, 2017, in New York City
Attempted 20 or more field goals:	South Carolina: Sindarius Thornwell (25) & PJ Dozier (24), vs. Alabama, Feb. 7, 2017, in Columbia, S.C. Opponent: Avery Johnson Jr. (21), Alabama, Feb. 7, 2017, in Columbia, S.C.
Attempted 25 or more field goals:	South Carolina: Sindarius Thornwell, 25, vs. Alabama, Feb. 7, 2017 in Columbia, S.C. Opponent: Kemmy Burgess (Alaska-Anchorage), 26, Nov. 24, 2005 in Anchorage, Alaska
Dished 10 or more assists:	South Carolina: Devan Downey, 11, vs. LSU, March 13, 2008 in Atlanta, Ga. Opponent: 11, Jabril Durham, Arkansas, March 5, 2016 in Fayetteville, Ark.
Swiped 5 or more steals:	South Carolina: Sindarius Thornwell, 5, vs. Texas A&M, Jan. 7, 2017 in Columbia, S.C. Opponent: 6, Thomas Wilder, Western Michigan, Nov. 13, 2017 in Columbia, S.C.
Blocked 5 or more shots:	South Carolina: Chris Silva (5), vs. FIU, Dec. 4, 2016 in Columbia, S.C. Opponent: Obi Enechionya (5), Temple, Nov. 30, 2017, in New York City
Made 5 or more 3-point field goals:	South Carolina: Duane Notice (5), vs. Tennessee, Feb. 25, 2017, in Columbia, S.C. Opponent: Tyson Carter (5), Mississippi State, Feb. 11, 2017, in Starkville, Miss.
Attempted 8 or more 3-point field goals:	South Carolina: Frank Booker (8), at FIU, Nov. 27, 2017, in Miami Opponent: Bryce Moore (9), Western Michigan, Nov. 19, 2017, in Myrtle Beach, S.C.
Made 10 or more free throws:	South Carolina: Chris Silva (10), vs. Illinois State, Nov. 16, 2017, in Myrtle Beach, S.C. Opponent: Milik Yarbrough (14), Illinois State, Nov. 16, 2017, in Myrtle Beach, S.C.
Attempted 15 or more free throws:	South Carolina: Sindarius Thornwell (16), at Ole Miss, March 4, 2017, in Oxford, Miss. Opponent: Milik Yarbrough (18), Illinois State, Nov. 16, 2017, in Myrtle Beach, S.C.
Played all 40 minutes of regulation:	South Carolina: Duane Notice, vs. Texas A&M, Feb. 21, 2015 in Columbia, S.C. Opponent: Frank Sullivan, Auburn, Jan. 12, 2013 in Columbia, S.C.
A player hit a last-second shot (within 3 seconds) to win a game:	South Carolina: PJ Dozier (Buzzer Beater), vs. Monmouth, Nov. 15, 2016, in Columbia, S.C. Opponent: JJ Frazier (Free Throws), Georgia, March 11, 2016 in Nashville, Tenn.
A player had a double-double:	South Carolina: Chris Silva (26 points, 10 rebounds), at FIU, Nov. 27, 2017, in Miami Opponent: Damion Moore (20 points, 10 rebounds), Temple, Nov. 30, 2017, in New York City
Two or more players had a double-double:	South Carolina: Michael Carrera (11 points, 10 rebounds), Sindarius Thornwell (18 points, 11 rebounds), at Georgia, Feb. 2, 2016, in Athens, Ga. Opponent: Sebastain Saiz (21 points, 15 rebounds), Justas Furmanavicius (12 points, 10 rebounds), Ole Miss, March 4, 2017, in Oxford, Miss.
A player had a triple-double:	South Carolina: Sam Muldrow (16 points, 14 rebounds, 10 blocks) vs. Vanderbilt, Jan. 8, 2011 in Columbia, S.C. *** Only second triple-double in South Carolina history (Chuck Eidson (25 points, 10 rebounds, 10 assists) vs. SC State, Nov. 29, 2002 in Columbia, S.C. Opponent: Daniel Hackett (Southern California - 22 points, 10 rebounds, 10 assists), Nov. 17, 2007 in Columbia, S.C.
Scored 30 or more points in back-to-back games:	South Carolina: Devan Downey, 30 vs. Kentucky, Jan. 26, 2010 in Columbia, S.C. 33 vs. Georgia, Jan. 30, 2010, in Columbia, S.C.
Scored 25 or more points in back-to-back games:	South Carolina: Sindarius Thornwell, 28 at Mississippi State, Feb. 11, 2017, in Starkville, Miss. 27 vs. Arkansas, Feb. 15, 2017 in Columbia, S.C.

A TEAM ...

Scored 100 or more points:	South Carolina: 103 vs. The Citadel, Nov. 12, 2007 in Columbia, S.C. Opponent: 107, Vanderbilt, Feb. 17, 1996 in Nashville, Tenn.
Scored 50 points or less:	South Carolina: 46, vs. Florida, March 4, 2014 in Columbia S.C. Opponent: 50, Baylor, March 24, 2017 in New York City
Scored 50 points in a half:	South Carolina: 50 (1st half), vs. UTER, Nov. 17, 2017, in Myrtle Beach, S.C. Opponent: 51 (2nd half), Duke, March 19, 2017, in Greenville, S.C.
Failed to score 25 points in a half:	South Carolina: 23 (1st half), vs. Illinois State, Nov. 16, 2017, in Myrtle Beach, S.C. Opponent: 24 (1st half), UTER, Nov. 17, 2017, in Myrtle Beach, S.C.

Collected 50 or more rebounds:	South Carolina: 52, vs. Alabama, Feb. 7, 2017, in Columbia, S.C. Opponent: 62, Alabama, Feb. 7, 2017, in Columbia, S.C.
Shot 60% or better from the field:	South Carolina: 60.0% (39-65), vs. High Point, March 15, 2016, in Columbia, S.C. Opponent: 69.6% (32-46) Missouri, Feb. 28, 2013, in Columbia, S.C.
Shot 50% or better from the field:	South Carolina: 52.5% (32-61), at FIU, Nov. 27, 2017, in Miami Opponent: 53.6% (30-56), Arkansas, Feb. 15, 2017, in Columbia, S.C.
Shot less than 30% from the field:	South Carolina: 29.5 % (18-61), vs. Illinois State, Nov. 16, 2017, in Myrtle Beach, S.C. Opponent: 19.2% (10-52), Michigan, Nov. 23, 2016, in Columbia, S.C.
Shot 50% or better from 3-point range (at least 10 attempts):	South Carolina: 57.7% (15-26), vs. Auburn, Jan. 24, 2017, in Columbia, S.C. Opponent: 50.0% (7-14), Arkansas, Feb. 15, 2017, in Columbia, S.C.
Shot 20% or less from 3-point range (at least 10 attempts):	South Carolina: 20.0% (2-10), vs. Florida, March 26, 2017, in New York City Opponent: 7.7% (1-13), Tennessee, Feb. 25, 2017, in Columbia, S.C.
Dished 20 or more assists:	South Carolina: 22, at FIU, Nov. 27, 2017, in Miami. Opponent: 20, Mississippi State, Feb. 27, 2016, in Starkville, Miss.
Made 35 or more shots:	South Carolina: 35, vs. Marquette, March 17, 2017, in Greenville, S.C. Opponent: 35, vs. Tennessee, March 5, 2009, in Columbia, S.C.
Attempted 80 or more shots:	South Carolina: 88 vs. Alabama, Feb. 7, 2017, in Columbia, S.C. Opponent: 83, LSU, Feb. 10, 1996, in Columbia, S.C.
Attempted 70 or more shots:	South Carolina: 70, vs. Texas A&M, Jan. 7, 2017, in Columbia, S.C. Opponent: 71, Alabama, Feb. 7, 2017, in Columbia, S.C.
Made 10 or more 3-pointers:	South Carolina: 11, at Wofford, Nov. 10, 2017, in Spartanburg, S.C. Opponent: 10, Duke, March 19, 2017, in Greenville, S.C.
Did not make a 3-pointer:	South Carolina: vs. Milwaukee, Nov. 11, 2012, in Columbia, S.C. Opponent: Florida, Jan. 18, 2017, in Columbia, S.C.
Attempted 30 or more 3-pointers:	South Carolina: 32, vs. Illinois State, Nov. 16, 2017, in Myrtle Beach, S.C. Opponent: 30, High Point, March 15, 2016, in Columbia, S.C.
Attempted 25 or more 3-pointers:	South Carolina: 32, vs. Illinois State, Nov. 16, 2017, in Myrtle Beach, S.C. Opponent: 26, Florida, March 26, 2017, in New York City
Made 30 or more free throws:	South Carolina: 35, vs. Alabama, Feb. 7, 2017, in Columbia, S.C. Opponent: 30, Tennessee, Jan. 23, 2016, in Knoxville, Tenn.
Attempted 40 or more free throws:	South Carolina: 50, vs. Alabama, Feb. 7, 2017, in Columbia, S.C. Opponent: 42, Kentucky, March 1, 2014, in Columbia, S.C.
Swiped 15 or more steals:	South Carolina: 15 vs. Vanderbilt, Jan. 16, 2010, in Columbia, S.C. Opponent: 15, Monmouth, Nov. 15, 2016, in Columbia, S.C.
Blocked 12 or more shots:	South Carolina: 12, vs. Vanderbilt, Jan. 8, 2011, in Columbia, S.C. Opponent: 12, Mississippi State, Jan. 26, 2016, in Columbia, S.C.
Blocked 8 or more shots:	South Carolina: 8, at Georgia, Jan. 4, 2017, in Athens, Ga. Opponent: 8, Temple, Nov. 30, 2017, in New York City
Won by 30 or more points:	South Carolina: 42, vs. SC State, Nov. 18, 2016, in Columbia, S.C. Opponent: 34, Kentucky, Feb. 14, 2015, in Lexington, Ky.
Won by 20 or more points:	South Carolina: 24, vs. UTEP, Nov. 17, 2017, in Myrtle Beach, S.C. Opponent: 27, Kentucky, Feb. 13, 2016, in Columbia, S.C.
Played a single overtime game:	Win: 70-69, vs. Monmouth, Nov. 15, 2016, in Columbia, S.C. Loss: 62-54 at Georgia, Feb. 23, 2013, in Athens, Ga.
Played a double overtime game:	Win: 87-85 vs. WKU, Nov. 27, 2010, in Bowling Green, Ky. Loss: 98-88 vs. Louisville, Feb. 20, 1988, in Columbia, S.C.
South Carolina played a No. 1 Team in the country:	Win: 68-62 vs. Kentucky, Jan. 26, 2010, in Columbia, S.C. Loss: 77-43 loss at Kentucky, Feb. 14, 2015, in Lexington, Ky.
South Carolina played a top-5 opponent:	Win: 68-62 vs. No. 1/1 Kentucky, Jan. 26, 2010, in Columbia, S.C. Loss: 85-69 loss to No. 5/5 Kentucky, Jan. 21, 2017, in Lexington, Ky.
South Carolina played a top-10 opponent:	Win: 88-81 win vs. No. 7/7 Duke, March 19, 2017, in Greenville, S.C. Loss: 58-43 loss vs. Kentucky, Jan. 24, 2015, in Columbia, S.C.
South Carolina played a top-25 opponent:	Win: 77-70 vs. No. 20/17 Florida, March 26, 2017, in New York City Loss: 77-73 vs. No. 2/2 Gonzaga, April 1, 2017, in Phoenix, Ariz.
South Carolina defeated a ranked opponent:	Home: 57-53 win vs. No. 19/21 Florida, Jan. 18, 2017, in Columbia, S.C. Away: 77-73 win at No. 13/19 Vanderbilt, March 6, 2010, in Nashville, Tenn. Neutral: 77-70 vs. No. 20/17 Florida, March 26, 2017, in New York City SEC Home: 57-53 win vs. No. 19/21 Florida, Jan. 18, 2017, in Columbia, S.C. SEC Away: 81-78 win at No. 8/8 Texas A&M, Feb. 6, 2016, in College Station, Texas Non-conference away: 85-84 win at No. 19/20 Baylor, Jan. 2, 2009, in Waco, Texas
South Carolina defeated a top 10 opponent:	Home: 68-62 win vs. No. 1/1 Kentucky, Jan. 26, 2010, in Columbia, S.C. Away: 81-78 win at No. 8/8 Texas A&M, Feb. 6, 2016, in College Station, Texas Neutral: 88-81 win vs. No. 7/7 Duke, March 19, 2017, in Greenville, S.C.
A South Carolina win opened the season:	Home: 85-76 win vs. La Tech on Nov. 11, 2016, in Columbia, S.C. Away: 73-52 win at Wofford on Nov. 10, 2017, in Spartanburg, S.C. Neutral: 74-61 win vs. Chaminade, Nov. 19, 2001, in Maui, Hawaii (Maui Invite)
South Carolina opened SEC play:	Home: 79-68 win vs. Texas A&M, Jan. 7, 2017, in Columbia, S.C. Away: 67-61 win at Georgia, Jan. 4, 2017, in Athens, Ga.



2017-18 South Carolina Basketball
South Carolina Combined Team Statistics (as of Dec 01, 2017)
All games

RECORD:	OVERALL	HOME	AWAY	NEUTRAL
ALL GAMES	5-2	1-0	2-0	2-2
CONFERENCE	0-0	0-0	0-0	0-0
NON-CONFERENCE	5-2	1-0	2-0	2-2

##	Player	gp-gs	min	avg	Total		3-Point		F-Throw		Rebounds				pf	dq	a	to	blk	stl	pts	avg
					fg-fga	fg%	3fg-fga	3fg%	ft-fa	ft%	off	def	tot	avg								
30	SILVA, Chris	7-7	163	23.3	24-47	.511	2-5	.400	39-53	.736	20	37	57	8.1	25	1	9	22	11	5	89	12.7
21	KOTSAR, Maik	7-7	190	27.1	34-63	.540	3-8	.375	7-18	.389	15	15	30	4.3	21	1	14	11	3	13	78	11.1
05	BOOKER, Frank	7-7	181	25.9	23-55	.418	17-45	.378	7-11	.636	1	13	14	2.0	8	0	10	9	2	7	70	10.0
10	MINAYA, Justin	7-7	195	27.9	22-56	.393	10-29	.345	13-18	.722	12	22	34	4.9	13	0	10	11	3	5	67	9.6
02	GRAVETT, Hassani	7-7	181	25.9	20-50	.400	9-25	.360	10-16	.625	4	33	37	5.3	9	0	33	13	1	2	59	8.4
13	HAASE, Felipe	7-0	154	22.0	15-34	.441	7-17	.412	7-11	.636	6	26	32	4.6	13	0	5	11	1	5	44	6.3
15	MYERS, Wesley	7-0	110	15.7	15-37	.405	4-14	.286	6-7	.857	2	15	17	2.4	8	0	7	9	0	3	40	5.7
00	BEATTY, David	7-0	102	14.6	13-37	.351	5-18	.278	4-4	1.000	1	4	5	0.7	13	1	9	4	1	3	35	5.0
01	HOLDEN, Kory	7-0	68	9.7	9-23	.391	2-7	.286	5-9	.556	2	4	6	0.9	12	0	9	7	0	0	25	3.6
33	CUDD, Jason	4-0	10	2.5	0-1	.000	0-0	.000	4-4	1.000	1	3	4	1.0	4	0	0	1	0	0	4	1.0
14	FAMOUKE DOUMBIA,	5-0	13	2.6	1-2	.500	0-0	.000	0-0	.000	0	2	2	0.4	3	0	0	0	0	0	2	0.4
20	CORCHIANI, Tommy	1-0	1	1.0	0-0	.000	0-0	.000	0-0	.000	0	0	0	0.0	0	0	0	0	0	0	0	0.0
12	GUEYE, Khadim	5-0	28	5.6	0-0	.000	0-0	.000	0-0	.000	3	2	5	1.0	6	0	0	4	0	0	0	0.0
25	SCHMITT, Christian	2-0	4	2.0	0-1	.000	0-1	.000	0-0	.000	0	0	0	0.0	0	0	0	0	0	0	0	0.0
Team											21	9	30					4				
Total.....		7	1400		176-406	.433	59-169	.349	102-151	.675	88	185	273	39.0	135	3	106	106	22	43	513	73.3
Opponents.....		7	1400		147-359	.409	37-124	.298	109-163	.669	56	165	221	31.6	139	5	72	114	29	60	440	62.9

TEAM STATISTICS	SC	OPP
SCORING	513	440
Points per game	73.3	62.9
Scoring margin	+10.4	-
FIELD GOALS-ATT	176-406	147-359
Field goal pct	.433	.409
3 POINT FG-ATT	59-169	37-124
3-point FG pct	.349	.298
3-pt FG made per game	8.4	5.3
FREE THROWS-ATT	102-151	109-163
Free throw pct	.675	.669
F-Throws made per game	14.6	15.6
REBOUNDS	273	221
Rebounds per game	39.0	31.6
Rebounding margin	+7.4	-
ASSISTS	106	72
Assists per game	15.1	10.3
TURNOVERS	106	114
Turnovers per game	15.1	16.3
Turnover margin	+1.1	-
Assist/turnover ratio	1.0	0.6
STEALS	43	60
Steals per game	6.1	8.6
BLOCKS	22	29
Blocks per game	3.1	4.1
ATTENDANCE	12136	14622
Home games-Avg/Game	1-12136	2-2368
Neutral site-Avg/Game	-	4-2472

Date	Opponent		Score	Att.
11/10/17	at Wofford	w	73-52	3400
11/13/17	WESTERN MICHIGAN	w	78-60	12136
& 11/16/17	vs Illinois State	L	65-69	700
& 11/17/17	vs UTEP	w	80-56	987
& 11/19/17	vs Western Michigan	w	79-66	2119
11/27/17	at FIU	w	78-61	1335
11/30/17	vs TEMPLE	L	60-76	6081

* = Conference game

& = Puerto Rico Tip-Off at Myrtle Beach (Myrtle Beach, S.C.)

Score by Periods	1st	2nd	Totals
South Carolina	244	269	513
Opponents	217	223	440



2017-18 South Carolina Basketball
South Carolina Team Game-by-Game Comparison (as of Dec 01, 2017)
All games

Opponent	1st	2nd	Score	Mar	Total FG	FG Pct	3-Pointers	3FG Pct	Free Throws	FT Pct	Rebounds	Assist	T/Over	Block	Steal	Fouls
Wofford	33/24	40/28	73-52	+21	25-54/17-49	.463/.347	11-23/6-19	.478/.316	12-16/12-16	.750/.750	40/28 +12	17/7	14/13	3/0	5/3	17/16
WESTERN MICHIGAN	38/29	40/31	78-60	+18	26-57/21-58	.456/.362	9-23/5-21	.391/.238	17-28/13-25	.607/.520	46/32 +14	12/12	14/11	3/6	4/10	18/24
Illinois State	23/32	42/37	65-69	(4)	18-61/18-50	.295/.360	9-32/5-16	.281/.313	20-30/28-39	.667/.718	45/42 +3	14/13	13/14	4/2	3/8	32/20
UTEP	50/24	30/32	80-56	+24	27-58/19-45	.466/.422	8-24/5-13	.333/.385	18-23/13-20	.783/.650	36/27 +9	19/12	17/23	2/6	8/8	20/24
Western Michigan	35/34	44/32	79-66	+13	26-57/21-44	.456/.477	8-24/8-21	.333/.381	19-30/16-21	.633/.762	33/30 +3	13/9	12/22	3/1	8/9	19/24
FIU	38/36	40/25	78-61	+17	32-61/22-53	.525/.415	8-22/4-17	.364/.235	6-12/13-21	.500/.619	40/25 +15	22/8	19/17	3/6	8/10	15/18
TEMPLE	27/38	33/38	60-76	(16)	22-58/29-60	.379/.483	6-21/4-17	.286/.235	10-12/14-21	.833/.667	33/37 (4)	9/11	17/14	4/8	7/12	14/13

Note: Game totals are displayed in the format TEAM/OPPONENT for each category



2017-18 South Carolina Basketball
South Carolina Category Leaders (as of Dec 01, 2017)
All games

Points	G	Pts	Pts/G
SILVA, Chris	7	89	12.7
KOTSAR, Maik	7	78	11.1
BOOKER, Frank	7	70	10.0
MINAYA, Justin	7	67	9.6
GRAVETT, Hassani	7	59	8.4
HAASE, Felipe	7	44	6.3
MYERS, Wesley	7	40	5.7
BEATTY, David	7	35	5.0
HOLDEN, Kory	7	25	3.6
CUDD, Jason	4	4	1.0
FAMOUKE DOUMBIA, I.	5	2	0.4

FG Percentage	FG	Att	Pct
KOTSAR, Maik	34	63	.540
SILVA, Chris	24	47	.511
FAMOUKE DOUMBIA, I.	1	2	.500
HAASE, Felipe	15	34	.441
BOOKER, Frank	23	55	.418
MYERS, Wesley	15	37	.405
GRAVETT, Hassani	20	50	.400
MINAYA, Justin	22	56	.393
HOLDEN, Kory	9	23	.391
BEATTY, David	13	37	.351
CUDD, Jason	0	1	.000
SCHMITT, Christian	0	1	.000

3-Point Percentage	3FG	Att	Pct
HAASE, Felipe	7	17	.412
SILVA, Chris	2	5	.400
BOOKER, Frank	17	45	.378
KOTSAR, Maik	3	8	.375
GRAVETT, Hassani	9	25	.360
MINAYA, Justin	10	29	.345
MYERS, Wesley	4	14	.286
HOLDEN, Kory	2	7	.286
BEATTY, David	5	18	.278
SCHMITT, Christian	0	1	.000

Free Throw Percent	FG	Att	Pct
BEATTY, David	4	4	1.000
CUDD, Jason	4	4	1.000
MYERS, Wesley	6	7	.857
SILVA, Chris	39	53	.736
MINAYA, Justin	13	18	.722
HAASE, Felipe	7	11	.636
BOOKER, Frank	7	11	.636
GRAVETT, Hassani	10	16	.625
HOLDEN, Kory	5	9	.556
KOTSAR, Maik	7	18	.389

Scoring Average	G	Pts	Avg/G
SILVA, Chris	7	89	12.7
KOTSAR, Maik	7	78	11.1
BOOKER, Frank	7	70	10.0
MINAYA, Justin	7	67	9.6
GRAVETT, Hassani	7	59	8.4
HAASE, Felipe	7	44	6.3
MYERS, Wesley	7	40	5.7
BEATTY, David	7	35	5.0
HOLDEN, Kory	7	25	3.6
CUDD, Jason	4	4	1.0
FAMOUKE DOUMBIA, I.	5	2	0.4
CORCHIANI, Tommy	1	0	0.0
SCHMITT, Christian	2	0	0.0
GUEYE, Khadim	5	0	0.0

Field Goal Attempts	G	Att	Att/G
KOTSAR, Maik	7	63	9.0
MINAYA, Justin	7	56	8.0
BOOKER, Frank	7	55	7.9
GRAVETT, Hassani	7	50	7.1
SILVA, Chris	7	47	6.7

Field Goals Made	G	Made	Made/G
KOTSAR, Maik	7	34	4.9
SILVA, Chris	7	24	3.4
BOOKER, Frank	7	23	3.3
MINAYA, Justin	7	22	3.1
GRAVETT, Hassani	7	20	2.9

3-Point FG Attempts	G	Att	Att/G
BOOKER, Frank	7	45	6.4
MINAYA, Justin	7	29	4.1
GRAVETT, Hassani	7	25	3.6
BEATTY, David	7	18	2.6
HAASE, Felipe	7	17	2.4

3-Point FG Made	G	Made	Made/G
BOOKER, Frank	7	17	2.4
MINAYA, Justin	7	10	1.4
GRAVETT, Hassani	7	9	1.3
HAASE, Felipe	7	7	1.0
BEATTY, David	7	5	0.7

Free Throw Attempts	G	Att	Att/G
SILVA, Chris	7	53	7.6
MINAYA, Justin	7	18	2.6
KOTSAR, Maik	7	18	2.6
GRAVETT, Hassani	7	16	2.3
BOOKER, Frank	7	11	1.6
HAASE, Felipe	7	11	1.6

Free Throws Made	G	Made	Made/G
SILVA, Chris	7	39	5.6
MINAYA, Justin	7	13	1.9
GRAVETT, Hassani	7	10	1.4
BOOKER, Frank	7	7	1.0
KOTSAR, Maik	7	7	1.0
HAASE, Felipe	7	7	1.0



2017-18 South Carolina Basketball
South Carolina Category Leaders (as of Dec 01, 2017)
All games

Rebounds	G	Reb	Reb/G
SILVA, Chris	7	57	8.1
GRAVETT, Hassani	7	37	5.3
MINAYA, Justin	7	34	4.9
HAASE, Felipe	7	32	4.6
KOTSAR, Maik	7	30	4.3

Rebound Average	G	Reb	Avg/G
SILVA, Chris	7	57	8.1
GRAVETT, Hassani	7	37	5.3
MINAYA, Justin	7	34	4.9
HAASE, Felipe	7	32	4.6
KOTSAR, Maik	7	30	4.3

Offensive Rebounds	G	No.	Avg/G
SILVA, Chris	7	20	2.9
KOTSAR, Maik	7	15	2.1
MINAYA, Justin	7	12	1.7
HAASE, Felipe	7	6	0.9
GRAVETT, Hassani	7	4	0.6

Defensive Rebounds	G	No.	Avg/G
SILVA, Chris	7	37	5.3
GRAVETT, Hassani	7	33	4.7
HAASE, Felipe	7	26	3.7
MINAYA, Justin	7	22	3.1
KOTSAR, Maik	7	15	2.1
MYERS, Wesley	7	15	2.1

Fouls	G	No.	Per/G
SILVA, Chris	7	25	3.6
KOTSAR, Maik	7	21	3.0
HAASE, Felipe	7	13	1.9
BEATTY, David	7	13	1.9
MINAYA, Justin	7	13	1.9

Foulsouts	G	No.
SILVA, Chris	7	1
BEATTY, David	7	1
KOTSAR, Maik	7	1

Assists	G	No.	Ast/G
GRAVETT, Hassani	7	33	4.7
KOTSAR, Maik	7	14	2.0
MINAYA, Justin	7	10	1.4
BOOKER, Frank	7	10	1.4
HOLDEN, Kory	7	9	1.3
SILVA, Chris	7	9	1.3
BEATTY, David	7	9	1.3

Steals	G	No.	Stl/G
KOTSAR, Maik	7	13	1.9
BOOKER, Frank	7	7	1.0
HAASE, Felipe	7	5	0.7
SILVA, Chris	7	5	0.7
MINAYA, Justin	7	5	0.7

Blocked Shots	G	No.	Blk/G
SILVA, Chris	7	11	1.6
MINAYA, Justin	7	3	0.4
KOTSAR, Maik	7	3	0.4
BOOKER, Frank	7	2	0.3
HAASE, Felipe	7	1	0.1
BEATTY, David	7	1	0.1
GRAVETT, Hassani	7	1	0.1

Minutes	G	No.	Min/G
MINAYA, Justin	7	195	27.9
KOTSAR, Maik	7	190	27.1
BOOKER, Frank	7	181	25.9
GRAVETT, Hassani	7	181	25.9
SILVA, Chris	7	163	23.3

Turnovers	G	No.	TO/G
SILVA, Chris	7	22	3.1
GRAVETT, Hassani	7	13	1.9
MINAYA, Justin	7	11	1.6
HAASE, Felipe	7	11	1.6
KOTSAR, Maik	7	11	1.6



2017-18 South Carolina Basketball
South Carolina Team High/Low Analysis (as of Dec 01, 2017)
All games

South Carolina - TEAM GAME HIGHS

POINTS	80	vs UTEP (11/17/17)
	79	vs Western Michigan (11/19/17)
	78	at FIU (11/27/17)
	78	WESTERN MICHIGAN (11/13/17)
	73	at Wofford (11/10/17)
FIELD GOALS MADE	32	at FIU (11/27/17)
	27	vs UTEP (11/17/17)
FIELD GOAL ATTEMPTS	61	at FIU (11/27/17)
	61	vs Illinois State (11/16/17)
FIELD GOAL PERCENTAGE	.525 (32-61)	at FIU (11/27/17)
	.466 (27-58)	vs UTEP (11/17/17)
3 PT FIELD GOALS MADE	11	at Wofford (11/10/17)
	9	vs Illinois State (11/16/17)
	9	WESTERN MICHIGAN (11/13/17)
3 PT FG ATTEMPTS	32	vs Illinois State (11/16/17)
	24	vs Western Michigan (11/19/17)
	24	vs UTEP (11/17/17)
3 PT FG PERCENTAGE	.478 (11-23)	at Wofford (11/10/17)
	.391 (9-23)	WESTERN MICHIGAN (11/13/17)
FREE THROWS MADE	20	vs Illinois State (11/16/17)
	19	vs Western Michigan (11/19/17)
FREE THROW ATTEMPTS	30	vs Western Michigan (11/19/17)
	30	vs Illinois State (11/16/17)
FREE THROW PERCENTAGE	.833 (10-12)	vs TEMPLE (11/30/17)
	.783 (18-23)	vs UTEP (11/17/17)
REBOUNDS	46	WESTERN MICHIGAN (11/13/17)
	45	vs Illinois State (11/16/17)
ASSISTS	22	at FIU (11/27/17)
	19	vs UTEP (11/17/17)
STEALS	8	at FIU (11/27/17)
	8	vs Western Michigan (11/19/17)
	8	vs UTEP (11/17/17)
BLOCKED SHOTS	4	vs TEMPLE (11/30/17)
	4	vs Illinois State (11/16/17)
TURNOVERS	19	at FIU (11/27/17)
	17	vs TEMPLE (11/30/17)
	17	vs UTEP (11/17/17)
FOULS	32	vs Illinois State (11/16/17)
	20	vs UTEP (11/17/17)



2017-18 South Carolina Basketball
South Carolina High/Low Analysis (as of Dec 01, 2017)
All games

Opponent - GAME HIGHS

POINTS	76	vs TEMPLE (11/30/17)
	69	vs Illinois State (11/16/17)
	66	vs Western Michigan (11/19/17)
	61	at FIU (11/27/17)
	60	WESTERN MICHIGAN (11/13/17)
FIELD GOALS MADE	29	vs TEMPLE (11/30/17)
	22	at FIU (11/27/17)
FIELD GOAL ATTEMPTS	60	vs TEMPLE (11/30/17)
	58	WESTERN MICHIGAN (11/13/17)
FIELD GOAL PERCENTAGE	.483 (29-60)	vs TEMPLE (11/30/17)
	.477 (21-44)	vs Western Michigan (11/19/17)
3 PT FIELD GOALS MADE	8	vs Western Michigan (11/19/17)
	6	at Wofford (11/10/17)
3 PT FG ATTEMPTS	21	vs Western Michigan (11/19/17)
	21	WESTERN MICHIGAN (11/13/17)
3 PT FG PERCENTAGE	.385 (5-13)	vs UTEP (11/17/17)
	.381 (8-21)	vs Western Michigan (11/19/17)
FREE THROWS MADE	28	vs Illinois State (11/16/17)
	16	vs Western Michigan (11/19/17)
FREE THROW ATTEMPTS	39	vs Illinois State (11/16/17)
	25	WESTERN MICHIGAN (11/13/17)
FREE THROW PERCENTAGE	.762 (16-21)	vs Western Michigan (11/19/17)
	.750 (12-16)	at Wofford (11/10/17)
REBOUNDS	42	vs Illinois State (11/16/17)
	37	vs TEMPLE (11/30/17)
ASSISTS	13	vs Illinois State (11/16/17)
	12	vs UTEP (11/17/17)
	12	WESTERN MICHIGAN (11/13/17)
STEALS	12	vs TEMPLE (11/30/17)
	10	at FIU (11/27/17)
	10	WESTERN MICHIGAN (11/13/17)
BLOCKED SHOTS	8	vs TEMPLE (11/30/17)
	6	at FIU (11/27/17)
	6	vs UTEP (11/17/17)
	6	WESTERN MICHIGAN (11/13/17)
TURNOVERS	23	vs UTEP (11/17/17)
	22	vs Western Michigan (11/19/17)
FOULS	24	vs Western Michigan (11/19/17)
	24	vs UTEP (11/17/17)
	24	WESTERN MICHIGAN (11/13/17)



2017-18 South Carolina Basketball
South Carolina High/Low Analysis (as of Dec 01, 2017)
All games

South Carolina - GAME LOWS

POINTS	60	vs TEMPLE (11/30/17)
	65	vs Illinois State (11/16/17)
	73	at Wofford (11/10/17)
	78	WESTERN MICHIGAN (11/13/17)
	78	at FIU (11/27/17)
FIELD GOALS MADE	18	vs Illinois State (11/16/17)
	22	vs TEMPLE (11/30/17)
FIELD GOAL ATTEMPTS	54	at Wofford (11/10/17)
	57	WESTERN MICHIGAN (11/13/17)
	57	vs Western Michigan (11/19/17)
FIELD GOAL PERCENTAGE	.295 (18-61)	vs Illinois State (11/16/17)
	.379 (22-58)	vs TEMPLE (11/30/17)
3 PT FIELD GOALS MADE	6	vs TEMPLE (11/30/17)
	8	vs UTEP (11/17/17)
	8	vs Western Michigan (11/19/17)
	8	at FIU (11/27/17)
3 PT FG ATTEMPTS	21	vs TEMPLE (11/30/17)
	22	at FIU (11/27/17)
3 PT FG PERCENTAGE	.281 (9-32)	vs Illinois State (11/16/17)
	.286 (6-21)	vs TEMPLE (11/30/17)
FREE THROWS MADE	6	at FIU (11/27/17)
	10	vs TEMPLE (11/30/17)
FREE THROW ATTEMPTS	12	at FIU (11/27/17)
	12	vs TEMPLE (11/30/17)
FREE THROW PERCENTAGE	.500 (6-12)	at FIU (11/27/17)
	.607 (17-28)	WESTERN MICHIGAN (11/13/17)
REBOUNDS	33	vs Western Michigan (11/19/17)
	33	vs TEMPLE (11/30/17)
ASSISTS	9	vs TEMPLE (11/30/17)
	12	WESTERN MICHIGAN (11/13/17)
STEALS	3	vs Illinois State (11/16/17)
	4	WESTERN MICHIGAN (11/13/17)
BLOCKED SHOTS	2	vs UTEP (11/17/17)
	3	at Wofford (11/10/17)
	3	WESTERN MICHIGAN (11/13/17)
	3	vs Western Michigan (11/19/17)
	3	at FIU (11/27/17)
TURNOVERS	12	vs Western Michigan (11/19/17)
	13	vs Illinois State (11/16/17)
FOULS	14	vs TEMPLE (11/30/17)
	15	at FIU (11/27/17)



2017-18 South Carolina Basketball
South Carolina High/Low Analysis (as of Dec 01, 2017)
All games

Opponent - GAME LOWS

POINTS	52	at Wofford (11/10/17)
	56	vs UTEP (11/17/17)
	60	WESTERN MICHIGAN (11/13/17)
	61	at FIU (11/27/17)
	66	vs Western Michigan (11/19/17)
FIELD GOALS MADE	17	at Wofford (11/10/17)
	18	vs Illinois State (11/16/17)
FIELD GOAL ATTEMPTS	44	vs Western Michigan (11/19/17)
	45	vs UTEP (11/17/17)
FIELD GOAL PERCENTAGE	.347 (17-49)	at Wofford (11/10/17)
	.360 (18-50)	vs Illinois State (11/16/17)
3 PT FIELD GOALS MADE	4	at FIU (11/27/17)
	4	vs TEMPLE (11/30/17)
3 PT FG ATTEMPTS	13	vs UTEP (11/17/17)
	16	vs Illinois State (11/16/17)
3 PT FG PERCENTAGE	.235 (4-17)	at FIU (11/27/17)
	.235 (4-17)	vs TEMPLE (11/30/17)
FREE THROWS MADE	12	at Wofford (11/10/17)
	13	WESTERN MICHIGAN (11/13/17)
	13	vs UTEP (11/17/17)
	13	at FIU (11/27/17)
FREE THROW ATTEMPTS	16	at Wofford (11/10/17)
	20	vs UTEP (11/17/17)
FREE THROW PERCENTAGE	.520 (13-25)	WESTERN MICHIGAN (11/13/17)
	.619 (13-21)	at FIU (11/27/17)
REBOUNDS	25	at FIU (11/27/17)
	27	vs UTEP (11/17/17)
ASSISTS	7	at Wofford (11/10/17)
	8	at FIU (11/27/17)
STEALS	3	at Wofford (11/10/17)
	8	vs Illinois State (11/16/17)
	8	vs UTEP (11/17/17)
BLOCKED SHOTS	0	at Wofford (11/10/17)
	1	vs Western Michigan (11/19/17)
TURNOVERS	11	WESTERN MICHIGAN (11/13/17)
	13	at Wofford (11/10/17)
FOULS	13	vs TEMPLE (11/30/17)
	16	at Wofford (11/10/17)



2017-18 South Carolina Basketball
South Carolina Player High/Low Analysis (as of Dec 01, 2017)
All games

South Carolina - I N D I V I D U A L G A M E H I G H S

Points	26	SILVA, Chris at FIU (11/27/17)
	16	KOTSAR, Maik at FIU (11/27/17)
	15	SILVA, Chris vs UTEP (11/17/17)
	15	GRAVETT, Hassani vs Western Michigan (11/13/17)
	14	SILVA, Chris vs Western Michigan (11/19/17)
	14	MYERS, Wesley vs Western Michigan (11/19/17)
	14	KOTSAR, Maik vs UTEP (11/17/17)
	14	MINAYA, Justin vs UTEP (11/17/17)
	14	BOOKER, Frank vs Western Michigan (11/13/17)
Field Goals Made	10	SILVA, Chris at FIU (11/27/17)
	8	KOTSAR, Maik at FIU (11/27/17)
Field Goal Att.	13	SILVA, Chris at FIU (11/27/17)
	13	KOTSAR, Maik at FIU (11/27/17)
	13	GRAVETT, Hassani vs Illinois State (11/16/17)
FG Pct (min 5 made)	.769 (10-13)	SILVA, Chris at FIU (11/27/17)
	.714 (5-7)	KOTSAR, Maik vs TEMPLE (11/30/17)
3-Point FG Made	4	BOOKER, Frank at FIU (11/27/17)
	3	MINAYA, Justin at FIU (11/27/17)
	3	BOOKER, Frank vs Western Michigan (11/19/17)
	3	MINAYA, Justin vs UTEP (11/17/17)
	3	BOOKER, Frank vs Illinois State (11/16/17)
	3	BOOKER, Frank vs Western Michigan (11/13/17)
	3	GRAVETT, Hassani vs Western Michigan (11/13/17)
	3	BOOKER, Frank at Wofford (11/10/17)
3-Point FG Att.	10	BOOKER, Frank vs Illinois State (11/16/17)
	10	GRAVETT, Hassani vs Illinois State (11/16/17)
3-Pt FG Pct (min 2 made)	1.000 (3-3)	GRAVETT, Hassani vs Western Michigan (11/13/17)
	1.000 (2-2)	KOTSAR, Maik vs TEMPLE (11/30/17)
Free Throws Made	10	SILVA, Chris vs Illinois State (11/16/17)
	8	SILVA, Chris vs UTEP (11/17/17)
Free Throw Att.	14	SILVA, Chris vs Illinois State (11/16/17)
	10	SILVA, Chris at FIU (11/27/17)
FT Pct (min 3 made)	1.000 (4-4)	MINAYA, Justin vs TEMPLE (11/30/17)
	1.000 (4-4)	GRAVETT, Hassani vs Western Michigan (11/13/17)
Rebounds	10	GRAVETT, Hassani at FIU (11/27/17)
	10	SILVA, Chris at FIU (11/27/17)
	10	SILVA, Chris vs Western Michigan (11/13/17)
	10	SILVA, Chris at Wofford (11/10/17)
Assists	9	GRAVETT, Hassani vs UTEP (11/17/17)
	7	GRAVETT, Hassani at FIU (11/27/17)
Steals	3	BOOKER, Frank at FIU (11/27/17)
	3	KOTSAR, Maik at FIU (11/27/17)
Blocked Shots	3	SILVA, Chris vs Illinois State (11/16/17)
	2	SILVA, Chris vs TEMPLE (11/30/17)
	2	MINAYA, Justin vs Western Michigan (11/19/17)
	2	SILVA, Chris vs UTEP (11/17/17)
	2	SILVA, Chris at Wofford (11/10/17)
Turnovers	6	SILVA, Chris vs TEMPLE (11/30/17)
	5	HAASE, Felipe at FIU (11/27/17)
	5	SILVA, Chris at Wofford (11/10/17)
Fouls	5	KOTSAR, Maik vs Illinois State (11/16/17)
	5	SILVA, Chris vs Illinois State (11/16/17)
	5	BEATTY, David vs Illinois State (11/16/17)

Minutes	36	MINAYA, Justin at FIU (11/27/17)
	34	BOOKER, Frank at FIU (11/27/17)
	33	KOTSAR, Maik at FIU (11/27/17)
	33	MINAYA, Justin vs Western Michigan (11/19/17)
	33	GRAVETT, Hassani vs Illinois State (11/16/17)



2017-18 South Carolina Basketball
South Carolina Opponent High/Low Analysis (as of Dec 01, 2017)
All games

OPPONENT INDIVIDUAL GAME HIGHS

Points	24	ROSE,QUINTON vs TEMPLE (11/30/17)
	23	WILDER, Thomas vs Western Michigan (11/13/17)
	21	LOCKETT, Eric at FIU (11/27/17)
	20	MOORE,DAMION vs TEMPLE (11/30/17)
	18	WILLMS, Matt vs UTEP (11/17/17)
	18	Yarbrough, Milik vs Illinois State (11/16/17)
Field Goals Made	10	ROSE,QUINTON vs TEMPLE (11/30/17)
	9	LOCKETT, Eric at FIU (11/27/17)
Field Goal Att.	18	LOCKETT, Eric at FIU (11/27/17)
	17	Fletcher Magee at Wofford (11/10/17)
FG Pct (min 5 made)	.769 (10-13)	ROSE,QUINTON vs TEMPLE (11/30/17)
	.750 (6-8)	ENECHIONYIA,OBI vs TEMPLE (11/30/17)
3-Point FG Made	4	MOORE, Bryce vs Western Michigan (11/19/17)
	3	Evans, Keyshawn vs Illinois State (11/16/17)
	3	Fletcher Magee at Wofford (11/10/17)
3-Point FG Att.	9	MOORE, Bryce vs Western Michigan (11/19/17)
	9	Fletcher Magee at Wofford (11/10/17)
3-Pt FG Pct (min 2 made)	1.000 (2-2)	Matthew Pegram at Wofford (11/10/17)
	.667 (2-3)	ROSE,QUINTON vs TEMPLE (11/30/17)
	.667 (2-3)	FLOWERS, Michael vs Western Michigan (11/19/17)
Free Throws Made	14	Yarbrough, Milik vs Illinois State (11/16/17)
	8	Evans, Keyshawn vs Illinois State (11/16/17)
Free Throw Att.	17	Yarbrough, Milik vs Illinois State (11/16/17)
	11	Evans, Keyshawn vs Illinois State (11/16/17)
FT Pct (min 3 made)	1.000 (4-4)	Matthew Pegram at Wofford (11/10/17)
	1.000 (3-3)	ENECHIONYIA,OBI vs TEMPLE (11/30/17)
Rebounds	10	MOORE,DAMION vs TEMPLE (11/30/17)
	10	Fayne, Phil vs Illinois State (11/16/17)
Assists	6	Yarbrough, Milik vs Illinois State (11/16/17)
	4	BEARD JR., Brian at FIU (11/27/17)
	4	WILDER, Thomas vs Western Michigan (11/13/17)
	4	JONES, Reggie vs Western Michigan (11/13/17)
	4	Storm Murphy at Wofford (11/10/17)
Steals	6	WILDER, Thomas vs Western Michigan (11/13/17)
	3	ALSTON,JR, SHIZZ vs TEMPLE (11/30/17)
	3	ENECHIONYIA,OBI vs TEMPLE (11/30/17)
	3	LOCKETT, Eric at FIU (11/27/17)
	3	WILDER, Thomas vs Western Michigan (11/19/17)
	3	MOORE, Bryce vs Western Michigan (11/19/17)
	3	GILYARD, Evan vs UTEP (11/17/17)
	3	Williams, Madison vs Illinois State (11/16/17)
	3	MOORE, Bryce vs Western Michigan (11/13/17)
Blocked Shots	6	ENECHIONYIA,OBI vs TEMPLE (11/30/17)
	4	WADE, Trey vs UTEP (11/17/17)
Turnovers	10	WILDER, Thomas vs Western Michigan (11/19/17)
	6	Yarbrough, Milik vs Illinois State (11/16/17)
Fouls	5	SMITH, Tirus vs UTEP (11/17/17)
	5	Bruninga, Taylor vs Illinois State (11/16/17)
	5	JOHNSON, Brandon vs Western Michigan (11/13/17)
	5	IKONGSHUL, Adida vs Western Michigan (11/13/17)
	5	DAVIS, Josh vs Western Michigan (11/13/17)