

# SOUTH CAROLINA

## 2016-17 Women's Basketball



Assoc. Media Relations Director: Diana Koval | Office: 803.777.7977 | Cell: 314.369.6050 | Email: dkoval@mailbox.sc.edu | Twitter: @DianaKovalSID  
 Website: www.GamecocksOnline.com | Twitter: @GamecockWBB | Instagram: @GamecockWBB | Facebook: @GamecockWBB | Snapchat: @GamecockWBB



## 2017 NCAA Tournament

First & Second Rounds • March 17/19 • Columbia, S.C. • Colonial Life Arena (18,000)  
 UNC Asheville • Arizona State • Michigan State



### Schedule/Results

Nov. 14	at #7/6 Ohio St. (BTN+)	W, 92-80
<i>Basketball Hall of Fame Women's Challenge</i>		
Nov. 20	Hampton (SECN+)	W, 92-38
Nov. 21	Maine (SECN+)	W, 79-42
Nov. 22	Saint Peter's (SECN+)	W, 93-38
Nov. 27	vs. #4/4 Louisville (ESPN2)	W, 83-59
<i>SEC/Big 12 Challenge</i>		
Dec. 1	at #14/15 Texas (ESPN2)	W, 76-67
Dec. 4	at Duke	L, 63-74
Dec. 11	Minnesota (SECN)	W, 98-58
Dec. 15	Clemson (SECN)	W, 83-61
Dec. 18	#9/9 UCLA (ESPN2)	W, 66-57
Dec. 21	at Savannah State	W, 70-30
Jan. 1	Alabama* (ESPN2)	W, 93-45
Jan. 5	at Auburn* (SECN+)	W, 73-47
Jan. 8	at Florida* (ESPNU)	W, 81-62
Jan. 12	Georgia* (SECN)	W, 66-63
Jan. 15	at LSU* (SECN+)	W, 84-61
Jan. 19	Ole Miss* (SECN)	W, 65-46
Jan. 23	#4/4 Mississippi St.* (ESPN2)	W, 64-61
Jan. 26	at Georgia* (SECN)	W, 62-44
Jan. 30	Tennessee* (ESPN2)	L, 74-76
Feb. 2	at #25/-Kentucky* (SECN)	W, 75-63
Feb. 5	at Arkansas* (ESPN2)	W, 79-49
Feb. 9	Auburn* (SECN+)	W, 60-41
Feb. 13	at #1/1 UConn (ESPN2)	L, 55-66
Feb. 16	Vanderbilt* (ESPN2)	W, 82-51
Feb. 19	at Missouri* (ESPN2)	L, 60-62
Feb. 23	at Texas A&M* (SECN)	W, 80-64
Feb. 26	#22/-Kentucky* (ESPNU)	W, 95-87
<i>SEC Tournament (Greenville, S.C.)</i>		
Mar. 3	Georgia (SECN)	W, 72-48
Mar. 4	#20/24 Kentucky (ESPNU)	W, 89-77
Mar. 5	#6/7 Mississippi State (ESPN2)	W, 59-49
<i>NCAA Tournament (Columbia, S.C.)</i>		
Mar. 17	UNC Asheville (ESPN2)	5 p.m.

All Times Listed as Eastern and are subject to change  
 \* indicates SEC Game

### Season Theme - 100

South Carolina head coach Dawn Staley selects a theme for the team and its fans to rally around each season. The "100" this season plays off the meaning of being 100 in terms of commitment to the team and realizing its goals, but each numeral in 100 also represents an evolving principle of the team and season. The "1" reflects one goal, one dream, one team, one family and one focus. The first "0" stands for no boundaries and no complaints. The second "0" represents zero excuses, zero selfishness and zero tolerance.

### South Carolina Gamecocks

#### 27-4, 14-2 SEC



**Ranking:** 4/4 (AP/Coaches)  
**Head Coach:** Dawn Staley  
**Record at SC:** 215-80 (9th)  
**Career Rec.:** 387-160 (17th)  
**Top Scorer:** A'ja Wilson (17.6)  
**Top Reb.:** Alaina Coates (10.7)

### NCAA Tournament History

Appearances .....	14 (1982, 1986, 1988, 1989, 1990, 1991, 2002, 2003, 2012, 2013, 2014, 2015, 2016, 2017)
Staley Era .....	6 (2012, 2013, 2014, 2015, 2016, 2017)
Overall Record .....	19-13
Staley Era .....	11-5

### Game Information

**Tickets:** \$23-33 Booklets; \$12-15 Single Session  
**Broadcast:** ESPN2 (Dave Pasch, play-by-play; LaChina Robinson, analyst)  
**Radio:** 107.5 The Game (Brad Muller)  
**Live Stats:** NCAA.com

Sweet 16 Appearances .....	7 (1982, 1990, 2002, 2012, 2014, 2015, 2016)
Staley Era .....	4 (2012, 2014, 2015, 2016)
Elite Eight Appearances .....	2 (2002, 2015)
Staley Era .....	1 (2015)
Final Four Appearances .....	1 (2015)












### South Carolina Notables

- The Gamecocks earned their fourth-straight No. 1 seed in this season's NCAA Tournament, placed in a West Coast regional for the second time in that stretch (Stanford in 2013-14). South Carolina captured the seed after dominant showings in its last five games delivered its fourth-straight SEC regular-season title and third-consecutive SEC Tournament championship.
- This season marks the third that South Carolina has hosted the opening rounds of NCAA Tournament action with the Gamecocks advancing into the Sweet 16 in each of the previous two seasons they began the event in Columbia. South Carolina drew over 10,000 fans per tournament game in each of those seasons.
- South Carolina played the seventh-toughest schedule in the nation this season, based on opponent winning percentage. The Gamecocks played 10 games against nationally ranked opponents, posting a 9-1 record, with just three of those 10 contests coming at home. Among teams ranked in this week's AP Top 25, only Baylor at 11-2 and UConn at 10-0 have more wins against ranked opponents than South Carolina.
- Storming into SEC regular-season and tournament titles in their last five games, the Gamecocks averaged 79.0 points on 52.4 percent shooting during the stretch, three of which were against nationally ranked opponents. Led by juniors down the stretch, forward A'ja Wilson led three in double figures with her 21.0 points per game..
- In the last five games, eight Gamecocks have scored in double figures at least once, including two double-figure scoring games for freshman Mikiah Herbert Harrigan and one for freshman point guard Tyasha Harris.
- National Player of the Year candidate A'ja Wilson is among the most efficient of the 10 Naismith Trophy semifinalists. Her 19.5 points per game against ranked opponents are second among the frontcourt players on the list, and her 8.3 rebounds per game versus ranked foes is third. Wilson leads the group in blocked shots per game on the season (2.6), a number that rises to 3.2 against ranked foes. Against the top scoring guard on the list, Kelsey Plum (Washington), Wilson is more efficient on offense, scoring 1.54 points per field goal attempt to Plum's 1.34 mark against ranked foes.
- Even as opposing scouting reports have focused on her more in the four-game absence of a completely healthy Alaina Coates, All-American A'ja Wilson has thrived, scoring 20.0 points per game and grabbing 9.8 rebounds per game without her frontcourt mate at full speed.
- Junior guard Kaela Davis has thrived down the stretch as the team's second-leading scorer at the SEC Tournament at 16.3 points per game. Mixing her shot selection, she hit 50.0 percent from the field, including 5-of-7 (.714) from 3-point range.
- The ever-important point guard tandem of junior Bianca Cuevas-Moore and freshman Tyasha Harris have rounded into form the last five games, combining to average 16.2 points and 7.2 assists to go with a 1.5 assist-to-turnover ratio. The duo shot 46.6 percent from the field, including 42.9 percent from 3-point range.
- Senior Alaina Coates will not play in the NCAA Tournament, continuing to recover from an ankle injury.

### A Look Inside

Game Notes .....	1-15
Records Update .....	16-18
Season Statistics .....	19-26
Season Box Scores .....	27-34
Team Profiles .....	35-48
NCAA Tournament History .....	49-52
News Clippings .....	53-82

# 2016-17 South Carolina Media Roster

0		<b>Victoria Patrick</b> 5-8 • Fr. • Guard • Orlando, Fla.	<b>PPG</b> 1.2 <b>RPG</b> 0.5 <b>APG</b> 0.2 <b>FG%</b> .286 <b>FT%</b> .333	<b>LAST GAME:</b> 1 min vs. Kentucky <b>NOTABLE:</b> Solid shooting guard ... averages 6.0 minutes in 21 games played ... No. 25 guard in Class of 2016 ... helped Edgewater HS to state championship in 2014 ... led team with 15.4 ppg as a senior.	<b>Career Highs</b> <b>Pts:</b> 4, 2x, at Sav. St., 12/21/16 <b>Reb:</b> 2, 4x, vs. Vandy, 2/16/17 <b>Ast:</b> 2 at Savannah St., 12/21/16 <b>Stl:</b> 2 vs. Saint Peter's, 11/22/16
	1		<b>Bianca Cuevas-Moore</b> 5-6 • Jr. • Guard • Bronx, N.Y. <i>kuub-VAHS</i>	<b>PPG</b> 8.5 <b>RPG</b> 2.0 <b>APG</b> 1.9 <b>FG%</b> .387 <b>FT%</b> .770	<b>LAST GM:</b> 4 pts, 2 assts, 2 stls vs. Miss St. <b>NOTABLE:</b> Speedy, crafty guard ... offensive spark off bench ... in SEC play, 9.5 ppg, .415 FG%, .413 3FG% ... 4 games of ≥4 assists ... in SEC Tournament – 8.3 ppg, 8-of-10 FTs, 3.3 appg.
3			<b>Kaela Davis</b> 6-2 • Jr. • Guard • Suwanee, Ga. <i>KAY-luh</i>	<b>PPG</b> 12.2 <b>RPG</b> 3.7 <b>APG</b> 2.3 <b>FG%</b> .365 <b>FT%</b> .800	<b>LAST GM:</b> 23 pts, 5 rebs, 3 assts vs. Miss St. <b>NOTABLE:</b> Tall, athletic, versatile ... 27th SEC in ppg ... in SEC Tour – 16.3 ppg, .500 FG ... 19 gms of ≥10 pts, 14 gms of ≥3 assts, 9 gms of ≥5 rebs ... CoSIDA Academic All-District ... 2x All-ACC at Ga. Tech.
	4		<b>Doniyah Cliney</b> 6-0 • So. • Guard • Newark, N.J. <i>dawn-YAY CLY-nee</i>	<b>PPG</b> 2.7 <b>RPG</b> 2.9 <b>APG</b> 1.2 <b>FG%</b> .388 <b>FT%</b> .581	<b>LAST GM:</b> 2 pts, 4 rebs, 3 assts vs. Miss St. <b>NOTABLE:</b> Athletic guard with good size ... showed great development throughout season, especially on defense ... ≥5 rebs in 7 games, ≥20 minutes played in 13 games ... in SEC Tour – 5.7 ppg, .500 FG, 2.7 appg.
10			<b>Alisha Gray</b> 6-0 • Jr. • Guard • Sandersville, Ga. <i>uh-LEE-shub</i>	<b>PPG</b> 12.5 <b>RPG</b> 4.3 <b>APG</b> 2.6 <b>FG%</b> .495 <b>FT%</b> .718	<b>LAST GM:</b> 2 pts, 5 rebs vs. Miss St. <b>NOTABLE:</b> Steady contributor in every area ... scored ≥10 pts 23 times, ≥4 assts 9 times, ≥5 rebs 12 times ... 25th in SEC in scoring ... knack for delivering plays at right moment on both sides of the ball.
	12		<b>Araion Bradshaw</b> 5-6 • Fr. • Guard • Boston, Mass. <i>R-ee-on</i>	<b>PPG</b> 1.0 <b>RPG</b> 0.7 <b>APG</b> 0.6 <b>FG%</b> .263 <b>FT%</b> .750	<b>LAST GAME:</b> 1 mins vs. Kentucky <b>NOTABLE:</b> Scrappy guard ... has played in 21 games, including ≥10 mins 5 times ... great spark off bench at Georgia ... rated No. 10 guard in 2016 class ... helped HS to back-to-back appearances in state finals.
15			<b>Tiffany Davis</b> 5-7 • Sr. • Guard • Houston, Texas	<b>PPG</b> 0.8 <b>RPG</b> 0.8 <b>APG</b> 0.2 <b>FG%</b> .211 <b>FT%</b> .600	<b>LAST GAME:</b> 1 min vs. Kentucky <b>NOTABLE:</b> Team captain ... has played just two full seasons due to injuries ... this season, played in 16 of the 20 games she was available ... averaging 6.4 minutes ... drew start on Senior Day vs. Kentucky.
	21		<b>Mikiah Herbert Harrigan</b> 6-2 • Fr. • For. • Pembroke Pines, Fla. <i>muh-KEE-uh</i>	<b>PPG</b> 4.9 <b>RPG</b> 3.5 <b>BPG</b> 1.1 <b>FG%</b> .459 <b>FT%</b> .674	<b>LAST GAME:</b> 6 pts, 2 rebs vs. Miss St. <b>NOTABLE:</b> Versatile forward with skill on both ends of court ... 11th in SEC in blocks per game ... ≥10 pts 5 times, ≥5 rebs 9 times, ≥3 blks 3 times ... in SEC Tournament – 9.3 ppg, .688 FG, 5.0 rpg.
22			<b>A'ja Wilson</b> 6-5 • Jr. • Forward • Hopkins, S.C. <i>A-zhub</i>	<b>PPG</b> 17.6 <b>RPG</b> 7.6 <b>BPG</b> 2.6 <b>FG%</b> .587 <b>FT%</b> .722	<b>LAST GM:</b> 15 pts, 9 rebs, 4 blks vs. Miss St. <b>NOTABLE:</b> Team captain ... 3rd in SEC in ppg, 1st in blks/gm, 4th in FG%, 9th in rpg ... career-high 11 20-point games, 8 double-doubles ... 2x SEC Player of the Year ... rated #1 in nation by espnW.
	41		<b>Alaina Coates</b> 6-4 • Sr. • Center • Irmo, S.C. <i>uh-LAY-nub COATS</i>	<b>PPG</b> 12.9 <b>RPG</b> 10.7 <b>BPG</b> 1.4 <b>FG%</b> .670 <b>FT%</b> .651	<b>LAST GM:</b> 1 pt, 1 reb, 4 mins vs. Kentucky <b>NOTABLE:</b> Dominant inside ... good passer ... team captain ... nationally, 4th in FG %age, 7th in rpg, 17th in dbl-dbls (15) ... leads SEC in rpg overall and in league play (11.1) ... 1st-team All-SEC ... rated #9 in nation by espnW.
52			<b>Tyasha Harris</b> 5-10 • Fr. • Guard • Noblesville, Ind. <i>ty-A-shub</i>	<b>PPG</b> 5.4 <b>RPG</b> 1.6 <b>APG</b> 3.2 <b>FG%</b> .409 <b>FT%</b> .706	<b>LAST GM:</b> 7 pts, 5 assts vs. Miss St. <b>NOTABLE:</b> Poised, quick, decisive PG, good defender ... ≥10 pts 4 times, ≥5 assts 10 times ... 9th in SEC with 3.8 assts per league game, 4th in A:TO (2.4), best among SEC freshmen ... SEC All-Freshman Team.

**Starter** **Reserve**

Based on most recent game

## Five Second Count

South Carolina is one of three programs in the nation to appear in every AP top 10 since the start of the 2014-15 season. The Gamecocks have played in four of the last five NCAA Sweet 16s, including the 2015 Final Four. In the SEC, South Carolina is now just the second program in league history to win four-straight, regular-season championships and has claimed the last three SEC Tournaments, also just the second program to achieve that mark. In the last four seasons, the Gamecocks are 123-14 (.898) overall and 59-5 (.922) in SEC action

## Quick Facts

### The University

**Location:** Columbia, S.C.

**Founded:** 1801

**Enrollment:** 33,724

**Colors:** Garnet (PMS 202C) and Black

**Nickname:** Gamecocks

**Conference:** Southeastern

**President:** Dr. Harris Pastides

**Athletics Director:** Ray Tanner

**Facility:** Colonial Life Arena (18,000)

### Coaching Staff

**Head Coach:** Dawn Staley

**Alma Mater:** Virginia, 1992

**Overall Record:** 387-160 (17th season)

**School Record:** 215-80 (9th season)

**Assoc. Head Coach (Alma Mater):**

Lisa Boyer (Ithaca, 1979)

**Assistant Coaches (Alma Mater):**

Nikki McCray-Penson (Tennessee, 1995)

Fred Chmiel (Excelsior, 2001)

### Team Information

**2015-16 Record:** 33-2

Home: 16-1 Away: 11-0 Neutral: 6-1

**SEC Record (Finish):** 16-0 (1st)

Home: 8-0 Away: 8-0

**Letterwinners Returning/Lost:** 5/7

**Starters Returning/Lost:** 2/3

### Program History

**First Year of Women's Basketball:** 1974-75

**All-Time Record:** 795-509 (43rd season)

**All-Time SEC Record:** 161-202 (26th season)

**NCAA Appearances (Last):** 14 (2017)

**NCAA Tournament Record:** 19-13

**2016 NCAA Result:** Sweet 16, L 72-80, Syracuse,

Sioux Falls, S.C.

**WNIT Appearances (Last):** 4 (2011)

**WNIT Record:** 3-4

### Media Relations

**Women's Basketball Contact:** Diana Koval

**Office:** 803.777.7977

**Cell:** 314.369.6050

**Email:** dkoval@mailbox.sc.edu

**Press Row Phone:** 803.777.6182

**Athletics Department on the Web**

**Website:** GamecocksOnline.com

**Twitter:** @GamecocksOnline

**Instagram:** @GamecocksOnline

**Facebook:** Facebook.com/GamecocksOnline

**YouTube:** YouTube.com/GamecocksOnline

**Women's Basketball on Twitter**

**Team:** @GamecockWBB

**Head Coach:** @DawnStaley

**Women's Basketball on Instagram and Snapchat**

**Team:** GamecockWBB

## By the Numbers

- 2 SEC programs that have won four straight regular-season titles – South Carolina, Tennessee
- 2 Programs with longer active AP top-10 ranking streaks than the Gamecocks (70) – UConn (233), Notre Dame (126)
- 4 Consecutive SEC Player of the Year honors picked up by a Gamecock after A'ja Wilson collected the award for the second-straight season this week
- 4 Combined points by which South Carolina lost its two SEC games this season, their first league losses since the 2014-15 season
- 5 SEC regular-season games the Gamecocks have lost in the last four seasons combined
- 10 Games of five or more assists by freshman point guard Tyasha Harris, who is 14th in the SEC at 3.2 assists per game
- 11.0 Points per game by freshman Mikiah Herbert Harrigan in her two starts at the SEC Tournament on 72.7 percent shooting
- 12 Of the last 20 quarters in which South Carolina shot at least 50.0 percent from the field
- 16 Games this season in which the Gamecocks have held their opponent under 60 points
- 19 Games in which A'ja Wilson has led the Gamecocks in scoring, including five of the last six
- 19 Games this season in which the Gamecock starters have outscored the entire opposing team
- 20 Games in which South Carolina has scored at least 75 points – all Gamecock wins
- 50.4 Percent field goal shooting by South Carolina's starting guards over the last five games, during which they average 33.2 points
- 60.2 Percent of the all-time SEC regular-season wins by South Carolina (161) that have come in the nine seasons of the Dawn Staley era (97)
- 89.8 Percent of games in the last four seasons that the Gamecocks have won (123-14)

## Current Streaks

	Total	Home	Road	Neut.
Overall	W5	W3	W1	W4
SEC	W2	W3	W1	—
Non-Conference	W3	W8	L1	W4
Ranked Teams	W3	W4	L1	W3

## UNC Asheville Series Notes

The Gamecocks and Bulldogs have met three times in program history with South Carolina picking up all three wins by an average of 47.7 points. The teams last met the season before current head coach Dawn Staley took over the Gamecock program.

South Carolina's all-time results vs. UNC Asheville:

Date	W/L	Score	Site (SC/UNCA)	Rank
1/3/08	W	80-52	H	-/-
12/5/98	W	80-40	H	-/-
2/24/86	W	111-36	H	-/-

## Gamecocks vs. Sun Devils and Spartans

While South Carolina and Michigan State have never met before, the Gamecocks are 2-1 all-time against Arizona State. South Carolina's A'ja Wilson hit a pair of free throws in the final seconds of a tie game to deliver a 60-58 win over the Sun Devils in Hawaii on Nov. 27, 2015, in the top-20 matchup as the Gamecocks were No. 2 in the nation and Arizona State was No. 16.

## NCAA Tournament Tally

South Carolina is in its 14th NCAA Tournament and sixth straight under head coach Dawn Staley, making this season's senior class just the fourth in program history to play in the NCAA Tournament every season and the second straight to do so. South Carolina earned its fourth No. 1 seed in as many seasons

The Gamecocks are 19-13 overall in the NCAA

## Gamecocks in the National Rankings

Team	SEC	NCAA	Actual	Alaina Coates	SEC	NCAA	Actual
Scoring Offense	1	20	76.2	Scoring	22	—	12.9
Scoring Defense	2	27	57.0	Rebounding	1	12	10.7
Scoring Margin	2	7	+19.3	FG Percentage	1	3	.670
Field Goal Percentage	1	9	.470	Blocked Shots	5	131	1.4
Field Goal %age Def.	1	18	.355	Offensive Rebs.	4	—	3.3
3-Point FG %age	6	98	.333	Defensive Rebs.	1	10	7.4
3-Point FG %age Def.	1	4	.263	Double-Doubles	2	19	15.0
3-Point FG Made/Gm.	8	217	5.1	<b>Bianca Cuevas-Moore</b>	SEC	NCAA	Actual
Free Throw Percentage	7	146	.705	Steals	15	—	1.5
Rebounding Offense	4	—	39.4	<b>Kaela Davis</b>	SEC	NCAA	Actual
Rebounding Defense	4	—	33.2	Scoring	27	—	12.2
Rebounding Margin	3	35	+6.2	3-Pt FGM Per Game	8	—	1.6
Assists	2	64	15.2	<b>Allisha Gray</b>	SEC	NCAA	Actual
Steals	5	102	8.6	Scoring	25	—	12.5
Turnover Margin	6	64	+2.5	<b>Tyasha Harris</b>	SEC	NCAA	Actual
Turnovers	—	25	12.8	Assists	14	—	3.2
Assist-to-Turnover Ratio	1	30	1.2	Assist-to-Turnover Ratio	5	70	2.0
Blocked Shots	1	13	5.8	<b>M. Herbert Harrigan</b>	SEC	NCAA	Actual
Home Attendance Avg.	1	1	12,853	Blocks	11	202	1.1
				<b>A'ja Wilson</b>	SEC	NCAA	Actual
				Scoring	3	68	17.6
				Rebounding	9	166	7.6
				FG Percentage	4	17	.587
				Blocked Shots	1	19	2.6
				Double-Doubles	7	—	8.0



Tournament with seven Sweet 16 appearances, highlighted by 2015's run to the program's first NCAA Final Four.

In her 17th season as a head coach, Staley has taken a team to the NCAA Tournament 10 times. She is 10-11 at the event, including an 11-5 mark at South Carolina.

**Gamecocks Against the Field**

South Carolina has faced 14 teams that made this season's NCAA Tournament, including one other team in the Stockton Region (Missouri). The Gamecocks went 14-4 against those 14 teams, which includes seven SEC foes, and 4-2 against teams seeded in the top three in their region. Just six of those 18 games came at home.

In addition to their seven SEC rivals in the field – Auburn, Kentucky, LSU, Mississippi State, Missouri, Tennessee and Texas A&M – the Gamecocks faced non-conference games against Duke, Hampton, Louisville, Ohio State, Texas, UCLA and UConn.

In the 18 games against the NCAA Field, the Gamecocks averaged 74.4 points on 47.0 percent field goal shooting, while allowing 62.7 points per game on 38.7 percent shooting. South Carolina out-rebounded those teams by 3.6 per game and averaged 7.2 steals and 5.1 blocks. The Gamecocks significantly out-scored those teams at the free throw line, making 17.1 per game to their opponents' 10.1. A'ja Wilson averaged a team-best 18.7 points per game to go with 8.3 rebounds and 2.3 blocks per game. Allisha Gray, Kaela Davis and Alaina Coates also averaged double-figures in those 18 games, each posting just over 12.0 points per game.

**SEC Tournament Rewind**

South Carolina won its third-straight conference tournament for the first time in program history and joined Tennessee as the only programs to win three

straight SEC Tournament championships, capturing the 2017 title in front of a largely home crowd at Bon Secours Wellness Arena in Greenville, S.C. The Gamecocks' three-year sweep of regular-season and tournament titles from 2015 through 2017 matches the Lady Vols' stretch from 1993 to 2000 as well.

In the 2017 tournament, junior forward A'ja Wilson drew Tournament MVP honors behind her 19.7 points and 8.0 rebounds per game. In the title game, she posted seven points and eight rebounds in the fourth quarter to power the Gamecocks to the win. Junior guard Kaela Davis also earned All-Tournament honors, putting together her most efficient offensive games of the season with 16.3 points per game on 50.0 percent field goal shooting, including 5-of-7 from 3-point range. As a team, the Gamecocks brought home the trophy behind a pair of wins over ranked opponents and topped their three opponents by an average of 15.3 points. Defensively, they held their quarterfinal and championship game opponents – Georgia and Mississippi State, respectively – to under 50 points.

**Senior Moments**

The Gamecocks' 2017 Senior Class is now the most victorious four-year class in program history both overall with 123 wins and in SEC regular-season action at 59 victories en route to four straight conference titles. The class of Alaina Coates and Tiffany Davis took the lead from the 2016 class' 121 wins with its SEC Tournament semifinal victory over Kentucky (Mar. 4).

**Holding Home Court**

The Gamecocks are 420-155 all-time on their home court, including a 178-60 mark in Colonial Life Arena. South Carolina is 113-27 at home during the Dawn Staley era and has lost just twice in its last 65 home

games, including undefeated home seasons in 2013-14 and 2014-15. The Gamecocks have won 33 of their last 34 SEC regular-season home games dating back to the 2012-13 season.

**Ranked Readings**

Under head coach Dawn Staley, South Carolina is 47-45 against nationally ranked opponents, including an 18-17 mark at Colonial Life Arena. That overall record is skewed by the early seasons of her tenure as the Gamecocks are 32-6 versus ranked foes since the start of the 2014-15 campaign. South Carolina is 14-4 against top-10 opponents during that time.

Staley's Gamecocks are 16-14 against ranked opponents on their home courts after winning seven the last eight road games against ranked foes and 12 of the last 17 such contests dating back to the start of 2013-14.

This season, the Gamecocks' 9-1 record against ranked foes includes just three home games and three neutral-site contests. South Carolina is 5-1 against top-10 opponents this season with two of those games played at Colonial Life Arena. The most ranked wins in a season in program history is 13, claimed by the 2015-16 squad and included five over top-10 teams.

**SEC Stories**

Head coach Dawn Staley has steadily lifted the

**2016-17 Awards**

**Alaina Coates**

- All-SEC First Team (Coaches)
- SEC All-Defensive Team
- USBWA National Player of the Week (12/13-19)
- Three-time SEC Player of the Week (11/15-21; 11/22-28; 12/13-19)
- Wooden Award Late Season Top 20
- USBWA Drysdale Award Midesason Watch List
- Naismith Trophy Top 30 Watch List
- Wade Watch List (Preseason)
- Rated No. 9 player in the nation by espnW

**Kaela Davis**

- SEC Tournament All-Tournament Team
- CoSIDA Academic All-District 4
- Naismith Trophy Top 50 Preseason Watch List

**Allisha Gray**

- Dawn Staley Award Midseason Watch List
- Naismith Trophy Top 50 Preseason Watch List
- SEC Player of the Week (1/17-23)

**Tyasha Harris**

- SEC All-Freshman Team

**A'ja Wilson**

- All-America First Team (espnW)
- SEC Player of the Year (Coaches)
- All-SEC First Team (Coaches)
- SEC All-Defensive Team
- Naismith Trophy Semifinalist
- Wooden Award National Ballot
- USBWA Drysdale Award Midesason Watch List
- Wade Watch List (Preseason)
- SEC Tournament MVP
- SEC Player of the Week (2/21-26)
- Rated No. 1 player in the nation by espnW



**A'JA WILSON**

**Junior • Forward**

» Among most decorated Gamecocks in program history – three-time All-America, two-time SEC Player of the Year, 2016 SEC Defensive Player of the Year, three-time First-Team All-SEC, finalist for all 2016 national player of the year awards, on watch lists for all 2017 player of the year awards

» Leads team, 3rd in SEC in scoring – 17.6 ppg

» 17th in nation, 4th in SEC in FG percentage – .587 ... Shot 63.5% in SEC play

» 1st in SEC, 19th in nation in blocked shots – 2.6

» Led team in scoring 19 times, rebounding 11 times and assists three times

» Career-high 11 20-point games this season, including career-best 31 points at #14/15 Texas (Dec. 1) ... Now has 23 career 20-point games (7 in 2015-16, 5 in 2014-15)

» First Gamecock to record 200 career blocked shots ... Holds single-season blocked shots record with 103 in 2015-16 ... Set program career blocked shots record in 74th career game, fewer than anyone else on top-10 list ... Now has 238 in just 98 games

**Gamecocks in 2016-17 National Polls**

Poll	Pre	11/14	11/21	11/28	12/5	12/12	12/19	12/26	1/2	1/9	1/16	1/23	1/30	2/6	2/13	2/20	2/27	3/6	3/13	Final
Associated Press	4	4	3	3	6	6	6	6	5	5	5	5	4	6	6	7	5	4	3	
Coaches	3	3	3	3	6	6	6	6	5	5	5	4	6	6	5	7	5	4	4	

Gamecocks' national profile by building the Gamecocks into a consistent SEC contender with four straight regular-season titles, shirking decades of difficulty in the nation's best women's basketball conference.

In her ninth season at the helm, Staley boasts a 97-45 (.683) SEC regular-season record and has finished outside the league's top five just twice – an unprecedented achievement for a program that had finished INSIDE the top five only two times in the previous 17 seasons. Staley's 97 wins include six seasons of double-digit league victories – 10 in 2012; 11 in 2013; an SEC-best 14 in 2014, 15 in 2015 and 16 in 2016; and 14 in 2017 – and account for 60.2 percent of the program's all-time

161 league wins.

Staley's SEC regular-season record includes a 53-19 (.736) mark at home and a 44-26 (.629) slate on the road.

**Fourth Follow-Up**

South Carolina delivered on the preseason predictions of SEC coaches and media to win its fourth-straight SEC regular-season championship. The Gamecocks join Tennessee as the only programs to collect the title in four consecutive seasons. The Lady Vols went on to win a league-record seven consecutive titles (1998-2004).

**Rankings Review**

Ranked fourth in this week's AP Poll, the Gamecocks are in the midst of the nation's third-longest active top-10 ranking streak (70), trailing just UConn (233) and Notre Dame (126) and well ahead of fourth-place Baylor (53). South Carolina has appeared in the top 25 in each of the last 92 AP Polls.

In the Staley era, South Carolina has collected 54 top-five rankings in the AP Poll, including 43 weeks in the top three and 12 weeks at No. 1.

**Tough Task**

Head coach Dawn Staley did not shy away from a challenging schedule this season, despite having to

**2016-17 Double-Doubles**

**Alaina Coates (15)**

11/14	at Ohio State	10 pts/13 rebs
11/20	Hampton	28 pts/16 rebs
11/21	Maine	12 pts/14 rebs
11/27	vs. Louisville	17 pts/14 rebs
12/11	Minnesota	16 pts/11 rebs
12/15	Clemson	19 pts/10 rebs
12/18	UCLA	20 pts/14 rebs
1/1	Alabama	19 pts/11 rebs
1/8	at Florida	14 pts/13 rebs
1/12	Georgia	12 pts/11 rebs
1/15	at LSU	24 pts/11 rebs
1/19	Ole Miss	15 pts/15 rebs
2/2	at Kentucky	20 pts/18 rebs
2/5	at Arkansas	18 pts/19 rebs
2/13	at UConn	10 pts/15 rebs

**Kaela Davis (1)**

11/14	at Ohio State	37 pts/10 rebs
-------	---------------	----------------

**A'ja Wilson (8)**

12/1	at Texas	31 pts/12 rebs
12/15	Clemson	20 pts/10 rebs
12/18	UCLA	13 pts/13 rebs
1/5	at Auburn	10 pts/11 rebs
1/8	at Florida	23 pts/13 rebs
1/26	at Georgia	19 pts/11 rebs
2/23	at Texas A&M	21 pts/15 rebs
2/26	Kentucky	25 pts/10 rebs

**ALAINA COATES**

**Senior • Center**

» Four-time All-SEC selection (two-time first team) and two-time SEC All-Defensive Team member (2015, 2017)

» Top 15 in the NATION in field goal percentage (3rd, .670), rebounding (12th, 10.7) – both of which lead the SEC – and is 19th in double-doubles (15)

» NCAA Div. I active career leader in rebounds (1,230) and double-doubles (57)

» Third Gamecock all-time to reach 1,000-rebound plateau and sits in second in program history in career rebounds (1,230) ... First Gamecock since 1980-81 to amass 50 career double-doubles ... Her 57 are second-most in program history

» "Coates is better than she was a year ago because her face-up game is more powerful. She's not just a back-to-the-basket, offensive put-back kid. She can drive to the basket; she can knock down 12-footers." – Jimmy Dykes, Arkansas Head Coach

» "If I'm a WNBA GM, and I was picking one player in this senior class at the No. 1 pick, I wouldn't think twice – it'd be Alaina Coates. I just think she's that talented." – Matt Insell, Ole Miss Head Coach



**The Staley Era**

In her ninth season at the South Carolina helm, head coach Dawn Staley has guided the program to unprecedented success not just in the SEC but on the national stage as well. Staley led the program to its first ever No. 1 ranking in both the AP and USA Today/Coaches Poll. She also delivered the first SEC regular-season and tournament championships.

**The Staley Era (2008-09 through present)**

**Wins**

30-Win Seasons	2
25-Win Seasons (includes 2016-17)	6
20-Win Seasons (includes 2016-17)	6
Winning Seasons (includes 2016-17)	8

**National Rankings**

Weeks in the AP Top 25	97
Weeks in the AP Top 10	70
Weeks in the AP Top 3	42
Weeks at AP No. 1	12

**Postseason**

NCAA Tournament Appearances (includes 2016-17)	6
NCAA Sweet 16s	4
NCAA Final Fours	1

**In the SEC**

Regular-Season Championships	4
Regular-Season Top 5 Finishes	7
Tournament Championships	3
Double-Digit Wins	6

**Pre-Staley in the SEC (1991-92 through 2007-08)**

**Wins**

30-Win Seasons	0
25-Win Seasons	1
20-Win Seasons	2
Winning Seasons	7

**National Rankings**

Weeks in the AP Top 25	32
Weeks in the AP Top 10	6
Weeks in the AP Top 3	0
Weeks at AP No. 1	0

**Postseason**

NCAA Tournament Appearances	2
NCAA Sweet 16s	1
NCAA Final Fours	0

**In the SEC**

Regular-Season Championships	0
Regular-Season Top 5 Finishes	2
Tournament Championships	0
Double-Digit Wins	1

**Pre-Staley All-Time (1974-75 through 2007-08)**

**Wins**

30-Win Seasons	1
25-Win Seasons	3
20-Win Seasons	9
Winning Seasons	21

**National Rankings**

Weeks in the AP Top 25	130
Weeks in the AP Top 10	31
Weeks in the AP Top 3	6
Weeks at AP No. 1	0

**Postseason**

NCAA Tournament Appearances	8
NCAA Sweet 16s	3
NCAA Final Fours	0

**In Conference (SEC and Metro 1983-84 thru 1990-91)**

Regular-Season Championships	5
Regular-Season Top 5 Finishes	10
Tournament Championships	3
Double-Digit Wins	5

replace five seniors, including three starters, from last season's squad. The Gamecocks' overall schedule is ranked the seventh-toughest in the nation based on opponent winning percentage (.635).

The slate included 12 games against teams ranked in the AP Top 25 this week, including four against this week's top-10 teams. Just three of those 12 games were home games for the Gamecocks.

### RPI Standing

The Gamecocks are currently third in the RPI behind UConn and Notre Dame, respectively.

Five other SEC teams are ranked in the RPI top 25 – Mississippi State (5), Kentucky (14), Tennessee (19) Texas A&M (22) and Missouri (25). LSU (37) and Auburn (45) round out the SEC teams in the top 50.

### National Recognition

The Gamecocks' frontcourt of senior Alaina Coates and junior A'ja Wilson has captured national attention all season long, beginning with espnW naming them the No. 9 and No. 1 player in the nation, respectively, coming into the 2016-17 campaign.

Named to ESPN's All-America First Team this week, Wilson continues to be in the running for national player of the year honors as a member of the Wooden National Ballot and the Naismith Trophy Semifinal list. She was also on the last Wade Trophy and USBWA Drysdale Award watch lists released.

Coates is also in the running for All-America status, ranking among the nation's top 20 in field goal percentage (3rd), rebounding (12th) and double-doubles (19th). She was on the Wooden Award and Naismith Trophy late-season watch lists.

### Basketball and Books

Junior guard Kaela Davis was named to the CoSIDA Academic All-District 4 First Team for her dual excellence on the court and in the classroom. Her selection marks the fourth-straight season a Gamecock has made an the team, and she is the eighth Gamecock all-time to earn the honors.

### Trust the Process

While South Carolina entered the season with lofty expectations based on its roster, head coach Dawn Staley knew that it would take time for her team to learn to play its best together. Through all the ups and downs, she encouraged them to trust the process of establishing their strengths and how they best suit the team.

The Gamecocks seem to be rounding into form just in time for postseason action, both individually and as a unit. The team's field goal percentage jumped from .466 in 2016 to .476 in SEC play and skyrocketed to 50.0 percent in the SEC Tournament.

Individually, junior forward A'ja Wilson lifted her scoring average from 16.4 points in 2016 to 18.2 in SEC action. She elevated again in the SEC Tournament, pouring in 19.7 points per game, including 26 in the semifinal against #20/24 Kentucky. Similarly, freshman Tyasha Harris came into her own in 2017. Averaging 4.6 points, 2.2 assists and 20.1 minutes in 2016, she turned in 5.9 points, 3.8 assists and 28.3 minutes per SEC contest. In SEC Tournament action, she posted 4.0 assists per game to go with 46.2 percent shooting in 29.0 minutes per game. The most recent improvement came from junior guard Kaela Davis, who had struggled down the stretch of SEC action, averaging 12.2 points on 36.5 percent shooting, to bounce back with 16.3 points per SEC Tournament game on 50.0 percent shooting.

### Diversified Assets

Five different Gamecocks have led the team in scoring at least once this season, led by A'ja Wilson's 19 games. Six have been the team's top rebounder – a list paced by Alaina Coates' 20. Even more diverse is the collection of assist leaders. While dominated by freshman point guard Tyasha Harris at 13, there are eight total Gamecocks who have led the team in at least one game.

### League Legends

The Gamecocks are the only team in the nation to boast two former WNBA All-Stars on their coaching staff in head coach Dawn Staley and assistant coach Nikki McCray-Penson. Five other programs tout multiple

WNBA alums – Miami, Notre Dame, Penn State, Texas and Vanderbilt – but only Beth Cunningham at Notre Dame and Tina Thompson at Texas earned All-Star status at least once in their time in the league.

South Carolina has the added bonus of its other two coaches – associate head coach Lisa Boyer and assistant coach Fred Chmiel – having WNBA coaching experience.

### U-S-A! U-S-A

South Carolina head coach Dawn Staley was named head coach of the U.S. Women's National Team, USA Basketball announced on March 10. She becomes 15th head coach for the squad and the first African-American.

### Not Just Another A

Junior forward A'ja Wilson was a finalist for every national player of the year award last season and is on track to repeat the feat this season having already earned spots as a Naismith Trophy semifinalist (10 selections) and on the Wooden Award National Ballot (15). One of five frontcourt players to make both lists, the two-time SEC Player of the Year can change the complexion of the game on both ends of the floor as a dynamic scorer, rebounder and shot blocker.

While it's impossible to truly measure players across the nation based solely on their averages as everyone plays different schedules, performances when facing ranked opponents may draw the most direct parallel. Here's a look at the raw numbers of those frontcourt players, all of whom led their teams to regular-season and tournament titles, in their games against ranked teams:

Player (Team-Gms)	PPG	RPG	MPG	Dbls	Team Rec.
Collier (UC-10)	20.60	8.10	32.10	2	10-0
Wilson (SC-10)	19.50	8.30	32.10	3	9-1
Jones (MD-4)	17.50	11.00	27.50	3	2-2
Turner (ND-10)	17.20	8.90	34.20	4	9-1
Williams (UC-10)	12.80	8.30	30.90	3	10-0

Wilson leads the group in blocked shots per game at 2.55 to rank 19th in the nation with Notre Dame's Brianna Turner next in line at 2.45 per game.

The best part of Wilson's season has come when the pressure has been at its peak, even as she increasingly became the focus of every scouting report.

In the last five games, with first the Gamecocks' fourth-straight SEC championship and then third-straight SEC Tournament title on the line, Wilson averaged 21.0 points over the stretch on 60.0 percent field goal shooting, pulled down 9.8 rebounds per game and blocked 4.2 shots per outing.

### Seeing Double

South Carolina center Alaina Coates ranks 19th in the nation with 15 double-doubles this season, and she is one of six players on a nationally ranked team to average a double-double this season.

Coates is third on the list in rebounds per game (11.71) while just fourth in average minutes (26.75).

To level the playing field of teams playing different schedules, a look at key stats for those six players against ranked opponents:

Player (Team-Gms)	PPG	RPG	MPG	FG%	Dbls
Coates (SC-9)	11.78	11.44	26.00	.607	5
Billings (UCLA-12)	15.92	10.92	35.67	.399	6
Jones (MD-4)	17.50	11.00	27.50	.763	3
Mavunga (OSU-4)	11.25	10.75	28.75	.600	1
Osahor (Wash.-7)	15.00	14.29	38.00	.434	5
Akhatov (UK-9)	12.89	10.00	31.00	.505	3

In breaking down those numbers, centers Coates and Brianna Jones of Maryland stand out in efficiency, beyond their lofty field goal percentages. Coates records

# ALLISHA GRAY

Junior • Guard



» Dawn Staley Award Midseason and Naismith Trophy Top 50 Preseason Watch Lists

» 25th in SEC in scoring – 12.5 ppg – on 49.5% FG ... second on team with 23 double-figure scoring games, including 14 of the last 18

» In SEC play – 13.0 ppg (20th), 4.7 rpg, 1.5 spg

» Averages 4.3 rebounds (13 games of five or more), 2.6 assists (9 games of 4 or more)

» Difference-maker in 2nd half of tight-game victories – 10.2 ppg, 65.5% FG

» Kicked off Gamecock career with 24 points at #7/6 Ohio State (Nov. 14) that included 10-of-18 FGs

» Found success in power forward spot against Georgia (Jan. 12) and LSU (Jan. 15) to grab tough rebounds and hit free throw to seal win over the Lady Bulldogs

» Poured in 16 third-quarter points against #4/4 Mississippi State (Jan. 23) to pull Gamecocks out of seven-point halftime deficit then sprinted to defend breakaway layup that kept team in front in final minute



either a rebound or a point for every 1.12 minutes on the court against a ranked team, while Jones posts one or the other every 0.97 minute on the court. Additionally, Coates' Gamecocks have eight wins in their nine games against ranked foes, while Jones' Terrapins were just 2-2 in such games.

For Coates, the excellence has been a career-long effort. She is the NCAA Div. I active leader in career rebounds (1,230) and double-doubles (57) with 15 of those double-doubles coming against a ranked opponent.

This season, she ranks among the nation's best in field goal percentage (3rd, .670), rebounds (12th, 10.7 rpg) – both of which lead the SEC – and double-doubles (19th, 15). She averages a double-double overall (12.9 ppg/11.1 rpg), in SEC play (12.7/11.1) and vs. ranked teams (11.8/11.4).

### Miscellaneous Stats

Triple-Doubles	2016-17	Career	Record
Alaina Coates	0	1	1-0

Double-Doubles	2016-17	Career	Record
Alaina Coates	15	57	54-3
A'ja Wilson	8	27	25-2
Kaela Davis	1	1	1-0

30+ Points	2016-17	Career	Record
Kaela Davis	1	1	1-0
A'ja Wilson	1	1	1-0

20+ Points	2016-17	Career	Record
A'ja Wilson	11	23	21-2
Kaela Davis	5	5	5-0
Alaina Coates	4	16	15-1
Allisha Gray	2	2	2-0
Bianca Cuevas-Moore	1	3	3-0

10+ Points	2016-17	Career	Record
A'ja Wilson	27	84	75-9
Allisha Gray	23	23	20-3
Alaina Coates	19	91	87-4
Kaela Davis	19	19	17-2
Bianca Cuevas-Moore	10	26	24-2
Tyasha Harris	4	4	4-0
M. Herbert Harrigan	4	4	4-0
Donyah Clincy	1	2	2-0
Tiffany Davis	0	1	1-0

10+ Rebounds	2016-17	Career	Record
Alaina Coates	17	66	63-3
A'ja Wilson	8	28	26-2
Kaela Davis	2	2	2-0
M. Herbert Harrigan	1	1	1-0

5+ Assists	2016-17	Career	Record
Tyasha Harris	10	10	9-1
Allisha Gray	5	5	4-1
Bianca Cuevas-Moore	3	9	9-0
Kaela Davis	3	3	3-0
Donyah Clincy	2	2	2-0
A'ja Wilson	1	1	1-0
Alaina Coates	0	1	1-0

5+ Steals	2016-17	Career	Record
Bianca Cuevas-Moore	2	3	3-0
Allisha Gray	1	1	1-0
A'ja Wilson	1	1	109
Tiffany Davis	0	1	1-0

5+ Blocks	2016-17	Career	Record
A'ja Wilson	3	10	9-1
Alaina Coates	0	4	4-0

### Alai-ja Awaits

Opponents may be inclined to think of the paint as the Gamecock-owned continent of Alai-ja as senior center Alaina Coates and junior forward A'ja Wilson have firmly planted the flag in the lane on both ends of the court. Both earned First-Team All-SEC honors from the league's coaches and were on the Naismith Top 30 and Wooden Award Late Season Top 20 lists. In the preseason, ESPN tapped Wilson as the top player in the nation this season as well, naming Coates the No. 9 player.

This season, despite one or the other missing five games and limited in two others as they returned from injuries, the pair combines to average 28.2 points and 16.8 rebounds while shooting a combined 61.9 percent from the field. In 10 games against ranked opponents, those averages rise to 30.1 points, accounting for 39.9 percent of the offense, and 18.6 rebounds. Not just one-dimensional threats, the duo also averages 2.8 assists this season and one or the other has led the team in assists six times this season. Defensively, they combine for 3.6 blocked shots per game.

Earning All-America and First-Team All-SEC status in 2015-16, the duo averaged a combined 27.3 points, 18.5 rebounds and 4.2 blocks. In the Gamecocks' 15 games against ranked opponents, the pair was even more dominant with 29.7 points per game, 20.3 rebounds per contest and 4.9 blocks per outing.

### Second Effort

South Carolina has found itself in a single-digit game at halftime 14 times this season. The Gamecocks were in the lead in nine of those games, tied once and trailed four times – one of which they came back to win (Mississippi State, Jan. 23).

A look at the breakdown of the 10 victories in those

games, which the Gamecocks ended up winning by 11.2 points per game:

Half	PPG	FG%	3FG%	FT/Half	Paint
1st	33.9	.429	.211	7.5	188
2nd	40.4	.463	.404	12.9	162

The Gamecock making the biggest leap when it comes down to winning is junior guard Allisha Gray. In the 10 wins, the quiet scorer who is always ready to do

### Games Led Team In...

(Tied for team lead in each category included)

Scoring	2016-17	Career	Record
A'ja Wilson	19	49	53-6
Alaina Coates	9	28	26-2
Kaela Davis	5	5	5-0
Bianca Cuevas-Moore	2	5	5-0
Allisha Gray	1	1	1-0

Rebounding	2016-17	Career	Record
Alaina Coates	20	78	72-6
A'ja Wilson	11	34	31-3
Donyah Clincy	2	2	2-0
Allisha Gray	2	2	1-1
Kaela Davis	1	1	0-1
M. Herbert Harrigan	1	1	1-0

Assists	2016-17	Career	Record
Tyasha Harris	13	13	13-0
Allisha Gray	7	7	5-2
Bianca Cuevas-Moore	6	17	16-1
Kaela Davis	6	6	6-0
Alaina Coates	3	6	6-0
A'ja Wilson	3	4	4-0
Donyah Clincy	2	2	2-0
M. Herbert Harrigan	1	1	1-0

### 2016-17 Scoring Differentials

Largest lead in a win.....	by 57 (93-36), 4th-1:37, vs. Saint Peter's, 11/22
Largest deficit overcome to win.....	by 9 (26-35), 2nd-0:24, vs. Mississippi State, 1/23
Largest lead given up in a loss.....	by 11 (16-5), 1st-3:46, at Duke, 12/4
Largest deficit in a loss.....	by 16 (50-66), 4th-2:15, at UConn, 2/13

## KAELA DAVIS

### Junior • Guard

» CoSIDA Academic All-District 4

» Explosive scorer, athletic, capable of playing variety of spots

» Averaged 16.3 points on 50.0 percent shooting in SEC Tournament to earn spot on All-Tournament Team

» Burst into Carolina career with 37 points at #7/6 Ohio State (Nov. 14) most points ever by Gamecock vs. ranked opponent



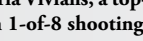







» 5 20-point games, 19 games of 10+ points, 2 10+ rebound games

» 27th in SEC in scoring (12.2ppg) and 8th in 3s/game (1.6)

» Shot 6-of-10 from 3-point range against Minnesota (Dec. 11)

» Called her own number to defend Mississippi State's Victoria Vivians, a top-5 scorer in the SEC, in 2nd half, limiting her to five points on 1-of-8 shooting in final 20 minutes of tight Gamecock victory (Jan. 23)

» Fastest player in Georgia Tech history to reach 1,000 career points (52 games) ... Two-time First-Team All-ACC selection



whatever the team needs, lifted her scoring average from 3.8 points per first half to 10.2 per second half and her field goal percentage from .333 (13-of-39) to .655 (36-of-55), which includes a 3-point range jump from 11.1 percent (1-of-9) to 41.7 percent (5-of-12).

### **They're Free, Take Two!**

South Carolina ranks among the nation's top 15 in free throws attempted (11th, 701) and made (11th, 494). The Gamecocks average 15.9 made free throws per game, while opponents average just 14.0 ATTEMPTS.

In 12 games this season, at least 25.0 percent of the Gamecocks' points have come from the free throw line, including six of the nine wins over nationally ranked opponents. Free throws accounted for a season-high 39.5 percent (30-76) of the Gamecocks' points at #14/15 Texas (Dec. 1).

### **Location, Location, Location**

The Gamecocks average 38.1 points in the paint this season, making up 50.0 percent of their offense. Only three opponents have out-scored South Carolina in the paint this season – Duke (42-32, 12/3/16), Tennessee (38-26, 1/20/17) and UConn (34-26, 2/13/17). The Gamecocks are out-pacing their opponents in that space by 13.9 points per game. Their interior advantage has been at least 20 points 11 times, including a season-high 44 against Maine (Nov. 21).

### **Blocking Scheme**

South Carolina leads the SEC and ranks 13th in the nation with 5.8 blocked shots per game and have blocked double-digit shots twice this season – 11 vs. Clemson (Dec. 15), 10 vs. Alabama (Jan. 1). The two driving forces of that defensive movement are also the program's all-time career blocked shot leaders – A'ja Wilson (242) and Alaina Coates (210).

Wilson broke the program's career blocks record earlier this season (vs. Saint Peter's, Nov. 22) but could hardly celebrate with Coates nipping at her heels. Wilson moved into the SEC lead with her 16 blocks in the SEC Tournament and now stands 19th in the nation with 2.6 blocks per game. Coates is at 1.4 per game for fifth in the league, and freshman Mikiah Herbert Harrigan is following in her frontcourt mentors' footsteps, ranking 11th in the league with 1.1 blocks per game, which includes three games of three or more blocks.

### **To Three, or Not to Three**

South Carolina added a pair of outside threats with junior transfers Kaela Davis and Allisha Gray, but the Gamecocks' offensive strategy continues to center on the paint. In fact, the addition of the outside weapons has made South Carolina less reliant on the 3-point shot for scoring this season than last.

This season's 159 3s account for 20.2 percent of the Gamecocks' total offense, which is LESS than last season when the 190 3s made up 22.1 percent of the offense.

Interestingly, reliance on outside shooting decreases dramatically against ranked opponents. In 10 games against top-25 foes this season, South Carolina's 38 3-pointers made up just 15.1 percent of its 754 points, which is much lower than the 18.0 percent of the offense in 15 games against ranked foes last season.

The five-game absence of one of the Gamecocks' All-America frontcourt starters also did not increase the Gamecocks' desire to line it up from outside the arc. In the two games without Wilson and three others without Coates in the lineup, 19.9 percent of South Carolina's points came from long range compared to 20.2 percent in the games both have played.

### **20/20 Vision**

Five different Gamecocks have recorded at least one 20-point game this season – A'ja Wilson (11), Kaela Davis (5), Alaina Coates (4), Allisha Gray (2)

and Bianca Cuevas-Moore (1) – across 17 games this season. Two Gamecocks have reached that mark in the same game five times, marking the most such games in a season since 1990-91 also saw five such game. Seven

### **Team Specialty Stats**

*South Carolina-Opponent*

	Pts. in Paint	Pts. Off TOs	2nd Chance Pts	Fast Break Pts
11/14 at OSU	44-30	16-17	13-12	18-12
11/20 HU	46-20	35-2	23-7	12-3
11/21 Maine	52-8	20-7	14-2	11-0
11/22 SPU	50-14	30-8	17-9	26-0
11/27 vs. UL	40-24	18-15	20-5	14-2
12/1 at Texas	34-30	14-7	14-16	2-8
12/4 at Duke	32-42	18-28	14-15	9-12
12/11 Minn.	42-12	12-11	20-21	18-9
12/15 Clem.	50-26	10-6	21-8	13-4
12/18 UCLA	40-34	5-15	19-12	8-14
12/21 at SSU	42-8	21-4	22-5	20-4
1/1 Ala.	54-14	36-14	18-5	19-6
1/5 at Aub.	22-18	9-15	9-12	4-2
1/8 at Fla.	44-34	21-14	23-15	8-6
1/12 UGa	24-24	14-11	9-17	12-6
1/15 at LSU	38-24	20-10	13-8	8-4
1/19 Miss.	38-30	22-6	14-4	6-6
1/23 MSU	32-32	13-12	15-13	2-4
1/26 at UGa	20-18	13-10	9-5	6-2
1/30 Tenn.	26-38	7-12	8-9	8-18
2/2 at UK	34-20	15-15	11-10	2-4
2/5 at Ark.	40-18	22-15	15-15	9-2
2/9 Aub.	34-6	12-8	14-3	4-0
2/13 at UConn	26-34	15-19	12-16	2-12
2/16 Vandy	50-10	24-7	9-18	18-6
2/19 at Mizz.	32-30	26-19	7-11	4-4
2/23 at TAM	54-22	18-7	7-5	18-4
2/26 UK	42-32	11-5	8-10	2-17
3/3 vs. UGa	22-22	22-11	8-7	0-0
3/4 vs. UK	48-46	11-10	6-18	4-0
3/5 vs. MSU	30-30	12-15	2-13	4-2
<i>Season Avg.</i>	<i>38.1-24.2</i>	<i>17.5-11.5</i>	<i>13.4-10.5</i>	<i>9.4-5.6</i>
<i>SEC Avg.</i>	<i>36.5-23.1</i>	<i>17.7-11.2</i>	<i>11.8-10.0</i>	<i>8.1-5.7</i>

### **Starters vs. Bench Points**

	SC Starters	Opp. Starters	SC Bench	Opp. Bench
11/14 at OSU	85	76	7	4
11/20 HU	71	23	21	15
11/21 Maine	53	16	26	26
11/22 SPU	68	28	25	10
11/27 vs. UL	68	34	15	25
12/1 at Texas	64	47	12	20
12/4 at Duke	60	62	3	12
12/11 Minn.	59	37	39	21
12/15 Clem.	68	43	15	18
12/18 UCLA	56	46	10	11
12/21 at SSU	48	22	22	8
1/1 Ala.	72	33	21	12
1/5 at Aub.	46	34	27	13
1/8 at Fla.	70	50	11	12
1/12 UGa	41	49	25	14
1/15 at LSU	76	55	8	6
1/19 Miss.	50	39	15	7
1/23 MSU	61	41	3	20
1/26 at UGa	46	34	16	10
1/30 Tenn.	56	68	18	8
2/2 at UK	65	56	10	7
2/5 at Ark.	60	18	19	31
2/9 Aub.	56	22	4	19
2/13 at UConn	44	59	11	7
2/16 Vandy	60	25	22	26
2/19 at Mizz.	46	54	14	8
2/23 at TAM	63	63	17	1
2/26 UK	74	69	21	18
3/3 vs. UGa	53	38	19	10
3/4 vs. UK	71	77	18	0
3/5 vs. MSU	51	30	8	19
<i>Season Avg.</i>	<i>60.0</i>	<i>43.5</i>	<i>16.2</i>	<i>13.5</i>
<i>SEC Avg.</i>	<i>58.9</i>	<i>44.4</i>	<i>15.7</i>	<i>13.2</i>

# **TYASHA HARRIS**

## **Freshman • Guard**

### » SEC All-Freshman Team

» Poise and command of the point guard position moved her into permanent starting role at beginning of SEC play

» In SEC play, ranked ninth in assists per game (3.8), 4th in assist-to-turnover ratio (2.4) – both are best among league freshmen

» 10 games handing out five or more assists, including four vs ranked teams

» Committed more than two turnovers just six times in 31 games

» In 10 games against ranked opponents, averaged 3.5 assists and continued poise with 2.1 assist-to-turnover ratio

» Scored in double figures four times, including at #14/15 Texas (Dec. 1)

» Dished out six assists in first career start (Minnesota, Dec. 11), first career SEC start (Alabama, Jan. 1) and in SEC Tournament debut (Georgia, Mar. 3)

» Ranked No. 8 point guard in 2016 recruiting class ... won three straight state championships and a gold medal in 2016 FIBA U18 Americas Championship





games in the 1985-86 season and 10 games in the 1988-90 campaign had multiple 20-point scorers.

### Four x 1,000

South Carolina boasts four 1,000-point scorers on this season's roster, led by junior transfer Kaela Davis (1,624 – includes 1,246 at Georgia Tech). Senior center Alaina Coates (1,603) is next in line with juniors A'ja Wilson (1,527) and Allisha Gray (1,441 – includes 1,053 at North Carolina) just behind.

### Helping Hands

South Carolina head coach Dawn Staley likes to say that with good movement, the ball will find who is supposed to shoot it on any given possession. With four 1,000-point scorers on this season's team, many observers wondered how the quartet would abide that philosophy.

Returns are good as the Gamecocks are second in the SEC with 15.2 assists per game and have assisted on at least half their field goals 24 times in 31 games, including four games assisting on at least two-thirds of their made baskets – vs. Minnesota (Dec. 11), at Auburn (Jan. 5), at Kentucky (Feb. 2) and against Auburn (Feb. 9).

Of the Gamecocks' 15.2 assists per game, the quartet of 1,000-point scorers account for 7.7 assists per game of that average with Allisha Gray leading the group at 2.6 and Kaela Davis handing out 2.3 per game.

Freshman point guard Tyasha Harris moved into the team lead in the category against Tennessee (Jan. 30) and now has 10 games of five or more assists to average 3.2, which ranks 14th in the league. Her 2.0 assist-to-turnover ratio is fifth-best in the conference. In SEC action, the first-year guard was ninth with 3.8 assists per game while holding fourth in assist-to-turnover ratio at 2.4.

### Quarter Breakdown

Through 31 games this season, South Carolina has out-scored its opponent in all but 32 quarters. The Gamecocks have out-paced their opponent by double digits 32 times in the 124 quarters, including a season-

high differential of 25 points (37-12) in the first quarter against Saint Peter's (Nov. 22). In SEC action, the 23-point advantage in the first quarter at Auburn (Jan. 5) was a season high.

South Carolina has shot at least 50.0 percent from the field 55 times in its 124 quarters of action, including every quarter of the season finale against #22/- Kentucky (Feb. 26). The Gamecocks shot a season-best 72.2 percent in the first quarter against #20/24 Kentucky in the SEC Tournament semifinals. The Gamecocks' 37 points in the first quarter against Saint Peter's are the most for the program since the NCAA went to the format for the 2015-16 season.

Defensively, South Carolina has held an opponent to single digits in a quarter 27 times this season, including six quarters of five or fewer points. An opponent has shot 20.0 percent or less from the field in 23 quarters, including three under 10.0 percent (6.3% by Vanderbilt, 4th qtr., 2/16/17; 7.1% by Florida, 2nd qtr., 1/8/17; 8.3% by Auburn, 4th qtr., 1/5/17).

Here's a more detailed look at the quarter-by-quarter production for the Gamecocks this season:

Qtr.	SC/Opp Avg. Pts	SC/Opp FG%	Avg. Pts. Margin
1	19.8/13.2	.470/.353	+6.7
2	19.5/14.0	.486/.364	+5.5
3	18.6/14.3	.495/.349	+4.4
4	18.2/15.5	.426/.355	+2.6

Individually, junior guard Kaela Davis leads the Gamecocks with six double-digit scoring quarters and has the highest-scoring quarter this season with 19 points in the first at Auburn (Jan. 5). Allisha Gray and A'ja Wilson each have four double-digit scoring quarters, and Alaina Coates has posted three.

### Fresh Faces

Five new Gamecocks joined the fold this season with the four freshmen taking the court right away. Junior forward Alexis Jennings will sit out this season due to NCAA transfer rules.

Guard Tyasha Harris (Noblesville, Ind.) headlines the freshman class, coming off a summer spent helping the U.S. to its seventh-straight gold medal in the FIBA

U18 Americas Championship. Araion Bradshaw (Hyde Park, Mass.) and Victoria Patrick (Orlando, Fla.) join her in the guard spot. Bradshaw is point guard with good court vision, and Patrick comes in as a scorer to help stretch the floor. Forward Mikiah Herbert Harrigan rounds out the class, bringing athleticism, speed and perimeter shooting to the team.

The quartet combines to play 50.3 minutes per game, while contributing 11.8 points per game. Harris leads the group in both minutes at 25.6 per game and in scoring (5.4 ppg). She was also the first of the group to earn a starting spot (Dec. 11 vs. Minnesota). Herbert Harrigan is just behind Harris in scoring with 4.9 points per game and earned the start against Georgia (Jan. 15), creating the first freshman tandem in a Gamecock starting lineup since the 2009-10 season.

### Great Gamecock Fans

With over 10,000 season-ticket holders for the second-straight season, South Carolina leads the nation in average attendance at 12,853 and is the only program drawing at least 10,000 fans per game.

The Gamecocks have posted the highest average attendance at the end of the last two seasons and enjoyed steady fan growth over the last five years – 3,952 in 2012-13; 6,371 in 2013-14; 12,293 in 2014-15; 14,364 in 2015-16.

South Carolina fans have proven they'll travel to see their Gamecocks as well. In the Dec. 4 game at Duke, the Blue Devils reported attendance of 6,036 after drawing just 3,112 prior to the contest. On Dec. 21, Savannah State drew 1,411 for its game against South Carolina despite averaging just 790 before that.

In last week's SEC Tournament in Greenville, S.C., Gamecock fans helped lift attendance in the championship game to 7,715 – more than other Power 5 conference finals and more than the American Athletic Conference final with UConn in nearby Uncasville, Conn. (6,488).

### USA Basketball Connection

At least one Gamecock has donned the red, white and blue for USA Basketball in each of the last three

# THE GAMECOCKS' TWIN TOWERS

Junior  
A'ja  
Wilson

» "We knew exactly what they were going to do, and we still couldn't stop it. They imposed their will with their inside game. I do think they have the best front line in the country, and they did a good job playing to their strengths." – Cori Close, UCLA Head Coach

» "They're a really powerful team. They are extremely talented, so gifted, and in our league there are some teams that maybe have some size and some big kids. But Wilson and Coates are just a different level of athletes." – Matthew Mitchell, Kentucky Head Coach

» "Their length and size, and the skill of those two kids – Wilson and Coates. They don't drop balls' they get them, hit easy stick-backs. Their tough. They can move. They can run. There's not another team in the country that can put two on the floor like that." – Jimmy Dykes, Arkansas Head Coach

» "We got a little lost [defensively] when Wilson would drive to the basket, but she's unbelievable." – Holly Warlick, Tennessee Head Coach

» "[Coates] has a motor like I haven't seen in a long time. She doesn't worry about who [they're] playing. She just does it right because that's what you're supposed to do. I watch them on film; they're up 30 at the half, and she sprinting the floor every single time." – Jeff Walz, Louisville Head Coach

Senior  
Alaina  
Coates



summers, and the group has helped six U.S. teams to five gold medals and one bronze in that time. Former Gamecock Tiffany Mitchell got the streak started with her FIBA 3x3 World Championship gold in 2014, which A'ja Wilson and Dawn Staley matched with a gold in the 2014 FIBA U18 Americas Championship. Staley went on to assist on USA Basketball's FIBA World Championship gold-medal team that same year. The next summer, Wilson and Staley claimed the 2015 FIBA U19 World Championship gold.

The most recent medals came from freshman Tyasha Harris who steered the U18 team to gold in the FIBA U18 Americas Championship and junior transfer Alexis Jennings, who brought home bronze from the 2016 FIBA 3x3 World Championship.

### This is 30

With 30-point games already this season by juniors Kaela Davis (37 at #7/6 Ohio State, 11/14) and A'ja Wilson (31 at #14/15 Texas, 12/1), the Gamecocks have the most 30-point games in a season since 2002-03 when Jocelyn Penn recorded three such outings, none of which were against a ranked opponent.

The program record for 30-point games in a season is six with the most recent coming in 1994-95. In each of the three seasons with six 30-point games, every game was recorded by the same Gamecock. Shannon Johnson posted six in 1994-95 to duplicate her effort in 1993-94. Beth Hunt originally set the record with her six 30-point games in the 1989-90 campaign. The only 30-point outing against a ranked opponent in those three seasons was Beth Hunt's 34-point showing in a losing effort at then-No. 18 Southern Miss.

Individually, only eight 30-point games by a Gamecock have come against ranked opponents, including this season's showings from Davis and

## 2016-17 Roster

No.	Name	Pos.	Ht.	Yr.	Hometown/Last School
0	Victoria Patrick	G	5-8	Fr.	Orlando, Fla./Edgewater
1	Bianca Cuevas-Moore	G	5-6	Jr.	Bronx, N.Y./Nazareth Regional
3	Kaela Davis	G	6-2	Jr.	Suwanee, Ga./Georgia Tech
4	Doniyah Cliney	G	6-0	So.	Newark, N.J./Malcolm X Shabazz
10	Allisha Gray	G	6-0	Jr.	Sandersville, Ga./North Carolina
12	Araion Bradshaw	G	5-6	Fr.	Boston, Mass./Tabor Academy
15	Tiffany Davis	G	5-7	Sr.	Houston Texas/Westbury Christian
21	Mikiah Herbert Harrigan	F	6-2	Fr.	Pembroke Pines, Fla./Flanagan
22	A'ja Wilson	F	6-5	Jr.	Hopkins, S.C./Heathwood Hall
35	Alexis Jennings*	F	6-2	Jr.	Madison, Ala./Kentucky
41	Alaina Coates	C	6-4	Sr.	Irmo, S.C./Dutch Fork
52	Tyasha Harris	G	5-10	Fr.	Noblesville, Ind./Heritage Christian

\* indicates will sit out 2016-17 due to NCAA transfer rules

**Head Coach:** Dawn Staley

**Assoc. Head Coach:** Lisa Boyer; **Assistant Coaches:** Nikki McCray-Penson, Fred Chmiel

**Director of Coaching Offensive Analytics:** Melanie Balcomb

Wilson. Davis' 37 points is the most in a game against a ranked opponent and was the first since Johnson netted 35 against then-#5 Tennessee on Feb. 15, 1996, which until Davis' 37 was the highest-scoring game against a ranked opponent in program history.

Here's a list of the Gamecocks' individual 30-point games against a ranked opponent:

Pts.	Player	Opp.	Date
37	K. Davis	at #7/6 Ohio St.	11/14/16
35	S. Johnson	#5 Tennessee	2/15/96
34	B. Hunt	#18 Southern Miss	1/29/90
32	S. Johnson	#2 Tennessee	2/8/94
32	Ma. Williams	#22 Florida St.	2/4/91
32	K. Anderson	vs. #14 Memphis	3/4/78
31	A. Wilson	at #14/15 Texas	12/1/16
30	B. Southers	#19 Clemson	12/3/83

## Gamecocks Coming Soon!

Head coach Dawn Staley signed four in the early signing period, highlighted by three ESPN Top-100 players.

### Elisia (Lele) Grissett

**Durham, N.C./Hillside • Wing • 6-1**

A five-star player ranked No. 24 overall in the class, Grissett was an AP All-State First-Team selection in 2016. Her 21 points in the title game led Hillside to the 2017 PAC-6 championship, for which she earned conference player of the year honors. The athletic wing can drive, score through contact and attack the glass with an emerging perimeter game. She averaged 21.4 points, 11.0 rebounds, 3.4 assists, 2.9 steals and 2.7 blocks in 2016-17.

### Bianca Jackson

**Montgomery, Ala./Brewbaker Tech Magnet • Wing • 5-11**

Ranked No. 54 overall in the class, Jackson is a three-time ASWA First-Team All-State selection and the daughter of the Alabama State men's and women's basketball coaches. The 2017 Alabama Gatorade Player of the Year, she averaged 24.8 points, 7.8 rebounds and 5.2 assists as a senior. Jackson became the second girls player in Montgomery Public Schools history to reach 2,000 career points. She is playing in the Alabama-Mississippi All-Star Game.

### Haley Troup

**Gadsden, Ala./Gadsden • Guard • 5-9**

A First-Team ASWA 7A All-State selection as a junior, Troup is a combo guard who can handle the ball, pass with purpose in transition with a good shot off the dribble. She was the 2016 Gadsden Messenger Co-Player of the Year after averaging 17.9 points, 6.6 rebounds and 4.1 assists. She is playing in the Alabama-Mississippi All-Star Game.

### LaDazhia Williams

**Bradenton, Fla./Lakewood Ranch • Forward • 6-2**

A five-star player ranked No. 47 overall in the class, Williams earned a spot in the 2016 USA Basketball U18 National Team Trials. She earned Sarasota Herald-Tribune 8A Player of the Year honors this season. The agile forward with a face-up game who can finish with either hand averaged 19.6 points and 9.0 rebounds for Lakewood Ranch. She is the school's all-time leading scorer and rebounding.

### South Carolina's Record When...

	vs. Ranked	SEC	Post Season	All
Record.....	9-1	14-2	3-0	27-4
Playing a ranked opponent.....	9-1	3-0	2-0	9-1
Playing at home.....	3-0	7-1		13-1
Playing on the road.....	3-1	7-1		10-3
Playing at neutral site.....	3-0		3-0	4-0
Leading at half.....	7-0	13-1	3-0	25-1
Trailing at half.....	1-1	1-1	0-0	1-3
Tied at half.....	1-0	0-0	0-0	1-0
Playing an overtime game.....	0-0	0-0	0-0	0-0
0 players score in double figures.....	0-0			0-0
1 player scores in double figures.....	0-0			0-0
2 players score in double figures.....	2-0	2-1	1-0	3-1
3 players score in double figures.....	2-1	6-0	1-0	11-2
4 players score in double figures.....	3-0	3-1	1-0	7-1
5 players score in double figures.....	2-0	3-0		6-0
More than 5 players in double figures.....	0-0			0-0
Starters out-score opponent's starters.....	8-0	13-0	2-0	25-0
Starters equal/exceed opponent team total.....	5-0	10-0	2-0	20-0
Opponent's starters score equal/more.....	1-1	1-2	1-0	2-4
Bench out-scores opponent's bench.....	4-1	9-1	2-0	16-2
Opponent's bench scores equal/more.....	5-0	5-1	1-0	11-2
No reserve scores in double figures.....	4-0	8-1	1-0	14-2
At least one reserve scores in double figures.....	4-1	6-1	2-0	13-2
More than one reserve scores in double figures.....	0-0	0-0	0-0	0-0
Shooting 50% or better.....	3-0	7-0	1-0	11-0
Shooting between 40-49%.....	5-0	5-2	2-0	13-3
Shooting between 30-39%.....	1-1	2-0	0-0	3-1
Shooting less than 30%.....	0-0	0-0	0-0	0-0
Opponent shoots 50% or better.....	0-0	0-0	0-0	0-1
Opponent shoots between 40-49%.....	4-1	4-2	1-0	7-3
Opponent shoots between 30-39%.....	4-0	5-0	1-0	8-0
Opponent shoots less than 30%.....	1-0	5-0	1-0	12-0
Shooting better than opponent.....	9-0	12-0	3-0	25-0
Shooting worse than/equal to opponent.....	0-1	2-2	0-0	2-4
Having more FTs made than opponent.....	8-1	10-1	3-0	21-2
Having equal/less FTs made than opponent.....	1-0	4-1	0-0	6-2
Out-rebounding opponent.....	6-0	11-1	1-0	21-2
Having equal/less rebounds than opponent.....	3-1	3-1	2-0	6-2
Having fewer TOs than opponent.....	3-0	9-1	2-0	18-1
Having equal or more TOs than opponent.....	6-1	5-1	1-0	9-3
Attempting more FT than 3FG.....	8-0	11-2	3-0	22-2
Attempting equal/less FT than 3FG.....	1-1	3-0	0-0	5-2
Making 5 or more 3FGs.....	2-1	9-1	1-0	14-3
Making less than 5 3FGs.....	7-0	5-1	2-0	13-1
Making no 3 FGs.....	0-0	0-0	0-0	0-0
Attempting 15 or more 3FGs.....	2-1	7-1	0-0	11-3
Attempting less than 15 3FGs.....	7-0	7-1	3-0	16-1
No South Carolina players foul out.....	8-1	12-1	3-0	22-3
One or more SC players foul out.....	1-0	2-1	0-0	5-1
No opposing players foul out.....	1-0	8-2	2-0	15-3
One or more opposing players foul out.....	8-1	6-0	1-0	12-1

	vs. Ranked	SEC	Post Season	All
Assist on at least half of field goals made.....	7-1	11-0	3-0	22-2
Assist on at least 2/3 of field goals made.....	1-0	3-0	0-0	4-0
Assist on less than half of field goals made.....	2-0	3-2	0-0	5-2
Scoring more pts. in paint than opponent.....	7-0	12-1	1-0	23-1
Scoring equal/less pts. in paint than opp.....	2-1	2-1	2-0	4-3
Scoring more pts. off TOs than opponent.....	5-0	12-1	2-0	22-1
Scoring equal/less pts. off TOs than opp.....	4-1	2-1	1-0	5-3
Scoring more 2nd-chance pts.....	5-0	9-0	1-0	18-0
Scoring equal/less 2nd-chance pts.....	4-1	5-2	2-0	9-4
Scoring more fast break pts.....	4-0	10-0	2-0	20-0
Scoring equal/less fast break pts.....	5-1	4-2	1-0	7-4
Wearing white uniforms.....	6-0	7-2	3-0	16-2
Wearing black uniforms.....	2-0	4-0		7-1
Wearing garnet uniforms.....	1-1	2-0		3-1
Wearing pink uniforms.....	0-0	1-0		1-0
Playing in November.....	2-0			5-0
Playing in December.....	2-0			5-1
Playing in January.....	1-0	8-1		8-1
Playing in February.....	2-1	6-1		6-2
Playing in March.....	2-0		3-0	3-0
Playing during the day.....	4-0	5-1	2-0	11-2
Playing at night.....	5-1	9-1	1-0	16-2
Playing on Sunday.....	4-0	5-1	1-0	10-2
Playing on Monday.....	2-1	1-1		3-2
Playing on Tuesday.....	0-0			1-0
Playing on Wednesday.....	0-0			1-0
Playing on Thursday.....	2-0	8-0		10-0
Playing on Friday.....	0-0		1-0	1-0
Playing on Saturday.....	1-0		1-0	1-0
Margin is less than 5 pts.....	1-0	2-2		2-2
Margin is between 5-9.....	3-0	1-0		3-0
Margin is between 10-19.....	4-1	6-0	2-0	9-2
Margin is between 20-29.....	1-0	2-0	1-0	5-0
Margin is between 30-39.....	0-0	2-0		3-0
Margin is between 40-49.....	0-0	1-0		3-0
Margin is 50 pts. or more.....	0-0	0-0		2-0
Having a 20-pt. scorer.....	8-0	9-1	2-0	16-1
Having a 30-pt. scorer.....	2-0	0-0	0-0	2-0
Scoring 49 points or less.....	0-0	0-0		0-0
Scoring 50-59 points.....	1-1	0-0	1-0	1-1
Scoring 60-69 points.....	2-0	5-1		6-2
Scoring 70-79 points.....	2-0	3-1	1-0	7-1
Scoring 80-89 points.....	2-0	4-0	1-0	7-0
Scoring 90-99 points.....	2-0	2-0		6-0
Scoring 100 points or more.....	0-0	0-0		0-0
Opponent scores 49 points or less.....	1-0	6-0	2-0	12-0
Opponent scores 50-59 points.....	2-0	1-0		4-0
Opponent scores 60-69 points.....	3-1	6-1		7-2
Opponent scores 70-79 points.....	1-0	0-1	1-0	1-2
Opponent scores 80-89 points.....	2-0	1-0		2-0
Opponent scores 90-99 points.....	0-0	0-0		0-0
Opponent scores 100 points or more.....	0-0	0-0		0-0



## 2016-17 Team High/Low - All Games

South Carolina Highs	South Carolina Lows	Category	Opponent Lows	Opponent Highs
98 vs. Minnesota, 12/11	55 at UConn, 2/13	Points in Game	30, at Savannah St., 12/21	87, Kentucky, 2/26
64 (1st) vs. Saint Peter's, 11/22	23 (1st) at Georgia, 1/26	Points in a Half	12 (1st), at Savannah St., 12/21 12 (2nd), Hampton, 11/20	47 (2nd), Kentucky, 2/26
37 (1st) vs. Saint Peter's, 11/22	6 (1st) vs. UCLA, 12/18	Points in a Quarter	4 (4th), vs. Mississippi State, 3/5 4 (4th), Saint Peter's, 11/22 4 (4th), Hampton, 11/20	32 (4th), Kentucky, 2/26
38 vs. Minnesota, 12/11	20 at UConn, 2/13 20 at Georgia, 1/26 20 vs. Mississippi State, 1/23	Field Goals Made	11, at Savannah St., 12/21	30, Kentucky, 2/26 30, at Duke, 12/4
72 vs. Minnesota, 12/11	42 vs. Mississippi State, 1/23	Field Goal Attempts	47, Auburn, 2/9	78, UCLA, 12/18
.618 (34-55) vs. Kentucky, 2/26	.333 (22-66) vs. UCLA, 12/18	FG Percentage	.216 (11-51), at Sav. St., 12/21	.500 (30-60), at Duke, 12/4
16 vs. Minnesota, 12/11	1 vs. UCLA, 12/18	3-Point FG Made	0, vs. Mississippi State, 3/5	10, Minnesota, 12/11
33 vs. Minnesota, 12/11	3 vs. UCLA, 12/18	3-Point FG Attempts	6, at LSU, 1/15	29, at Arkansas, 2/5
.500 (14-28), at Auburn, 1/5	.154 (2-13) at Savannah St., 12/21	3-Point FG Percentage	.000 (0-15), vs. Miss. St., 3/5	.467 (7-15), Georgia, 1/12
30 at Texas, 12/1	3 at Auburn, 1/5	Free Throws Made	2, Saint Peter's, 11/22	17, Clemson, 12/15 17, at Ohio State, 11/14
41 at Ohio State, 11/14	4, at Auburn, 1/5	Free Throw Attempts	2, Saint Peter's, 11/22	24, at Ohio State, 11/14
.938 (15-16) at Texas A&M, 2/23	.484 (15-31) vs. Vanderbilt, 2/16	FT Percentage	.333 (3-9), Mississippi State, 1/23	1.00 (10-10), at UConn, 2/13
54 vs. UCLA, 12/18	26 vs. Kentucky, 3/4 26 at Missouri, 2/19	Rebounds	24, Saint Peter's, 11/22	47, UCLA, 12/18
29 vs. Minnesota, 12/11	5 at Texas, 12/1	Assists	3, at Savannah St., 12/21	20, at UConn, 2/13
17 vs. Saint Peter's, 11/22	4 at Auburn, 1/5 4 vs. UCLA, 12/18	Steals	2, Kentucky, 3/4 2, at Texas A&M, 2/23 2, Vanderbilt, 2/16 2, at Ohio State, 11/14	14, at Duke, 12/4
11 vs. Clemson, 12/15	3 at Duke, 12/4	Blocked Shots	1, at LSU, 1/15 1, at Auburn, 1/5 1, at Savannah St., 12/21 1, Saint Peter's, 11/22	9, at Texas, 12/1
19 at Duke, 12/4	5 vs. Vanderbilt, 2/16	Turnovers	9, Tennessee, 1/30 9, Mississippi State, 1/23 9, UCLA, 12/18	24, Hampton, 11/20
22 at Florida, 1/8 22 at Ohio State, 11/14	4 vs. Saint Peter's, 11/22	Fouls	9, at Savannah St., 12/21	29, at Texas, 12/1 29, at Ohio State, 11/14

## 2016-17 Team High/Low - SEC Games Only

South Carolina Highs	South Carolina Lows	Category	Opponent Lows	Opponent Highs
95 vs. Kentucky, 2/26	60 at Missouri, 2/19 60 vs. Auburn, 2/9	Points in Game	41, Auburn, 2/9	87, Kentucky, 2/26
52 (2nd) vs. Alabama, 1/1	23 (1st) at Georgia, 1/26	Points in a Half	15 (1st) at Georgia, 1/26	47 (2nd), Kentucky, 2/26
31 (3rd) vs. Alabama, 1/1	10 (2nd) vs. Tennessee, 1/30	Points in a Quarter	5 (2nd), at Florida, 1/8	32 (4th), Kentucky, 2/26
10 (2nd) vs. Georgia, 1/12				
34 vs. Kentucky, 2/26	20 at Georgia, 1/26	Field Goals Made	12, Vanderbilt, 2/16	30, Kentucky, 2/26
34 vs. Alabama, 1/1	20 vs. Mississippi State, 1/23			
69 at Florida, 1/8	42 vs. Mississippi State, 1/23	Field Goal Attempts	47, Auburn, 2/9	67, Kentucky, 2/26
.618 (34-55) vs. Kentucky, 2/26	.351 (20-57) at Georgia, 1/26	FG Percentage	.222 (12-53), Vanderbilt, 2/16	.492 (29-59), Tennessee, 1/30
14 at Auburn, 1/5	2 vs. Kentucky, 2/26 2 vs. Ole Miss, 1/19	3-Point FG Made	1, at Georgia, 1/26 1, at LSU, 1/15	9, Kentucky, 2/26
28 at Auburn, 1/5	7 vs. Kentucky, 2/26	3-Point FG Attempts	6, at LSU, 1/15	29, at Arkansas, 2/5
.500 (14-28) at Auburn, 1/5	.167 (3-18) at Missouri, 2/19 .167 (3-18) vs. Vanderbilt, 2/16	3-Point FG Percentage	.100 (1-10), at Georgia, 1/26	.467 (7-15), Georgia, 1/12
25 vs. Kentucky, 2/26	3 at Auburn, 1/17	Free Throws Made	3, at Georgia, 1/26 3, Mississippi State, 1/23	23, vs. Vanderbilt, 2/16
34 vs. Kentucky, 2/26	4 at Auburn, 1/5	Free Throw Attempts	8, Auburn, 2/9 8, at Arkansas, 2/5 8, at Georgia, 1/26	28, vs. Vanderbilt, 2/16
.938 (15-16) at Texas A&M, 2/23	.484 (15-31) vs. Vanderbilt, 2/16	FT Percentage	.333 (3-9), Mississippi State, 1/23	.875 (7-8), at Arkansas, 2/5
48 at Florida, 1/8	26 at Missouri, 2/19	Rebounds	27, Alabama, 1/1	42, at Florida, 1/8
20 at Auburn, 1/5	9 26 at Missouri, 2/19	Assists	6, at Auburn, 1/5	19, Georgia, 1/12
13 at Texas A&M, 2/23	4 vs. Kentucky, 2/26	Steals	2, at Texas A&M, 2/23 2, Vanderbilt, 2/16	8, Auburn, 2/9 8, Mississippi State, 1/23 8, at LSU, 1/15
13 vs. Georgia, 1/12	4 at Auburn, 1/5			
13 at Florida, 1/8				
10 vs. Alabama, 1/1	1 vs. Georgia, 1/12	Blocked Shots	0, at Kentucky, 2/2	5, at Georgia, 1/26
17 at Kentucky, 2/2	5 vs. Vanderbilt, 2/16	Turnovers	9, Kentucky, 2/26 9, Tennessee, 1/30 9, Mississippi State, 1/23	22, at Florida, 1/8 22, Alabama, 1/1
22 at Florida, 1/8	10 vs. Auburn, 2/9	Fouls	11, Auburn, 2/9 11, at Auburn, 1/5	28, Vanderbilt, 2/16

## 2016-17 Individual Superlatives - All Games

Category	South Carolina	Opponent
<b>Points in Game</b>	37 by Kaela Davis at Ohio State, 11/14	31 by Makayla Epps, Kentucky, 3/4
<b>Points in a Half</b>	22 (2nd) by Kaela Davis at Ohio State, 11/14	20 (2nd) by Sophie Cunningham, at Missouri, 2/19
<b>Points in a Quarter</b>	19 (1st) by Kaela Davis at Auburn, 1/5	12 (4th) by Makayla Epps, at Kentucky, 2/2
<b>Field Goals Made</b>	12 by A'ja Wilson at Texas, 12/1 12 by Alaina Coates vs. Hampton, 11/20	12 by Makayla Epps, Kentucky, 3/4
<b>Field Goal Attempts</b>	21 by Kaela Davis at Ohio State, 11/14	26 by Makayla Epps, Kentucky, 3/4
<b>FG Percentage</b>	.889 (8-9) by Alaina Coates at Kentucky, 2/2 .889 (8-9) by Alaina Coates vs. Saint Peter's, 11/22	.800 (8-10) by Mercedes Russell, Tennessee, 1/30
<b>3-Point FG Made</b>	6 by Kaela Davis vs. Minnesota, 12/11	4 Rebecca Greenwell, at Duke, 12/4
<b>3-Point FG Attempts</b>	10 by Kaela Davis vs. Minnesota, 12/11	11 by Kelsey Mitchell, at Ohio State, 11/14
<b>3-Point FG Percentage</b>	1.00 (4-4) by Kaela Davis vs. Saint Peter's, 11/22	.750 (3-4) by Curtyce Knox, at Texas A&M, 2/23 .750 (3-4) by Dominique Dillingham, Mississippi State, 1/23 .750 (3-4) by Julie Brosseau, Maine, 11/21
<b>Free Throws Made</b>	14 by A'ja Wilson vs. Hampton, 11/20	12 by Jamie Nared, Tennessee, 1/30
<b>Free Throw Attempts</b>	16 by Kaela Davis at Ohio State, 11/14	15 by Jamie Nared, Tennessee, 1/30
<b>FT Percentage</b>	1.00 (14-14) by A'ja Wilson vs. Hampton, 11/20	1.000 (9-9) by Taylor Murray, Kentucky, 2/26
<b>Rebounds</b>	19 by Alaina Coates at Arkansas, 2/5	22 by Monique Billings, UCLA, 12/18
<b>Assists</b>	8 by Tyasha Harris vs. Kentucky, 2/26	10 by Curtyce Knox, at Texas A&M, 2/23
<b>Steals</b>	5 by A'ja Wilson vs. Vanderbilt, 2/16 5 by Allisha Gray at Savannah State, 12/21 5 by Bianca Cuevas-Moore vs. Saint Peter's, 11/22	5 by Leaonna Odom, at Duke, 12/4
<b>Blocked Shots</b>	7 by A'ja Wilson vs. Georgia, 3/3/17	6 by Kelsey Lang, at Texas, 12/1
<b>Turnovers</b>	7 by Kaela Davis at Missouri, 2/19	7 by Morgan William, vs. Mississippi State, 3/5

## 2016-17 Individual Superlatives - SEC Games Only

Category	South Carolina	Opponent
<b>Points in Game</b>	26 by A'ja Wilson vs. Mississippi State, 1/23	29 by Taylor Murray, Kentucky, 2/26
<b>Points in a Half</b>	21 (2nd) by Kaela Davis at Auburn, 1/5	20 (2nd) by Sophie Cunningham, at Missouri, 2/19
<b>Points in a Quarter</b>	19 (1st) by Kaela Davis at Auburn, 1/5	12 (4th) by Makayla Epps, at Kentucky, 2/2
<b>Field Goals Made</b>	10 by A'ja Wilson vs. Kentucky, 2/26 10 by A'ja Wilson vs. Mississippi State, 1/23	10 by Sophie Cunningham, at Missouri, 2/19 10 by Chloe Jackson, at LSU, 1/15
<b>Field Goal Attempts</b>	18 by Kaela Davis at Auburn, 1/5	22 by Makayla Epps, at Kentucky, 2/2
<b>FG Percentage</b>	.889 (8-9) by Alaina Coates at Kentucky, 2/2	.800 (8-10) by Mercedes Russell, Tennessee, 1/30
<b>3-Point FG Made</b>	5 by Bianca Cuevas-Moore at Auburn, 1/5 5 by Kaela Davis at Auburn, 1/5	3 by Makenzie Cann, Kentucky, 2/26 3 by Curtyce Knox, at Texas A&M, 2/23 3 by Aaliyah Wilson, at Arkansas, 2/5 3 by Dominique Dillingham, Mississippi State, 1/23 3 by Mackenzie Engram, Georgia, 1/12
<b>3-Point FG Attempts</b>	9 by Kaela Davis at Auburn, 1/5	9 by Makenzie Cann, Kentucky, 2/26
<b>3-Point FG Percentage</b>	.833 (5-6) by Bianca Cuevas-Moore at Auburn, 1/5	.750 (3-4) by Curtyce Knox, at Texas A&M, 2/23 .750 (3-4) by Dominique Dillingham, Mississippi State, 1/23
<b>Free Throws Made</b>	9 by A'ja Wilson at Georgia, 1/26	12 by Jamie Nared, Tennessee, 1/30
<b>Free Throw Attempts</b>	14 by A'ja Wilson at Georgia, 1/26	15 by Jamie Nared, Tennessee, 1/30
<b>FT Percentage</b>	1.000 (6-6) Bianca Cuevas-Moore, at Missouri, 2/19	1.000 (9-9) by Taylor Murray, Kentucky, 2/26
<b>Rebounds</b>	19 by Alaina Coates at Arkansas, 2/5	12 by Marqu'es Webb, Vanderbilt, 2/16
<b>Assists</b>	8 by Tyasha Harris vs. Kentucky, 2/26	10 by Curtyce Knox, at Texas A&M, 2/23
<b>Steals</b>	6 by Bianca Cuevas-Moore at Texas A&M, 2/23	3 by Jamie Nared, Tennessee, 1/30 3 by Mackenzie Engram, at Georgia, 1/26 3 by Morgan William, Mississippi State, 1/23 3 by Delicia Washington, at Florida, 1/8
<b>Blocked Shots</b>	5 by A'ja Wilson at Kentucky, 2/2	3 by Caliya Robinson, at Georgia, 1/26
<b>Turnovers</b>	7 by Kaela Davis at Missouri, 2/19	6 by Curtyce Knox, at Texas A&M, 2/23 6 by Lianna Doty, at Missouri, 2/19

## Gamecock Career Highs

### Araion Bradshaw

<b>Pts</b>	3, 4x, last at Georgia, 1/26/17
<b>FG</b>	1, 5x, last at Georgia, 1/26/17
<b>FGA</b>	4 at Savannah State, 12/21/16
<b>FG %</b>	.333 (1-3) vs. Minnesota, 12/11/16
<b>3FG</b>	1, 4x, last at Georgia, 1/26/17
<b>3FGA</b>	2, 3x, last at Georgia, 1/26/17
<b>FT</b>	2, 2x, last at Texas A&M, 2/23/17
<b>FTA</b>	2, 4x, last at Texas A&M, 2/23/17
<b>FT %</b>	1.000 (2-2), 2x, last at Texas A&M, 2/23/17
<b>Off Reb</b>	1, 4x, last, at Arkansas, 2/5/17
<b>Reb</b>	3, 2x, last at Arkansas, 2/5/17
<b>Stl</b>	2 vs. Hampton, 11/20/16
<b>Asst</b>	2, 2x, last vs. Alabama, 1/1/17
<b>Min</b>	15, 2x, last at Savannah State, 12/21/16

### Doniyah Cliney

<b>Pts</b>	11 vs. Georgia, 3/3/17
<b>FG</b>	4 vs. Georgia, 3/3/17
<b>FGA</b>	8 vs. Georgia, 3/3/17
<b>FG %</b>	.750 (3-4) vs. Kentucky, 2/4/16
<b>3FG</b>	1, 8x, vs. Georgia, 3/3/17
<b>3FGA</b>	2, 5x, last vs. Ole Miss, 1/19/17
<b>FT</b>	4 vs. UCLA, 12/18/16
<b>FTA</b>	6, 2x, last vs. UCLA, 12/18/16
<b>FT %</b>	1.000 (2-2), 4x, last vs. Kentucky, 3/4/17
<b>Reb</b>	9 vs. Clemson, 12/15/16
<b>Off Reb</b>	4, 2x, last at Arkansas, 2/5/17
<b>Stl</b>	3, 2x, last at Arkansas, 2/5/17
<b>Asst</b>	6, 2x, last at Kentucky, 2/2/17
<b>Min</b>	30 vs. Minnesota, 12/11/16

### Alaina Coates

<b>Pts</b>	29 vs. Winthrop, 12/13/15
<b>FG</b>	13 vs. Winthrop, 12/13/15
<b>FGA</b>	16, 2x, last vs. Hampton, 11/20/16
<b>FG %</b>	1.000 (7-7) vs. SC St, 12/22/13
<b>FT</b>	11 at San Diego St., 11/23/13
<b>FTA</b>	15 at San Diego St., 11/23/13
<b>FT %</b>	1.000 (10-10) vs. North Carolina, 3/27/15
<b>Reb</b>	19 at Arkansas, 2/5/17
<b>Off Reb</b>	8 vs. Auburn, 3/4/16
<b>Def Reb</b>	16 at Kentucky, 2/2/17
<b>Blk</b>	10 vs. Winthrop, 12/13/15
<b>Stl</b>	4, 2x, last vs. Louisville, 11/27/16
<b>Asst</b>	6 at Texas A&M, 1/31/16
<b>Min</b>	38 at Texas A&M, 1/31/16

### Bianca Cuevas-Moore

<b>Pts</b>	25 vs. Georgia, 1/12/17
<b>FG</b>	10 vs. Georgia, 1/12/17
<b>FGA</b>	17 vs. Georgia, 1/12/17
<b>FG %</b>	.833 (5-6) at Hampton, 12/17/14
<b>3FG</b>	5 at Auburn, 1/5/17
<b>3FGA</b>	7 at Duke, 12/4/16
<b>3FG %</b>	.833 (5-6) at Auburn, 1/5/17
<b>FT</b>	9 at Ole Miss, 2/1/15
<b>FTA</b>	11 at Ole Miss, 2/1/15
<b>FT %</b>	1.000 (6-6), 2x, last at Missouri, 2/19/17
<b>Reb</b>	6, 2x, last at Georgia, 1/26/17
<b>Off Reb</b>	3 vs. Alabama, 1/29/15
<b>Blk</b>	2, 2x, last vs. UConn, 2/8/16
<b>Stl</b>	6 at Texas A&M, 2/23/17
<b>Asst</b>	7 at Auburn, 1/5/17
<b>Min</b>	36, 2x, last at Texas A&M, 2/23/17

### Kaela Davis

<b>Pts</b>	37 at Ohio State, 11/14/16
<b>FG</b>	10 at Ohio State, 11/14/16
<b>FGA</b>	21 at Ohio State, 11/14/16
<b>FG %</b>	.727 (8-11) vs. Kentucky, 2/26/17
<b>3FG</b>	6 vs. Minnesota, 12/11/16
<b>3FGA</b>	10 vs. Minnesota, 12/11/16
<b>3FG %</b>	1.000 (4-4) vs. Saint Peter's, 11/22/16
<b>FT</b>	13 at Ohio State, 11/14/16
<b>FTA</b>	16 at Ohio State, 11/14/16
<b>FT %</b>	1.000 (4-4) at Texas, 12/1/16
<b>Reb</b>	11 at Texas A&M, 2/23/17
<b>Off Reb</b>	3, 4x, last vs. Vanderbilt, 2/16/17
<b>Stl</b>	3, 3x, last at Kentucky, 2/2/17
<b>Asst</b>	5, 3x, last vs. Auburn, 2/9/17
<b>Min</b>	36 at Ohio State, 11/14/16

### Tiffany Davis

<b>Pts</b>	11 vs. Ole Miss, 1/30/14
<b>FG</b>	3 vs. Savannah State, 12/28/13
<b>FGA</b>	6 vs. SC State, 12/22/13
<b>FG %</b>	1.000 (3-3) vs. Savannah State, 12/28/13
<b>3FG</b>	2, 3x, last vs. Ole Miss, 1/30/14
<b>3FGA</b>	5 vs. Winthrop, 12/20/13
<b>3FG %</b>	1.000 (2-2), 3x, last vs. Ole Miss, 1/30/14
<b>FT</b>	4 at Tennessee, 3/2/14
<b>FTA</b>	4 at Tennessee, 3/2/14
<b>FT %</b>	1.000 (4-4) at Tennessee, 3/2/14
<b>Reb</b>	6 at Arkansas, 1/2/14
<b>Off Reb</b>	2 vs. Arkansas, 1/2/14
<b>Stl</b>	5 vs. Elon, 11/9/12
<b>Asst</b>	3, 4x, last vs. SC State, 12/22/13
<b>Min</b>	30 at Arkansas, 1/2/14

### Allisha Gray

<b>Pts</b>	24 at Ohio State, 11/14/16
<b>FG</b>	10 at Ohio State, 11/14/16
<b>FGA</b>	18 at Ohio State, 11/14/16
<b>FG %</b>	.875 (7-8) at LSU, 1/15/17
<b>3FG</b>	4, 2x, last at Florida, 1/8/17
<b>3FGA</b>	10 vs. Minnesota, 12/11/16
<b>3FG %</b>	1.000 (2-2) at LSU, 1/15/17
<b>FT</b>	7 vs. Kentucky, 2/26/17
<b>FTA</b>	9 vs. Kentucky, 2/26/17
<b>FT %</b>	1.000 (5-5) at LSU, 1/15/17
<b>Reb</b>	8, 2x, last vs. Tennessee, 1/30/17
<b>Off Reb</b>	4 at Duke, 12/4/16
<b>Blk</b>	3 at LSU, 1/15/17
<b>Stl</b>	5 at Savannah State, 12/21/16
<b>Asst</b>	7 vs. Minnesota, 12/11/16
<b>Min</b>	38, 4x, last at UConn, 2/13/17

### Tyasha Harris

<b>Pts</b>	13 vs. Kentucky, 2/26/17
<b>FG</b>	5 at Savannah State, 12/21/16
<b>FGA</b>	11 at UConn, 2/13/17
<b>FG %</b>	1.000 (3-3) vs. Kentucky, 2/26/17
<b>3FG</b>	3, 2x, last vs. Georgia, 1/12/17
<b>3FGA</b>	8 at UConn, 2/13/17
<b>3FG %</b>	.750 (3-4) vs. Minnesota, 12/11/16
<b>FT</b>	6, 2x, last vs. Kentucky, 2/26/17
<b>FTA</b>	8, 2x, last vs. Kentucky, 2/26/17
<b>FT %</b>	.750 (6-8), 2x, last vs. Kentucky, 2/26/17
<b>Reb</b>	5 at Savannah State, 12/21/16
<b>Stl</b>	4 vs. Georgia, 1/12/17
<b>Asst</b>	8 vs. Kentucky, 2/26/17
<b>Min</b>	38 vs. Tennessee, 1/30/17

### Mikiah Herbert Harrigan

<b>Pts</b>	17 vs. Kentucky, 3/4/17
<b>FG</b>	7 vs. Kentucky, 3/4/17
<b>FGA</b>	11, 2x, last at Texas A&M, 2/23/17
<b>FG %</b>	1.000 (5-5) vs. Vanderbilt, 2/16/17
<b>3FGA</b>	2 vs. Saint Peter's, 11/22/16
<b>FT</b>	5 vs. Louisville, 11/27/16
<b>FTA</b>	5, 2x, last vs. Louisville, 11/27/16
<b>FT %</b>	1.000 (5-5) vs. Louisville, 11/27/16
<b>Reb</b>	10 vs. Georgia, 3/3/17
<b>Off Reb</b>	4 vs. Hampton, 11/20/16
<b>Def Reb</b>	7 vs. Georgia, 3/3/17
<b>Blk</b>	4 vs. Alabama, 1/1/17
<b>Stl</b>	2 vs. Saint Peter's, 11/22/16
<b>Asst</b>	2, 4x, vs. Minnesota, 12/11/16
<b>Min</b>	25, 2x, last vs. Georgia, 1/12/17

### Victoria Patrick

<b>Pts</b>	4, 2x, last at Savannah State, 12/21/16
<b>FG</b>	1, 7x, last at Arkansas, 2/5/17
<b>FGA</b>	5 vs. Hampton, 11/20/16
<b>3FG</b>	1, 7x, last at Arkansas, 2/5/17
<b>3FGA</b>	4, 2x, last at Savannah State, 12/21/16
<b>FT</b>	1, 3x, last vs. Alabama, 1/1/17
<b>FTA</b>	3 at Savannah State, 12/21/16
<b>Reb</b>	2, 4x, last vs. Vanderbilt, 2/16/17
<b>Off Reb</b>	1, 3x, last vs. Vanderbilt, 2/16/17
<b>Stl</b>	2 vs. Saint Peter's, 11/22/16
<b>Asst</b>	2 at Savannah State, 12/21/16
<b>Min</b>	15, 2x, last at Savannah State, 12/21/16

### A'ja Wilson

<b>Pts</b>	31 at Texas, 12/1/16
<b>FG</b>	12 at Texas, 12/1/16
<b>FGA</b>	19, 2x, last vs. Texas A&M, 1/17/16
<b>FG %</b>	.875 (7-8) vs. Maine, 11/21/16
<b>FT</b>	14 vs. Hampton, 11/20/16
<b>FTA</b>	15 vs. LSU, 2/12/15
<b>FT %</b>	1.000 (14-14) vs. Hampton, 11/20/16
<b>Reb</b>	19 at Kentucky, 3/1/15
<b>Off Reb</b>	7 at Alabama, 2/22/16
<b>Def Reb</b>	14 at Kentucky, 3/1/15
<b>Blk</b>	8, 2x, last vs. Texas A&M, 1/17/16
<b>Stl</b>	5 vs. Vanderbilt, 2/16/17
<b>Asst</b>	5 vs. Louisville, 11/27/16
<b>Min</b>	39 at Texas A&M, 1/31/16



## The Last Time...

## Individual

## Scored 50 Points

**South Carolina** 51, Jocelyn Penn vs. Stetson, 1/4/03  
**Opponent** Never

## Scored 40 Points

**South Carolina** 51, Jocelyn Penn vs. Stetson, 1/4/03  
**Opponent** 46, Cornelia Gayden, LSU, 1/14/95

## Scored 30 Points

**South Carolina** 31, A'ja Wilson at Texas, 12/1/16  
**Opponent** 31, Makayla Epps, Kentucky, 3/4/17

## Grabbed 20 Rebounds

**South Carolina** 25, Kelsey Bone vs. Boston University, 12/28/09  
**Opponent** 22, Monique Billings, UCLA, 12/18/16

## Grabbed 15 Rebounds

**South Carolina** 15, A'ja Wilson at Texas A&M, 2/23/17  
**Opponent** 22, Monique Billings, UCLA, 12/18/16

## Two Players with 20 or More Points

**South Carolina** A'ja Wilson 25/Kaela Davis 20 vs. Kentucky, 2/26/17  
**Opponent** Makayla Epps 31/Evelyn Akhator 24, Kentucky, 3/4/17

## Two Players with 10 or More Rebounds

**South Carolina** A'ja Wilson 15/Kaela Davis 11 at Texas A&M, 2/23/17  
**Opponent** Breanna Stewart 10/Gabby Williams 10, UConn, 2/8/16

## Had 10 Assists

**South Carolina** 10, Tina Roy vs. Savannah State, 12/14/14  
**Opponent** 10, Curtyce Knox, at Texas A&M, 2/23/17

## Had Five Steals

**South Carolina** 6, Bianca Cuevas-Moore at Texas A&M, 2/23/17  
**Opponent** 5, Leaonna Odom, at Duke, 12/4/16

## Had Five Blocked Shots

**South Carolina** 7, A'ja Wilson vs. Georgia, 3/3/17  
**Opponent** 6, Kelsey Lang, at Texas, 12/1/16

## Had a Double-Double

**South Carolina** A'ja Wilson (25 pts/10 rebs) vs. Kentucky, 2/26/17  
**Opponent** Teaira McCowan (15 pts/12 rebs) vs. Mississippi State, 3/5/17

## Two Players had a Double-Double

**South Carolina** Alaina Coates (14 pts/13 rebs)/A'ja Wilson (23 pts/13 rebs) at Florida, 1/8/17  
**Opponent** Sheila Boykin (12 pts/12 rebs)/Danielle Ballard (16 pts/12 rebs), LSU, 2/12/15

## Three Players had a Double-Double

**South Carolina** Ashley Bruner (16 pts/12 rebs)/Aleighsa Welch (16 pts/ 11 rebs)/Elem Ibiam (12 pts/10 rebs) vs. Kansas, 3/25/13  
**Opponent** Merlakia Jones (26 pts/10 rebs)/Takilya Davis (19 pts/13 rebs)/DeLisha Milton (14 pts/15 rebs), at Florida, 2/20/94

## Had a Triple-Double

**South Carolina** Alaina Coates (29 pts/16 rebs/10 blks) vs. Winthrop, 12/13/15  
**Opponent** Never

## Team

## Scored 100 Points

**South Carolina** 102 at Alabama, 1/8/15  
**Opponent** 103, Clemson, 11/21/03

## Won by 30 or More Points

**South Carolina** 82-51 (31) vs. Vanderbilt, 2/16/17  
**Opponent** 66-34 (32), Georgia, 3/4/11

## Shot 65% or Better from the Field

**South Carolina** .652 (45-69) vs. East Tennessee State, 12/19/00  
**Opponent** Never

## Shot 60% or Better from the Field

**South Carolina** .618 (34-55) vs. Kentucky, 2/26/17  
**Opponent** .604 (29-48), Vanderbilt, 1/18/01

## Shot 50% or Better from the Field

**South Carolina** .571 (32-56) vs. Kentucky, 3/4/17  
**Opponent** .500 (30-60) at Duke, 12/4/16

## No Players in Double-Figure Points

**South Carolina** at Auburn, 1/19/12  
**Opponent** Arkansas, 1/3/16

## Five Players in Double-Figure Points

**South Carolina** vs. Kentucky, 2/26/17  
**Opponent** Arkansas, 2/14/10

## More Than Five Players in Double-Figure Points

**South Carolina** 6 vs. Syracuse, 3/22/15  
**Opponent** 6 at Georgia, 2/13/03

## Faced AP Top-25 Opponent

**Win** 95-87 vs. No. 22 Kentucky, 2/26/17  
**Loss** 89-77 vs. No. 20 Kentucky, 3/4/17

## Faced AP Top-10 Opponent

**Win** 66-57 vs. No. 9 UCLA, 12/18/16  
**Loss** 59-49 vs. No. 6 Mississippi State, 3/5/17

## Faced AP Top-5 Opponent

**Win** 64-61 vs. No. 4 Mississippi State, 1/23/17  
**Loss** 87-62 at No. 2 UConn, 2/9/15

## Faced AP No. 1 Team

**Win** Never  
**Loss** 55-66 at No. 1 UConn, 2/13/17

## Overtime Game

**Win** 58-55 vs. Drexel, 11/28/12  
**Loss** 65-57 at Texas A&M, 1/16/14

## Double-Overtime Game

**Win** 92-91 at Florida State, 2/4/91  
**Loss** 92-94 at Clemson, 11/19/09

## South Carolina Was Ranked (AP Poll)

**No. 1** 2/9/15  
**Top 5** No. 4, 3/6/17  
**Top 10** No. 7, 2/20/17  
**Top 25** No. 13, 12/30/13

## South Carolina Single-Quarter Records

*Italics indicates set in 2016-17*

### TEAM

#### Scoring

Most	Points
1. vs. Saint Peter's, 11/22/16, 1st qtr.	37
2. vs. Arkansas, 1/3/16, 2nd qtr.	35
3. vs. Minnesota, 12/11/16, 2nd qtr.	33
4. vs. Hampton, 11/20/16, 2nd qtr.	32
5. vs. Kentucky, 2/26/17, 4th qtr.	30
vs. Kentucky, 3/5/16, 4th qtr.	30
vs. Ohio State, 11/13/15, 1st qtr.	30

#### Fewest

Fewest	Points
1. at Mississippi State, 1/24/16, 1st qtr.	7
2. vs. Saint Peter's, 11/22/16, 4th qtr.	8
vs. UConn, 2/8/16, 3rd qtr.	8
vs. UConn, 2/8/16, 1st qtr.	8
at Texas A&M, 1/31/16, 2nd qtr.	8
at Tennessee, 2/15/16, 1st qtr.	8
at Kentucky, 1/14/16, 1st qtr.	8

#### Fewest Allowed

Fewest Allowed	Points
1. vs. Mississippi State, 3/5/17, 4th qtr.	4
vs. Saint Peter's, 11/22/16, 4th qtr.	4
vs. Hampton, 11/20/16, 4th qtr.	4
vs. Georgia, 2/18/16, 2nd qtr.	4
5. vs. Maine, 11/21/16, 1st qtr.	5
vs. Auburn, 3/4/16, 2nd qtr.	5
at Ole Miss, 2/25/16, 2nd qtr.	5
at Auburn, 1/21/16, 2nd qtr.	5
vs. Missouri, 1/10/16, 1st qtr.	5

#### Most Allowed

Most Allowed	Points
1. vs. Kentucky, 2/26/17, 4th qtr.	32
2. vs. Syracuse, 3/25/16, 4th qtr.	30
3. vs. Ohio State, 11/13/15, 1st qtr.	26
4. vs. Kentucky, 3/4/17, 3rd qtr.	24
vs. Tennessee, 1/30/17, 4th qtr.	24
vs. Georgia, 2/18/16, 4th qtr.	24
vs. Missouri, 1/10/16, 4th qtr.	24

#### Margin of Difference

Lead	Score	Margin
1. vs. Arkansas, 1/3/16, 2nd qtr.	35-9	+26
2. vs. Saint Peter's, 11/22/16, 1st qtr.	37-12	+25
3. at Auburn, 1/5/17, 1st qtr.	29-6	+23
4. vs. Arkansas, 1/3/16, 3rd qtr.	29-7	+22
5. vs. Winthrop, 12/13/15, 1st qtr.	26-7	+19
at Clemson, 11/18/15, 3rd qtr.	27-8	+19

#### Deficit

Deficit	Score	Margin
1. vs. Syracuse, 3/25/16, 4th qtr.	16-30	-14
2. vs. UConn, 2/8/16, 3rd qtr.	8-19	-11
at Texas A&M, 1/31/16, 2nd qtr.	8-19	-11
4. vs. Georgia, 1/12/17, 2nd qtr.	10-20	-10
5. vs. Tennessee, 1/30/17, 2nd qtr.	10-19	-9
vs. UConn, 2/8/16, 1st qtr.	8-17	-9

#### Field Goals

Made	FGM
1. vs. Saint Peter's, 11/22/16, 1st qtr.	15
2. vs. Arkansas, 1/3/16, 2nd qtr.	14
3. vs. Kentucky, 3/4/17, 1st qtr.	13
4. vs. Minnesota, 12/11/16, 3rd qtr.	12
vs. Minnesota, 12/11/16, 2nd qtr.	12
vs. Ohio State, 11/13/15, 4th qtr.	12
vs. UNCG, 11/15/15, 3rd qtr.	12

#### Attempts

Attempts	FGA
1. at Auburn, 1/5/17, 1st qtr.	22
2. vs. Vanderbilt, 2/16/17, 1st qtr.	21
vs. Tennessee, 1/30/17, 1st qtr.	21
vs. Minnesota, 12/11/16, 1st qtr.	21
vs. Saint Peter's, 11/22/16, 1st qtr.	21
vs. Kentucky, 3/5/16, 1st qtr.	21
vs. Ole Miss, 1/28/16, 1st qtr.	21
vs. Ohio State, 11/13/15, 4th qtr.	21

#### Highest Percentage

Highest Percentage	FGM-A	Pct
1. vs. Kentucky, 3/5/16, 4th qtr.	11-13	.846
2. vs. Hampton, 12/16/15, 3rd qtr.	8-10	.800
3. vs. LSU, 2/28/16, 2nd qtr.	7-9	.778
4. at Clemson, 11/18/15, 3rd qtr.	9-12	.750
5. vs. Arkansas, 1/3/16, 2nd qtr.	14-19	.737

#### Lowest Percentage

Lowest Percentage	FGM-A	Pct
1. vs. Georgia, 1/12/17, 2nd qtr.	1-12	.083
2. vs. UCLA, 12/18/16, 1st qtr.	2-15	.133
3. vs. UConn, 2/8/16, 3rd qtr.	3-17	.176
4. vs. Georgia, 2/18/16, 1st qtr.	2-11	.182
at Mississippi State, 1/24/16, 1st qtr.	2-11	.182

#### Lowest %age Allowed

Lowest %age Allowed	FGM-A	Pct
1. vs. Vanderbilt, 2/16/17, 4th qtr.	1-16	.063
2. at Florida, 1/8/17, 2nd qtr.	1-14	.071
3. at Auburn, 1/5/17, 4th qtr.	1-12	.083
4. at Ole Miss, 2/25/16, 2nd qtr.	2-18	.111
vs. Missouri, 1/0/16, 1st qtr.	2-18	.111

#### Highest %age Allowed

Highest %age Allowed	FGM-A	Pct
1. at LSU, 1/15/17, 2nd qtr.	9-12	.750
2. vs. Tennessee, 1/30/17, 4th qtr.	9-13	.692
vs. Mississippi St., 1/23/17, 2nd qtr.	9-13	.692
4. vs. Kentucky, 3/4/17, 1st qtr.	10-16	.625
5. at Vanderbilt, 1/7/16, 2nd qtr.	8-13	.615

#### Rebounding

Total	Rebs
1. at Ohio state, 11/14/16, 1st qtr.	20
2. vs. Clemson, 12/15/16, 2nd qtr.	18
vs. Kansas State, 3/20/16, 3rd qtr.	18
at Alabama, 2/22/16, 4th qtr.	18
5. at Florida, 1/18/17, 2nd qtr.	17
vs. Clemson, 12/15/16, 4th qtr.	17
vs. Louisville, 11/27/16, 3rd qtr.	17
vs. Hampton, 11/20/16, 4th qtr.	17
vs. Ohio State, 11/13/15, 3rd qtr.	17

#### Margin

Margin	Rebs	Margin
1. at Alabama, 2/22/16, 4th qtr.	18-3	+15
2. vs. Clemson, 12/15/16, 2nd qtr.	18-4	+14
3. vs. Saint Peter's, 11/22/16, 1st qtr.	16-3	+13
vs. Hampton, 12/16/15, 4th qtr.	15-2	+13
5. vs. Mississippi State, 3/5/17, 4th qtr.	16-5	+11
at Ohio State, 11/14/16, 1st qtr.	20-9	+11
vs. Kansas State, 3/20/16, 3rd qtr.	18-7	+11
vs. Hampton, 12/16/15, 2nd qtr.	16-5	+11

### INDIVIDUAL

#### Scoring

Most	Points
1. Kaela Davis at Auburn, 1/5/17, 1st qtr.	19
2. Tina Roy vs. Arkansas, 1/3/16, 3rd qtr.	15
3. Kaela Davis vs. Minnesota, 12/11/16, 2nd qtr.	14
Tina Roy vs. Syracuse, 3/25/16, 2nd qtr.	14
5. Allisha Gray vs. Mississippi St., 1/23/17, 3rd qtr.	12
Alaina Coates vs. Hampton, 11/20/16, 2nd qtr.	12
Alaina Coates vs. Kentucky, 2/4/16, 4th qtr.	12
A'ja Wilson, vs. Duke, 12/6/15, 3rd qtr.	12
A'ja Wilson vs. Ohio State, 11/13/15, 4th qtr.	12

#### Rebounding

Most	Rebs
1. Alaina Coates at Arkansas, 2/5/17, 1st qtr.	9
Alaina Coates at Georgia, 1/26/17, 2nd qtr.	9
3. A'ja Wilson vs. Mississippi State, 3/5/17, 4th qtr.	8
Alaina Coates vs. Georgia, 1/12/17, 1st qtr.	8
A'ja Wilson at Florida, 1/8/17, 2nd qtr.	8
A'ja Wilson vs. UCLA, 12/18/16, 4th qtr.	8
Alaina Coates vs. Louisville, 11/27/16, 3rd qtr.	8
Alaina Coates vs. Hampton, 11/20/16, 3rd qtr.	8
Alaina Coates vs. Ole Miss, 1/28/16, 2nd qtr.	8

## Staley Era Team Records

*Italics indicates set in 2016-17*

### Scoring

Most	Points
1. vs. Savannah State, 12/14/14	111
2. at Alabama, 1/8/15	102
3. vs. Clemson, 11/20/14	99
vs. Ole Miss, 1/30/14	99
vs. Charleston Southern, 11/9/13	99

Fewest	Points
1. at Stanford, 11/26/10	32
2. vs. Georgia, 3/4/11	34
3. vs. Mississippi State, 3/5/09	39
4. at Georgia, 1/13/13	40
5. at Mississippi State, 2/26/09	41

Fewest Allowed	Points
1. vs. South Carolina State, 12/14/11	21
2. vs. Presbyterian, 11/27/11	24
3. vs. NC Central, 12/1/14	26
vs. SC State, 12/22/13	26
5. vs. NC Central, 12/2/13	27

Most Allowed	Points
1. at Clemson, 11/19/09	94
2. vs. North Carolina, 12/20/09	93
3. vs. Kentucky, 2/26/17	87
at Connecticut, 2/9/15	87
5. vs. Xavier, 11/12/10	84

### Margin of Outcome

Victory	Score	Margin
1. vs. Charleston Southern, 11/8/13	99-29	+70
2. vs. NC Central, 12/1/14	90-26	+64
3. vs. Savannah State, 12/14/14	111-49	+62
4. vs. Clemson, 11/20/14	99-41	+58
5. vs. Saint Peter's, 11/22/16	93-38	+55

Defeat	Score	Margin
1. at Stanford, 11/26/10	32-70	-38
2. vs. Georgia, 3/4/11	34-66	-32
3. vs. Stanford, 12/19/08	47-78	-31
4. at Penn State, 11/21/10	48-78	-30
5. vs. Connecticut, 12/28/08	48-77	-29

### Field Goals

Made	FGM
1. vs. Charleston Southern, 11/8/13	39
2. vs. Minnesota, 12/11/16	38
vs. Savannah State, 12/14/14	38
vs. Clemson, 11/20/14	38
5. vs. Saint Peter's, 11/22/16	37
vs. Kentucky, 3/5/16	37
at Alabama, 1/8/15	37
vs. Central Michigan, 12/20/14	37

Attempts	FGA
1. vs. Penn State, 11/20/11	76
2. at Clemson, 11/19/09	74
3. vs. Tennessee, 1/20/11	73
4. vs. Minnesota, 12/11/16	72
vs. Central Michigan, 12/20/14	72
vs. Clemson, 11/20/14	72
vs. Kansas, 3/25/13	72

Highest Percentage (Min. 40 FGA)	FGM-A	Pct
1. vs. Savannah State, 3/20/15	34-53	.642
2. at Alabama, 1/8/15	37-58	.638
3. vs. Kentucky, 2/26/17	34-55	.618
4. vs. Florida State, 3/29/15	30-49	.612
5. vs. Charleston Southern, 11/14/13	39-64	.609

Lowest Percentage (Min. 40 FGA)	FGM-A	Pct
1. at Stanford, 11/26/10	12-55	.218
2. vs. Georgia, 3/4/11	12-52	.231
3. at Florida, 1/20/13	15-64	.234
4. at Kentucky, 2/5/09	13-55	.236
5. at Georgia, 1/2/11	13-54	.241

Lowest %age Allowed (Min. 40 FGA)	FGM-A	Pct
1. vs. South Carolina State, 12/14/11	6-48	.125
2. vs. NC Central, 12/2/13	8-50	.160
3. vs. Charleston Southern, 11/8/13	10-54	.185
4. vs. Arkansas, 3/6/15	11-57	.193
vs. Hampton, 11/22/12	11-57	.193

Highest %age Allowed (Min. 40 FGA)	FGM-A	Pct
1. vs. Connecticut, 12/28/08	35-62	.565
vs. Florida, 1/9/11	26-46	.565
3. vs. Xavier, 11/12/10	34-61	.557
4. at Connecticut, 2/9/15	31-56	.554
5. at Kentucky, 1/13/11	30-55	.545

### 3-Point Field Goals

Made	3FGM
1. vs. Minnesota, 12/11/16	16
2. at Auburn, 1/5/17	14
3. vs. Kentucky, 3/5/16	12
4. vs. Arkansas, 1/3/16	11
at Alabama, 1/8/15	11

Attempts	3FGA
1. vs. Minnesota, 12/11/16	33
2. vs. Syracuse, 3/25/16	32
3. vs. Penn State, 11/20/11	29
4. at Auburn, 1/5/17	28
vs. College of Charleston, 11/14/13	28
vs. North Carolina, 12/19/10	28

Percentage (Min. 5 3FGA)	3FGM-A	Pct
1. vs. Oregon State, 3/25/14	4-6	.667
vs. Ole Miss, 1/30/14	4-6	.667
vs. Savannah State, 12/28/13	4-6	.667
vs. Western Carolina, 12/29/12	6-9	.667
at Alabama, 1/10/10	8-12	.667
vs. Charlotte, 12/21/08	8-12	.667

### Free Throws

Made	FTM
1. vs. Savannah State, 12/14/14	34
vs. Oregon State, 3/25/14	34
3. vs. Missouri, 1/10/16	32
vs. Ole Miss, 1/30/14	32
at Mississippi State, 1/6/12	32

Attempts	FTA
1. at Mississippi State, 1/6/13	50
2. vs. Savannah State, 12/28/13	48
3. vs. Savannah State, 12/14/14	47
4. vs. Missouri, 2/2/14	46
5. vs. Seton Hall, 11/17/13	44
vs. South Carolina State, 12/21/12	44

Percentage (Min. 10 FTA)	FTM-A	Pct
1. at Texas A&M, 2/23/17	15-16	.923
2. vs. Alabama, 1/19/14	10-11	.909
3. at Arkansas, 2/5/17	18-20	.900
4. vs. Auburn, 1/2/09	23-26	.885
5. at UCLA, 11/22/15	14-16	.875
vs. San Diego State, 11/28/09	14-16	.875

### Rebounding

Total	Rebs
1. vs. College of Charleston, 11/14/13	62
2. at Florida, 1/20/13	59
3. at Alabama, 2/22/16	58
4. vs. Hampton, 11/22/12	57
5. vs. Savannah State, 12/14/14	56

Margin	Rebs	Margin
1. vs. Savannah State, 12/14/14	56-21	+35
2. vs. Hampton, 12/16/15	52-19	+33
3. at Alabama, 2/7/13	53-24	+29
4. at Alabama, 2/22/16	58-31	+28
vs. Hampton, 12/17/14	48-21	+27

Offensive	Off. Rebs
1. vs. Elon, 11/9/12	29
2. vs. College of Charleston, 11/23/11	27
3. vs. Kansas, 3/25/13	26
at Florida, 1/20/13	26
5. vs. Savannah State, 11/15/12	25
vs. Penn State, 11/20/11	25
at Penn State, 11/21/10	25

### Turnovers

Fewest	TOs
1. at Tennessee, 2/2/12	4
2. vs. Vanderbilt, 2/16/17	5
vs. CSU Bakersfield, 11/28/15	5
at Clemson, 11/18/15	5
vs. Syracuse, 11/28/14	5
vs. Tennessee, 2/23/15	5
at Missouri, 2/28/13	5
vs. Georgia, 3/2/12	5
vs. Ole Miss, 3/3/11	5

Most	TOs
1. at Wake Forest, 12/3/08	32
2. at Ole Miss, 2/25/16	29
vs. Hampton, 11/22/12	29
vs. Kentucky, 1/15/12	29
4. at Kentucky, 1/13/11	28

### Assists

1. vs. Minnesota, 12/11/16	29
2. vs. NC Central, 12/1/14	26
3. vs. Winthrop, 12/13/15	25
vs. UNCG, 11/15/15	25
vs. San Diego State, 11/23/14	25
vs. Clemson, 11/20/14	25
vs. Alabama, 1/19/14	25
vs. Charleston Southern, 11/8/13	25

### Steals

1. vs. NC Central, 12/1/14	21
vs. Furman, 12/11/11	21
3. vs. San Diego State, 11/23/14	18
4. vs. Saint Peter's, 11/22/16	17
vs. Charleston Southern, 11/8/13	17

### Blocked Shots

1. vs. Winthrop, 12/13/15	16
2. vs. Arkansas, 3/6/15	15
3. at Mississippi State, 2/6/14	14
vs. Kentucky, 1/9/14	14
5. at Kentucky, 3/1/15	12
vs. Charleston Southern, 11/8/13	12



## Gamecock Individual Record Book Updates

*Italics indicates current student-athlete*

### Scoring

Total Career Points	Gms	Points
1. Sheila Foster (1979-82)	134	2266
2. Shannon Johnson (1993-96)	109	2230
3. Brantley Southers (1982-86)	120	1982
4. Jocelyn Penn (1999-2003)	117	1939
5. Tiffany Mitchell (2013-16)	139	1885
6. Schonna Banner (1987-90)	125	1791
7. Martha Parker (1986-89)	124	1728
8. Karen Middleton (1988-91)	128	1714
9. Evelyn Johnson (1980-83)	113	1620
10. <i>Alaina Coates (2014-present)</i>	133	1603

Career Field Goal Percentage	FGM-A	Pct.
1. <i>Alaina Coates (2014-present)</i>	597-963	.620
2. Jocelyn Penn (2012-15)	757-1277	.593
3. Aleighsa Welch (2012-15)	560-970	.577
4. Beth Hunt (1989-90)	558-967	.577
5. Schonna Banner (1987-90)	775-1426	.543

SEC Career Points	Gms	Points
1. <i>Tiffany Mitchell (2013-16)</i>	64	862
2. Shannon Johnson (1993-96)	44	836
3. Jocelyn Penn (1999-2003)	55	807
4. <i>A'ja Wilson (2015-present)</i>	46	733
5. Annie Lester (1997-2000)	54	731
6. <i>Alaina Coates (2014-present)</i>	52	727

SEC Single-Season Points	Gms	Points
1. Jocelyn Penn (2002-03)	13	280
2. Annie Lester (1997-98)	14	267
3. Shannon Johnson (1993-94)	11	262
4. <i>A'ja Wilson (2015-16)</i>	16	260
5. <i>A'ja Wilson (2016-17)</i>	14	255

Total Career Free Throws Made	Gms	Rebs
1. Shannon Johnson (1993-96)	109	478
2. Martha Parker (1986-89)	124	473
3. Tiffany Mitchell (2013-16)	139	447
4. Sheila Foster (1979-82)	134	418
5. Jocelyn Penn (1999-03)	117	411
6. <i>Alaina Coates (2014-present)</i>	133	409
7. <i>A'ja Wilson (2015-present)</i>	99	378

Total Career Free Throw Attempts	Gms	Rebs
1. Shannon Johnson (1993-96)	109	679
2. Martha Parker (1986-89)	124	641
3. Sheila Foster (1979-82)	134	624
4. <i>Alaina Coates (2014-present)</i>	133	638
5. Jocelyn Penn (1999-03)	117	604
6. Tiffany Mitchell (2013-16)	139	578
7. Aleighsa Welch (2012-15)	137	545
8. <i>A'ja Wilson (2015-present)</i>	99	540

### Rebounding

Total Career Rebounds	Gms	Rebs
1. Sheila Foster (1979-82)	134	1427
2. <i>Alaina Coates (2014-present)</i>	133	1230
3. Marsha Williams (1990-93)	116	1026
4. Aleighsa Welch (2012-15)	137	956
5. Schonna Banner (1987-90)	125	901

Total Career Offensive Rebounds	Gms	DR
1. Aleighsa Welch (2012-15)	137	449
2. Marsha Williams (1990-93)	116	427
3. <i>Alaina Coates (2014-present)</i>	133	380
4. Annie Lester (1997-2000)	110	348
5. Jocelyn Penn (1999-03)	117	345

Total Career Defensive Rebounds	Gms	DR
1. <i>Alaina Coates (2014-present)</i>	133	850
2. Marsha Williams (1990-93)	116	599
3. Petra Ujhelyi (2000-03)	119	579
4. <i>A'ja Wilson (2015-present)</i>	99	512
5. Aleighsa Welch (2012-15)	137	507

SEC Career Rebounds	Gms	Rebs
1. <i>Alaina Coates (2014-present)</i>	62	599
2. Aleighsa Welch (2012-15)	62	430
3. Annie Lester (1997-2000)	54	376
4. <i>A'ja Wilson (2015-present)</i>	46	374
5. Petra Ujhelyi (2000-03)	56	363

SEC Career Defensive Rebounds	Gms	Rebs
1. <i>Alaina Coates (2014-present)</i>	62	437
2. <i>A'ja Wilson (2015-present)</i>	46	250
3. Petra Ujhelyi (2000-03)	56	249
4. Aleighsa Welch (2012-15)	62	240
5. Iva Sliskovic (2004-07)	56	210
Annie Lester (1997-2000)	54	210

Total Single-Season Defensive Rebs.	Gms	DR
1. <i>Alaina Coates (2015-16)</i>	34	253
2. Beth Hunt (1989-90)	33	230
3. <i>Alaina Coates (2016-17)</i>	28	208
4. <i>Alaina Coates (2013-14)</i>	34	203
5. <i>A'ja Wilson (2015-16)</i>	33	199

SEC Single-Season Rebounds	Gms	Rebs
1. <i>Alaina Coates (2015-16)</i>	16	177
2. <i>Alaina Coates (2016-17)</i>	15	166
3. Kelsey Bone (2009-10)	16	138
4. <i>A'ja Wilson (2015-16)</i>	16	136
<i>Alaina Coates (2013-14)</i>	16	136

SEC Single-Season Defensive Rebs.	Gms	DR
1. <i>Alaina Coates (2015-16)</i>	16	140
2. <i>Alaina Coates (2016-17)</i>	15	123
3. <i>Alaina Coates (2013-14)</i>	16	100
4. Kelsey Bone (2009-10)	16	99
5. <i>A'ja Wilson (2015-16)</i>	16	93

### Double-Doubles

Total Career	Gms	Tot.
1. Sheila Foster (1979-82)	134	72
2. <i>Alaina Coates (2014-present)</i>	133	57
3. Marsha Williams (1990-93)	116	44
4. Denise Nanney (1975-77)	78	42
5. Katrina Anderson (1978-79)	71	41
6. Sharon Gilmore (1983-86)	110	32
7. Brantley Southers (1982-86)	120	29
8. Beth Hunt (1989-90)	63	27
9. <i>A'ja Wilson (2015-present)</i>	99	27
10. Schonna Banner (1987-90)	125	25

SEC Career	Gms	Tot.
1. <i>Alaina Coates (2014-present)</i>	62	27
2. <i>A'ja Wilson (2015-present)</i>	46	13
3. Marsha Williams (1992-93)	22	11
4. Aleighsa Welch (2012-15)	62	10
Annie Lester (1997-2000)	54	10

Single-Season	Gms	Tot.
1. Katrina Anderson (1977-78)	34	25
2. Sheila Foster (1980-81)	34	23
3. Denise Nanney (1974-75)	30	22
4. <i>Alaina Coates (2015-16)</i>	35	20
Sheila Foster (1981-82)	31	20
Sheila Foster (1979-80)	36	20
7. Marsha Williams (1991-92)	28	17
8. Katrina Anderson (1978-79)	37	16
9. <i>Alaina Coates (2016-17)</i>	28	15
Beth Hunt (1989-90)	33	15

SEC Single-Season	Gms	Tot.
1. <i>Alaina Coates (2015-16)</i>	16	10
2. <i>Alaina Coates (2016-17)</i>	15	7
3. Marsha Williams (1991-92)	11	6
4. <i>A'ja Wilson (2016-17)</i>	14	5
<i>A'ja Wilson (2015-16)</i>	16	5
Alaina Coates (2014-15)	15	5
Alaina Coates (2013-14)	16	5
Aleighsa Welch (2013-14)	16	5
Annie Lester (1997-98)	14	5
Marsha Williams (1992-93)	11	5

### Blocks

Total Career	Gms	Blocks
1. <i>A'ja Wilson (2015-present)</i>	99	242
2. <i>Alaina Coates (2014-present)</i>	133	210
3. Lakesha Tolliver (2004-07)	112	177
4. Elem Ibiam (2012-15)	126	164
5. Michelle Murray (1990-93)	96	148

SEC Career	Gms	Blocks
1. <i>A'ja Wilson (2015-present)</i>	46	116
2. <i>Alaina Coates (2014-present)</i>	62	92
3. Aleisha Welch (201-15)	62	73
Petra Ujhelyi (2000-03)	56	72
5. Elem Ibiam (2012-15)	57	69

Total Single-Season	Gms	Blocks
1. <i>A'ja Wilson (2015-16)</i>	32	103
2. Elem Ibiam (2013-14)	34	83
3. <i>A'ja Wilson (2016-17)</i>	29	74
4. <i>Alaina Coates (2013-14)</i>	34	73
5. <i>A'ja Wilson (2014-15)</i>	37	65

SEC Single-Season	Gms	Blocks
1. <i>A'ja Wilson (2015-16)</i>	16	53
2. Elem Ibiam (2013-14)	16	44
3. <i>Alaina Coates (2013-14)</i>	16	35
4. <i>A'ja Wilson (2014-15)</i>	16	32
5. <i>A'ja Wilson (2016-17)</i>	14	31
Aleighsa Welch (2013-14)	16	31



**2016-17 South Carolina Basketball**  
**South Carolina Combined Team Statistics (as of Mar 05, 2017)**  
**All games**



RECORD:	OVERALL	HOME	AWAY	NEUTRAL
ALL GAMES	27-4	13-1	10-3	4-0
CONFERENCE	14-2	7-1	7-1	0-0
NON-CONFERENCE	13-2	6-0	3-2	4-0

##	Player	gp-gs	min	avg	Total		3-Point		F-Throw		Rebounds			pf	dq	a	to	blk	stl	pts	avg		
					fg-fga	fg%	3fg-fga	3fg%	ft-fga	ft%	off	def	tot										
22	WILSON, A'ja	29-29	818	28.2	192-327	.587	0-1	.000	127-176	.722	73	148	221	7.6	63	1	43	56	74	35	511	17.6	
41	COATES, Alaina	28-27	749	26.8	140-209	.670	0-0	.000	82-126	.651	92	208	300	10.7	66	1	45	39	39	32	362	12.9	
10	GRAY, Allisha	31-30	881	28.4	140-283	.495	34-106	.321	74-103	.718	54	80	134	4.3	66	1	80	42	18	44	388	12.5	
03	DAVIS, Kaela	31-30	855	27.6	132-362	.365	50-144	.347	64-80	.800	29	86	115	3.7	72	1	70	69	0	30	378	12.2	
01	CUEVAS-MOORE, Bia	31-13	703	22.7	86-222	.387	33-85	.388	57-74	.770	14	48	62	2.0	47	0	60	48	2	47	262	8.5	
52	HARRIS, Tyasha	31-21	794	25.6	61-149	.409	22-72	.306	24-34	.706	4	47	51	1.6	46	0	99	50	7	30	168	5.4	
21	HERBERT HARRIGAN	31-3	509	16.4	61-133	.459	1-4	.250	29-43	.674	37	71	108	3.5	51	2	17	36	35	11	152	4.9	
04	CLINEY, Doniyah	31-1	531	17.1	26-67	.388	6-19	.316	25-43	.581	35	54	89	2.9	44	0	38	32	1	28	83	2.7	
00	PATRICK, Victoria	21-0	125	6.0	8-28	.286	7-22	.318	3-9	.333	3	7	10	0.5	7	0	4	4	2	3	26	1.2	
12	BRADSHAW, Araion	21-0	132	6.3	5-19	.263	4-10	.400	6-8	.750	4	11	15	0.7	15	0	12	9	0	5	20	1.0	
15	DAVIS, Tiffany	16-1	103	6.4	4-19	.211	2-14	.143	3-5	.600	3	10	13	0.8	4	0	3	5	1	1	13	0.8	
Team											42	62	104										
Total.....		31	6200	855-1818		.470	159-477	.333	494-701	.705	390	832	1222	39.4	481	6	471	398	179	266	2363	76.2	
Opponents.....		31	6200	663-1867		.355	138-525	.263	302-433	.697	393	636	1029	33.2	604	20	327	476	87	174	1766	57.0	

TEAM STATISTICS	SC	OPP	Date	Opponent	Score	Att.
SCORING	2363	1766	11/14/16	at #7/6 Ohio State	w 92-80	6683
Points per game	76.2	57.0	@ 11/20/16	HAMPTON	w 92-38	11795
Scoring margin	+19.3	-	@ 11/21/16	MAINE	w 79-42	11057
FIELD GOALS-ATT	855-1818	663-1867	@ 11/22/16	SAINT PETER'S	w 93-38	11455
Field goal pct	.470	.355	@ 11/27/16	vs #4/4 Louisville	w 83-59	1812
3 POINT FG-ATT	159-477	138-525	12/01/16	at #14/15 Texas	w 76-67	3330
3-point FG pct	.333	.263	12/04/16	at Duke	L 63-74	6036
3-pt FG made per game	5.1	4.5	12/11/16	MINNESOTA	w 98-58	12461
FREE THROWS-ATT	494-701	302-433	12/15/16	CLEMSON	w 83-61	11916
Free throw pct	.705	.697	12/18/16	#9/9 UCLA	w 66-57	13367
F-Throws made per game	15.9	9.7	12/21/16	at Savannah State	w 70-30	1411
REBOUNDS	1222	1029	* 01/01/17	ALABAMA	w 93-45	12069
Rebounds per game	39.4	33.2	* 01/05/17	at Auburn	w 73-47	2144
Rebounding margin	+6.2	-	* 01/08/17	at Florida	w 81-62	2232
ASSISTS	471	327	* 01/12/17	GEORGIA	w 66-63	12043
Assists per game	15.2	10.5	* 01/15/17	at LSU	w 84-61	2840
TURNOVERS	398	476	* 01/19/17	OLE MISS	w 65-46	12518
Turnovers per game	12.8	15.4	* 01/23/17	#4/4 MISSISSIPPI ST.	w 64-61	13120
Turnover margin	+2.5	-	* 01/26/17	at Georgia	w 62-44	3540
Assist/turnover ratio	1.2	0.7	* 01/30/17	TENNESSEE	L 74-76	13690
STEALS	266	174	* 02/02/17	at #25/- Kentucky	w 75-63	5533
Steals per game	8.6	5.6	* 02/05/17	at Arkansas	w 79-49	1650
BLOCKS	179	87	* 02/09/17	AUBURN	w 60-41	13360
Blocks per game	5.8	2.8	02/13/17	at #1/1 UConn	L 55-66	10167
ATTENDANCE	179940	80540	* 02/16/17	VANDERBILT	w 82-51	13089
Home games-Avg/Game	14-12853	13-4443	* 02/19/17	at Mizzou	L 60-62	5789
Neutral site-Avg/Game	-	4-5696	* 02/23/17	at Texas A&M	w 80-64	6402
			* 02/26/17	#22/- KENTUCKY	w 95-87	18000
			^ 03/03/17	vs Georgia	w 72-48	5702
			^ 03/04/17	vs #20/24 Kentucky	w 89-77	7554
			^ 03/05/17	vs #6/7 Mississippi State	w 59-49	7715

\* = Conference game

@ = Basketball Hall of Fame Women's Challenge (Columbia, S.C./Springfield, Mass.)

^ = SEC Tournament (Greenville, S.C.)



**2016-17 South Carolina Basketball**  
**South Carolina Combined Team Statistics (as of Feb 26, 2017)**  
**Conference games**



<b>RECORD:</b>	<b>OVERALL</b>	<b>HOME</b>	<b>AWAY</b>	<b>NEUTRAL</b>
ALL GAMES	14-2	7-1	7-1	0-0
CONFERENCE	14-2	7-1	7-1	0-0
NON-CONFERENCE	0-0	0-0	0-0	0-0

##	Player	gp-gs	min	avg	Total		3-Point		F-Throw		Rebounds			pf	dq	a	to	blk	stl	pts	avg			
					fg-fga	fg%	3fg-fga	3fg%	ft-fa	ft%	off	def	tot											
22	WILSON, A'ja	14-14	413	29.5	99-156	.635	0-1	.000	57-79	.722	41	78	119	8.5	27	0	21	27	31	18	255	18.2		
10	GRAY, Alisha	16-15	469	29.3	71-143	.497	18-55	.327	48-64	.750	34	41	75	4.7	37	1	40	25	11	24	208	13.0		
41	COATES, Alaina	15-15	425	28.3	75-113	.664	0-0	.000	40-63	.635	43	123	166	11.1	41	1	24	22	20	21	190	12.7		
03	DAVIS, Kaela	16-16	432	27.0	62-183	.339	19-71	.268	33-42	.786	12	38	50	3.1	40	0	30	33	0	15	176	11.0		
01	CUEVAS-MOORE, Bia	16-2	391	24.4	49-118	.415	19-46	.413	35-42	.833	5	21	26	1.6	24	0	24	25	0	20	152	9.5		
52	HARRIS, Tyasha	16-16	452	28.3	33-81	.407	13-41	.317	15-20	.750	1	29	30	1.9	27	0	60	25	5	21	94	5.9		
21	HERBERT HARRIGAN	16-1	215	13.4	26-59	.441	1-2	.500	6-11	.545	10	26	36	2.3	30	1	4	18	17	3	59	3.7		
04	CLINEY, Doniyah	16-0	270	16.9	11-33	.333	4-12	.333	6-14	.429	15	19	34	2.1	26	0	21	19	0	19	32	2.0		
12	BRADSHAW, Araion	11-0	52	4.7	2-9	.222	2-5	.400	6-8	.750	2	7	9	0.8	8	0	5	5	0	1	12	1.1		
15	DAVIS, Tiffany	6-1	28	4.7	2-5	.400	2-5	.400	0-0	.000	1	1	2	0.3	1	0	1	0	0	0	6	1.0		
00	PATRICK, Victoria	11-0	53	4.8	3-10	.300	2-7	.286	1-4	.250	1	4	5	0.5	5	0	0	0	1	1	9	0.8		
Team											17	28	45											
Total.....		16	3200	433-910		.476	80-245	.327	247-347	.712	182	415	597	37.3	266	3	230	203	85	143	1193	74.6		
Opponents.....		16	3200	342-930		.368	74-247	.300	164-242	.678	192	327	519	32.4	308	9	179	247	34	85	922	57.6		

<b>TEAM STATISTICS</b>	<b>SC</b>	<b>OPP</b>	<b>Date</b>	<b>Opponent</b>	<b>Score</b>	<b>Att.</b>
SCORING	1193	922	* 01/01/17	ALABAMA	w 93-45	12069
Points per game	74.6	57.6	* 01/05/17	at Auburn	w 73-47	2144
Scoring margin	+16.9	-	* 01/08/17	at Florida	w 81-62	2232
FIELD GOALS-ATT	433-910	342-930	* 01/12/17	GEORGIA	w 66-63	12043
Field goal pct	.476	.368	* 01/15/17	at LSU	w 84-61	2840
3 POINT FG-ATT	80-245	74-247	* 01/19/17	OLE MISS	w 65-46	12518
3-point FG pct	.327	.300	* 01/23/17	#4/4 MISSISSIPPI ST.	w 64-61	13120
3-pt FG made per game	5.0	4.6	* 01/26/17	at Georgia	w 62-44	3540
FREE THROWS-ATT	247-347	164-242	* 01/30/17	TENNESSEE	L 74-76	13690
Free throw pct	.712	.678	* 02/02/17	at #25/- Kentucky	w 75-63	5533
F-Throws made per game	15.4	10.3	* 02/05/17	at Arkansas	w 79-49	1650
REBOUNDS	597	519	* 02/09/17	AUBURN	w 60-41	13360
Rebounds per game	37.3	32.4	* 02/16/17	VANDERBILT	w 82-51	13089
Rebounding margin	+4.9	-	* 02/19/17	at Mizzou	L 60-62	5789
ASSISTS	230	179	* 02/23/17	at Texas A&M	w 80-64	6402
Assists per game	14.4	11.2	* 02/26/17	#22/- KENTUCKY	w 95-87	18000
TURNOVERS	203	247	* = Conference game			
Turnovers per game	12.7	15.4	@ = Basketball Hall of Fame Women's Challenge (Columbia, S.C./Springfield, Mass.)			
Turnover margin	+2.8	-				
Assist/turnover ratio	1.1	0.7				
STEALS	143	85				
Steals per game	8.9	5.3				
BLOCKS	85	34				
Blocks per game	5.3	2.1				
ATTENDANCE	107889	30130				
Home games-Avg/Game	8-13486	8-3766				
Neutral site-Avg/Game	-	0-0				

<b>Score by Periods</b>	<b>1st</b>	<b>2nd</b>	<b>3rd</b>	<b>4th</b>	<b>Totals</b>
South Carolina	328	283	289	293	1193
Opponents	202	234	217	269	922





**2016-17 South Carolina Basketball**  
**South Carolina Combined Team Statistics (as of Mar 05, 2017)**  
**vs Ranked Teams**



<b>RECORD:</b>	<b>OVERALL</b>	<b>HOME</b>	<b>AWAY</b>	<b>NEUTRAL</b>
ALL GAMES	9-1	3-0	3-1	3-0
CONFERENCE	3-0	2-0	1-0	0-0
NON-CONFERENCE	6-1	1-0	2-1	3-0

#	Player	gp-gs	min	avg	Total		3-Point		F-Throw		Rebounds			pf	dq	a	to	blk	stl	pts	avg			
					fg-fga	fg%	3fg-fga	3fg%	ft-fa	ft%	off	def	tot											
22	WILSON, A'ja	10-10	321	32.1	71-127	.559	0-0	.000	53-71	.746	22	61	83	8.3	25	1	15	28	32	12	195	19.5		
03	DAVIS, Kaela	10-10	299	29.9	48-118	.407	15-39	.385	27-31	.871	4	34	38	3.8	27	0	20	31	0	12	138	13.8		
10	GRAY, Allisha	10-9	309	30.9	43-87	.494	7-23	.304	27-40	.675	12	29	41	4.1	23	0	13	11	3	11	120	12.0		
41	COATES, Alaina	9-8	234	26.0	34-56	.607	0-0	.000	38-54	.704	31	72	103	11.4	25	0	15	16	8	6	106	11.8		
01	CUEVAS-MOORE, Bia	10-5	219	21.9	22-71	.310	7-21	.333	16-20	.800	6	13	19	1.9	21	0	15	16	0	10	67	6.7		
52	HARRIS, Tyasha	10-6	287	28.7	18-45	.400	7-24	.292	16-24	.667	2	8	10	1.0	20	0	35	17	1	7	59	5.9		
21	HERBERT HARRIGAN	10-1	162	16.2	19-37	.514	0-1	.000	8-11	.727	10	21	31	3.1	17	0	7	11	10	3	46	4.6		
04	CLINEY, Doniyah	10-0	138	13.8	3-11	.273	1-4	.250	12-20	.600	6	11	17	1.7	16	0	12	5	0	2	19	1.9		
15	DAVIS, Tiffany	4-1	17	4.3	1-2	.500	1-2	.500	1-2	.500	0	2	2	0.5	0	0	1	0	0	0	4	1.0		
12	BRADSHAW, Araion	4-0	8	2.0	0-1	.000	0-0	.000	0-0	.000	0	0	0	0.0	1	0	0	1	0	0	0	0.0		
00	PATRICK, Victoria	4-0	6	1.5	0-1	.000	0-1	.000	0-0	.000	0	0	0	0.0	0	0	0	0	0	0	0	0.0		
Team											15	21	36											
Total.....		10	2000		259-556	.466	38-115	.330	198-273	.725	108	272	380	38.0	175	1	133	138	54	63	754	75.4		
Opponents.....		10	2000		255-665	.383	48-197	.244	108-151	.715	144	208	352	35.2	229	13	121	128	39	53	666	66.6		

<b>TEAM STATISTICS</b>	<b>SC</b>	<b>OPP</b>	<b>Date</b>	<b>Opponent</b>	<b>Score</b>	<b>Att.</b>
SCORING	754	666	11/14/16	at #7/6 Ohio State	w 92-80	6683
Points per game	75.4	66.6	@ 11/27/16	vs #4/4 Louisville	w 83-59	1812
Scoring margin	+8.8	-	12/01/16	at #14/15 Texas	w 76-67	3330
FIELD GOALS-ATT	259-556	255-665	12/18/16	#9/9 UCLA	w 66-57	13367
Field goal pct	.466	.383	* 01/23/17	#4/4 MISSISSIPPI ST.	w 64-61	13120
3 POINT FG-ATT	38-115	48-197	* 02/02/17	at #25/- Kentucky	w 75-63	5533
3-point FG pct	.330	.244	02/13/17	at #1/1 UConn	L 55-66	10167
3-pt FG made per game	3.8	4.8	* 02/26/17	#22/- KENTUCKY	w 95-87	18000
FREE THROWS-ATT	198-273	108-151	^ 03/04/17	vs #20/24 Kentucky	w 89-77	7554
Free throw pct	.725	.715	^ 03/05/17	vs #6/7 Mississippi State	w 59-49	7715
F-Throws made per game	19.8	10.8	* = Conference game			
REBOUNDS	380	352	@ = Basketball Hall of Fame Women's Challenge (Columbia, S.C./Springfield, Mass.)			
Rebounds per game	38.0	35.2	^ = SEC Tournament (Greenville, S.C.)			
Rebounding margin	+2.8	-				
ASSISTS	133	121				
Assists per game	13.3	12.1				
TURNOVERS	138	128				
Turnovers per game	13.8	12.8				
Turnover margin	-1.0	-				
Assist/turnover ratio	1.0	0.9				
STEALS	63	53				
Steals per game	6.3	5.3				
BLOCKS	54	39				
Blocks per game	5.4	3.9				
ATTENDANCE	44487	42794				
Home games-Avg/Game	3-14829	4-6428				
Neutral site-Avg/Game	-	3-5694				

<b>Score by Periods</b>	<b>1st</b>	<b>2nd</b>	<b>3rd</b>	<b>4th</b>	<b>Totals</b>
South Carolina	172	191	185	206	754
Opponents	165	154	170	177	666



**2016-17 South Carolina Basketball**  
**South Carolina Combined Team Statistics (as of Mar 05, 2017)**  
**SEC Tournament**



<b>RECORD:</b>	<b>OVERALL</b>	<b>HOME</b>	<b>AWAY</b>	<b>NEUTRAL</b>
ALL GAMES	3-0	0-0	0-0	3-0
CONFERENCE	0-0	0-0	0-0	0-0
NON-CONFERENCE	3-0	0-0	0-0	3-0

##	Player	gp-gs	min	avg	Total		3-Point		F-Throw		Rebounds				pf	dq	a	to	blk	stl	pts	avg		
					fg-fga	fg%	3fg-fga	3fg%	ft-fga	ft%	off	def	tot	avg										
22	WILSON, A'ja	3-3	91	30.3	20-36	.556	0-0	.000	19-25	.760	5	19	24	8.0	7	0	1	3	16	5	59	19.7		
03	DAVIS, Kaela	3-3	92	30.7	19-38	.500	5-7	.714	6-6	1.000	0	9	9	3.0	8	0	7	6	0	2	49	16.3		
21	HERBERT HARRIGAN	3-2	73	24.3	11-16	.688	0-0	.000	6-8	.750	6	9	15	5.0	5	0	2	2	3	1	28	9.3		
01	CUEVAS-MOORE, Bia	3-1	83	27.7	7-19	.368	3-7	.429	8-10	.800	2	8	10	3.3	3	0	10	6	0	4	25	8.3		
10	GRAY, Allisha	3-3	87	29.0	10-23	.435	3-7	.429	2-2	1.000	4	7	11	3.7	6	0	3	3	1	3	25	8.3		
04	CLINEY, Doniyah	3-0	61	20.3	5-10	.500	1-2	.500	6-8	.750	2	7	9	3.0	3	0	8	2	0	0	17	5.7		
52	HARRIS, Tyasha	3-3	87	29.0	6-13	.462	2-4	.500	2-2	1.000	0	5	5	1.7	7	0	12	9	0	3	16	5.3		
41	COATES, Alaina	1-0	4	4.0	0-0	.000	0-0	.000	1-2	.500	0	1	1	1.0	0	0	1	0	0	0	1	1.0		
15	DAVIS, Tiffany	2-0	11	5.5	0-1	.000	0-1	.000	0-0	.000	0	0	0	0.0	2	0	0	1	0	0	0	0.0		
00	PATRICK, Victoria	2-0	6	3.0	0-0	.000	0-0	.000	0-0	.000	0	0	0	0.0	0	0	0	1	0	0	0	0.0		
12	BRADSHAW, Araion	2-0	5	2.5	0-0	.000	0-0	.000	0-0	.000	0	1	1	0.5	0	0	0	0	0	0	0	0.0		
Team											0	6	6											
Total.....		3	600		78-156	.500	14-28	.500	50-63	.794	19	72	91	30.3	41	0	44	35	20	18	220	73.3		
Opponents.....		3	600		69-195	.354	6-49	.122	30-36	.833	47	63	110	36.7	51	1	30	41	10	10	174	58.0		

<b>TEAM STATISTICS</b>	<b>SC</b>	<b>OPP</b>	<b>Date</b>	<b>Opponent</b>	<b>Score</b>	<b>Att.</b>
SCORING	220	174	^ 03/03/17	vs Georgia	w 72-48	5702
Points per game	73.3	58.0	^ 03/04/17	vs #20/24 Kentucky	w 89-77	7554
Scoring margin	+15.3	-	^ 03/05/17	vs #6/7 Mississippi State	w 59-49	7715
FIELD GOALS-ATT	78-156	69-195	* = Conference game			
Field goal pct	.500	.354	@ = Basketball Hall of Fame Women's Challenge (Columbia, S.C./Springfield, Mass.)			
3 POINT FG-ATT	14-28	6-49	^ = SEC Tournament (Greenville, S.C.)			
3-point FG pct	.500	.122				
3-pt FG made per game	4.7	2.0				
FREE THROWS-ATT	50-63	30-36				
Free throw pct	.794	.833				
F-Throws made per game	16.7	10.0				
REBOUNDS	91	110				
Rebounds per game	30.3	36.7				
Rebounding margin	-6.3	-				
ASSISTS	44	30				
Assists per game	14.7	10.0				
TURNOVERS	35	41				
Turnovers per game	11.7	13.7				
Turnover margin	+2.0	-				
Assist/turnover ratio	1.3	0.7				
STEALS	18	10				
Steals per game	6.0	3.3				
BLOCKS	20	10				
Blocks per game	6.7	3.3				
ATTENDANCE	0	20971				
Home games-Avg/Game	0-0	0-0				
Neutral site-Avg/Game	-	3-6990				

<b>Score by Periods</b>	<b>1st</b>	<b>2nd</b>	<b>3rd</b>	<b>4th</b>	<b>Totals</b>
South Carolina	58	60	41	61	220
Opponents	40	38	54	42	174



**2016-17 South Carolina Basketball**  
**South Carolina Combined Team Statistics (as of Mar 05, 2017)**  
**Last 5**



<b>RECORD:</b>	<b>OVERALL</b>	<b>HOME</b>	<b>AWAY</b>	<b>NEUTRAL</b>
ALL GAMES	5-0	1-0	1-0	3-0
CONFERENCE	2-0	1-0	1-0	0-0
NON-CONFERENCE	3-0	0-0	0-0	3-0

##	Player	gp-gs	min	avg	Total		3-Point		F-Throw		Rebounds			pf	dq	a	to	blk	stl	pts	avg	
					fg-fga	fg%	3fg-fga	3fg%	ft-fta	ft%	off	def	tot									
22	WILSON, A'ja	5-5	165	33.0	39-65	.600	0-0	.000	27-36	.750	9	40	49	9.8	9	0	6	5	21	9	105	21.0
03	DAVIS, Kaela	5-5	151	30.2	30-60	.500	5-11	.455	11-12	.917	2	19	21	4.2	14	0	13	10	0	2	76	15.2
10	GRAY, Allisha	5-4	147	29.4	19-39	.487	3-10	.300	13-15	.867	8	12	20	4.0	10	0	7	5	2	4	54	10.8
01	CUEVAS-MOORE, Bia	5-2	138	27.6	15-36	.417	5-13	.385	10-12	.833	3	8	11	2.2	7	0	12	11	0	11	45	9.0
21	HERBERT HARRIGAN	5-2	105	21.0	16-29	.552	0-0	.000	9-11	.818	6	13	19	3.8	12	0	4	2	5	2	41	8.2
52	HARRIS, Tyasha	5-5	145	29.0	12-22	.545	4-8	.500	8-10	.800	0	6	6	1.2	10	0	24	13	0	4	36	7.2
41	COATES, Alaina	2-1	31	15.5	5-8	.625	0-0	.000	4-7	.571	2	8	10	5.0	2	0	3	1	1	2	14	7.0
04	CLINEY, Doniyah	5-0	81	16.2	6-12	.500	1-2	.500	6-8	.750	4	8	12	2.4	7	0	8	4	0	1	19	3.8
15	DAVIS, Tiffany	4-1	22	5.5	1-2	.500	1-2	.500	0-0	.000	0	0	0	0.0	3	0	1	1	0	0	3	0.8
12	BRADSHAW, Araion	3-0	7	2.3	0-0	.000	0-0	.000	2-2	1.000	0	2	2	0.7	1	0	0	0	0	0	2	0.7
00	PATRICK, Victoria	3-0	8	2.7	0-0	.000	0-0	.000	0-0	.000	0	0	0	0.0	0	0	0	1	0	0	0	0.0
Team											1	9	10				2					
Total.....		5	1000		143-273	.524	19-46	.413	90-113	.796	35	125	160	32.0	75	0	78	55	29	35	395	79.0
Opponents.....		5	1000		123-321	.383	20-86	.233	59-74	.797	70	102	172	34.4	91	2	59	65	13	17	325	65.0

**TEAM STATISTICS**

	<b>SC</b>	<b>OPP</b>
SCORING	395	325
Points per game	79.0	65.0
Scoring margin	+14.0	-
FIELD GOALS-ATT	143-273	123-321
Field goal pct	.524	.383
3 POINT FG-ATT	19-46	20-86
3-point FG pct	.413	.233
3-pt FG made per game	3.8	4.0
FREE THROWS-ATT	90-113	59-74
Free throw pct	.796	.797
F-Throws made per game	18.0	11.8
REBOUNDS	160	172
Rebounds per game	32.0	34.4
Rebounding margin	-2.4	-
ASSISTS	78	59
Assists per game	15.6	11.8
TURNOVERS	55	65
Turnovers per game	11.0	13.0
Turnover margin	+2.0	-
Assist/turnover ratio	1.4	0.9
STEALS	35	17
Steals per game	7.0	3.4
BLOCKS	29	13
Blocks per game	5.8	2.6
ATTENDANCE	18000	27373
Home games-Avg/Game	1-18000	1-6402
Neutral site-Avg/Game	-	3-6990

<b>Date</b>	<b>Opponent</b>		<b>Score</b>	<b>Att.</b>
* 02/23/17	at Texas A&M	w	80-64	6402
* 02/26/17	#22/- KENTUCKY	w	95-87	18000
^ 03/03/17	vs Georgia	w	72-48	5702
^ 03/04/17	vs #20/24 Kentucky	w	89-77	7554
^ 03/05/17	vs #6/7 Mississippi State	w	59-49	7715

\* = Conference game

@ = Basketball Hall of Fame Women's Challenge (Columbia, S.C./Springfield, Mass.)

^ = SEC Tournament (Greenville, S.C.)

<b>Score by Periods</b>	<b>1st</b>	<b>2nd</b>	<b>3rd</b>	<b>4th</b>	<b>Totals</b>
South Carolina	102	105	77	111	395
Opponents	75	78	75	97	325





**2016-17 South Carolina Basketball**  
**South Carolina Game-by-Game Highs (as of Mar 05, 2017)**  
**All games**



Opponent	Date	Score	Points	Rebounds	Assists	Steals	Blocked shots
at #7/6 Ohio State	11/14/16	92-80	37-DAVIS, Kaela	13-COATES, Alaina	5-DAVIS, Kaela	3-DAVIS, Kaela	3-WILSON, A'ja
HAMPTON	11/20/16	92-38	28-COATES, Alaina	16-COATES, Alaina	5-DAVIS, Kaela	2-CUEVAS-MOORE, GRAY, Allisha CLINEY, Doniyah BRADSHAW, Araion	2-HERBERT HARRI COATES, Alaina WILSON, A'ja
MAINE	11/21/16	79-42	14-WILSON, A'ja	14-COATES, Alaina	4-CLINEY, Doniyah	2-CLINEY, Doniyah CUEVAS-MOORE,	4-WILSON, A'ja
SAINT PETER'S	11/22/16	93-38	16-COATES, Alaina	8-GRAY, Allisha CLINEY, Doniyah	5-GRAY, Allisha	5-CUEVAS-MOORE,	2-HERBERT HARRI WILSON, A'ja
vs #4/4 Louisville	11/27/16	83-59	17-COATES, Alaina GRAY, Allisha WILSON, A'ja	14-COATES, Alaina	6-HARRIS, Tyasha	4-COATES, Alaina	2-WILSON, A'ja
at #14/15 Texas	12/01/16	76-67	31-WILSON, A'ja	12-WILSON, A'ja	2-HERBERT HARRI CUEVAS-MOORE,	3-WILSON, A'ja HARRIS, Tyasha	4-WILSON, A'ja
at Duke	12/04/16	63-74	18-WILSON, A'ja	6-DAVIS, Kaela GRAY, Allisha WILSON, A'ja	6-GRAY, Allisha	2-DAVIS, Kaela CUEVAS-MOORE,	2-COATES, Alaina
MINNESOTA	12/11/16	98-58	22-DAVIS, Kaela	11-COATES, Alaina	7-GRAY, Allisha	2-WILSON, A'ja GRAY, Allisha CUEVAS-MOORE,	4-COATES, Alaina
CLEMSON	12/15/16	83-61	20-WILSON, A'ja	10-WILSON, A'ja COATES, Alaina	4-CUEVAS-MOORE, WILSON, A'ja DAVIS, Kaela	2-COATES, Alaina GRAY, Allisha	4-COATES, Alaina
#9/9 UCLA	12/18/16	66-57	20-COATES, Alaina	14-COATES, Alaina	2-GRAY, Allisha DAVIS, Kaela	2-DAVIS, Kaela	3-HERBERT HARRI
at Savannah State	12/21/16	70-30	18-WILSON, A'ja	7-COATES, Alaina CLINEY, Doniyah	5-CUEVAS-MOORE,	5-GRAY, Allisha	3-HERBERT HARRI
ALABAMA	01/01/17	93-45	23-WILSON, A'ja	11-COATES, Alaina	6-HARRIS, Tyasha	3-COATES, Alaina	4-HERBERT HARRI
at Auburn	01/05/17	73-47	21-DAVIS, Kaela	11-WILSON, A'ja	7-CUEVAS-MOORE,	1-WILSON, A'ja HARRIS, Tyasha COATES, Alaina DAVIS, Kaela	2-HERBERT HARRI WILSON, A'ja COATES, Alaina
at Florida	01/08/17	81-62	23-WILSON, A'ja	13-COATES, Alaina WILSON, A'ja	2-COATES, Alaina WILSON, A'ja GRAY, Allisha HARRIS, Tyasha	4-GRAY, Allisha	3-WILSON, A'ja
GEORGIA	01/12/17	66-63	25-CUEVAS-MOORE,	11-COATES, Alaina	3-HARRIS, Tyasha CUEVAS-MOORE,	4-HARRIS, Tyasha	1-PATRICK, Victoria
at LSU	01/15/17	84-61	24-COATES, Alaina	11-COATES, Alaina	3-DAVIS, Kaela CUEVAS-MOORE, HARRIS, Tyasha	3-CLINEY, Doniyah	3-GRAY, Allisha
OLE MISS	01/19/17	65-46	15-COATES, Alaina	15-COATES, Alaina	5-HARRIS, Tyasha	3-COATES, Alaina	2-HERBERT HARRI
#4/4 MISSISSIPPI ST.	01/23/17	64-61	26-WILSON, A'ja	12-COATES, Alaina	3-COATES, Alaina HARRIS, Tyasha	2-WILSON, A'ja GRAY, Allisha	3-WILSON, A'ja
at Georgia	01/26/17	62-44	19-WILSON, A'ja	13-COATES, Alaina	3-WILSON, A'ja	3-COATES, Alaina	4-COATES, Alaina
TENNESSEE	01/30/17	74-76	18-CUEVAS-MOORE,	9-COATES, Alaina	6-HARRIS, Tyasha	2-CLINEY, Doniyah	2-WILSON, A'ja
at #25/- Kentucky	02/02/17	75-63	20-COATES, Alaina WILSON, A'ja	18-COATES, Alaina	6-CLINEY, Doniyah	3-GRAY, Allisha DAVIS, Kaela	5-WILSON, A'ja
at Arkansas	02/05/17	79-49	18-WILSON, A'ja COATES, Alaina	19-COATES, Alaina	5-HARRIS, Tyasha	3-CLINEY, Doniyah	2-HERBERT HARRI
AUBURN	02/09/17	60-41	17-WILSON, A'ja	9-COATES, Alaina	6-GRAY, Allisha	3-HARRIS, Tyasha	2-HERBERT HARRI HARRIS, Tyasha WILSON, A'ja
at #1/1 UConn	02/13/17	55-66	17-WILSON, A'ja	15-COATES, Alaina	4-COATES, Alaina	2-HARRIS, Tyasha GRAY, Allisha	3-WILSON, A'ja
VANDERBILT	02/16/17	82-51	15-DAVIS, Kaela COATES, Alaina	8-WILSON, A'ja	5-GRAY, Allisha	5-WILSON, A'ja	3-COATES, Alaina
at Mizzou	02/19/17	60-62	23-WILSON, A'ja	9-WILSON, A'ja	3-GRAY, Allisha	3-GRAY, Allisha CUEVAS-MOORE,	3-WILSON, A'ja
at Texas A&M	02/23/17	80-64	21-WILSON, A'ja	15-WILSON, A'ja	4-HARRIS, Tyasha	6-CUEVAS-MOORE,	3-WILSON, A'ja
#22/- KENTUCKY	02/26/17	95-87	25-WILSON, A'ja	10-WILSON, A'ja	8-HARRIS, Tyasha	2-COATES, Alaina	2-WILSON, A'ja
vs Georgia	03/03/17	72-48	18-WILSON, A'ja	10-HERBERT HARRI	6-HARRIS, Tyasha	2-CUEVAS-MOORE,	7-WILSON, A'ja
vs #20/24 Kentucky	03/04/17	89-77	26-WILSON, A'ja	8-WILSON, A'ja	4-DAVIS, Kaela	2-HARRIS, Tyasha	5-WILSON, A'ja
vs #6/7 Mississippi State	03/05/17	59-49	23-DAVIS, Kaela	9-WILSON, A'ja	5-HARRIS, Tyasha	3-WILSON, A'ja	4-WILSON, A'ja



**2016-17 South Carolina Basketball**  
**South Carolina Points-Rebounds-Assists (as of Mar 05, 2017)**  
**All games**



Opponent	Date	Score	00		01		03		04		10		12		15	
			PATRICK,VI	CUEVAS-MOO	DAVIS,KAEL	CLINEY,DON	GRAY,ALLIS	BRADSHAW,A	DAVIS,TIFF							
at #7/6 Ohio State	11/14/16	92-80	w	0-0-0	9-2-2	37-10-5	0-1-0	24-7-3	0-0-0	0-0-0						
HAMPTON	11/20/16	92-38	w	4-2-1	4-1-1	3-7-5	2-1-0	16-1-4	0-1-1	4-2-0						
MAINE	11/21/16	79-42	w	3-1-0	7-1-2	10-3-3	4-4-4	10-3-3	0-0-1	2-2-1						
SAINT PETER'S	11/22/16	93-38	w	3-0-1	11-3-3	14-3-3	3-8-1	13-8-5	3-0-1	0-3-1						
vs #4/4 Louisville	11/27/16	83-59	w	0-0-0	4-1-3	13-8-1	3-4-0	17-3-0	0-0-0	1-2-0						
at #14/15 Texas	12/01/16	76-67	w	DNP	7-0-2	12-3-1	0-0-0	8-4-0	DNP	DNP						
at Duke	12/04/16	63-74	L	DNP	9-2-2	14-6-2	0-0-0	11-6-6	DNP	0-1-0						
MINNESOTA	12/11/16	98-58	w	3-0-0	6-2-1	22-3-4	6-8-3	18-5-7	3-2-2	0-1-0						
CLEMSON	12/15/16	83-61	w	0-0-0	4-2-4	17-3-4	7-9-1	8-2-1	0-1-1	0-0-0						
#9/9 UCLA	12/18/16	66-57	w	DNP	10-5-1	2-4-2	6-4-0	11-3-2	DNP	DNP						
at Savannah State	12/21/16	70-30	w	4-2-2	3-3-5	6-4-3	3-7-0	12-4-4	2-1-1	DNP						
ALABAMA	01/01/17	93-45	w	3-2-0	9-1-1	16-3-2	1-5-1	7-2-2	1-3-2	3-0-0						
at Auburn	01/05/17	73-47	w	3-0-0	19-2-7	21-5-2	3-1-6	5-4-2	DNP	0-0-0						
at Florida	01/08/17	81-62	w	0-0-0	3-2-1	10-6-1	1-1-0	18-6-2	0-0-0	DNP						
GEORGIA	01/12/17	66-63	w	0-0-0	25-2-3	4-3-2	0-4-1	14-7-1	DNP	DNP						
at LSU	01/15/17	84-61	w	0-0-0	17-2-3	8-2-3	3-1-0	21-5-2	3-1-0	DNP						
OLE MISS	01/19/17	65-46	w	0-1-0	7-2-0	14-1-0	4-2-1	11-5-4	2-0-0	DNP						
#4/4 MISSISSIPPI ST.	01/23/17	64-61	w	DNP	2-1-0	4-0-1	1-0-0	17-7-1	DNP	DNP						
at Georgia	01/26/17	62-44	w	DNP	6-6-1	8-3-1	7-4-1	18-4-1	3-0-1	DNP						
TENNESSEE	01/30/17	74-76	L	DNP	18-3-0	15-2-0	0-1-0	14-8-1	0-0-0	DNP						
at #25/- Kentucky	02/02/17	75-63	w	0-0-0	3-0-2	7-2-0	3-1-6	11-5-2	0-0-0	DNP						
at Arkansas	02/05/17	79-49	w	3-0-0	10-2-0	10-3-2	0-5-1	10-4-4	0-3-1	DNP						
AUBURN	02/09/17	60-41	w	0-0-0	0-1-0	11-0-5	2-1-1	9-3-6	0-1-0	DNP						
at #1/1 UConn	02/13/17	55-66	L	DNP	11-4-0	3-2-0	0-0-0	7-2-2	DNP	DNP						
VANDERBILT	02/16/17	82-51	w	0-2-0	7-1-3	15-5-3	2-5-3	11-2-5	1-0-1	0-2-0						
at Mizzou	02/19/17	60-62	L	DNP	6-0-1	6-3-2	3-0-0	13-4-3	DNP	0-0-0						
at Texas A&M	02/23/17	80-64	w	0-0-0	16-0-2	7-11-3	2-2-0	12-6-3	2-1-0	0-0-0						
#22/- KENTUCKY	02/26/17	95-87	w	DNP	4-1-0	20-1-3	0-1-0	17-3-1	DNP	3-0-1						
vs Georgia	03/03/17	72-48	w	0-0-0	8-5-5	9-1-0	11-3-2	17-4-1	0-1-0	0-0-0						
vs #20/24 Kentucky	03/04/17	89-77	w	0-0-0	13-3-3	17-3-4	4-2-3	6-2-2	0-0-0	0-0-0						
vs #6/7 Mississippi Sta	03/05/17	59-49	w	DNP	4-2-2	23-5-3	2-4-3	2-5-0	DNP	DNP						

Opponent	Date	Score	21		22		41		52	
			HERBERT HA	WILSON,A'J	COATES,ALA	HARRIS,TYA				
at #7/6 Ohio State	11/14/16	92-80	w	4-5-0	5-3-0	10-13-3	3-0-3			
HAMPTON	11/20/16	92-38	w	8-7-2	20-7-2	28-16-1	3-2-2			
MAINE	11/21/16	79-42	w	13-8-2	14-3-2	12-14-0	4-2-3			
SAINT PETER'S	11/22/16	93-38	w	9-4-0	14-5-4	16-7-2	7-0-1			
vs #4/4 Louisville	11/27/16	83-59	w	11-2-1	17-5-5	17-14-1	0-0-6			
at #14/15 Texas	12/01/16	76-67	w	2-4-2	31-12-0	6-7-0	10-1-0			
at Duke	12/04/16	63-74	L	0-3-1	18-6-0	8-5-2	3-1-1			
MINNESOTA	12/11/16	98-58	w	5-3-2	10-6-2	16-11-2	9-1-6			
CLEMSON	12/15/16	83-61	w	8-5-0	20-10-4	19-10-3	0-1-0			
#9/9 UCLA	12/18/16	66-57	w	2-7-0	13-13-0	20-14-0	2-1-1			
at Savannah State	12/21/16	70-30	w	3-6-0	18-3-1	9-7-2	10-5-1			
ALABAMA	01/01/17	93-45	w	4-5-1	23-9-2	19-11-1	7-1-6			
at Auburn	01/05/17	73-47	w	2-4-0	10-11-1	5-6-0	5-3-2			
at Florida	01/08/17	81-62	w	7-3-0	23-13-2	14-13-2	5-2-2			
GEORGIA	01/12/17	66-63	w	0-2-0	DNP	12-11-1	11-4-3			
at LSU	01/15/17	84-61	w	2-2-0	DNP	24-11-2	6-4-3			
OLE MISS	01/19/17	65-46	w	2-3-0	6-4-0	15-15-2	4-4-5			
#4/4 MISSISSIPPI ST.	01/23/17	64-61	w	0-0-0	26-9-2	9-12-3	5-1-3			
at Georgia	01/26/17	62-44	w	0-0-0	19-11-3	1-13-0	0-0-2			
TENNESSEE	01/30/17	74-76	L	0-1-0	14-4-1	7-9-2	6-1-6			
at #25/- Kentucky	02/02/17	75-63	w	4-2-0	20-9-3	20-18-1	7-1-5			
at Arkansas	02/05/17	79-49	w	6-6-0	18-1-0	18-19-4	4-1-5			
AUBURN	02/09/17	60-41	w	2-2-0	17-6-1	16-9-1	3-2-4			
at #1/1 UConn	02/13/17	55-66	L	0-3-1	17-5-1	10-15-4	7-2-3			
VANDERBILT	02/16/17	82-51	w	12-1-0	10-8-1	15-7-2	9-2-1			
at Mizzou	02/19/17	60-62	L	5-1-1	23-9-0	2-3-1	2-3-1			
at Texas A&M	02/23/17	80-64	w	13-1-1	21-15-2	DNP	7-0-4			
#22/- KENTUCKY	02/26/17	95-87	w	0-3-1	25-10-3	13-9-2	13-1-8			
vs Georgia	03/03/17	72-48	w	5-10-0	18-7-0	DNP	4-2-6			
vs #20/24 Kentucky	03/04/17	89-77	w	17-3-2	26-8-1	1-1-1	5-2-1			
vs #6/7 Mississippi Sta	03/05/17	59-49	w	6-2-0	15-9-0	DNP	7-1-5			



**2016-17 South Carolina Basketball**  
**South Carolina Team Game-by-Game Comparison (as of Mar 05, 2017)**  
**All games**



Opponent	1st	2nd	Score	Mar	Total FG	FG Pct	3-Pointers	3FG Pct	Free Throws	FT Pct	Rebounds	Assist	T/Over	Block	Steal	Fouls	
#7/6 Ohio State	44/39	48/41	92-80	+12	31-64/28-70	.484/.400	4-11/7-27	.364/.259	26-41/17-24	.634/.708	48/36	+12	16/10	17/17	5/5	9/2	22/29
HAMPPTON	53/26	39/12	92-38	+54	29-70/14-58	.414/.241	6-21/4-15	.286/.267	28-35/6-12	.800/.500	50/36	+14	19/9	9/24	8/3	12/3	12/26
MAINE	43/19	36/23	79-42	+37	33-59/15-56	.559/.268	3-14/5-22	.214/.227	10-16/7-9	.625/.778	42/27	+15	21/9	10/13	5/2	7/4	11/15
SAINT PETERS	64/21	29/17	93-38	+55	37-66/16-54	.561/.296	10-24/4-20	.417/.200	9-17/7-2	.529/1000	44/24	+20	22/6	13/22	7/1	17/11	4/14
#4/4 Louisville	37/29	46/30	83-59	+24	27-60/23-60	.450/.383	5-17/6-18	.294/.333	24-31/7-10	.774/.700	46/29	+17	17/14	13/17	6/9	7/3	19/27
#14/15 Texas	33/30	43/37	76-67	+9	22-52/28-68	.423/.412	2-10/4-13	.200/.308	30-40/7-14	.750/.500	37/40	(3)	5/13	13/17	6/9	10/5	18/29
Duke	29/36	34/38	63-74	(11)	24-57/30-60	.421/.500	6-23/5-12	.261/.417	9-14/9-11	.643/.818	33/30	+3	14/8	19/16	3/3	6/14	11/15
MINNESOTA	57/27	41/31	98-58	+40	38-72/18-63	.528/.286	16-33/10-32	.485/.313	6-10/12-18	.600/.667	45/38	+7	29/12	11/14	9/3	9/6	17/17
CLEMSON	38/28	45/33	83-61	+22	31-67/21-61	.463/.344	4-14/2-11	.286/.182	17-25/17-23	.680/.739	49/30	+19	18/5	13/11	11/2	6/5	19/20
#9/9 UCLA	26/26	40/31	66-57	+9	22-66/22-78	.333/.282	1-3/4-27	.333/.148	21-32/9-17	.656/.529	54/47	+7	6/9	15/9	5/7	4/11	14/27
Savannah State	39/12	31/18	70-30	+40	30-62/11-51	.484/.216	6-16/4-16	.375/.250	8-16/5-5	.500/1000	50/25	+25	19/3	10/16	6/1	12/7	9/9
ALABAMA	41/22	52/23	93-45	+48	34-64/16-59	.531/.271	14-28/3-18	.500/.167	19-26/9-12	.731/.750	44/27	+17	18/9	14/22	10/4	12/6	18/21
Auburn	41/25	32/22	73-47	+26	28-56/16-58	.500/.276	6-18/4-10	.333/.400	3-4/12-15	.750/.800	37/32	+5	20/6	15/11	6/1	4/4	19/11
Florida	47/24	34/38	81-62	+19	30-69/23-63	.435/.365	6-18/4-10	.333/.400	15-23/12-20	.652/.600	48/42	+6	10/11	14/22	6/2	13/6	22/22
GEORGIA	30/27	36/36	66-63	+3	22-60/24-57	.367/.421	6-18/7-15	.333/.467	16-22/8-14	.727/.571	34/40	(6)	11/19	11/18	1/4	13/4	14/22
LSU	49/36	35/25	84-61	+23	29-51/26-60	.569/.433	5-12/1-6	.417/.167	21-26/8-16	.808/.500	31/30	+1	13/8	16/18	4/1	12/8	15/19
OLE MISS	37/22	28/24	65-46	+19	23-57/19-52	.404/.365	2-9/2-9	.222/.222	17-24/6-14	.708/.429	41/31	+10	12/12	14/18	5/3	8/6	12/20
#4/4 MISSISSIPPI ST.	28/35	36/26	64-61	+3	20-42/26-66	.476/.394	3-13/6-16	.231/.375	21-28/3-9	.750/.333	33/34	(1)	10/16	14/9	5/3	5/8	17/23
Georgia	23/15	39/29	62-44	+18	20-57/20-54	.351/.370	5-16/1-10	.313/.100	17-31/3-8	.548/.375	45/38	+7	10/9	10/18	8/5	10/4	15/21
TENNESSEE	36/39	38/37	74-76	(2)	28-61/29-59	.459/.492	5-14/3-8	.357/.375	13-17/15-21	.765/.714	36/28	+8	10/14	13/9	2/2	5/7	21/15
#25/- Kentucky	42/23	33/40	75-63	+12	28-56/21-62	.500/.339	7-19/6-19	.368/.316	12-15/15-20	.800/.750	40/29	+11	19/9	17/14	8/0	7/5	18/15
Arkansas	43/25	36/24	79-49	+30	28-58/18-65	.483/.277	5-14/6-29	.357/.207	18-20/7-8	.900/.875	46/30	+16	17/10	12/13	4/1	10/4	13/17
AUBURN	29/16	31/25	60-41	+19	25-44/14-47	.568/.298	5-14/7-18	.357/.389	5-8/6-8	.625/.750	30/21	+9	18/10	14/10	7/3	3/8	10/11
#1/1 UConn	29/35	26/31	55-66	(11)	20-57/26-63	.351/.413	6-21/4-17	.286/.235	9-14/10-10	.643/1000	36/38	(2)	11/20	17/12	5/2	6/8	18/17
VANDERBILT	46/26	36/25	82-51	+31	32-67/12-53	.478/.226	3-18/4-18	.167/.222	15-31/23-28	.484/.821	37/41	(4)	19/7	5/20	7/1	12/2	19/28
Mizzou	30/26	30/36	60-62	(2)	21-51/24-49	.412/.490	3-18/6-18	.167/.333	15-22/8-11	.682/.727	26/34	(8)	9/10	14/21	3/1	12/6	19/23
Texas A&M	41/35	39/29	80-64	+16	31-62/24-59	.500/.407	3-11/5-11	.273/.455	15-16/11-17	.938/.647	38/33	+5	15/17	11/15	5/2	13/2	15/14
#22/- KENTUCKY	48/40	47/47	95-87	+8	34-55/30-67	.618/.448	2-7/9-26	.286/.346	25-34/18-21	.735/.857	31/29	+2	19/12	9/9	4/1	4/5	19/26
Georgia	42/16	30/32	72-48	+24	23-52/18-64	.442/.281	6-14/4-15	.429/.267	20-25/8-10	.800/.800	36/40	(4)	14/12	12/17	8/3	7/4	11/15
#20/24 Kentucky	47/36	42/41	89-77	+12	32-56/30-72	.571/.417	4-6/2-19	.667/.105	21-27/15-19	.778/.789	26/42	(16)	17/11	6/10	7/2	5/2	16/20
#6/7 Mississippi State	29/26	30/23	59-49	+10	23-48/21-59	.479/.356	4-8/0-15	.500/.000	9-11/7-7	.818/1000	29/28	+1	13/7	17/14	5/5	6/4	14/16

Note: Game totals are displayed in the format TEAM/OPPONENT for each category





Official Basketball Box Score - Game Totals - Final Statistics
#4/3 South Carolina vs #7/6 Ohio State
11/14/16 6 p.m. at Columbus, Ohio (Value City Arena)



#4/3 South Carolina 92 • 1-0

Table with columns: Player, FG-FGA, 3-Ptr, FT-FTA, Rebounds, PF, TP, A TO Blk Stl, Min. Lists stats for 22 players and team totals.

Summary statistics table with columns: 1st, 2nd, 3rd, 4th, Game, Deadball Rebounds. Includes FG%, 3FG%, FT% for both teams.

#7/6 Ohio State 80 • 1-1

Table with columns: Player, FG-FGA, 3-Ptr, FT-FTA, Rebounds, PF, TP, A TO Blk Stl, Min. Lists stats for 24 players and team totals.

Summary statistics table with columns: 1st, 2nd, 3rd, 4th, Game, Deadball Rebounds. Includes FG%, 3FG%, FT% for both teams.

Officials: Tina Napier, Felicia Grinter, Jesse Dickerson
Technical fouls: #4/3 South Carolina-None. #7/6 Ohio State-TEAM.
Attendance: 6683

Score by periods table with columns: 1st, 2nd, 3rd, 4th, Total. Shows scores for #4/3 South Carolina and #7/6 Ohio State.

Last FG - SC 4th-00:53, OSU 4th-00:11.
Largest lead - SC by 16 4th-00:53, OSU by 3 1st-00:46.
SC led for 33:58, OSU led for 02:54. Game was tied for 03:04.



Official Basketball Box Score - Game Totals - Final Statistics
Hampton vs #4/3 South Carolina
11/20/16 3 p.m. at Columbia, S.C./Colonial Life Arena



Hampton 38 • 0-4

Table with columns: Player, FG-FGA, 3-Ptr, FT-FTA, Rebounds, PF, TP, A TO Blk Stl, Min. Lists stats for 33 players and team totals.

Summary statistics table with columns: 1st, 2nd, 3rd, 4th, Game, Deadball Rebounds. Includes FG%, 3FG%, FT% for both teams.

#4/3 South Carolina 92 • 2-0

Table with columns: Player, FG-FGA, 3-Ptr, FT-FTA, Rebounds, PF, TP, A TO Blk Stl, Min. Lists stats for 22 players and team totals.

Summary statistics table with columns: 1st, 2nd, 3rd, 4th, Game, Deadball Rebounds. Includes FG%, 3FG%, FT% for both teams.

Officials: Frank Steratore, Kim Thebo, Angel Stanton
Technical fouls: Hampton-None. #4/3 South Carolina-None.
Attendance: 11795

Score by periods table with columns: 1st, 2nd, 3rd, 4th, Total. Shows scores for Hampton and #4/3 South Carolina.

Last FG - HU 4th-00:40, SC 4th-01:43.
Largest lead - HU by 3 1st-09:27, SC by 5 4th-01:43.
HU led for 02:26, SC led for 36:36. Game was tied for 00:33.



Official Basketball Box Score - Game Totals - Final Statistics
Maine vs #3/3 South Carolina
11/21/16 7:23 pm at Columbia, S.C./Colonial Life Arena



Maine 42 • 2-3

Table with columns: Player, FG-FGA, 3-Ptr, FT-FTA, Rebounds, PF, TP, A TO Blk Stl, Min. Lists stats for 33 players and team totals.

Summary statistics table with columns: 1st, 2nd, 3rd, 4th, Game, Deadball Rebounds. Includes FG%, 3FG%, FT% for both teams.

#3/3 South Carolina 79 • 3-0

Table with columns: Player, FG-FGA, 3-Ptr, FT-FTA, Rebounds, PF, TP, A TO Blk Stl, Min. Lists stats for 22 players and team totals.

Summary statistics table with columns: 1st, 2nd, 3rd, 4th, Game, Deadball Rebounds. Includes FG%, 3FG%, FT% for both teams.

Officials: Mark Zentz, Laura C Morris, Gina Cross
Technical fouls: Maine-None. #3/3 South Carolina-None.
Attendance: 11057

Score by periods table with columns: 1st, 2nd, 3rd, 4th, Total. Shows scores for Maine and #3/3 South Carolina.

Last FG - MAINE 4th-00:06, SC 4th-01:16.
Largest lead - MAINE None, SC by 41 4th-01:16.
MAINE led for 00:00, SC led for 39:47. Game was tied for 00:13.



Official Basketball Box Score - Game Totals - Final Statistics
Saint Peter's vs #3/3 South Carolina
11/22/16 7:15 p.m. at Columbia, S.C./Colonial Life Arena



Saint Peter's 38 • 0-4

Table with columns: Player, FG-FGA, 3-Ptr, FT-FTA, Rebounds, PF, TP, A TO Blk Stl, Min. Lists stats for 33 players and team totals.

Summary statistics table with columns: 1st, 2nd, 3rd, 4th, Game, Deadball Rebounds. Includes FG%, 3FG%, FT% for both teams.

#3/3 South Carolina 93 • 4-0

Table with columns: Player, FG-FGA, 3-Ptr, FT-FTA, Rebounds, PF, TP, A TO Blk Stl, Min. Lists stats for 22 players and team totals.

Summary statistics table with columns: 1st, 2nd, 3rd, 4th, Game, Deadball Rebounds. Includes FG%, 3FG%, FT% for both teams.

Officials: Metta Roberts, Cameron Inouye, Greg Small
Technical fouls: Saint Peter's-None. #3/3 South Carolina-None.
Attendance: 11455

Score by periods table with columns: 1st, 2nd, 3rd, 4th, Total. Shows scores for Saint Peter's and #3/3 South Carolina.

Last FG - SPU 4th-01:11, SC 4th-01:37.
Largest lead - SPU None, SC by 57 4th-01:37.
SPU led for 00:00, SC led for 39:36. Game was tied for 00:09.



Official Basketball Box Score - Game Totals - Final Statistics
#4/4 Louisville vs #3/3 South Carolina
11/27/16 1:00 pm at MassMutual Center



#4/4 Louisville 59 • 6-1

Box score table for Louisville vs South Carolina. Columns include Player, FG-FGA, 3-Ptr, FT-FTA, Rebounds, PF, TP, A TO Blk Stl, Min. Totals: 23-60, 6-18, 7-10, 9 20 29, 27 59, 14 17 5 3 200.

1st - FG %: 8-14 57.1% 2nd: 2-10 20.0% 3rd: 6-21 28.6% 4th: 7-15 46.7% Game: 23-60 38.3% Deadball Rebounds 1
3FG %: 4-4 100.0% 0-3 0.0% 1-9 11.1% 0-2 0.0% 6-18 33.3% 7-10 70.0%
FT %: 0-0 0.0% 5-6 83.3% 1-1 100.0% 1-3 33.3%

#3/3 South Carolina 83 • 5-0

Box score table for South Carolina vs Louisville. Columns include Player, FG-FGA, 3-Ptr, FT-FTA, Rebounds, PF, TP, A TO Blk Stl, Min. Totals: 27-60, 5-17, 24-31, 16 30 46, 19 83, 17 13 4 7 200.

1st - FG %: 8-18 44.4% 2nd: 5-11 45.5% 3rd: 8-18 44.4% 4th: 6-13 46.2% Game: 27-60 45.0% Deadball Rebounds 4
3FG %: 1-5 20.0% 0-3 0.0% 4-7 57.1% 0-2 0.0% 5-17 29.4%
FT %: 1-2 50.0% 9-14 64.3% 7-7 100.0% 7-8 87.5%

Officials: Joe Vaszily, Margaret Tieman, Tim Greene
Technical fouls: #4/4 Louisville-None. #3/3 South Carolina-TEAM.
Attendance: 1812

Score by periods table for Louisville vs South Carolina. Columns: 1st, 2nd, 3rd, 4th, Total. Totals: 20, 9, 15, 15, 59.

Points In Off 2nd Fast table for Louisville vs South Carolina. Columns: Points, In, Off, 2nd, Fast, Paint, T/O, Chance, Break, Bench. Totals: 24, 15, 5, 2, 25.

Last FG - LOU 4th-00:44, SC 4th-00:51.
Largest lead - LOU by 4 1st-03:16, SC by 28 4th-03:55.
LOU led for 04:40. SC led for 32:17. Game was tied for 02:03.
Score tied - 5 times.
Lead changed - 2 times.



Official Basketball Box Score - Game Totals - Final Statistics
#3/3 South Carolina vs #14/15 Texas
12/01/16 6:02 P.M. at Austin, TX (Frank Erwin Center)



#3/3 South Carolina 76 • 6-0

Box score table for South Carolina vs Texas. Columns include Player, FG-FGA, 3-Ptr, FT-FTA, Rebounds, PF, TP, A TO Blk Stl, Min. Totals: 22-52, 2-10, 30-40, 11 26 37, 18 76, 5 13 6 10 200.

1st - FG %: 6-14 42.9% 2nd: 5-13 38.5% 3rd: 5-12 41.7% 4th: 6-13 46.2% Game: 22-52 42.3% Deadball Rebounds 6
3FG %: 0-2 0.0% 0-0 0.0% 2-4 50.0% 0-4 0.0% 2-10 20.0%
FT %: 2-3 66.7% 9-14 64.3% 10-12 83.3% 9-11 81.8%

#14/15 Texas 67 • 2-3

Box score table for Texas vs South Carolina. Columns include Player, FG-FGA, 3-Ptr, FT-FTA, Rebounds, PF, TP, A TO Blk Stl, Min. Totals: 28-68, 4-13, 7-14, 19 21 40, 29 67, 13 17 9 5 200.

1st - FG %: 7-15 46.7% 2nd: 6-17 35.3% 3rd: 8-17 47.1% 4th: 7-19 36.8% Game: 28-68 41.2% Deadball Rebounds 2,2
3FG %: 1-1 100.0% 2-4 50.0% 1-3 33.3% 0-5 0.0% 4-13 30.8%
FT %: 1-2 50.0% 0-0 0.0% 2-8 25.0% 4-4 100.0%

Officials: Lisa Mattingly, Scott Yarbrough, Felicia Grinter
Technical fouls: #3/3 South Carolina-None. #14/15 Texas-None.
Attendance: 3330

Score by periods table for Texas vs South Carolina. Columns: 1st, 2nd, 3rd, 4th, Total. Totals: 14, 19, 22, 21, 76.

Points In Off 2nd Fast table for Texas vs South Carolina. Columns: Points, In, Off, 2nd, Fast, Paint, T/O, Chance, Break, Bench. Totals: 34, 14, 14, 2, 12.

Last FG - SC 4th-02:00, UT 4th-00:14.
Largest lead - SC by 11 4th-00:47, UT by 4 1st-07:39.
SC led for 18:07. UT led for 15:25. Game was tied for 06:28.
Score tied - 8 times.
Lead changed - 5 times.



Official Basketball Box Score - Game Totals - Final Statistics
#3/3 South Carolina vs Duke
12/04/16 2:00 PM at Durham, N.C. (Cameron Indoor Stadium)



#3/3 South Carolina 63 • 6-1

Box score table for South Carolina vs Duke. Columns include Player, FG-FGA, 3-Ptr, FT-FTA, Rebounds, PF, TP, A TO Blk Stl, Min. Totals: 24-57, 6-23, 9-14, 16 17 33, 11 63, 14 19 3 6 200.

1st - FG %: 7-15 46.7% 2nd: 6-14 42.9% 3rd: 5-13 38.5% 4th: 6-15 40.0% Game: 24-57 42.1% Deadball Rebounds 4
3FG %: 0-4 0.0% 1-4 25.0% 1-5 20.0% 4-10 40.0% 6-23 26.1%
FT %: 2-3 66.7% 0-0 0.0% 3-5 60.0% 4-6 66.7%

Duke 74 • 9-1

Box score table for Duke vs South Carolina. Columns include Player, FG-FGA, 3-Ptr, FT-FTA, Rebounds, PF, TP, A TO Blk Stl, Min. Totals: 30-60, 5-12, 9-11, 13 17 30, 15 74, 8 16 3 14 200.

1st - FG %: 6-14 42.9% 2nd: 10-19 52.6% 3rd: 9-18 50.0% 4th: 5-9 55.6% Game: 30-60 50.0% Deadball Rebounds 2,1
3FG %: 1-3 33.3% 2-3 66.7% 1-3 33.3% 1-3 33.3% 6-23 26.1%
FT %: 1-2 50.0% 0-0 0.0% 0-1 0.0%

Officials: Dee Kantner, Edward Sidlasky, Bruce Morris
Technical fouls: #3/3 South Carolina-TEAM. Duke-None.
Attendance: 6036

Score by periods table for Duke vs South Carolina. Columns: 1st, 2nd, 3rd, 4th, Total. Totals: 16, 13, 14, 20, 63.

Points In Off 2nd Fast table for Duke vs South Carolina. Columns: Points, In, Off, 2nd, Fast, Paint, T/O, Chance, Break, Bench. Totals: 32, 18, 14, 9, 3.

Last FG - SC 4th-01:42, DU 4th-00:51.
Largest lead - SC by 11 1st-03:46, DU by 12 3rd-00:09.
SC led for 09:17. DU led for 28:30. Game was tied for 02:13.
Score tied - 4 times.
Lead changed - 3 times.



Official Basketball Box Score - Game Totals - Final Statistics
Minnesota vs #6/6 South Carolina
12/11/16 3 p.m. at Columbia, S.C./Colonial Life Arena



Minnesota 58 • 7-4

Box score table for Minnesota vs South Carolina. Columns include Player, FG-FGA, 3-Ptr, FT-FTA, Rebounds, PF, TP, A TO Blk Stl, Min. Totals: 18-63, 10-32, 12-18, 18 20 38, 17 58, 12 14 3 6 200.

1st - FG %: 5-18 27.8% 2nd: 2-10 20.0% 3rd: 5-16 31.3% 4th: 6-19 31.6% Game: 18-63 28.6% Deadball Rebounds 3
3FG %: 3-10 30.0% 2-7 28.6% 2-5 40.0% 3-10 30.0% 10-32 31.3%
FT %: 0-0 0.0% 8-10 80.0% 1-2 50.0% 3-6 50.0%

#6/6 South Carolina 98 • 7-1

Box score table for South Carolina vs Minnesota. Columns include Player, FG-FGA, 3-Ptr, FT-FTA, Rebounds, PF, TP, A TO Blk Stl, Min. Totals: 38-72, 16-33, 6-10, 17 28 45, 17 98, 29 11 9 9 200.

1st - FG %: 9-21 42.9% 2nd: 12-19 63.2% 3rd: 12-18 66.7% 4th: 5-14 35.7% Game: 38-72 52.8% Deadball Rebounds 1,2
3FG %: 5-10 50.0% 7-10 70.0% 3-7 42.9% 1-6 16.7% 16-33 48.5%
FT %: 1-2 50.0% 2-2 100.0% 1-3 33.3% 2-3 66.7%

Score by periods table for South Carolina vs Minnesota. Columns: 1st, 2nd, 3rd, 4th, Total. Totals: 13, 14, 13, 18, 58.

Points In Off 2nd Fast table for South Carolina vs Minnesota. Columns: Points, In, Off, 2nd, Fast, Paint, T/O, Chance, Break, Bench. Totals: 42, 11, 21, 9, 21.

Officials: Tina Napier, Michael McConnell, Dawn Marsh
Technical fouls: Minnesota-None. #6/6 South Carolina-None.
Attendance: 12461

Last FG - MINN 4th-01:34, SC 4th-01:51.
Largest lead - MINN None, SC by 49 4th-08:41.
MINN led for 00:00. SC led for 38:46. Game was tied for 01:00.
Score tied - 0 times.
Lead changed - 0 times.



Official Basketball Box Score - Game Totals - Final Statistics
Clemson vs #6/6 South Carolina
12/15/16 7 p.m. at Columbia, S.C./Colonial Life Arena



Clemson 61 • 8-2

Table with columns: # Player, Total FG-FGA, 3-Ptr FG-FGA, FT-FTA, Rebounds Off Def Tot, PF, TP, A TO Blk Stl, Min. Rows include Sirah Diarra, Ivy Atkims, Nelly Perry, etc.

Summary statistics for Clemson: 1st FG %: 7-15 46.7%, 2nd: 5-15 33.3%, 3rd: 3-15 20.0%, 4th: 6-16 37.5%, Game: 21-61 34.4%, Deadball Rebounds 3.

#6/6 South Carolina 83 • 8-1

Table with columns: # Player, Total FG-FGA, 3-Ptr FG-FGA, FT-FTA, Rebounds Off Def Tot, PF, TP, A TO Blk Stl, Min. Rows include WILSON, A'ja, COATES, Alaina, CUEVAS-MOORE, etc.

Summary statistics for South Carolina: 1st FG %: 7-14 50.0%, 2nd: 7-17 41.2%, 3rd: 9-16 56.3%, 4th: 8-20 40.0%, Game: 31-67 46.3%, Deadball Rebounds 6, 2.

Officials: Dee Kantner, Felicia Grinter, Roy Gulbeyan
Technical fouls: Clemson-None. #6/6 South Carolina-None.
Attendance: 11916

Score by periods table: 1st 2nd 3rd 4th Total. Clemson 16 12 15 18 61. #6/6 South Carolina 22 16 21 24 83.

Last FG - CU 4th-04:41, SC 4th-03:04.
Largest lead - CU by 2 1st-07:57, SC by 23 4th-01:52.
CU led for 01:05. SC led for 36:32. Game was tied for 02:23.

Points In Off 2nd Fast Break Bench. CU 26 6 8 4 18. SC 50 10 21 13 15.

Score tied - 3 times.
Lead changed - 2 times.



Official Basketball Box Score - Game Totals - Final Statistics
#9/9 UCLA vs #6/6 South Carolina
12/18/16 2 p.m. at Columbia, S.C./Colonial Life Arena



#9/9 UCLA 57 • 8-2

Table with columns: # Player, Total FG-FGA, 3-Ptr FG-FGA, FT-FTA, Rebounds Off Def Tot, PF, TP, A TO Blk Stl, Min. Rows include Billings, Monique, Korver, Kari, Canada, Jordin, etc.

Summary statistics for UCLA: 1st FG %: 5-20 25.0%, 2nd: 5-19 26.3%, 3rd: 5-19 26.3%, 4th: 7-20 35.0%, Game: 22-78 28.2%, Deadball Rebounds 5, 2.

#6/6 South Carolina 66 • 9-1

Table with columns: # Player, Total FG-FGA, 3-Ptr FG-FGA, FT-FTA, Rebounds Off Def Tot, PF, TP, A TO Blk Stl, Min. Rows include WILSON, A'ja, COATES, Alaina, CUEVAS-MOORE, etc.

Summary statistics for South Carolina: 1st FG %: 2-15 13.3%, 2nd: 7-16 43.8%, 3rd: 10-20 50.0%, 4th: 3-15 20.0%, Game: 22-66 33.3%, Deadball Rebounds 7, 4.

Officials: Bob Trammell, Laura Morris, Maj Forsberg
Technical fouls: #9/9 UCLA-TEAM. #6/6 South Carolina-None.
Attendance: 13367

Score by periods table: 1st 2nd 3rd 4th Total. #9/9 UCLA 11 15 12 19 57. #6/6 South Carolina 6 20 23 17 66.

Last FG - UCLA 4th-00:12, SC 4th-03:25.
Largest lead - UCLA by 7 1st-02:54, SC by 16 4th-02:02.
UCLA led for 17:45. SC led for 19:01. Game was tied for 03:14.

Points In Off 2nd Fast Break Bench. Points UCLA 34 15 12 14 11. SC 40 5 19 8 10.

Score tied - 3 times.
Lead changed - 3 times.



Official Basketball Box Score - Game Totals - Final Statistics
#6/6 South Carolina vs Savannah State
12/21/16 7 p.m. at Tiger Arena (Savannah, Ga.)



#6/6 South Carolina 70 • 10-1

Table with columns: # Player, Total FG-FGA, 3-Ptr FG-FGA, FT-FTA, Rebounds Off Def Tot, PF, TP, A TO Blk Stl, Min. Rows include WILSON, A'ja, COATES, Alaina, CUEVAS-MOORE, etc.

Summary statistics for South Carolina: 1st FG %: 8-15 53.3%, 2nd: 9-17 52.9%, 3rd: 9-16 56.3%, 4th: 4-14 28.6%, Game: 30-62 48.4%, Deadball Rebounds 5.

Savannah State 30 • 2-9

Table with columns: # Player, Total FG-FGA, 3-Ptr FG-FGA, FT-FTA, Rebounds Off Def Tot, PF, TP, A TO Blk Stl, Min. Rows include EDWARDS, Jeremica, DAVIS, Tiyonda, HENDRIX, Kenyata, etc.

Summary statistics for Savannah State: 1st FG %: 2-11 18.2%, 2nd: 2-13 15.4%, 3rd: 4-11 36.4%, 4th: 3-16 18.8%, Game: 11-51 21.6%, Deadball Rebounds 0.

Officials: Alicia Walker, Carla Roberts, Roy Jackson
Technical fouls: #6/6 South Carolina-None. Savannah State-None.
Attendance: 1411

Score by periods table: 1st 2nd 3rd 4th Total. #6/6 South Carolina 19 20 11 7 70. Savannah State 7 5 11 7 30.

Last FG - SC 4th-02:14, SSU 4th-04:13.
Largest lead - SC by 40 4th-01:23, SSU None.
SC led for 39:42. SSU led for 00:00. Game was tied for 00:18.

Points In Off 2nd Fast Break Bench. Points Alabama 42 21 22 20 22. SSU 8 4 5 4 8.

Score tied - 0 times.
Lead changed - 0 times.



Official Basketball Box Score - Game Totals - Final Statistics
Alabama vs #6/6 South Carolina
01/01/17 2 p.m. at Columbia, S.C./Colonial Life Arena



Alabama 45 • 12-2 (0-1 SEC)

Table with columns: # Player, Total FG-FGA, 3-Ptr FG-FGA, FT-FTA, Rebounds Off Def Tot, PF, TP, A TO Blk Stl, Min. Rows include Williams, Ashley, Lewis, Jordan, Cook, Hannah, etc.

Summary statistics for Alabama: 1st FG %: 4-13 30.8%, 2nd: 4-13 30.8%, 3rd: 4-14 28.6%, 4th: 4-19 21.1%, Game: 16-59 27.1%, Deadball Rebounds 3, 1.

#6/6 South Carolina 93 • 11-1 (1-0 SEC)

Table with columns: # Player, Total FG-FGA, 3-Ptr FG-FGA, FT-FTA, Rebounds Off Def Tot, PF, TP, A TO Blk Stl, Min. Rows include WILSON, A'ja, COATES, Alaina, DAVIS, Kaela, etc.

Summary statistics for South Carolina: 1st FG %: 11-16 68.8%, 2nd: 5-12 41.7%, 3rd: 11-18 61.1%, 4th: 7-18 38.9%, Game: 34-64 53.1%, Deadball Rebounds 6, 2.

Officials: Michael McConnell, Jules Gallien, Kylie Galloway
Technical fouls: Alabama-None. #6/6 South Carolina-None.
Attendance: 12069

Score by periods table: 1st 2nd 3rd 4th Total. Alabama 9 13 11 12 45. #6/6 South Carolina 27 14 31 21 93.

Last FG - UA 4th-03:56, SC 4th-01:54.
Largest lead - UA None, SC by 48 4th-01:12.
UA led for 00:00. SC led for 39:36. Game was tied for 00:24.

Points In Off 2nd Fast Break Bench. Points UA 14 14 5 6 12. SC 54 36 18 19 21.

Score tied - 0 times.
Lead changed - 0 times.





Official Basketball Box Score -- Game Totals -- Final Statistics
#5/5 South Carolina vs Auburn
1/5/17 6:00 p.m. at Auburn Arena -- Auburn, Ala.



#5/5 South Carolina 73 • 12-1, 2-0 SEC

Table with columns: Player, FG-FGA, 3-Ptr, FT-FTA, Rebounds, PF, TP, A TO Blk Stl, Min. Includes player stats for Wilson, Coates, Davis, Gray, Harris, Patrick, Cuevas-Moore, Cliney, and Herberr Harrigan.

Summary statistics table for the game, including FG%, 3FG%, FT%, and game totals.

Auburn 47 • 11-5, 1-1 SEC

Table with columns: Player, FG-FGA, 3-Ptr, FT-FTA, Rebounds, PF, TP, A TO Blk Stl, Min. Includes player stats for Jones, Jessica, Montgomery, Frerking, McKay, Alexander, Sanders, Jones, Lewis, and Dieng.

Summary statistics table for the game, including FG%, 3FG%, FT%, and game totals.

Officials: Lisa Mattingly, Brian Hall, Roy Gulbeyan
Technical fouls: #5/5 South Carolina-None. Auburn-None.
Attendance: 2144

Score by periods table showing 1st, 2nd, 3rd, 4th, and Total scores for both teams.

Points in paint, off T/O, 2nd chance, fast break, and bench points table.

Last FG - SC 4th-00:15, AU 4th-07:48.
Largest lead - SC by 26 4th-05:32, AU None.
SC led for 39:40. AU led for 00:00. Game was tied for 00:20.

Score tied - 0 times.
Lead changed - 0 times.



Official Basketball Box Score -- Game Totals -- Final Statistics
#5/5 South Carolina vs Florida
01/08/17 12 Noon ET at Gainesville, FL (Exactech Arena)



#5/5 South Carolina 81 • 13-1, 3-0 SEC

Table with columns: Player, FG-FGA, 3-Ptr, FT-FTA, Rebounds, PF, TP, A TO Blk Stl, Min. Includes player stats for Wilson, Coates, Davis, Gray, Harris, Patrick, Cuevas-Moore, Cliney, Bradshaw, and Herberr Harrigan.

Summary statistics table for the game, including FG%, 3FG%, FT%, and game totals.

Florida 62 • 9-7, 0-3 SEC

Table with columns: Player, FG-FGA, 3-Ptr, FT-FTA, Rebounds, PF, TP, A TO Blk Stl, Min. Includes player stats for Williams, Lorenzen, Fleming, Washington, Anderson, Searcy, Morang, and Copeland.

Summary statistics table for the game, including FG%, 3FG%, FT%, and game totals.

Officials: Beverly Roberts, Brian Garland, Charlie Hust
Technical fouls: #5/5 South Carolina-None. Florida-None.
Attendance: 2232
UF#24 T.Fleming fouls out at 0:32.2(3), SC#10 A.Gray 5:08(4)
UF#01 R.Williams at 3:58(4)

Score by periods table showing 1st, 2nd, 3rd, 4th, and Total scores for both teams.

Points in paint, off T/O, 2nd chance, fast break, and bench points table.

Last FG - SC 4th-00:55, UF 4th-00:41.
Largest lead - SC by 23 2nd-00:00, UF by 4 1st-02:36.
SC led for 35:01. UF led for 03:27. Game was tied for 01:31.

Score tied - 3 times.
Lead changed - 6 times.



Official Basketball Box Score -- Game Totals -- Final Statistics
Georgia vs #5/5 South Carolina
01/12/17 7 p.m. at Columbia, S.C./Colonial Life Arena



Georgia 63 • 10-7 (2-2 SEC)

Table with columns: Player, FG-FGA, 3-Ptr, FT-FTA, Rebounds, PF, TP, A TO Blk Stl, Min. Includes player stats for Calliya Robinson, Mackenzie Ingram, Pachis Roberts, Haley Clark, Simone Costa, Shanea Armbrister, Stephanie Paul, and Halle Washington.

Summary statistics table for the game, including FG%, 3FG%, FT%, and game totals.

#5/5 South Carolina 66 • 14-1 (4-0 SEC)

Table with columns: Player, FG-FGA, 3-Ptr, FT-FTA, Rebounds, PF, TP, A TO Blk Stl, Min. Includes player stats for Herberr Harrigan, Coates, Davis, Gray, Harris, Patrick, Cuevas-Moore, Cliney, and Team.

Summary statistics table for the game, including FG%, 3FG%, FT%, and game totals.

Officials: Jesse Dickerson, Felicia Grinter, Gina Cross
Technical fouls: Georgia-Halle Washington. #5/5 South Carolina-COATES, Alaina.
Attendance: 12043

Score by periods table showing 1st, 2nd, 3rd, 4th, and Total scores for both teams.

Points in paint, off T/O, 2nd chance, fast break, and bench points table.

Last FG - UGA 4th-00:46, SC 4th-01:20.
Largest lead - UGA by 2 1st-05:30, SC by 13 1st-00:45.
UGA led for 01:27. SC led for 36:18. Game was tied for 01:49.

Score tied - 3 times.
Lead changed - 6 times.



Official Basketball Box Score -- Game Totals -- Final Statistics
#5/5 South Carolina vs LSU
01/15/17 2 p.m. at Baton Rouge, LA (Maravich Center)



#5/5 South Carolina 84 • 15-1 (5-0 SEC)

Table with columns: Player, FG-FGA, 3-Ptr, FT-FTA, Rebounds, PF, TP, A TO Blk Stl, Min. Includes player stats for Gray, Alisha, Coates, Cuevas-Moore, Davis, Kaela, Harris, Tyasha, Patrick, Victoria, Cliney, Doniyah, Bradshaw, Araion, and Herberr Harrigan.

Summary statistics table for the game, including FG%, 3FG%, FT%, and game totals.

LSU 61 • 14-4 (3-2 SEC)

Table with columns: Player, FG-FGA, 3-Ptr, FT-FTA, Rebounds, PF, TP, A TO Blk Stl, Min. Includes player stats for Mitchell, Ayana, Hyder, Alexis, Jackson, Chloe, Moncrief, Raigyne, Hill, Rina, Norton, Shanice, Rhodes, Jasmine, Rhode-Harris, J., and Neubert, Tatum.

Summary statistics table for the game, including FG%, 3FG%, FT%, and game totals.

Officials: Maj Forsberg, Eric Brewton, Metta Roberts
Technical fouls: #5/5 South Carolina-None. LSU-None.
Attendance: 2840

Score by periods table showing 1st, 2nd, 3rd, 4th, and Total scores for both teams.

Points in paint, off T/O, 2nd chance, fast break, and bench points table.

Last FG - SC 4th-01:30, LSU 4th-02:03.
Largest lead - SC by 28 4th-03:00, LSU by 2 1st-09:48.
SC led for 35:16. LSU led for 02:15. Game was tied for 02:29.

Score tied - 5 times.
Lead changed - 5 times.



Official Basketball Box Score - Game Totals - Final Statistics
Ole Miss vs #5/5 South Carolina
01/19/17 7 p.m. at Columbia, S.C./Colonial Life Arena



Ole Miss 46 • 13-6 (2-4 SEC)

Table with columns: Player, FG-FGA, 3-Ptr, FT-FTA, Rebounds, PF, TP, A TO Blk Stl, Min. Includes player stats for Joseph, Shequila, Manuel, Taylor, Sisk, Erika, Sessom, Shandricka, Lewis, Torri, Glover, Bree, Muhate, Cecilia, Muhammad, Madinah, Hart, Bretta, Alston, Alissa, Rodgers, Kate, Gibson, Shelby, and Team.

1st - FG %: 5-14 35.7% 2nd: 4-12 33.3% 3rd: 5-11 45.5% 4th: 5-15 33.3% Game: 19-52 36.5% Deadball Rebounds 6
3FG %: 1-1 100.0% 0-2 0.0% 0-4 0.0% 1-2 50.0% 2-9 22.2%
FT %: 0-0 0.0% 3-4 75.0% 3-8 37.5% 0-2 0.0%

#5/5 South Carolina 65 • 16-1 (6-0 SEC)

Table with columns: Player, FG-FGA, 3-Ptr, FT-FTA, Rebounds, PF, TP, A TO Blk Stl, Min. Includes player stats for WILSON, A'ja, COATES, Alaina, DAVIS, Kaela, GRAY, Allisha, HARRIS, Tyasha, PATRICK, Victoria, CUEVAS-MOORE, Bianc, CLINEY, Doniyah, BRADSHAW, Araion, HERBERT HARRIGAN, and Team.

1st - FG %: 7-19 36.8% 2nd: 6-14 42.9% 3rd: 5-10 50.0% 4th: 5-14 35.7% Game: 23-57 40.4% Deadball Rebounds 3,1
3FG %: 0-0 0.0% 1-4 25.0% 0-1 0.0% 1-4 25.0% 2-9 22.2%
FT %: 6-6 100.0% 4-6 66.7% 3-6 50.0% 1-4 25.0%

Officials: Lisa Mattingly, Douglas Knight, Eric Koch
Technical fouls: Ole Miss-None. #5/5 South Carolina-None.
Attendance: 12518

Score by periods table with columns: 1st, 2nd, 3rd, 4th, Total. Shows Ole Miss 11, 11, 13, 11, 46 and #5/5 South Carolina 20, 17, 14, 14, 65.

Last FG - OM 4th-00:14, SC 4th-01:00.
Largest lead - OM by 2 1st-08:52, SC by 21 4th-00:29.
OM led for 00:59. SC led for 38:35. Game was tied for 00:16.

Points In Off 2nd Fast Bench table. Shows points in paint, off the bench, 2nd chance, and fast break for both teams.

Score tied - 2 times.
Lead changed - 2 times.



Official Basketball Box Score - Game Totals - Final Statistics
#4/4 Mississippi St. vs #5/5 South Carolina
01/23/17 7 p.m. at Columbia, S.C./Colonial Life Arena



#4/4 Mississippi St. 61 • 20-1 (6-1 SEC)

Table with columns: Player, FG-FGA, 3-Ptr, FT-FTA, Rebounds, PF, TP, A TO Blk Stl, Min. Includes player stats for Breanna Richardson, Chinwe Okorie, Dominique Dillingham, Morgan William, Victoria Vivians, Blair Schaefer, Ameshya Williams, Roshunda Johnson, Ketaara Chapel, Teaira McCowan, Zion Campbell, and Team.

1st - FG %: 7-22 31.8% 2nd: 9-13 69.2% 3rd: 5-17 29.4% 4th: 5-14 35.7% Game: 26-66 39.4% Deadball Rebounds 2
3FG %: 2-6 33.3% 1-1 100.0% 2-4 50.0% 1-5 20.0%
FT %: 0-0 0.0% 0-5 0.0% 1-1 100.0% 2-3 66.7%

#5/5 South Carolina 64 • 17-1 (7-0 SEC)

Table with columns: Player, FG-FGA, 3-Ptr, FT-FTA, Rebounds, PF, TP, A TO Blk Stl, Min. Includes player stats for WILSON, A'ja, COATES, Alaina, DAVIS, Kaela, GRAY, Allisha, HARRIS, Tyasha, CUEVAS-MOORE, Bianc, CLINEY, Doniyah, HERBERT HARRIGAN, and Team.

1st - FG %: 6-12 50.0% 2nd: 4-6 66.7% 3rd: 5-12 41.7% 4th: 5-12 41.7% Game: 20-42 47.6% Deadball Rebounds 5,1
3FG %: 0-4 0.0% 0-1 0.0% 3-5 60.0% 0-3 0.0%
FT %: 3-3 100.0% 5-7 71.4% 8-12 66.7% 5-6 83.3%

Officials: Dee Kantner, Tina Napier, Bryan Enterline
Technical fouls: #4/4 Mississippi St.-None. #5/5 South Carolina-None.
Attendance: 13210

Score by periods table with columns: 1st, 2nd, 3rd, 4th, Total. Shows #4/4 Mississippi St. 16, 19, 13, 13, 61 and #5/5 South Carolina 15, 13, 21, 15, 64.

Last FG - MS 4th-01:25, SC 4th-00:25.
Largest lead - MS by 9 2nd-00:24, SC by 4 3rd-05:38.
MS led for 21:56. SC led for 10:55. Game was tied for 07:09.

Points In Off 2nd Fast Bench table. Shows points in paint, off the bench, 2nd chance, and fast break for both teams.

Score tied - 8 times.
Lead changed - 5 times.



Official Basketball Box Score - Game Totals - Final Statistics
#5/4 South Carolina vs Georgia
1/26/17 7 p.m. ET at Athens, Ga. (Stegeman Coliseum)



#5/4 South Carolina 62 • 18-1, 8-0 SEC

Table with columns: Player, FG-FGA, 3-Ptr, FT-FTA, Rebounds, PF, TP, A TO Blk Stl, Min. Includes player stats for WILSON, A'ja, COATES, Alaina, DAVIS, Kaela, GRAY, Allisha, HARRIS, Tyasha, CUEVAS-MOORE, Bianc, CLINEY, Doniyah, BRADSHAW, Araion, HERBERT HARRIGAN, and Team.

1st - FG %: 5-16 31.3% 2nd: 3-16 18.8% 3rd: 3-11 27.3% 4th: 9-14 64.3% Game: 20-57 35.1% Deadball Rebounds 7
3FG %: 1-4 25.0% 0-5 0.0% 2-4 50.0% 2-3 66.7%
FT %: 0-0 0.0% 6-9 66.7% 5-14 35.7% 6-8 75.0%

Georgia 44 • 10-10, 2-5 SEC

Table with columns: Player, FG-FGA, 3-Ptr, FT-FTA, Rebounds, PF, TP, A TO Blk Stl, Min. Includes player stats for Calliya Robinson, Mackenzie Ingram, Shanea Armbrister, Pachis Roberts, Haley Clark, Stephanie Paul, Halle Washington, Simone Costa, and Team.

1st - FG %: 3-11 27.3% 2nd: 4-14 28.6% 3rd: 7-14 50.0% 4th: 6-15 40.0% Game: 20-54 37.0% Deadball Rebounds 0
3FG %: 0-1 0.0% 0-3 0.0% 0-2 0.0% 1-4 25.0%
FT %: 0-0 0.0% 1-1 100.0% 1-3 33.3% 1-4 25.0%

Officials: Bob Trammell, Kevin Pethel and Meadow Overstreet
Technical fouls: #5/4 South Carolina-None. Georgia-Mackenzie Ingram.
Attendance: 3540

Score by periods table with columns: 1st, 2nd, 3rd, 4th, Total. Shows #5/4 South Carolina 11, 12, 13, 26, 62 and Georgia 6, 9, 15, 14, 44.

Last FG - SC 4th-01:02, UGA 4th-00:44.
Largest lead - SC by 18 4th-00:25, UGA by 4 1st-07:44.
SC led for 31:01. UGA led for 04:21. Game was tied for 04:36.

Points In Off 2nd Fast Bench table. Shows points in paint, off the bench, 2nd chance, and fast break for both teams.

Score tied - 2 times.
Lead changed - 1 time.



Official Basketball Box Score - Game Totals - Final Statistics
Tennessee vs #4/4 South Carolina
01/30/17 6 p.m. at Columbia, S.C./Colonial Life Arena



Tennessee 76 • 14-7 (5-3 SEC)

Table with columns: Player, FG-FGA, 3-Ptr, FT-FTA, Rebounds, PF, TP, A TO Blk Stl, Min. Includes player stats for Nared, Jaime, Russell, Mercedes, Reynolds, Jordan, Jackson, Meme, DeShields, Diamond, Nunn, Schaquilla, Middleton, Alexa, and Team.

1st - FG %: 8-15 53.3% 2nd: 9-16 56.3% 3rd: 3-15 20.0% 4th: 9-13 69.2% Game: 29-59 49.2% Deadball Rebounds 4,4
3FG %: 1-4 25.0% 1-2 50.0% 0-1 0.0% 1-1 100.0%
FT %: 3-6 50.0% 0-1 0.0% 7-8 87.5% 5-6 83.3%

#4/4 South Carolina 74 • 18-2 (8-1 SEC)

Table with columns: Player, FG-FGA, 3-Ptr, FT-FTA, Rebounds, PF, TP, A TO Blk Stl, Min. Includes player stats for WILSON, A'ja, COATES, Alaina, DAVIS, Kaela, GRAY, Allisha, HARRIS, Tyasha, CUEVAS-MOORE, Bianc, CLINEY, Doniyah, BRADSHAW, Araion, HERBERT HARRIGAN, and Team.

1st - FG %: 11-21 52.4% 2nd: 3-12 25.0% 3rd: 6-13 46.2% 4th: 8-15 53.3% Game: 28-61 45.9% Deadball Rebounds 1
3FG %: 1-3 33.3% 1-4 25.0% 1-3 33.3% 3-3 100.0%
FT %: 3-4 75.0% 3-4 75.0% 4-6 66.7% 3-3 100.0%

Officials: Susan Blauch, Michael Price, Brian Garland
Technical fouls: Tennessee-None. #4/4 South Carolina-WILSON, A'ja.
Attendance: 13690

Score by periods table with columns: 1st, 2nd, 3rd, 4th, Total. Shows Tennessee 20, 19, 13, 24, 76 and #4/4 South Carolina 26, 10, 17, 21, 74.

Last FG - TN 4th-00:46, SC 4th-00:15.
Largest lead - TN by 11 4th-05:51, SC by 9 1st-01:42.
TN led for 14:20. SC led for 20:45. Game was tied for 04:54.

Points In Off 2nd Fast Bench table. Shows points in paint, off the bench, 2nd chance, and fast break for both teams.

Score tied - 9 times.
Lead changed - 15 times.



Official Basketball Box Score - Game Totals - Final Statistics #4/6 South Carolina vs #25/- Kentucky



#4/6 South Carolina 75 • 19-2, 9-1

Box score table for South Carolina vs Kentucky. Columns include Player, FG-FGA, 3-Ptr, FT-FTA, Rebounds, PF, TP, A TO Blk, Stl, Min. Totals: 28-56, 7-19, 12-15, 10 30 40, 18 75, 19 17 8 7 200.

1st-FG %: 7-17 41.2% 2nd: 8-15 53.3% 3rd: 6-11 54.5% 4th: 7-13 53.8% Game: 28-56 50.0% Deadball Rebounds 3

#25/- Kentucky 63 • 15-8, 6-4

Box score table for Kentucky vs South Carolina. Columns include Player, FG-FGA, 3-Ptr, FT-FTA, Rebounds, PF, TP, A TO Blk, Stl, Min. Totals: 21-62, 6-19, 13-20, 12 17 29, 15 63, 9 14 0 5 200.

1st-FG %: 7-16 43.8% 2nd: 2-15 13.3% 3rd: 5-16 31.3% 4th: 7-15 46.7% Game: 21-62 33.9% Deadball Rebounds 41

Officials: Lisa Mattingly, Jesse Dickerson, Roy Gulbeyan Technical fouls: #4/6 South Carolina-COATES, Alaina. #25/- Kentucky-None. Attendance: 5533

Score by periods table for South Carolina vs Kentucky. Columns: 1st, 2nd, 3rd, 4th, Total. Totals: 20, 22, 15, 18, 75.

Points in game table for South Carolina vs Kentucky. Columns: In, Off, 2nd, Fast, Bench. Totals: 34, 15, 11, 2, 10, 7.

Last FG - SC 4th-00:24, UK 4th-00:51. Largest lead - SC by 27 3rd-02:51, UK by 1 1st-08:44. SC led for 36:22. UK led for 01:17. Game was tied for 02:21.

Score tied - 4 times. Lead changed - 4 times.



Official Basketball Box Score - Game Totals - Final Statistics #4/6 South Carolina vs Arkansas



#4/6 South Carolina 79 • 20-2, 10-1 SEC

Box score table for South Carolina vs Arkansas. Columns include Player, FG-FGA, 3-Ptr, FT-FTA, Rebounds, PF, TP, A TO Blk, Stl, Min. Totals: 28-58, 5-14, 18-20, 16 30 46, 13 79, 17 12 4 10 200.

1st-FG %: 8-16 50.0% 2nd: 9-17 52.9% 3rd: 6-11 54.5% 4th: 5-14 35.7% Game: 28-58 48.3% Deadball Rebounds 11

Arkansas 49 • 13-10, 2-8 SEC

Box score table for Arkansas vs South Carolina. Columns include Player, FG-FGA, 3-Ptr, FT-FTA, Rebounds, PF, TP, A TO Blk, Stl, Min. Totals: 18-65, 6-29, 7-8, 15 15 30, 17 49, 10 13 1 4 200.

1st-FG %: 4-18 22.2% 2nd: 7-19 36.8% 3rd: 2-12 16.7% 4th: 5-16 31.3% Game: 18-65 27.7% Deadball Rebounds 2

Officials: Cameron Inouye, Douglas Knight, Laura C Morris Technical fouls: #4/6 South Carolina-None. Arkansas-None. Attendance: 1650

Score by periods table for Arkansas vs South Carolina. Columns: 1st, 2nd, 3rd, 4th, Total. Totals: 21, 22, 23, 13, 79.

Points in game table for Arkansas vs South Carolina. Columns: In, Off, 2nd, Fast, Bench. Totals: 18, 15, 15, 2, 9, 31.

Last FG - SC 4th-00:43, AR 4th-02:59. Largest lead - SC by 33 4th-07:53, AR None. SC led for 38:35. AR led for 00:00. Game was tied for 01:25.

Score tied - 0 times. Lead changed - 0 times.



Official Basketball Box Score - Game Totals - Final Statistics Auburn vs #6/6 South Carolina



Auburn 41 • 15-10 (5-6 SEC)

Box score table for Auburn vs South Carolina. Columns include Player, FG-FGA, 3-Ptr, FT-FTA, Rebounds, PF, TP, A TO Blk, Stl, Min. Totals: 14-47, 7-18, 6-8, 10 11 21, 11 41, 10 10 3 8 200.

1st-FG %: 4-16 25.0% 2nd: 2-12 16.7% 3rd: 3-12 25.0% 4th: 5-7 71.4% Game: 14-47 29.8% Deadball Rebounds 2

#6/6 South Carolina 60 • 21-2 (11-1 SEC)

Box score table for South Carolina vs Auburn. Columns include Player, FG-FGA, 3-Ptr, FT-FTA, Rebounds, PF, TP, A TO Blk, Stl, Min. Totals: 25-44, 5-14, 5-8, 10 20 30, 10 60, 18 14 7 3 200.

1st-FG %: 6-11 54.5% 2nd: 7-12 58.3% 3rd: 8-13 61.5% 4th: 4-8 50.0% Game: 25-44 56.8% Deadball Rebounds 1,3

Officials: Dee Kantner, Gina Cross, Frank Steratore Technical fouls: Auburn-None. #6/6 South Carolina-None. Attendance: 13360

Score by periods table for Auburn vs South Carolina. Columns: 1st, 2nd, 3rd, 4th, Total. Totals: 9, 7, 9, 16, 41.

Points in game table for Auburn vs South Carolina. Columns: In, Off, 2nd, Fast, Bench. Totals: 34, 12, 14, 4, 4.

Last FG - AU 4th-02:13, SC 4th-02:44. Largest lead - AU None, SC by 25 3rd-03:28. AU led for 00:00. SC led for 38:51. Game was tied for 01:09.

Score tied - 1 time. Lead changed - 0 times.



Official Basketball Box Score - Game Totals - Final Statistics #6/6 South Carolina vs #1/1 UConn



#6/6 South Carolina 55 • 21-3

Box score table for South Carolina vs UConn. Columns include Player, FG-FGA, 3-Ptr, FT-FTA, Rebounds, PF, TP, A TO Blk, Stl, Min. Totals: 20-57, 6-21, 9-14, 15 21 36, 18 55, 11 17 5 6 200.

1st-FG %: 6-12 50.0% 2nd: 5-11 45.5% 3rd: 4-16 25.0% 4th: 5-18 27.8% Game: 20-57 35.1% Deadball Rebounds 5

#1/1 UConn 66 • 25-0

Box score table for UConn vs South Carolina. Columns include Player, FG-FGA, 3-Ptr, FT-FTA, Rebounds, PF, TP, A TO Blk, Stl, Min. Totals: 26-63, 4-17, 10-10, 16 22 38, 17 66, 20 12 2 8 200.

1st-FG %: 8-18 44.4% 2nd: 7-16 43.8% 3rd: 7-17 41.2% 4th: 4-12 33.3% Game: 26-63 41.3% Deadball Rebounds 0

Officials: Joseph Vaszily, Scott Yarbrough, Rachelle Jones Technical fouls: #6/6 South Carolina-None. #1/1 UConn-None. Attendance: 10167

Score by periods table for UConn vs South Carolina. Columns: 1st, 2nd, 3rd, 4th, Total. Totals: 16, 13, 10, 16, 55.

Points in game table for UConn vs South Carolina. Columns: In, Off, 2nd, Fast, Bench. Totals: 26, 15, 12, 2, 11, 7.

Last FG - SC 4th-00:18, UCONN 4th-02:15. Largest lead - SC by 3 2nd-05:42, UCONN by 16 4th-04:22. SC led for 05:11. UCONN led for 30:43. Game was tied for 04:06.

Score tied - 5 times. Lead changed - 6 times.





Official Basketball Box Score - Game Totals - Final Statistics
Vanderbilt vs #6/5 South Carolina
02/16/17 7 p.m. at Columbia, S.C./Colonial Life Arena



Vanderbilt 51 • 12-14 (2-11 SEC)

Box score table for Vanderbilt vs South Carolina. Columns include Player, FG-FGA, 3-Ptr, FT-FTA, Rebounds, PF, TP, A TO Blk Stl, Min. Totals: 12-53, 4-18, 23-28, 15 26 41, 28 51, 7 20 1 2 200.

Summary statistics for Vanderbilt vs South Carolina. 1st FG %: 2-10 20.0%, 2nd: 4-12 33.3%, 3rd: 5-15 33.3%, 4th: 1-16 6.3%, Game: 12-53 22.6%, Deadball Rebounds: 5, 2.

#6/5 South Carolina 82 • 22-3 (12-1 SEC)

Box score table for #6/5 South Carolina vs Vanderbilt. Columns include Player, FG-FGA, 3-Ptr, FT-FTA, Rebounds, PF, TP, A TO Blk Stl, Min. Totals: 32-67, 3-18, 15-31, 12 25 37, 19 82, 19 5 7 12 200.

Summary statistics for #6/5 South Carolina vs Vanderbilt. 1st FG %: 10-21 47.6%, 2nd: 9-17 52.9%, 3rd: 6-14 42.9%, 4th: 7-15 46.7%, Game: 32-67 47.8%, Deadball Rebounds: 11, 1.

Officials: Cameron Inouye, William L. Smith, Douglas Knight
Technical fouls: Vanderbilt-None. #6/5 South Carolina-None.
Attendance: 13089

Score by periods table for Vanderbilt vs South Carolina. 1st: 6, 2nd: 20, 3rd: 16, 4th: 9, Total: 51.

Points in game table for Vanderbilt vs South Carolina. In: 10, Off: 7, 2nd: 18, Fast: 6, Bench: 26.

Last FG - VANDY 4th-03:58, SC 4th-02:24.
Largest lead - VANDY None, SC by 33 4th-04:20.
VANDY led for 00:00. SC led for 38:50. Game was tied for 01:10.

Score tied - 0 times.
Lead changed - 0 times.



Official Basketball Box Score - Game Totals - Final Statistics
#6/5 South Carolina vs Mizzou
02/19/17 2 p.m. at Mizzou Arena



#6/5 South Carolina 60 • 22-4, 12-2

Box score table for #6/5 South Carolina vs Mizzou. Columns include Player, FG-FGA, 3-Ptr, FT-FTA, Rebounds, PF, TP, A TO Blk Stl, Min. Totals: 21-51, 3-18, 15-22, 8 26 34, 19 60, 9 14 3 12 200.

Summary statistics for #6/5 South Carolina vs Mizzou. 1st FG %: 5-14 35.7%, 2nd: 4-12 33.3%, 3rd: 8-13 61.5%, 4th: 4-12 33.3%, Game: 21-51 41.2%, Deadball Rebounds: 3, 1.

Mizzou 62 • 19-9, 9-5

Box score table for Mizzou vs #6/5 South Carolina. Columns include Player, FG-FGA, 3-Ptr, FT-FTA, Rebounds, PF, TP, A TO Blk Stl, Min. Totals: 24-49, 6-18, 8-11, 8 26 34, 23 62, 10 21 1 6 200.

Summary statistics for Mizzou vs #6/5 South Carolina. 1st FG %: 6-15 40.0%, 2nd: 4-9 44.4%, 3rd: 8-14 57.1%, 4th: 6-11 54.5%, Game: 24-49 49.0%, Deadball Rebounds: 6, 1.

Officials: Bryan Enterline, Metta Roberts, Luis Gonzalez
Technical fouls: #6/5 South Carolina-None. Mizzou-None.
Attendance: 5789

Score by periods table for Mizzou vs #6/5 South Carolina. 1st: 10, 2nd: 20, 3rd: 18, 4th: 12, Total: 60.

Points in game table for Mizzou vs #6/5 South Carolina. In: 15, Off: 11, 2nd: 18, Fast: 4, Bench: 8.

Last FG - SC 4th-01:24, MU 4th-00:01.
Largest lead - SC by 10 3rd-06:06, MU by 5 1st-00:09.
SC led for 17:47. MU led for 15:20. Game was tied for 06:53.

Score tied - 13 times.
Lead changed - 14 times.



Official Basketball Box Score - Game Totals - Final Statistics
#7/7 South Carolina vs Texas A&M
02/23/17 8 p.m. at College Station, Texas (Reed Arena)



#7/7 South Carolina 80 • 23-4, 13-2 SEC

Box score table for #7/7 South Carolina vs Texas A&M. Columns include Player, FG-FGA, 3-Ptr, FT-FTA, Rebounds, PF, TP, A TO Blk Stl, Min. Totals: 31-62, 3-11, 15-16, 10 28 38, 15 80, 15 11 5 13 200.

Summary statistics for #7/7 South Carolina vs Texas A&M. 1st FG %: 8-15 53.3%, 2nd: 11-16 68.8%, 3rd: 6-17 35.3%, 4th: 6-14 42.9%, Game: 31-62 50.0%, Deadball Rebounds: 1, 1.

Texas A&M 64 • 19-9, 9-6 SEC

Box score table for Texas A&M vs #7/7 South Carolina. Columns include Player, FG-FGA, 3-Ptr, FT-FTA, Rebounds, PF, TP, A TO Blk Stl, Min. Totals: 24-59, 5-11, 11-17, 12 21 33, 14 64, 17 15 2 2 200.

Summary statistics for Texas A&M vs #7/7 South Carolina. 1st FG %: 7-17 41.2%, 2nd: 7-14 50.0%, 3rd: 3-14 21.4%, 4th: 7-14 50.0%, Game: 24-59 40.7%, Deadball Rebounds: 1, 1.

Officials: Dee Kantner, Mark Zentz, Eric
Technical fouls: #7/7 South Carolina-None. Texas A&M-None.
Attendance: 6402

Score by periods table for Texas A&M vs #7/7 South Carolina. 1st: 19, 2nd: 22, 3rd: 19, 4th: 20, Total: 80.

Points in game table for Texas A&M vs #7/7 South Carolina. In: 18, Off: 22, 2nd: 18, Fast: 5, Bench: 17.

Last FG - SC 4th-01:52, TAMU 4th-00:41.
Largest lead - SC by 20 4th-05:52, TAMU by 3 1st-04:51.
SC led for 30:24. TAMU led for 07:46. Game was tied for 01:50.

Score tied - 5 times.
Lead changed - 12 times.



Official Basketball Box Score - Game Totals - Final Statistics
#22/- Kentucky vs #7/7 South Carolina
02/26/17 2 p.m. at Columbia, S.C./Colonial Life Arena



#22/- Kentucky 87 • 20-9 (11-5 SEC)

Box score table for #22/- Kentucky vs #7/7 South Carolina. Columns include Player, FG-FGA, 3-Ptr, FT-FTA, Rebounds, PF, TP, A TO Blk Stl, Min. Totals: 30-67, 9-26, 18-21, 11 28 29, 26 87, 12 9 1 5 200.

Summary statistics for #22/- Kentucky vs #7/7 South Carolina. 1st FG %: 6-14 42.9%, 2nd: 8-17 47.1%, 3rd: 5-15 33.3%, 4th: 11-21 52.4%, Game: 30-67 44.8%, Deadball Rebounds: 1, 1.

#7/7 South Carolina 95 • 24-4 (14-2 SEC)

Box score table for #7/7 South Carolina vs #22/- Kentucky. Columns include Player, FG-FGA, 3-Ptr, FT-FTA, Rebounds, PF, TP, A TO Blk Stl, Min. Totals: 34-55, 2-7, 25-34, 6 25 31, 19 95, 19 9 4 4 200.

Summary statistics for #7/7 South Carolina vs #22/- Kentucky. 1st FG %: 11-19 57.9%, 2nd: 8-13 61.5%, 3rd: 5-9 55.6%, 4th: 10-14 71.4%, Game: 34-55 61.8%, Deadball Rebounds: 5, 3.

Officials: Susan Blauch, Michael McConnell, Carla Fountain
Technical fouls: #22/- Kentucky-None. #7/7 South Carolina-None.
Attendance: 18000

Score by periods table for #7/7 South Carolina vs #22/- Kentucky. 1st: 17, 2nd: 23, 3rd: 15, 4th: 32, Total: 87.

Points in game table for #7/7 South Carolina vs #22/- Kentucky. In: 25, Off: 23, 2nd: 17, Fast: 30, Bench: 95.

Last FG - UK 4th-00:11, SC 4th-01:31.
Largest lead - UK None, SC by 14 2nd-05:58.
UK led for 00:00. SC led for 39:14. Game was tied for 00:37.

Score tied - 1 time.
Lead changed - 0 times.



Official Basketball Box Score -- Game Totals -- Final Statistics  
Georgia vs #5/5 South Carolina  
03/03/17 12 noon at Bon Secours Wellness Arena-Greenville,SC



Georgia 48 • 16-15

Table with columns: # Player, Total (FG-FGA, 3-Ptr FG-FGA, FT-FTA), Rebounds (Off, Def, Tot), PF, TP, A TO Blk Stl, Min. Includes player stats for Stephanie Paul, Caliya Robinson, Mackenzie Ingram, etc.

Summary statistics table for Georgia vs South Carolina, including FG%, 3FG%, FT%, and game totals.

#5/5 South Carolina 72 • 25-4

Table with columns: # Player, Total (FG-FGA, 3-Ptr FG-FGA, FT-FTA), Rebounds (Off, Def, Tot), PF, TP, A TO Blk Stl, Min. Includes player stats for Herbert Harrigan, Wilson, A'ja, Davis, Kaela, etc.

Summary statistics table for South Carolina vs Georgia, including FG%, 3FG%, FT%, and game totals.

Officials: Beverly Roberts, Eric Brewton, Eric Koch, A-E. Sidlasky  
Technical fouls: Georgia-None. #5/5 South Carolina-None.  
Attendance: 5702

Score by periods table for Georgia vs South Carolina.

Points in game table for Georgia vs South Carolina.

Last FG - UGA 4th-00:28, SC 4th-03:11.  
Largest lead - UGA by 3 1st-08:37, SC by 34 3rd-03:43.  
UGA led for 02:11. SC led for 35:24. Game was tied for 02:20.



Official Basketball Box Score -- Game Totals -- Final Statistics  
#20/24 Kentucky vs #5/5 South Carolina  
03/04/17 5:00 pm at Bon Secours Wellness Arena-Greenville,SC



#20/24 Kentucky 77 • 21-10

Table with columns: # Player, Total (FG-FGA, 3-Ptr FG-FGA, FT-FTA), Rebounds (Off, Def, Tot), PF, TP, A TO Blk Stl, Min. Includes player stats for Akhator, Evelyn, Rice, Alyssa, etc.

Summary statistics table for Kentucky vs South Carolina, including FG%, 3FG%, FT%, and game totals.

#5/5 South Carolina 89 • 26-4

Table with columns: # Player, Total (FG-FGA, 3-Ptr FG-FGA, FT-FTA), Rebounds (Off, Def, Tot), PF, TP, A TO Blk Stl, Min. Includes player stats for Herbert Harrigan, Wilson, A'ja, Davis, Kaela, etc.

Summary statistics table for South Carolina vs Kentucky, including FG%, 3FG%, FT%, and game totals.

Officials: Lisa Mattingly, Bob Trammell, Brian Garland, A-E. Brewton  
Technical fouls: #20/24 Kentucky-None. #5/5 South Carolina-None.  
Attendance: 7554

Score by periods table for Kentucky vs South Carolina.

Points in game table for Kentucky vs South Carolina.

Last FG - KY 4th-00:50, SC 4th-02:05.  
Largest lead - KY None, SC by 14 3rd-07:58.  
KY led for 00:00. SC led for 39:29. Game was tied for 00:16.



Official Basketball Box Score -- Game Totals -- Final Statistics  
#6/7 Mississippi State vs #5/5 South Carolina  
03/05/17 3:02 pm at Bon Secours Wellness Arena-Greenville,SC



#6/7 Mississippi State 49 • 29-4

Table with columns: # Player, Total (FG-FGA, 3-Ptr FG-FGA, FT-FTA), Rebounds (Off, Def, Tot), PF, TP, A TO Blk Stl, Min. Includes player stats for Richardson, Breanna, Okorie, Chinwe, etc.

Summary statistics table for Mississippi State vs South Carolina, including FG%, 3FG%, FT%, and game totals.

#5/5 South Carolina 59 • 27-4

Table with columns: # Player, Total (FG-FGA, 3-Ptr FG-FGA, FT-FTA), Rebounds (Off, Def, Tot), PF, TP, A TO Blk Stl, Min. Includes player stats for Wilson, A'ja, Cuevas-Moore, etc.

Summary statistics table for South Carolina vs Mississippi State, including FG%, 3FG%, FT%, and game totals.

Officials: Dee Kantner, Mark Zentz, Felicia Grinter, A-Sue Blauch  
Technical fouls: #6/7 Mississippi State-None. #5/5 South Carolina-None.  
Attendance: 7715

Score by periods table for Mississippi State vs South Carolina.

Points in game table for Mississippi State vs South Carolina.

Last FG - MST 4th-04:42, SC 4th-00:54.  
Largest lead - MST by 5 3rd-01:28, SC by 10 4th-00:35.  
MST led for 05:31. SC led for 32:17. Game was tied for 02:12.



# Dawn Staley

## Head Coach

### 9th Season at South Carolina

### Virginia, 1992

When three-time Olympic gold medalist Dawn Staley took the reins of the University of South Carolina women's basketball program on May 10, 2008, the Gamecocks' stature immediately rose not just in the Southeastern Conference but on the national stage as well. Building on a foundation of hard work, defensive effort and a "team first" mentality, South Carolina began to realize those expectations in 2011-12, and the program has continued to thrive as one of seven in the nation to be ranked in every Associated Press Top 25 poll since the start of the 2013-14 season. The Gamecocks boast six straight 25-win seasons, which include four SEC regular-season championships (2014, 2015, 2016, 2017), three SEC Tournament titles (2015, 2016, 2017), an NCAA Final Four appearance (2015) and three other Sweet 16 seasons (2012, 2014, 2016), the program's first ever No. 1 national ranking and a school-record 34 wins in 2014-15. Staley's success has united every demographic in the state of South Carolina as the Gamecocks' fan base tripled over a span of three seasons, and twice led the nation in home attendance (2014-15, 2015-16).

While her coaching career is blossoming, Staley is still recognized for her body of work as a one of the most decorated participants in United States women's basketball history. The Naismith Memorial Basketball Hall of Fame solidified her legacy with her enshrinement as part of the Class of 2013. The Phoenix Club of Philadelphia established the Dawn Staley Award recognizing the nation's top guard in women's Division I basketball in 2013 as well. Staley was inducted into the Women's Basketball Hall of Fame as part of the Class of 2012 and was one of the final nominees for induction to the U.S. Olympic Hall of Fame the same year. In the summer of 2011, the WNBA recognized her as one of the league's "Top 15," honoring the most influential players in the league's history.

Now in her 17th season as a head coach, Staley has amassed a 387-160 (.707) record, including her 215-80 (.729) slate in her ninth season at South Carolina. She has led her teams to eight 25-win seasons, a total of 13 postseason appearances (two WNIT) and 69 weeks in the Associated Press top 10, including 12 in the No. 1 spot. Also a force in USA Basketball, she was named the U.S. Women's National Team head coach for 2017-20. Already Staley has been the head coach of three gold medal teams – 2015 FIBA U19 World Championships, 2014 FIBA U18 Americas Championship, 2007 Pan Am Games – and served as an assistant on the Senior National Team 2006-08 and again from 2014 to present, helping the team to gold medals in the 2014 FIBA World Championship and the 2008 and 2016 Olympic Games.

In her ninth season at the helm of the Gamecocks, Staley has been named National Coach of the Year (2014, Basketball Times), a Naismith National Coach of the Year Finalist (2014, 2015, 2016), SEC Coach of the Year (2014, Coaches and AP; 2015, Coaches; 2016, Coaches and AP) and BCA Female Coach of the Year (2012). She became the fastest coach to 200 wins in program history, needing just 277 games at South Carolina to reach the plateau.

Under Staley's leadership, four Gamecocks have collected eight All-America selections, two have picked up four SEC Player of the Year honors, two have earned SEC Defensive Player of the Year recognition, one has been the SEC 6th Player of the Year and three were named SEC Freshman of the Year. She has coached 10 Gamecocks who earned All-SEC honors a combined 21 times, including 11 first-team selections, and two Gamecocks have been selected in the WNBA Draft in the last two seasons, including 2016 selection Tiffany Mitchell who became the third first-round selection for South Carolina and went on to earn WNBA All-Rookie Team honors.

### Coaching Highlights

#### College

- 12 NCAA Tournament Appearances (6 at South Carolina)
- 12 20-Win Seasons (6 at South Carolina)
- 5 Regular-Season Conference Titles (SEC 2014, 2015, 2016, 2017; A-10 2008)
- 7 Conference Tournament Titles (SEC 2015, 2016, 2017; A-10 2002, 2004, 2005, 2006)
- 3-time Naismith National Coach of the Year Finalist (2014, 2015, 2016)
- Basketball Times National Coach of the Year (2014)
- 4-time WBCA Region Coach of the Year (Region 3 2014, 2015, 2016; Region 1 2005)
- Five-time Conference Coach of the Year (SEC 2014, 2015, 2016; A-10 2004, 2005)

#### USA Basketball

- Senior National Team Head Coach (2017-20)
- Senior National Team Asst. Coach (2006-08, 2014-16) – Rio Olympics gold medal (2016), FIBA World Championship gold medal (2014), Beijing Olympics gold medal (2008), FIBA Americas Championship gold medal (2007), FIBA World Championship bronze medal (2006)
- U19 National Team Head Coach – FIBA U19 World Championship gold medal (2015)
- U18 National Team Head Coach – FIBA U18 Americas Championship gold medal (2014)
- Pan Am Games Head Coach – Gold medal (2007)

### Playing Highlights

#### U.S. Professional – 11 seasons

- Five-time WNBA All-Star (2001, 2002, 2003, 2005, 2006)
- Two-time ABL All-Star (1997, 1998)
- WNBA All-Decade Team

#### USA Basketball

- Olympic gold medalist (1996, 2000, 2004)
- Flag bearer for U.S. in Olympic Games Opening Ceremony (2004)
- Two-time USA Basketball Female Athlete of the Year (1994, 2004)

#### College – Virginia (1989-92)

- Kodak All-America (1990, 1991, 1992)
- Honda-Broderick Cup Award for Collegiate Female Athlete of the Year (1991)
- Two-time ACC Player of the Year (1991, 1992)
- NCAA Tournament MOP (1991)

### Other Notables

- Naismith Memorial Basketball Hall of Fame, Class of 2013
- Order of the Palmetto Recipient (2013)
- Women's Basketball Hall of Fame, Class of 2012

### Year-by-Year Coaching Record

Year	School	Record	Conf. Rec.	Conf. Finish	Postseason
2000-01	Temple	19-11	11-5	2nd East	WNIT
2001-02	Temple	20-11	12-4	2nd East	A-10 Tourn. Champ./NCAA 1st Round
2002-03	Temple	14-15	9-7	2nd East	
2003-04	Temple	21-10	14-2	1st East	A-10 Tourn. Champ./NCAA 1st Round
2004-05	Temple	28-4	16-0	1st East*	A-10 Tourn. Champ./NCAA 2nd Round
2005-06	Temple	24-8	12-4	3rd	A-10 Tourn. Champ./NCAA 1st Round
2006-07	Temple	25-8	13-1	2nd	NCAA 2nd Round
2007-08	Temple	21-13	12-2	T-1st	NCAA 1st Round
2008-09	South Carolina	10-18	2-12	11th	
2009-10	South Carolina	14-15	7-9	T-7th	
2010-11	South Carolina	18-15	8-8	T-5th	WNIT 2nd Round
2011-12	South Carolina	25-10	10-6	T-4th	NCAA Sweet 16
2012-13	South Carolina	25-8	11-5	T-4th	NCAA 2nd Round
2013-14	South Carolina	29-5	14-2	1st	NCAA Sweet 16
2014-15	South Carolina	34-3	15-1	T-1st	SEC Tourn. Champ./NCAA Final Four
2015-16	South Carolina	33-2	16-0	1st	SEC Tourn. Champ./NCAA Sweet 16
2016-17	South Carolina	27-4	14-2	1st	SEC Tourn. Champ.
<b>Career</b>	<b>17th season</b>	<b>387-160</b>	<b>196-70</b>		
<b>At SC</b>	<b>9th season</b>	<b>215-80</b>	<b>97-45</b>		



# ARAION BRADSHAW

# #12

**5-6 • Fr. • G • Boston, Mass. • Tabor Academy**  
**Major: Civil Engineering**

### This Season's Highlights

- Played in 21 games, including 11 SEC contests
- Grabbed career-high three rebounds at Arkansas (Feb. 5), all in six fourth-quarter minutes
- Started the second half at Georgia (Jan. 26), connecting on a 3-pointer to open the Gamecocks' scoring in the third quarter and stretch the lead to nine
- Matched her season high with 15 minutes at Savannah State (Dec. 21)

### Prior to South Carolina

- Ranked as the No. 32 recruit overall and No. 10 guard in the Class of 2016
- Helped high school to back-to-back finals in the NEPSAC Class A Tournament
- Earned NEPSAC Class A East All-Star honors as a senior

### Career Highs

**Pts** ..... 3, 4x, last at Georgia, 1/26/17  
**Rebs** ..... 3, 2x, last at Arkansas, 2/5/17  
**3FGs** ..... 1, 3x, last at Georgia, 1/26/17  
**Stls** ..... 2 vs. Hampton, 11/20/16  
**Assts** ..... 2, 2x, last vs. Alabama, 1/1/17  
**Min.** 15, 2x, last at Savannah St., 12/21/16

### SEC Career Highs

**Pts** ..... 3, 2x, last at Georgia, 1/26/17  
**Rebs** ..... 3, 2x, last at Arkansas, 2/5/17  
**3FGs** ..... 1, 2x, last at Georgia, 1/26/17  
**Stls** ..... 1 vs. Ole Miss, 1/19/17  
**Assts** ..... 2 vs. Alabama, 1/1/17  
**Min.** ..... 10 vs. Auburn, 2/9/17

#12 BRADSHAW, Araion

Opponent	Date	gs	min	Total		3-Pointers		Free throws		Rebounds				pf	a	t/o	blk	stl	pts	avg
				fg-fga	pct	3fg-fga	pct	ft-fga	pct	off	def	tot	avg							
at #7/6 Ohio State	11/14/16	1	0-0	.000	0-0	.000	0-0	.000	0	0	0	0	0	0	0	0	0	0	0	0.0
HAMPTON	11/20/16	10	0-0	.000	0-0	.000	0-0	.000	0	1	1	0.5	1	1	0	0	2	0	0.0	
MAINE	11/21/16	9	0-1	.000	0-0	.000	0-0	.000	0	0	0	0.3	1	1	1	0	0	0	0.0	
SAINT PETER'S	11/22/16	15	1-1	1.000	1-1	1.000	0-0	.000	0	0	0	0.3	0	1	1	0	0	3	0.8	
vs #4/4 Louisville	11/27/16	4	0-1	.000	0-0	.000	0-0	.000	0	0	0	0.2	0	0	0	0	0	0	0.6	
MINNESOTA	12/11/16	12	1-3	.333	1-2	.500	0-0	.000	1	1	2	0.5	2	2	2	0	1	3	1.0	
CLEMSON	12/15/16	9	0-0	.000	0-0	.000	0-0	.000	1	0	1	0.6	1	1	0	0	0	0	0.9	
at Savannah State	12/21/16	15	1-4	.250	0-2	.000	0-0	.000	0	1	1	0.6	2	1	0	0	1	2	1.0	
ALABAMA	01/01/17	6	0-2	.000	0-1	.000	1-2	.500	1	2	3	0.9	1	2	1	0	0	1	1.0	
at Florida	01/08/17	3	0-0	.000	0-0	.000	0-0	.000	0	0	0	0.8	1	0	0	0	0	0	0.9	
at LSU	01/15/17	4	1-1	1.000	1-1	1.000	0-0	.000	0	1	1	0.8	2	0	2	0	0	3	1.1	
OLE MISS	01/19/17	2	0-0	.000	0-0	.000	2-2	1.000	0	0	0	0.8	1	0	0	0	1	2	1.2	
at Georgia	01/26/17	7	1-2	.500	1-2	.500	0-0	.000	0	0	0	0.7	0	1	0	0	0	3	1.3	
TENNESSEE	01/30/17	2	0-0	.000	0-0	.000	0-0	.000	0	0	0	0.6	0	0	0	0	0	0	1.2	
at #25/ Kentucky	02/02/17	3	0-0	.000	0-0	.000	0-0	.000	0	0	0	0.6	1	0	1	0	0	0	1.1	
at Arkansas	02/05/17	7	0-2	.000	0-0	.000	0-0	.000	1	2	3	0.8	0	1	1	0	0	0	1.1	
AUBURN	02/09/17	10	0-2	.000	0-1	.000	0-0	.000	0	1	1	0.8	0	0	0	0	0	0	1.0	
VANDERBILT	02/16/17	6	0-0	.000	0-0	.000	1-2	.500	0	0	0	0.7	1	1	0	0	0	1	1.0	
at Texas A&M	02/23/17	2	0-0	.000	0-0	.000	2-2	1.000	0	1	1	0.7	1	0	0	0	0	2	1.1	
vs Georgia	03/03/17	5	0-0	.000	0-0	.000	0-0	.000	0	1	1	0.8	0	0	0	0	0	0	1.0	
vs #20/24 Kentucky	03/04/17	0	0-0	.000	0-0	.000	0-0	.000	0	0	0	0.7	0	0	0	0	0	0	1.0	
<b>Totals</b>		<b>0</b>	<b>132</b>	<b>5-19</b>	<b>.263</b>	<b>4-10</b>	<b>.400</b>	<b>6-8</b>	<b>.750</b>	<b>4</b>	<b>11</b>	<b>15</b>	<b>0.7</b>	<b>15</b>	<b>12</b>	<b>9</b>	<b>0</b>	<b>5</b>	<b>20</b>	<b>1.0</b>

Games played: 21  
 Minutes/game: 6.3  
 Points/game: 1.0  
 FG Pct: 26.3  
 3FG Pct: 40.0  
 FT Pct: 75.0

Rebounds/game: 0.7  
 Assists/game: 0.6  
 Turnovers/game: 0.4  
 Assist/turnover ratio: 1.3  
 Steals/game: 0.2

### Career Stats at South Carolina

Year	GP	GS	Min	Avg	FG	FGA	Pct	3FG	FGA	Pct	FT	FTA	Pct	Off	Def	Tot	Avg	PF	FO	A	TO	Blk	Stl	Pts	Avg
2016-17	21	0	132	6.3	5	19	.263	4	10	.400	6	8	.750	4	11	15	0.7	15	0	12	9	0	5	20	1.0





# DONIYAH CLINEY

# #4

**6-0 • So. • G • Newark, N.J. • Malcolm X Shabazz**  
**Major: Sociology**

### This Season's Highlights

- Played in every game with one start
- Led team in rebounding twice – Saint Peter's, at Savannah St.
- Netted a career-high 11 points on 4-of-8 shooting in the SEC quarterfinals against Georgia (March 3) ... connected on a 3-pointer with 45 seconds to go in the second quarter to send Carolina into the half with a 26-point lead
- Baseline jumper late in second quarter at Texas A&M (Feb. 23) launched 10-4 run to close the half that turned a back-and-forth opening 20 minutes into a six-point Gamecock lead
- Active on offensive glass at Arkansas (Feb. 5), grabbing four of her five on the offensive end – second-most on the team
- Facilitated the offense at #25/- Kentucky (Feb. 2) with a game-high six assists, the first of which led to a layup that sparked game-changing 22-4 run to close the first half
- Hit a 3-pointer to give Gamecocks first lead at Georgia (Jan. 26) and closed game with four of last five points
- Picked up two of her three steals in final minute of the first quarter at LSU (Jan. 15) to help Gamecocks to nine-point lead
- Slowed down #9/9 UCLA's backcourt attack (Dec. 18) and netted the final four points of the second quarter to even the score and give the Gamecocks momentum heading into halftime
- Was solid defensively in 20 minutes off the bench against #4/4 Louisville (Nov. 27)

### Miscellaneous

	Season	Career
10+ Points	1	2
Tm-High Rebs	2	2
Tm-High Assists	2	2

### Career Highs

Pts ..... 11 vs. Georgia, 3/3/17  
 Rebs ..... 9 vs. Clemson, 12/15/16  
 3FGs ..... 1, 10x, last vs. Georgia, 3/3/17  
 Stls ..... 3, 3x, last at Arkansas, 2/5/17  
 Assts ..... 6, 2x, last at Kentucky, 2/2/17  
 Min ..... 30 vs. Minnesota, 12/11/16

### SEC Career Highs

Pts ..... 10 vs. Florida, 2/11/16  
 Rebs ..... 5, 3x, last vs. Vanderbilt, 2/16/17  
 3FGs ..... 1, 7x, last at Missouri, 2/19/17  
 Stls ..... 3, 3x, last at Arkansas, 2/5/17  
 Assts ..... 6, 2x, last at Kentucky, 2/2/17  
 Min ..... 26 vs. Kentucky, 2/4/16

### NCAA Career Highs

Pts ..... 2 vs. Jacksonville, 3/18/16  
 Rebs .....  
 3FGs .....  
 Stls .....  
 Assts .....  
 Min .....  
 Rebs .....  
 3FGs .....  
 Stls .....  
 Assts .....  
 Min .....

### Season Highs

Pts ..... 11 vs. Georgia, 3/3  
 Rebs ..... 9 vs. Clemson, 12/15  
 3FGs ..... 1, 6x, last vs. Georgia, 3/3  
 Stls ..... 3, 2x, last at Arkansas, 2/5  
 Assts ..... 6, 2x, last at Kentucky, 2/2  
 Min ..... 30 vs. Minnesota, 12/11

### #04 CLINEY, Doniyah

Opponent	Date	gs	min	Total		3-Pointers		Free throws		Rebounds				pf	a	t/o	blk	stl	pts	avg
				fg-fga	pct	3fg-fga	pct	ft-fta	pct	off	def	tot	avg							
at #7/6 Ohio State	11/14/16	13	0-2	.000	0-0	.000	0-0	.000	1	0	1	1.0	0	0	0	0	0	0	0	0.0
HAMPTON	11/20/16	17	1-2	.500	0-0	.000	0-0	.000	0	1	1	1.0	0	0	2	0	2	2	1.0	
MAINE	11/21/16	22	1-2	.500	0-1	.000	2-2	1.000	1	3	4	2.0	2	4	1	0	2	4	2.0	
SAINT PETER'S	11/22/16	20	1-2	.500	1-1	1.000	0-0	.000	3	5	8	3.5	1	1	1	0	2	3	2.3	
vs #4/4 Louisville	11/27/16	20	0-1	.000	0-1	.000	3-6	.500	1	3	4	3.6	4	0	3	0	0	3	2.4	
at #14/15 Texas	12/01/16	4	0-0	.000	0-0	.000	0-0	.000	0	0	0	0.0	2	0	0	0	0	0	0.0	
at Duke	12/04/16	2	0-0	.000	0-0	.000	0-0	.000	0	0	0	2.6	0	0	1	0	0	0	1.7	
MINNESOTA	12/11/16	30	3-5	.600	0-1	.000	0-0	.000	4	4	8	3.3	2	3	0	1	0	6	2.3	
CLEMSON	12/15/16	19	2-4	.500	0-0	.000	3-5	.600	3	6	9	3.9	1	1	1	0	1	7	2.8	
#9/9 UCLA	12/18/16	29	1-4	.250	0-1	.000	4-6	.667	2	2	4	3.9	2	0	0	0	1	6	3.1	
at Savannah State	12/21/16	21	1-2	.500	0-0	.000	1-2	.500	3	4	7	4.2	1	0	2	0	1	3	3.1	
ALABAMA	01/01/17	20	0-1	.000	0-0	.000	1-2	.500	1	4	5	4.3	3	1	1	0	1	1	2.9	
at Auburn	01/05/17	21	1-1	1.000	1-1	1.000	0-0	.000	1	0	1	4.0	0	6	1	0	0	3	2.9	
at Florida	01/08/17	15	0-1	.000	0-1	.000	1-2	.500	1	0	1	3.8	0	0	1	0	1	1	2.8	
GEORGIA	01/12/17	21	0-3	.000	0-1	.000	0-0	.000	1	3	4	3.8	1	1	1	0	1	0	2.6	
at LSU	01/15/17	23	1-3	.333	0-1	.000	1-2	.500	0	1	1	3.6	2	0	1	0	3	3	2.6	
OLE MISS	01/19/17	20	2-6	.333	0-2	.000	0-2	.000	1	1	2	3.5	3	1	1	0	2	4	2.7	
#4/4 MISSISSIPPI ST.	01/23/17	7	0-0	.000	0-0	.000	1-2	.500	0	0	0	3.3	1	0	0	0	0	1	2.6	
at Georgia	01/26/17	19	2-3	.667	1-1	1.000	2-2	1.000	1	3	4	3.4	0	1	1	0	2	7	2.8	
TENNESSEE	01/30/17	16	0-2	.000	0-1	.000	0-0	.000	1	0	1	3.3	2	0	2	0	2	0	2.7	
at #25/- Kentucky	02/02/17	17	1-1	1.000	1-1	1.000	0-0	.000	0	1	1	3.1	2	6	1	0	1	3	2.7	
at Arkansas	02/05/17	24	0-4	.000	0-1	.000	0-0	.000	4	1	5	3.2	1	1	3	0	3	0	2.6	
AUBURN	02/09/17	15	1-1	1.000	0-0	.000	0-0	.000	1	0	1	3.1	2	1	3	0	0	2	2.6	
at #1/1 UConn	02/13/17	3	0-0	.000	0-0	.000	0-0	.000	0	0	0	3.0	0	0	0	0	0	0	2.5	
VANDERBILT	02/16/17	14	1-2	.500	0-1	.000	0-2	.000	1	4	5	3.1	2	3	1	0	0	2	2.4	
at Mizzou	02/19/17	18	1-3	.333	1-1	1.000	0-0	.000	0	0	0	3.0	3	0	0	0	2	3	2.5	
at Texas A&M	02/23/17	11	1-1	1.000	0-0	.000	0-0	.000	1	1	2	2.9	2	0	2	0	1	2	2.4	
#22/- KENTUCKY	02/26/17	9	0-1	.000	0-0	.000	0-0	.000	1	0	1	2.9	2	0	0	0	0	0	2.4	
vs Georgia	03/03/17	25	4-8	.500	1-1	1.000	2-2	1.000	1	2	3	2.9	0	2	1	0	0	11	2.7	
vs #20/24 Kentucky	03/04/17	18	1-1	1.000	0-0	.000	2-2	1.000	0	2	2	2.8	3	3	0	0	0	4	2.7	
vs #6/7 Mississippi State	03/05/17	18	0-1	.000	0-1	.000	2-4	.500	1	3	4	2.9	0	3	1	0	0	2	2.7	
Totals		1	531	26-67	.388	6-19	.316	25-43	581	35	54	89	2.9	44	38	32	1	28	83	2.7

Games played: 31  
 Minutes/game: 17.1  
 Points/game: 2.7  
 FG Pct: 38.8  
 3FG Pct: 31.6  
 FT Pct: 58.1

Rebounds/game: 2.9  
 Assists/game: 1.2  
 Turnovers/game: 1.0  
 Assist/turnover ratio: 1.2  
 Steals/game: 0.9  
 Blocks/game: 0.0

### Career NCAA Tournament Game-by-Game

Date	Opponent	GS	MIN	FG-A	3FG-A	FT-A	Reb	PF	A	T/O	B	S	TP
3/18/16	Jacksonville	5	1-1	0-0	0-0	0	1	0	0	0	0	0	2
3/20/16	Kansas St.	6	0-1	0-0	0-0	0	1	0	0	0	0	0	0
3/25/16	#14/15 Syracuse	— DNP —											
Totals		0	11	1-2	0-0	0-0	0	1	0	0	0	0	2
			5.5	.500	—	—	0.0	0.0					1.0

### Career Stats at South Carolina

Year	GP	GS	Min	Avg	FG	FGA	Pct	3FG	FGA	Pct	FT	FTA	Pct	Off	Def	Tot	Avg	PF	FO	A	TO	Blk	Stl	Pts	Avg
2014-15	— Did Not Play —																								
2015-16	20	3	219	11.0	20	47	.426	4	13	.308	18	27	.667	5	11	16	0.8	24	0	14	21	1	10	62	3.1
2016-17	31	1	531	17.1	26	67	.388	6	19	.316	25	43	.581	35	54	89	2.9	44	0	38	32	1	28	83	2.7
<b>Career</b>	<b>51</b>	<b>4</b>	<b>750</b>	<b>14.7</b>	<b>46</b>	<b>114</b>	<b>.404</b>	<b>10</b>	<b>32</b>	<b>.313</b>	<b>43</b>	<b>70</b>	<b>.614</b>	<b>40</b>	<b>65</b>	<b>105</b>	<b>2.1</b>	<b>68</b>	<b>0</b>	<b>52</b>	<b>53</b>	<b>2</b>	<b>38</b>	<b>145</b>	<b>2.8</b>



# ALAINA COATES

# #41

**6-4 • Sr. • C • Irmo, S.C. • Dutch Fork**  
**Major: Sociology**

### Career Highlights

Rated No. 9 player in the nation by espnW  
 Four-time All-SEC (2016, 2017 First Team; 2014, 2015 Second Team)  
 Two-time SEC All-Defensive Team (2015, 2017)  
 Wooden Award Late Season Top 20 (2017)  
 Naismith Trophy Top 30 Watch List (2017)  
 USBWA Drysdale Midseason and Wade Watch Lists (2017)  
 2017 Preseason All-America Second Team (espnW, Lindy's, Sporting News)

Naismith Midseason Watch List (2015-16)  
 2016 NCAA Sioux Falls All-Regional Team  
 2015 NCAA Greensboro Region MOP  
 2015 SEC All-Tournament Team  
 SEC Co-6th Player of the Year (2014 Coaches)  
 SEC Freshman of the Year (2014 Coaches, AP)  
 Freshman All-America First Team (2013-14 Full Court)  
 SEC All-Freshman Team (2014)  
 2015 Pan American Games, silver medal (USA)

### This Season's Highlights

- Selected to be a team captain this season
- Three-time SEC Player of the Week (11/15-21, 11/22-28, 12/13-19); USBWA National Player of the Week (12-13/19)
- Tops the SEC and is third in the nation in field goal percentage ... is 12th nationally and first in the conference in rebounds ... comes in 22nd in the SEC in scoring
- Led the league with 11.1 rebounds in conference play ... averaged a double-double in SEC play – 12.7 ppg, 11.1 rpg
- Played just four minutes of the SEC Tournament dealing with a nagging ankle injury
- Returned from ankle injury to fall just one rebound shy of a double-double against #22/- Kentucky (Feb. 26), picking up eight of her 13 points in the first half
- Netted 10 points and grabbed nine of her game-high 15 boards in the second half at #1/1 UConn (Feb. 13) to notch her fourth double-double against a top-10 opponent this season
- Scored six of team's first 12 points to put Auburn (Feb. 9) on its heels early, finishing 7-of-9 from the floor
- Dominated down low early and often at Arkansas (Feb. 5), beginning with personal 6-0 run in first quarter to open 13-2 lead just 4:30 into the game and recording her double-double with 3:00 left in first half ... career-high 19 rebounds are most by any SEC player this season
- Scored 13 of her game-high 20 points in the second half at #25/- Kentucky (Feb. 2)
- Protected the rim at Georgia (Jan. 26) with a game-high four blocks, the first of which gave her 200 for her career
- Converted a key layup to put Carolina ahead by three with 25 seconds to play against #4/4 Mississippi State (Jan. 23)
- Had six points and six rebounds in eight first-quarter minutes against Ole Miss (Jan. 19), scoring another six points during a 13-3 Gamecock run that ended the second quarter with a double-digit Gamecock lead
- Netted 18 of her game-high 24 points in the first half at LSU (Jan. 15), going 8-of-11 from the line
- Great on the glass in the opening 10 minutes against Georgia (Jan. 12) with eight rebounds, which tied for the most in one quarter in program history
- Notched 50th career double-double against Alabama (Jan. 1), posting nine points and five boards in the first quarter
- Scored 11 of her 20 points against #9/9 UCLA (Dec. 18) in the third quarter to fuel Carolina's game-changing 24-5 run that turned a first-half deficit into a double-digit lead late in the period
- Imposed her will in all aspects against Clemson (Dec. 15) – points, rebounds, assists, blocks – moving into second on South Carolina's all-time rebounding list with the last of her 10 boards

### Career NCAA Tournament Game-by-Game

Date	Opponent	GS	MIN	FG-A	3FG-A	FT-A	Reb	PF	A	TO	B	S	TP
3/23/14	CS Northridge	24	4-8	0-0	5-13	16	3	0	0	4	0	13	
3/25/14	Oregon St.	19	1-6	0-0	7-8	11	4	1	3	1	1	9	
3/30/14	#12/13 N. Carolina	29	9-15	0-0	4-4	11	4	0	2	4	0	22	
3/20/15	Savannah St.	21	5-5	0-0	2-3	4	2	3	0	2	0	12	
3/22/15	Syracuse	14	5-8	0-0	4-5	7	3	0	3	1	0	14	
3/27/15	#15/12 N. Carolina	27	4-10	0-0	10-10	10	2	0	2	1	0	18	
3/29/15	#7/7 Florida St.	27	6-6	0-0	2-5	3	2	1	0	2	1	14	
4/5/15	#2/2 Notre Dame	28	6-9	0-0	0-5	9	2	0	2	2	0	12	
3/18/16	Jacksonville *	29	9-14	0-0	4-5	10	2	0	1	0	3	22	
3/20/16	Kansas St. *	21	5-7	0-0	4-8	10	1	0	0	2	1	14	
3/25/16	#14/15 Syracuse *	34	7-7	0-0	4-8	16	3	2	3	2	1	18	
<b>Totals</b>		<b>3</b>	<b>273</b>	<b>61-95</b>	<b>0-0</b>	<b>46-74</b>	<b>107</b>	<b>28</b>	<b>7</b>	<b>16</b>	<b>21</b>	<b>7</b>	<b>168</b>
			<b>24.8</b>	<b>.642</b>	<b>—</b>	<b>.623</b>	<b>9.7</b>	<b>0.6</b>					<b>15.3</b>

### Career Stats at South Carolina

Year	GP	GS	Min	Avg	FG	FGA	Pct	3FG	FGA	Pct	FT	FTA	Pct	Off	Def	Tot	Avg	PF	FO	A	TO	Blk	Stl	Pts	Avg
2013-14	34	1	668	19.6	148	242	.612	0	0	—	121	185	.654	82	203	285	8.4	83	1	11	57	73	17	417	12.3
2014-15	36	5	760	21.1	141	251	.562	0	0	—	117	168	.696	99	186	285	7.9	62	0	28	50	53	19	399	11.1
2015-16	35	33	937	26.8	168	261	.644	0	0	—	89	159	.560	107	253	360	10.3	87	0	33	53	45	43	425	12.1
2016-17	28	27	749	26.8	140	209	.670	0	0	—	82	126	.651	92	208	300	10.7	66	1	45	39	39	32	362	12.9
<b>Career</b>	<b>133</b>	<b>66</b>	<b>3114</b>	<b>23.4</b>	<b>597</b>	<b>963</b>	<b>.620</b>	<b>0</b>	<b>0</b>	<b>—</b>	<b>409</b>	<b>638</b>	<b>.641</b>	<b>380</b>	<b>850</b>	<b>1230</b>	<b>9.3</b>	<b>298</b>	<b>2</b>	<b>117</b>	<b>199</b>	<b>210</b>	<b>111</b>	<b>1603</b>	<b>12.1</b>

### Miscellaneous

	Season	Career
Triple-Double	0	1
Double-Double	15	57
20+ Points	4	16
10+ Points	19	91
10+ Rebounds	17	66
5+ Blocks	0	4
Tm-High Points	9	28
Tm-High Rebs.	20	78

### Career Highs

Pts ..... 29 vs. Winthrop, 12/13/15  
 Rebs ..... 19 at Arkansas, 2/5/17  
 Blks ..... 10 vs. Winthrop, 12/13/15  
 Stls ..... 4, 2x, last vs. Louisville, 11/27/16  
 Assts ..... 6 at Texas A&M, 1/31/16  
 Min ..... 38 at Texas A&M, 1/31/16

### SEC Career Highs

Pts ..... 27 vs. Kentucky, 2/4/16  
 Rebs ..... 19 at Arkansas, 2/5/17  
 Blks ..... 5, 3x, last vs. Alabama, 1/29/15  
 Stls ..... 4 at Tennessee, 2/15/16  
 Assts ..... 6 at Texas A&M, 1/31/16  
 Min ..... 38 at Texas A&M, 1/31/16

### NCAA Career Highs

Pts ..... 22, 2x, last vs. Jacksonville, 3/18/16  
 Rebs ..... 16, 2x, last vs. Syracuse, 3/25/16  
 Blks ..... 4, 2x, last vs. UNC, 3/30/14  
 Stls ..... 3 vs. Jacksonville, 3/18/16  
 Assts ..... 3 vs. Savannah St., 3/20/15  
 Min ..... 34 vs. Syracuse, 3/25/16

### Season Highs

Pts ..... 28 vs. Hampton, 11/20  
 Rebs ..... 19 at Arkansas, 2/5  
 Blks ..... 4, 3x, last at Georgia, 1/26  
 Stls ..... 4 vs. Louisville, 11/27  
 Assts ..... 4, 2x, last at UConn, 2/13  
 Min ..... 37 at Duke, 12/4

- Converted all five of her field goal attempts in the second half against Minnesota (Dec. 11) on the way to her fifth double-double of the season
- Controlled the glass down the stretch against #14/15 Texas (Dec. 1) with seven second-half boards, the sixth of which gave her 1,000 for her career
- Matched a career high with four steals against #4/4 Louisville (Nov. 27), including one that led to a pivotal 3-point play for Carolina at the end of the first half

### Career Summary

- Is third Gamecock all-time to amass 1,000 career points and 1,000 career rebounds and now stands second in program history in career boards
- Is just fourth Gamecock all-time to accrue 1,500 career points playing every season in

the SEC, 12th overall

- Holds career school records for defensive rebounds, rebounds in SEC play and double-doubles in SEC games
- Ranks second in school history in career rebounds, double-doubles and blocks
- Ranks first among active NCAA Division I players in career rebounds and double-doubles (57), ranking seventh in career field goal percentage (.620)

#### #41 COATES, Alaina

Opponent	Date	gs	min	Total		3-Pointers		Free throws		Rebounds				pf	a	t/o	blk	stl	pts	avg
				fg-fga	pct	3fg-fga	pct	ft-fa	pct	off	def	tot	avg							
at #7/6 Ohio State	11/14/16	*	31	4-7	.571	0-0	.000	2-4	.500	4	9	13	13.0	3	3	2	1	0	10	10.0
HAMPTON	11/20/16	*	24	12-16	.750	0-0	.000	4-7	.571	7	9	16	14.5	1	1	0	2	1	28	19.0
MAINE	11/21/16	*	22	6-7	.857	0-0	.000	0-1	.000	1	13	14	14.3	1	0	0	1	1	12	16.7
SAINT PETER'S	11/22/16	*	19	8-9	.889	0-0	.000	0-2	.000	3	4	7	12.5	0	2	0	1	1	16	16.5
vs #4/4 Louisville	11/27/16	*	31	5-9	.556	0-0	.000	7-9	.778	6	8	14	12.8	2	1	3	1	4	17	16.6
at #14/15 Texas	12/01/16	*	22	0-2	.000	0-0	.000	6-8	.750	3	4	7	11.8	4	0	0	2	0	6	14.8
at Duke	12/04/16	*	37	3-7	.429	0-0	.000	2-2	1.000	2	3	5	10.9	3	2	2	2	1	8	13.9
MINNESOTA	12/11/16	*	25	7-8	.875	0-0	.000	2-3	.667	4	7	11	10.9	0	2	3	4	1	16	14.1
CLEMSON	12/15/16	*	30	8-10	.800	0-0	.000	3-4	.750	4	6	10	10.8	2	3	2	4	2	19	14.7
#9/9 UCLA	12/18/16	*	24	5-10	.500	0-0	.000	10-13	.769	5	9	14	11.1	3	0	1	1	0	20	15.2
at Savannah State	12/21/16	*	21	3-5	.600	0-0	.000	3-4	.750	3	4	7	10.7	2	2	1	0	0	9	14.6
ALABAMA	01/01/17	*	23	8-10	.800	0-0	.000	3-4	.750	5	6	11	10.8	1	1	1	2	3	19	15.0
at Auburn	01/05/17	*	30	2-2	1.000	0-0	.000	1-2	.500	0	6	6	10.4	1	0	1	2	1	5	14.2
at Florida	01/08/17	*	32	6-10	.600	0-0	.000	2-4	.500	4	9	13	10.6	2	2	3	2	1	14	14.2
GEORGIA	01/12/17	*	30	4-7	.571	0-0	.000	4-6	.667	4	7	11	10.6	4	1	0	0	2	12	14.1
at LSU	01/15/17	*	30	8-10	.800	0-0	.000	8-11	.727	3	8	11	10.6	2	2	2	1	2	24	14.7
OLE MISS	01/19/17	*	30	6-10	.600	0-0	.000	3-4	.750	3	12	15	10.9	3	2	1	1	3	15	14.7
#4/4 MISSISSIPPI ST.	01/23/17	*	31	3-5	.600	0-0	.000	3-4	.750	2	10	12	10.9	3	3	2	1	0	9	14.4
at Georgia	01/26/17	*	28	0-5	.000	0-0	.000	1-4	.250	6	7	13	11.1	4	0	0	4	3	1	13.7
TENNESSEE	01/30/17	*	24	3-7	.429	0-0	.000	1-2	.500	3	6	9	11.0	3	2	0	0	1	7	13.4
at #25/- Kentucky	02/02/17	*	30	8-9	.889	0-0	.000	4-5	.800	2	16	18	11.3	4	1	4	1	0	20	13.7
at Arkansas	02/05/17	*	30	8-11	.727	0-0	.000	2-2	1.000	5	14	19	11.6	3	4	1	1	2	18	13.9
AUBURN	02/09/17	*	31	7-9	.778	0-0	.000	2-4	.500	2	7	9	11.5	2	1	2	1	0	16	14.0
at #1/1 UConn	02/13/17	*	34	4-6	.667	0-0	.000	2-4	.500	7	8	15	11.7	4	4	3	0	0	10	13.8
VANDERBILT	02/16/17	*	29	6-9	.667	0-0	.000	3-6	.500	2	5	7	11.5	2	2	2	3	1	15	13.8
at Mizzou	02/19/17	*	20	1-1	1.000	0-0	.000	0-0	.000	0	3	3	11.2	5	1	2	0	0	2	13.4
#22/- KENTUCKY	02/26/17	*	27	5-8	.625	0-0	.000	3-5	.600	2	7	9	11.1	2	2	1	1	2	13	13.4
vs #20/24 Kentucky	03/04/17		4	0-0	.000	0-0	.000	1-2	.500	0	1	1	10.7	0	1	0	0	0	1	12.9
Totals			27	749	140-209	.670	0-0	.000	82-126	.651	92	208	300	10.7	66	45	39	32	362	12.9

Games played: 28  
 Minutes/game: 26.8  
 Points/game: 12.9  
 FG Pct: 67.0  
 FT Pct: 65.1

Rebounds/game: 10.7  
 Assists/game: 1.6  
 Turnovers/game: 1.4  
 Assist/turnover ratio: 1.2  
 Steals/game: 1.1  
 Blocks/game: 1.4



# BIANCA CUEVAS-MOORE

# #1

**5-6 • Jr. • Guard • Bronx, N.Y. • Nazareth Regional  
Major: Criminal Justice**

### This Season's Highlights

- Started 13 of 31 games, has provided offensive punch off the bench since the start of SEC action
- Scored eight of her 13 points against #20/24 Kentucky (March 4) in the SEC semifinals in the second half ... shot 5-of-6 from the line over the last two quarters, making all four of her free throw attempts in the final minute
- Brilliant defensively at Texas A&M (Feb. 23) with a career-best six steals ... tallied four first-half steals to cool the Aggies' hot offensive start and netted 16 points on 6-of-11 shooting after pushing the tempo the other way
- Accounted for all of Carolina's eight points in the final 1:20 against Tennessee (Jan. 30) and knocked down two 3-pointers during the stretch, including a pull-up from beyond the arc to even the score at 74 with 15 seconds to play
- Connected on first three shots at LSU (Jan. 15) for team-high nine first-quarter points en route to 17 points total
- Netted 17 of her career-high 25 points in the second half against Georgia (Jan. 12), including eight in a back-and-forth final period ... applied good defensive pressure on the perimeter to disrupt the Lady Bulldogs' offense
- Posted her best offensive showing of the season at Auburn (Jan. 5), knocking down at least one 3 in each quarter to for a career-high five en route to a season-high 19 points
- Matched her career high with five steals against Saint Peter's (Nov. 22) in just 16 minutes

### #01 CUEVAS-MOORE, Bianca

Opponent	Date	gs	min	Total		3-Pointers		Free throws		Rebounds				pts	avg						
				fg-fga	pct	3fg-fga	pct	ft-fga	pct	off	def	tot	avg								
at #7/6 Ohio State	11/14/16	*	22	3-7	.429	0-2	.000	3-4	.750	0	2	2	2	0	4	2	1	0	3	9	9.0
HAMPTON	11/20/16	*	16	1-5	.200	1-2	.500	1-2	.500	1	0	1	1	1.5	2	1	0	1	2	4	6.5
MAINE	11/21/16	*	17	2-4	.500	1-1	1.000	2-2	1.000	0	1	1	1.3	0	2	1	0	2	7	6.7	
SAINT PETER'S	11/22/16	*	16	5-8	.625	1-3	.333	0-1	.000	2	1	3	1.8	1	3	2	0	5	11	7.8	
vs #4/4 Louisville	11/27/16	*	17	1-6	.167	0-3	.000	2-2	1.000	0	1	1	1.6	4	3	0	0	1	4	7.0	
at #14/15 Texas	12/01/16	*	19	2-9	.222	0-1	.000	3-4	.750	0	0	0	1.3	1	2	1	0	2	7	7.0	
at Duke	12/04/16	*	22	4-11	.364	1-7	.143	0-0	.000	1	1	2	1.4	1	2	4	0	2	9	7.3	
MINNESOTA	12/11/16	*	13	2-6	.333	1-3	.333	1-3	.333	0	2	2	1.5	2	1	0	0	2	6	7.1	
CLEMSON	12/15/16	*	26	1-3	.333	1-3	.333	1-2	.500	0	2	2	1.6	1	4	2	1	1	4	6.8	
#9/9 UCLA	12/18/16	*	23	4-14	.286	1-1	1.000	1-2	.500	1	4	5	1.9	3	1	4	0	0	10	7.1	
at Savannah State	12/21/16	*	19	1-4	.250	1-2	.500	0-0	.000	0	3	3	2.0	1	5	0	0	2	3	6.7	
ALABAMA	01/01/17		23	3-6	.500	2-3	.667	1-2	.500	0	1	1	1.9	1	1	3	0	1	9	6.9	
at Auburn	01/05/17		30	7-11	.636	5-6	.833	0-0	.000	0	2	2	1.9	3	7	0	0	0	19	7.8	
at Florida	01/08/17		23	1-6	.167	1-3	.333	0-0	.000	1	1	2	1.9	3	1	2	0	2	3	7.5	
GEORGIA	01/12/17		36	10-17	.588	2-5	.400	3-6	.500	0	2	2	1.9	2	3	2	0	2	25	8.7	
at LSU	01/15/17	*	34	6-11	.545	2-3	.667	3-4	.750	0	2	2	1.9	1	3	2	0	2	17	9.2	
OLE MISS	01/19/17		26	2-6	.333	1-2	.500	2-2	1.000	1	1	2	1.9	1	0	3	0	0	7	9.1	
#4/4 MISSISSIPPI ST.	01/23/17		21	0-3	.000	0-1	.000	2-2	1.000	1	0	1	1.9	2	0	1	0	0	2	8.7	
at Georgia	01/26/17		19	3-7	.429	0-3	.000	0-0	.000	0	6	6	2.1	0	1	2	0	1	6	8.5	
TENNESSEE	01/30/17		27	4-10	.400	2-3	.667	8-9	.889	1	2	3	2.2	0	0	2	0	1	18	9.0	
at #25/- Kentucky	02/02/17		22	1-5	.200	1-3	.333	0-0	.000	0	0	0	2.0	3	2	1	0	0	3	8.7	
at Arkansas	02/05/17		22	2-5	.400	0-1	.000	6-6	1.000	0	2	2	2.0	0	0	0	0	0	10	8.8	
AUBURN	02/09/17		5	0-0	.000	0-0	.000	0-0	.000	0	1	1	2.0	0	0	1	0	0	0	8.4	
at #11/ UConn	02/13/17		19	4-8	.500	3-4	.750	0-0	.000	2	2	4	2.1	0	0	2	0	1	11	8.5	
VANDERBILT	02/16/17		21	2-8	.250	1-4	.250	2-3	.667	0	1	1	2.0	3	3	0	0	1	7	8.4	
at Mizzou	02/19/17		27	0-6	.000	0-3	.000	6-6	1.000	0	0	0	2.0	1	1	1	0	3	6	8.3	
at Texas A&M	02/23/17	*	36	6-11	.545	2-4	.500	2-2	1.000	0	0	0	1.9	2	2	3	0	6	16	8.6	
#22/- KENTUCKY	02/26/17		19	2-6	.333	0-2	.000	0-0	.000	1	0	1	1.9	2	0	2	0	1	4	8.5	
vs Georgia	03/03/17		26	2-6	.333	1-3	.333	3-4	.750	1	4	5	2.0	1	5	2	0	2	8	8.4	
vs #20/24 Kentucky	03/04/17		30	3-7	.429	2-3	.667	5-6	.833	0	3	3	2.0	0	3	1	0	0	13	8.6	
vs #6/7 Mississippi State	03/05/17	*	27	2-6	.333	0-1	.000	0-0	.000	1	1	2	2.0	2	2	3	0	2	4	8.5	
Totals			13	703	86-222	.387	33-85	.388	57-74	.770	14	48	62	2.0	47	60	48	2	47	262	8.5

Games played: 31  
Minutes/game: 22.7  
Points/game: 8.5  
FG Pct: 38.7  
3FG Pct: 38.8  
FT Pct: 77.0

Rebounds/game: 2.0  
Assists/game: 1.9  
Turnovers/game: 1.5  
Assist/turnover ratio: 1.3  
Steals/game: 1.5  
Blocks/game: 0.1

### Miscellaneous

	Season	Career
20+ Points	1	3
10+ Points	10	26
5+ Assists	3	9
5+ Steals	2	3
Tm-High Points	2	5
Tm-High Assists	6	17

### Career Highs

Pts ..... 25 vs. Georgia, 1/12/17  
Rebs ..... 6, 2x, last at Georgia, 1/26/17  
3FGs ..... 5 at Auburn, 1/5/17  
Stls ..... 6 at Texas A&M, 2/23/17  
Assts ..... 7 at Auburn, 1/5/17  
Min ..... 36, 2x, last at Texas A&M, 2/23/17

### SEC Career Highs

Pts ..... 25 vs. Georgia, 1/12/17  
Rebs ..... 6, 2x, last at Georgia, 1/26/17  
3FGs ..... 5 at Auburn, 1/5/17  
Stls ..... 6 at Texas A&M, 2/23/17  
Assts ..... 7 at Auburn, 1/5/17  
Min ..... 36, 2x, last at Texas A&M, 2/23/17

### NCAA Career Highs

Pts ..... 12 vs. Syracuse, 3/22/15  
Rebs ..... 4 vs. Jacksonville, 3/18/16  
3FGs ..... 2, 2x, last vs. Syracuse, 3/25/16  
Stls ..... 3 vs. Jacksonville, 3/18/16  
Assts ..... 5 vs. Savannah St., 3/20/16  
Min ..... 26 vs. Kansas St., 3/20/16

### Season Highs

Pts ..... 25 vs. Georgia, 1/12  
Rebs ..... 6 at Georgia, 1/26  
3FGs ..... 5 at Auburn, 1/5  
Stls ..... 6 at Texas A&M, 2/23  
Assts ..... 7 at Auburn, 1/5  
Min ..... 36, 2x last at Texas A&M, 2/23

### Career NCAA Tournament Game-by-Game

Date	Opponent	GS	MIN	FG-A	3FG-A	FT-A	Reb	PF	A	TO	B	S	TP
3/20/15	Savannah St.	23	3-6	0-2	2-4	0	1	5	3	0	2	8	
3/22/15	Syracuse	20	3-7	1-3	5-5	1	2	0	5	1	1	12	
3/27/15	#15/12 N. Carolina	5	1-2	0-1	0-0	1	0	0	1	0	0	2	
3/29/15	#7/7 Florida St.	9	4-6	0-1	1-2	0	0	0	0	0	0	9	
4/5/15	#2/2 Notre Dame	19	1-8	0-1	2-2	1	0	3	3	0	1	4	
3/18/16	Jacksonville	21	4-6	0-2	0-0	4	1	3	1	0	3	8	
3/20/16	Kansas St.	26	3-6	2-5	0-0	2	1	0	2	0	1	8	
3/25/16	#14/15 Syracuse	21	2-7	2-5	0-0	3	4	4	2	0	1	6	
Totals		0	144	21-48	5-20	10-13	12	9	15	17	1	9	57
			18.0	.438	.250	.769	1.5	1.9				7.1	

### Career Stats at South Carolina

Year	GP	GS	Min	Avg	FG	FGA	Pct	3FG	FGA	Pct	FT	FTA	Pct	Off	Def	Tot	Avg	PF	FO	A	TO	Blk	Stl	Pts	Avg
2014-15	37	0	536	14.5	74	200	.370	16	72	.222	45	58	.776	13	35	48	1.3	44	1	64	60	5	42	209	5.6
2015-16	34	1	615	18.1	78	207	.377	20	76	.263	50	66	.758	10	50	60	1.8	43	1	63	64	2	47	226	6.6
2016-17	31	13	703	22.7	86	222	.387	33	85	.388	57	74	.770	14	48	62	2.0	47	0	60	48	2	47	262	8.5
Career	102	14	1853	18.2	238	629	.378	69	233	.296	152	198	.768	37	133	170	1.7	134	1	187	172	9	136	697	6.8





# KAELA DAVIS

# #3

**6-2 • Jr. • Guard • Suwanee, Ga. • Georgia Tech**  
**Major: Integrated Technology**

### Career Highlights

- 2017 SEC All-Tournament Team
- Naismith Trophy Top 50 Preseason Watch List (2016-17)
- Two-time All-ACC (1st team, 2015; 2nd team, 2014)
- 2012 FIBA U17 World Championships, gold medal (USA)
- 2012 FIBA 3x3 U18 World Champs., gold medal (USA)
- 2011 FIBA U16 Americas Champs., gold medal (USA)

### This Season's Highlights

- Is eighth in the league in 3s made per game (1.6), 27th in points per game
- Averaged 16.3 points per game on 50.0 percent shooting at the SEC Tournament
- Score team's first six points of SEC Tournament championship game against #6/7 Mississippi State (March 5) and tallied seven in the fourth quarter, including a 3-pointer 15 seconds into the period that cut the Gamecock deficit to two at 45-43
- Productive on the offensive end in the SEC semifinals against #20/24 Kentucky (March 4) with 17 points on 7-of-12 shooting to go with four assists ... knocked down a jumper to push the Gamecock lead to five with 8:11 to play after the Wildcats cut it to a one-possession game
- Jump-started offense against #22/- Kentucky (Feb. 26) with three of the team's first seven field goals ... tallied 13 first-half points and finished with 20 on 8-of-11 shooting in an SEC career-high 31 minutes of action
- Crashed the glass at Texas A&M (Feb. 23) with a career-best 11 rebounds ... collected eight of her 11 boards in the second half, including three to go with a three-point play in the opening 2:30 of the half to keep the Aggies on their heels
- Showed scoring variety early against Vanderbilt (Feb. 16), netting eight of her 13 first-half points in the final 5:20 of the half
- Saw her shots fall more consistently against Tennessee (Jan. 30), scoring the Gamecocks first points in the first, third and fourth quarters, including hitting 2-of-3 from 3-point range
- Locked down one of SEC's top scorers in Victoria Vivians in second half of win over #4/4 Mississippi State (Jan. 23), holding her to 1-of-8 shooting and five points over the final 20 minutes

### #03 DAVIS, Kaela

Opponent	Date	gs	min	Total		3-Pointers		Free throws		Rebounds				pf	a	t/o	blk	stl	pts	avg	
				fg-fga	pct	3fg-fga	pct	ft-fa	pct	off	def	tot	avg								
at #7/6 Ohio State	11/14/16	*	36	10-21	.476	4-6	.667	13-16	.813	2	8	10	10.0	3	5	5	0	3	37	37.0	
HAMPTON	11/20/16	*	30	1-9	.111	1-5	.200	0-0	.000	2	5	7	8.5	4	5	2	0	1	3	20.0	
MAINE	11/21/16	*	26	3-11	.273	1-6	.167	3-4	.750	1	2	3	6.7	1	3	2	0	1	10	16.7	
SAINT PETER'S	11/22/16	*	19	5-7	.714	4-4	1.000	0-0	.000	1	2	3	5.8	0	3	1	0	0	14	16.0	
vs #4/4 Louisville	11/27/16	*	20	5-10	.500	3-5	.600	0-0	.000	1	7	8	6.2	3	1	1	0	0	13	15.4	
at #14/15 Texas	12/01/16	*	34	3-6	.500	2-4	.500	4-4	1.000	0	3	3	5.7	2	1	5	0	2	12	14.8	
at Duke	12/04/16	*	31	5-14	.357	2-9	.222	2-4	.500	3	3	6	5.7	0	2	0	0	2	14	14.7	
MINNESOTA	12/11/16	*	28	8-15	.533	6-10	.600	0-0	.000	3	0	3	5.4	1	4	1	0	0	22	15.6	
CLEMSON	12/15/16	*	28	6-16	.375	2-7	.286	3-4	.750	2	1	3	5.1	5	4	3	0	0	17	15.8	
#9/9 UCLA	12/18/16	*	33	1-13	.077	0-1	.000	0-0	.000	0	4	4	5.0	0	2	4	0	2	2	14.4	
at Savannah State	12/21/16	*	21	3-9	.333	0-3	.000	0-0	.000	1	3	4	4.9	1	3	1	0	2	6	13.6	
ALABAMA	01/01/17	*	23	5-10	.500	1-3	.333	5-6	.833	1	2	3	4.8	3	2	1	0	1	16	13.8	
at Auburn	01/05/17	*	22	8-18	.444	5-9	.556	0-0	.000	3	2	5	4.8	3	2	3	0	1	21	14.4	
at Florida	01/08/17	*	25	4-16	.250	1-5	.200	1-1	1.000	2	4	6	4.9	3	1	3	0	2	10	14.1	
GEORGIA	01/12/17	*	27	1-10	.100	0-2	.000	2-2	1.000	0	3	3	4.7	2	2	2	0	3	4	13.4	
at LSU	01/15/17	*	28	2-7	.286	0-3	.000	4-4	1.000	0	2	2	4.6	3	3	2	0	1	8	13.1	
OLE MISS	01/19/17	*	29	3-11	.273	1-2	.500	7-8	.875	1	0	1	4.4	1	0	1	0	0	14	13.1	
#4/4 MISSISSIPPI ST.	01/23/17	*	29	1-9	.111	0-6	.000	2-2	1.000	0	0	0	4.1	3	1	2	0	1	4	12.6	
at Georgia	01/26/17	*	28	2-11	.182	2-6	.333	2-6	.333	0	3	3	4.1	3	1	1	0	0	8	12.4	
TENNESSEE	01/30/17	*	28	6-14	.429	2-3	.667	1-1	1.000	0	2	2	4.0	3	0	2	0	0	15	12.5	
at #25/- Kentucky	02/02/17	*	26	3-10	.300	1-4	.250	0-0	.000	0	2	2	3.9	3	0	3	0	3	7	12.2	
at Arkansas	02/05/17	*	27	4-11	.364	2-6	.333	0-0	.000	0	3	3	3.8	2	2	1	0	1	10	12.1	
AUBURN	02/09/17	*	25	4-9	.444	3-7	.429	0-0	.000	0	0	0	3.7	1	5	1	0	0	11	12.1	
at #1/1 UConn	02/13/17	*	25	1-10	.100	1-6	.167	0-0	.000	1	1	2	3.6	4	0	5	0	0	3	11.7	
VANDERBILT	02/16/17	*	27	6-14	.429	1-5	.200	2-4	.500	3	2	5	3.6	2	3	0	0	1	15	11.8	
at Mizzou	02/19/17	*	29	2-11	.182	0-6	.000	2-2	1.000	0	3	3	3.6	2	2	7	0	1	6	11.6	
at Texas A&M	02/23/17	*	28	3-11	.273	0-2	.000	1-1	1.000	2	9	11	3.9	3	3	2	0	0	7	11.4	
#22/- KENTUCKY	02/26/17	*	31	8-11	.727	0-2	.000	4-5	.800	0	1	1	3.8	3	3	2	0	0	20	11.8	
vs Georgia	03/03/17	*	27	3-10	.300	1-2	.500	2-2	1.000	0	1	1	3.7	2	0	2	0	1	9	11.7	
vs #20/24 Kentucky	03/04/17	*	33	7-12	.583	1-1	1.000	2-2	1.000	0	3	3	3.7	3	4	0	0	1	17	11.8	
vs #6/7 Mississippi State	03/05/17	*	32	9-16	.563	3-4	.750	2-2	1.000	0	5	5	3.7	3	3	4	0	0	23	12.2	
Totals			30	855	132-362	.365	50-144	.347	64-80	.800	29	86	115	3.7	72	70	69	0	30	378	12.2

Games played: 31  
 Minutes/game: 27.6  
 Points/game: 12.2  
 FG Pct: 36.5  
 3FG Pct: 34.7  
 FT Pct: 80.0

Rebounds/game: 3.7  
 Assists/game: 2.3  
 Turnovers/game: 2.2  
 Assist/turnover ratio: 1.0  
 Steals/game: 1.0

### Career Stats at South Carolina

Year	GP	GS	Min	Avg	FG	FGA	Pct	3FG	FGA	Pct	FT	FTA	Pct	Off	Def	Tot	Avg	PF	FO	A	TO	Blk	Stl	Pts	Avg
2016-17	31	30	855	27.6	132	362	.365	50	144	.347	64	80	.800	29	86	115	3.7	72	1	70	69	0	30	378	12.2

### Miscellaneous

	Season	Career
Double-Doubles	1	1
30+ Points	1	1
20+ Points	5	5
10+ Points	19	19
10+ Rebounds	2	2
5+ Assists	3	3
Tm-High Points	5	5
Tm-High Rebs	1	1
Tm-High Assists	6	6

### Career Highs

Pts ..... 37 at Ohio State, 11/14/16  
 Rebs ..... 11 at Texas A&M, 2/23/17  
 3FGs ..... 6 vs. Minnesota, 12/11/16  
 Stls ..... 3, 3x, last at Kentucky, 2/2/17  
 Assts ..... 5, 3x, last vs. Auburn, 2/9/17  
 Min ..... 36 at Ohio State, 11/14/16

### SEC Career Highs

Pts ..... 21 at Auburn, 1/5/17  
 Rebs ..... 11 at Texas A&M, 2/23/17  
 3FGs ..... 5 at Auburn, 1/5/17  
 Stls ..... 3, 2x, last at Kentucky, 2/2/17  
 Assts ..... 5 vs. Auburn, 2/9/17  
 Min ..... 31 vs. Kentucky, 2/26/17

- Got hot early at Auburn (Jan. 5), scoring 13 of team's first 17 points en route to 19 first-quarter points that included five 3s, most in a quarter in program history
- Reached double figures by halftime and finished with 16 points in her SEC debut against Alabama (Jan. 1)
- Caught fire from the 3-point line against Minnesota (Dec. 11), knocking down a career-best six 3s, including five in the first half
- Knocked down two timely 3s in a back-and-forth third quarter at #14/15 Texas (Dec. 1)
- Scored team's first seven points in the opening 98 seconds against #4/4 Louisville (Nov. 27) and added back-to-back 3s early in the second half to eliminate any Cardinal comeback from the eight-point halftime deficit
- Brilliant Gamecock debut at #7/6 Ohio State (Nov. 14), stuffing the box score with 37 points – 11 in the second, third and fourth quarters each – 10 rebounds, five assists and three steals ... first Gamecock to score 30 or more points in a game since Ieasia Walker netted 30 against Clemson on Nov. 18, 2010, and the most ever by a Gamecock against a ranked opponent





# ALLISHA GRAY

# #10

**6-0 • Jr. • Guard • Sandersville, Ga. • North Carolina**  
**Major: Broadcasting**

### Career Highlights

- SEC Player of the Week (1/17-23)
- Dawn Staley Award Midseason Watch List
- Naismith Trophy Top 50 Preseason Watch List
- First-Team All-ACC (2015)
- WBCA Honorable Mention All-America (2015)
- Full Court Freshman All-America Second Team (2014)

### This Season's Highlights

- Started 30 of 31 games, finishing in double figures in all but eight contests
- Second on the team in steals (1.4) and assists (2.6) ... ranks 25th in SEC in scoring and rose to 20th in conference action while checking in at 14th in free throw percentage (.750) in league play
- Effective from deep early in the SEC semifinal against Georgia (March 3) with three first-half 3s, finishing with 17 points
- Shot 4-of-5 from the floor and connected on six of seven free throws in the second half against #22/- Kentucky (Feb. 26)
- Converted two tough put-back buckets at Texas A&M (Feb. 23) and scored eight of her 12 points in the third period to help keep the Gamecock lead at double digits after halftime
- Netted eight of her 11 points at #25/- Kentucky (Feb. 2) during momentum-shifting 22-4 run to close the first half, accounting for six of the team's first eight points throughout the dominant stretch
- Battled against Tennessee (Jan. 30) with the Gamecocks' frontcourt in foul trouble in the first half, posting eight points and six boards in the opening 20 minutes
- Engineered pivotal 18-5 fourth-quarter run at Georgia (Jan. 26), scoring 11 points during the stretch
- Came alive in the second half against #4/4 Mississippi State (Jan. 23) with 16 of her 17 points in the final two periods, including 12 in the third quarter to help Carolina turn a seven-point halftime deficit into a one-point lead ... delivered the key defensive play after running down a Bulldog guard to deter a layup in transition and preserve the one-point Gamecock lead with 54 seconds to play

### Miscellaneous

	Season	Career
20+ Points	2	2
10+ Points	23	23
5+ Assists	5	5
Tm-High Points	1	1
Tm-High Assists	8	8
Tm-High Rebs.	2	2

### Career Highs

- Pts .....24 at Ohio State, 11/14/16
- Rebs..... 8, 2x, last vs. Tennessee, 1/30/17
- 3FGs.....4, 2x, last at Florida, 1/8/17
- Stls.....5 at Savannah St., 12/21/16
- Assts .....7 vs. Minnesota, 12/11/16
- Min.....38, 4x, last at UConn, 2/13/17

### SEC Career Highs

- Pts ..... 21 at LSU, 1/15/17
- Rebs..... 8 vs. Tennessee, 1/30/17
- 3FGs.....4 at Florida, 1/8/17
- Stls.....4 at Florida, 1/8/17
- Assts ..... 6 vs. Auburn, 2/9/17
- Min..... 38, 2x, last vs. Tennessee, 1/30/17

### #10 GRAY, Allisha

Opponent	Date	gs	min	Total		3-Pointers		Free throws		Rebounds				pf	a	t/o	blk	stl	pts	avg	
				fg-fga	pct	3fg-fga	pct	ft-fa	pct	off	def	tot	avg								
at #7/6 Ohio State	11/14/16	*	38	10-18	.556	0-3	.000	4-8	.500	1	6	7	7	2	3	0	0	2	24	24.0	
HAMPTON	11/20/16	*	24	4-9	.444	2-7	.286	6-7	.857	0	1	1	4.0	0	4	0	0	2	16	20.0	
MAINE	11/21/16	*	22	5-9	.556	0-1	.000	0-0	.000	2	1	3	3.7	1	3	2	0	0	10	16.7	
SAINT PETER'S	11/22/16	*	19	4-7	.571	1-4	.250	4-5	.800	3	5	8	4.8	1	5	1	1	1	13	15.8	
vs #4/4 Louisville	11/27/16	*	22	7-12	.583	2-5	.400	1-1	1.000	1	2	3	4.4	2	0	0	0	0	17	16.0	
at #14/15 Texas	12/01/16	*	35	2-7	.286	0-1	.000	4-4	1.000	0	4	4	4.3	4	0	3	0	0	8	14.7	
at Duke	12/04/16	*	37	4-9	.444	2-6	.333	1-2	.500	4	2	6	4.6	4	6	2	0	1	11	14.1	
MINNESOTA	12/11/16	*	19	7-13	.538	4-10	.400	0-0	.000	1	4	5	4.6	1	7	1	0	2	18	14.6	
CLEMSON	12/15/16	*	27	3-10	.300	1-3	.333	1-2	.500	1	1	2	4.3	2	1	0	2	8	13.9		
#9/9 UCLA	12/18/16	*	23	4-6	.667	0-0	.000	3-5	.600	0	3	3	4.2	1	2	0	0	0	11	13.6	
at Savannah State	12/21/16	*	21	6-10	.600	0-1	.000	0-1	.000	2	2	4	4.2	1	4	1	2	5	12	13.5	
ALABAMA	01/01/17	*	18	2-8	.250	1-4	.250	2-2	1.000	1	1	2	4.0	3	2	1	1	1	7	12.9	
at Auburn	01/05/17	*	23	2-7	.286	1-5	.200	0-0	.000	2	2	4	4.0	2	2	5	0	0	5	12.3	
at Florida	01/08/17	*	27	6-10	.600	4-7	.571	2-2	1.000	3	3	6	4.1	5	2	0	1	4	18	12.7	
GEORGIA	01/12/17	*	26	4-11	.364	1-3	.333	5-6	.833	3	4	7	4.3	2	1	1	0	1	14	12.8	
at LSU	01/15/17	*	31	7-8	.875	2-2	1.000	5-5	1.000	3	2	5	4.4	2	2	5	3	2	21	13.3	
OLE MISS	01/19/17	*	30	4-8	.500	0-1	.000	3-4	.750	2	3	5	4.4	1	4	3	1	1	11	13.2	
#4/4 MISSISSIPPI ST.	01/23/17	*	38	5-9	.556	2-3	.667	5-8	.625	3	4	7	4.6	3	1	1	0	2	17	13.4	
at Georgia	01/26/17	*	36	7-11	.636	1-2	.500	3-5	.600	1	3	4	4.5	2	1	1	2	2	18	13.6	
TENNESSEE	01/30/17	*	38	6-12	.500	0-2	.000	2-3	.667	2	6	8	4.7	4	1	2	0	1	14	13.7	
at #25/- Kentucky	02/02/17	*	28	3-6	.500	2-5	.400	3-3	1.000	2	3	5	4.7	0	2	1	1	3	11	13.5	
at Arkansas	02/05/17	*	25	4-9	.444	2-5	.400	0-0	.000	2	2	4	4.7	2	4	0	0	2	10	13.4	
AUBURN	02/09/17	*	33	3-7	.429	1-4	.250	2-2	1.000	2	1	3	4.6	1	6	0	0	0	9	13.2	
at #1/1 UConn	02/13/17	*	38	3-7	.429	1-3	.333	0-2	.000	1	1	2	4.5	4	2	4	1	2	7	12.9	
VANDERBILT	02/16/17	*	22	4-8	.500	0-3	.000	3-6	.500	2	0	2	4.4	2	5	2	1	1	11	12.8	
at Mizzou	02/19/17	*	34	5-13	.385	1-6	.167	2-5	.400	2	2	4	4.4	4	3	1	0	3	13	12.8	
at Texas A&M	02/23/17	*	33	4-7	.571	0-2	.000	4-4	1.000	2	4	6	4.4	1	3	2	1	1	12	12.8	
#22/- KENTUCKY	02/26/17	*	27	5-9	.556	0-1	.000	7-9	.778	2	1	3	4.4	3	1	0	0	0	17	13.0	
vs Georgia	03/03/17	*	27	6-10	.600	3-5	.600	2-2	1.000	2	2	4	4.4	2	1	1	0	1	17	13.1	
vs #20/24 Kentucky	03/04/17	*	29	3-9	.333	0-1	.000	0-0	.000	1	1	2	4.3	1	2	1	0	1	6	12.9	
vs #6/7 Mississippi State	03/05/17	*	31	1-4	.250	0-1	.000	0-0	.000	1	4	5	4.3	3	0	1	1	1	2	12.5	
Totals			30	881	140-283	.495	34-106	.321	74-103	.718	54	80	134	4.3	66	80	42	18	44	388	12.5

Games played: 31  
 Minutes/game: 28.4  
 Points/game: 12.5  
 FG Pct: 49.5  
 3FG Pct: 32.1  
 FT Pct: 71.8

Rebounds/game: 4.3  
 Assists/game: 2.6  
 Turnovers/game: 1.4  
 Assist/turnover ratio: 1.9  
 Steals/game: 1.4  
 Blocks/game: 0.6

- Second on team in points and rebounds at LSU (Jan. 15) battling in the forward spot while blocking a career-best three shots ... became the second Gamecock this season to pair a 20-point game with at least three blocks
- Grabbed the biggest rebound of her seven against Georgia (Jan. 12) off a missed Lady Bulldog free throw with three seconds left then hit the resulting two free throws to stretch the Gamecock lead to three ... six of her seven rebounds and 11 of her 14 points came in the second half
- Converted two crucial 3-point plays against #9/9 UCLA (Dec. 18), the second of which pushed Carolina's lead back to double-digits early in the fourth quarter
- Triggered South Carolina's 3-point shooting outburst against Minnesota (Dec. 11), connecting on two early 3s to help open the contest on a 15-0 run ... finished with 18 points in just 19 minutes of action
- Tallied 11 of her game-high 17 points in the third quarter against #4/4 Louisville (Nov. 27), including six during a 16-5 run to help end any threat of a Cardinal comeback
- Crafty scorer with 24 points at #7/6 Ohio State (Nov. 14) in Gamecock debut, including five as part of 10-0 run early in fourth quarter to end Buckeyes' comeback hopes

### Career Stats at South Carolina

Year	GP	GS	Min	Avg	FG	FGA	Pct	3FG	FGA	Pct	FT	FTA	Pct	Off	Def	Tot	Avg	PF	FO	A	TO	Blk	Stl	Pts	Avg
2016-17	31	30	881	28.4	140	283	.495	34	106	.321	74	103	.718	54	80	134	4.3	66	1	80	42	18	44	388	12.5



# TYASHA HARRIS

# #52

**5-10 • Fr. • Guard • Noblesville, Ind. • Heritage Christian**  
**Major: Sports Management**

### This Season's Highlights

- Has 21 starts, moving into the full-time role at the start of SEC play
- Leads the team in assists with 3.2 per game, to rank 14th in the league
- In league play, ranked fourth among conference players in assist-to-turnover ratio (2.4) and was also in the top 10 in assists (9th, 3.8) - both topped rankings among league freshmen
- Continued to facilitate the Carolina offense at the SEC Tournament with 4.0 assists per contest over the three-game stretch
- Enjoyed her most productive offensive showing of the season against #22/- Kentucky (Feb. 26) with career highs in points (13) and assists (8) ... four of her assists came in the fourth quarter, and she netted six of Carolina's final nine points, tallying each from the free throw line to seal the victory
- Made plays on the defensive end against Auburn (Feb. 9) with a career-high two blocks in the first half and a game-high three steals to go with four assists
- Opened scoring at #25/- Kentucky (Feb. 2) with a 3-pointer and dished out three of her five assists during 22-4 run to close the second quarter
- Delivered three assists in the opening six minutes against Tennessee (Jan. 30), and the last of her game-high six assists set up a Carolina 3-pointer in the corner that cut the Lady Vol lead to two points with 1:20 remaining
- Gave Gamecocks first lead over #4/4 Mississippi State (Jan. 23) with clutch third-quarter 3 as part of 13-2 run that overcame seven-point halftime deficit
- Dished out two of her game-high five assists against Ole Miss (Jan. 19) during Carolina's crucial 13-3 second-quarter run
- Impacted the game on both ends of the floor against Georgia (Jan. 12) with career highs in points (11) and steals (4) ... connected on three 3s, including one from the right corner that answered a Georgia 3-pointer and sparked a pivotal 7-1 Gamecock run in the fourth quarter
- Jump-started Carolina's 12-2 run to open the game against Alabama (Jan. 1) with a 3-pointer in the first minute and four of her career-high six assists in the first half
- Impressed against Minnesota (Dec. 11) in first career start with nine points and three 3-pointers, including the first basket of the game that sparked a 15-0 run ... facilitated the offense in the opening two quarters, matching her career high in assists (6) by the half
- Played a great all-around game against #14/15 Texas (Dec. 1) in a career-high 30 minutes of action, notching three steals and reaching double figures (10) for the first time ... netted four-straight points late in the fourth quarter to put the game out of the Longhorns' reach
- Drew the second-half start against #4/4 Louisville (Nov. 27), logging 14 of her 29 minutes during the half and dishing out five of her career-high six assists in that time

### Prior to South Carolina

- Ranked as the No. 27 recruit overall and the No. 8 point guard in the 2016 Class
- Finalist for Indiana's Miss Basketball award
- Helped Heritage Christian to three straight state titles, including the 2016 championship in the program's first season in Class 3A
- Is her high school's all-time top scorer with 2,004 career points, also holding school record in steals (487) and ranking third in assists (426)
- Earned gold medal with USA Basketball in 2016 FIBA Americas U18 Championship

### Miscellaneous

	Season	Career
<b>10+ Points</b>	4	4
<b>5+ Assists</b>	10	10
<b>Tm-High Points</b>	0	0
<b>Tm-High Assists</b>	13	13

### Career Highs

<b>Pts</b> .....	13 vs. Kentucky, 2/26/17
<b>Rebs</b> .....	5 at Savannah St., 12/21/16
<b>Stls</b> .....	4 vs. Georgia, 1/12/17
<b>Assts</b> .....	8 vs. Kentucky, 2/26/17
<b>Min</b> .....	38 vs. Tennessee, 1/30/17

### SEC Career Highs

<b>Pts</b> .....	13 vs. Kentucky, 2/26/17
<b>Rebs</b> .....	4, 3x, last vs. Ole Miss, 1/19/17
<b>Stls</b> .....	4 vs. Georgia, 1/12/17
<b>Assts</b> .....	8 vs. Kentucky, 2/26/17
<b>Min</b> .....	38 vs. Tennessee, 1/30/17

### #52 HARRIS, Tyasha

Opponent	Date	gs	min	Total		3-Pointers		Free throws		Rebounds				pts	avg						
				fg-fga	pct	3fg-fga	pct	ft-fa	pct	off	def	tot	avg			pf	a	t/o	blk	stl	
at #7/6 Ohio State	11/14/16		19	1-4	.250	0-0	.000	1-2	.500	0	0	0	0.0	1	3	1	0	0	3	3.0	
HAMPTON	11/20/16		16	1-4	.250	1-3	.333	0-0	.000	0	2	2	1.0	0	2	0	1	0	3	3.0	
MAINE	11/21/16		19	2-4	.500	0-1	.000	0-0	.000	0	2	2	1.3	1	3	2	0	1	4	3.3	
SAINT PETER'S	11/22/16		14	3-5	.600	1-3	.333	0-0	.000	0	0	0	1.0	0	1	2	1	0	7	4.3	
vs #4/4 Louisville	11/27/16		29	0-3	.000	0-2	.000	0-0	.000	0	0	0	0.8	1	6	1	0	0	0	3.4	
at #14/15 Texas	12/01/16		30	2-6	.333	0-4	.000	6-8	.750	0	1	1	0.8	1	0	0	0	3	10	4.5	
at Duke	12/04/16		25	1-2	.500	1-1	1.000	0-0	.000	0	1	1	0.9	0	1	4	0	0	3	4.3	
MINNESOTA	12/11/16	*	21	3-5	.600	3-4	.750	0-0	.000	0	1	1	0.9	2	6	3	0	0	9	4.9	
CLEMSON	12/15/16		7	0-0	.000	0-0	.000	0-0	.000	0	1	1	0.9	1	0	2	0	0	0	4.3	
#9/9 UCLA	12/18/16		19	1-2	.500	0-0	.000	0-2	.000	1	0	1	0.9	1	1	1	0	0	2	4.1	
at Savannah State	12/21/16		22	5-9	.556	0-1	.000	0-0	.000	1	4	5	1.3	1	1	0	0	0	10	4.6	
ALABAMA	01/01/17	*	25	3-5	.600	1-3	.333	0-0	.000	0	1	1	1.3	1	6	1	1	1	7	4.8	
at Auburn	01/05/17	*	23	2-5	.400	1-3	.333	0-0	.000	0	3	3	1.4	2	2	2	0	1	5	4.8	
at Florida	01/08/17	*	29	2-5	.400	0-2	.000	1-2	.500	0	2	2	1.4	3	2	2	0	2	5	4.9	
GEORGIA	01/12/17	*	31	3-8	.375	3-7	.429	2-2	1.000	1	3	4	1.6	3	3	2	0	4	11	5.3	
at LSU	01/15/17	*	29	3-7	.429	0-2	.000	0-0	.000	0	4	4	1.8	1	3	2	0	2	6	5.3	
OLE MISS	01/19/17	*	32	2-3	.667	0-1	.000	0-0	.000	0	4	4	1.9	0	5	2	1	0	4	5.2	
#4/4 MISSISSIPPI ST.	01/23/17	*	35	1-3	.333	1-3	.333	2-2	1.000	0	1	1	1.8	3	3	4	1	0	5	5.2	
at Georgia	01/26/17	*	25	0-5	.000	0-2	.000	0-0	.000	0	0	0	1.7	4	2	0	0	2	0	4.9	
TENNESSEE	01/30/17	*	38	2-6	.333	1-5	.200	1-2	.500	0	1	1	1.7	4	6	3	0	0	6	5.0	
at #25/- Kentucky	02/02/17	*	27	2-5	.400	2-4	.500	1-2	.500	0	1	1	1.7	1	5	2	0	0	7	5.1	
at Arkansas	02/05/17	*	20	1-2	.500	0-0	.000	2-2	1.000	0	1	1	1.6	0	5	0	0	1	4	5.0	
AUBURN	02/09/17	*	30	1-4	.250	1-2	.500	0-0	.000	0	2	2	1.7	0	4	1	2	3	3	5.0	
at #1/1 UConn	02/13/17	*	34	3-11	.273	1-8	.125	0-0	.000	1	2	2	1.7	3	3	0	0	2	7	5.0	
VANDERBILT	02/16/17	*	27	4-10	.400	1-2	.500	0-0	.000	0	2	2	1.7	0	1	0	0	3	9	5.2	
at Mizzou	02/19/17	*	23	1-4	.250	0-1	.000	0-0	.000	0	3	3	1.7	2	1	0	0	1	2	5.1	
at Texas A&M	02/23/17	*	29	3-6	.500	1-3	.333	0-0	.000	0	0	0	1.7	0	4	2	0	1	7	5.1	
#22/- KENTUCKY	02/26/17	*	29	3-3	1.000	1-1	1.000	6-8	.750	0	1	1	1.6	3	8	2	0	0	13	5.4	
vs Georgia	03/03/17	*	22	1-5	.200	0-2	.000	2-2	1.000	0	2	2	1.7	1	6	3	0	1	4	5.4	
vs #20/24 Kentucky	03/04/17	*	30	2-4	.500	1-1	1.000	0-0	.000	0	2	2	1.7	4	1	2	0	2	5	5.4	
vs #6/7 Mississippi State	03/05/17	*	35	3-4	.750	1-1	1.000	0-0	.000	0	1	1	1.6	2	5	4	0	0	7	5.4	
<b>Totals</b>			21	794	61-149	.409	22-72	.306	24-34	.706	4	47	51	1.6	46	99	50	7	30	168	5.4

Games played: 31  
 Minutes/game: 25.6  
 Points/game: 5.4  
 FG Pct: 40.9  
 3FG Pct: 30.6  
 FT Pct: 70.6

Rebounds/game: 1.6  
 Assists/game: 3.2  
 Turnovers/game: 1.6  
 Assist/turnover ratio: 2.0  
 Steals/game: 1.0  
 Blocks/game: 0.2

### Career Stats at South Carolina

Year	GP	GS	Min	Avg	FG	FGA	Pct	3FG	FGA	Pct	FT	FTA	Pct	Off	Def	Tot	Avg	PF	FO	A	TO	Blk	Stl	Pts	Avg
2016-17	31	21	794	25.6	61	149	.409	22	72	.306	24	34	.706	4	47	51	1.7	46	0	99	50	7	30	168	5.4





# MIKIAH HERBERT HARRIGAN #21

**6-2 • Fr. • Forward • Pembroke Pines, Fla./Flanagan**  
**Major: Criminal Justice**

### This Season's Highlights

- Played in every game this season, including 13.4 minutes per contest in SEC play
- Fifth on the team in rebounding average
- Ranks 11th in the SEC with 1.1 bpg on the season
- Averaged 8.3 points on 63.9 percent shooting (23-of-36) from the floor over her last seven contests
- Turned in a clinical first-half shooting performance against #20/24 Kentucky (March 4) in the SEC Semifinals, connecting on all seven of her field goal attempts over the first two periods ... scored 14 of her career-best 17 points in the first half
- Tremendous on the glass after getting the start in place of center Alaina Coates in the SEC Quarterfinals against Georgia (March 3) with a game-high 10 rebounds, seven of which came on the defensive end
- Scored Carolina's first six points in the second quarter at Texas A&M (Feb. 23) to put the Gamecocks ahead by one in a back-and-forth first half ... finished with an SEC career high 13 points and added a block and a steal
- Continued strong shooting with a perfect game at Missouri (Feb. 19), including her first career 3-pointer help Gamecocks hold early fourth-quarter lead
- Connected on all five of her field goals against Vanderbilt (Feb. 16) to finish with an SEC career-high 12 points ... scored eight of Carolina's final 10 points over the last five minutes of the game and chipped in two fourth-quarter blocks
- Boasted a strong finish on the glass at Arkansas (Feb. 5) with four of her six boards in the fourth quarter, including three over the final 1:54
- Drew first career start against Georgia (Jan. 12), stepping into the lineup for the injured A'ja Wilson
- Protected the rim in the second half in her SEC debut against Alabama (Jan. 1) with four blocks in the final 20 minutes, including one on back-to-back Crimson Tide possessions late in the contest
- Contributed timely blocks against #9/9 UCLA (Dec. 18), denying a last-second Bruin field goal at the end of the first half before recording blocks on back-to-back possessions during Carolina's key third-quarter run
- Netted five of her 11 points against #4/4 Louisville (Nov. 27) in the final 1:24 of the first half to send the Gamecocks into the locker room with an eight-point lead they would not relinquish

### Miscellaneous

	Season	Career
10+ Points	5	5
10+ Rebounds	1	1
Tm-High Points	0	0
Tm-High Rebs	1	1

### Career Highs

Pts	17 vs. Kentucky, 3/4/17
Rebs	10 vs. Georgia, 3/3/17
Blks	4 vs. Alabama, 1/1/17
Stls	2 vs. Saint Peter's, 11/22/16
Min	30 vs. Georgia, 3/3/17

### SEC Career Highs

Pts	13 at Texas A&M, 2/23/17
Rebs	6 at Arkansas, 2/5/17
Blks	4 vs. Alabama, 1/1/17
Stls	1, 3x, last at Texas A&M, 2/23/17
Min	24 vs. Georgia, 1/12/17

### Prior to South Carolina

- Ranked as the No. 12 forward in the 2016 Class
- Helped team to four district championships
- Named 2016 8A Player of the Year by the Florida Basketball Coaches Association (FBCA)
- Was a two-time FBCA All-State selection

### #21 HERBERT HARRIGAN, M.

Opponent	Date	gs	min	Total		3-Pointers		Free throws		Rebounds					pts	avg				
				fg-fga	pct	3fg-fga	pct	ft-fa	pct	off	def	tot	avg	pf			a	t/o	blk	stl
at #7/6 Ohio State	11/14/16	22	2-2	1.000	0-0	.000	0-1	.000	2	3	5	5.0	4	0	5	1	1	4	4.0	
HAMPTON	11/20/16	17	4-9	.444	0-0	.000	0-0	.000	4	3	7	6.0	0	2	0	2	1	8	6.0	
MAINE	11/21/16	24	5-8	.625	0-0	.000	3-5	.600	2	6	8	6.7	1	2	0	0	0	13	8.3	
SAINT PETER'S	11/22/16	25	4-11	.364	0-2	.000	1-2	.500	2	2	4	6.0	0	2	2	2	2	9	8.5	
vs #4/4 Louisville	11/27/16	17	3-5	.600	0-0	.000	5-5	1.000	0	2	2	5.2	1	1	0	1	1	11	9.0	
at #14/15 Texas	12/01/16	18	1-4	.250	0-0	.000	0-1	.000	1	3	4	5.0	1	2	0	0	0	2	7.8	
at Duke	12/04/16	8	0-0	.000	0-0	.000	0-0	.000	0	3	3	4.7	0	1	0	0	0	0	6.7	
MINNESOTA	12/11/16	17	1-4	.250	0-0	.000	3-4	.750	2	1	3	4.5	5	2	1	0	1	5	6.5	
CLEMSON	12/15/16	15	2-4	.500	0-0	.000	4-4	1.000	1	4	5	4.6	2	0	2	2	0	8	6.7	
#9/9 UCLA	12/18/16	23	1-3	.333	0-0	.000	0-0	.000	2	5	7	4.8	2	0	2	3	1	2	6.2	
at Savannah State	12/21/16	22	1-5	.200	0-0	.000	1-2	.500	3	3	6	4.9	0	0	3	3	0	3	5.9	
ALABAMA	01/01/17	20	2-6	.333	0-0	.000	0-0	.000	2	3	5	4.9	2	1	2	4	1	4	5.8	
at Auburn	01/05/17	15	1-2	.500	0-0	.000	0-0	.000	1	3	4	4.8	5	0	1	2	0	2	5.5	
at Florida	01/08/17	16	3-7	.429	0-0	.000	1-2	.500	1	2	3	4.7	1	0	1	0	0	7	5.6	
GEORGIA	01/12/17	* 25	0-4	.000	0-0	.000	0-0	.000	1	1	2	4.5	0	0	3	0	0	0	5.2	
at LSU	01/15/17	10	1-3	.333	0-0	.000	0-0	.000	0	2	2	4.4	1	0	0	0	0	2	5.0	
OLE MISS	01/19/17	14	1-7	.143	0-0	.000	0-0	.000	2	1	3	4.3	1	0	0	2	0	2	4.8	
#4/4 MISSISSIPPI ST.	01/23/17	1	0-0	.000	0-0	.000	0-0	.000	0	0	0	4.1	0	0	0	0	0	0	4.6	
at Georgia	01/26/17	3	0-0	.000	0-0	.000	0-0	.000	0	0	0	3.8	1	0	1	0	0	0	4.3	
TENNESSEE	01/30/17	5	0-0	.000	0-0	.000	0-0	.000	0	1	1	3.7	1	0	0	0	0	0	4.1	
at #25/- Kentucky	02/02/17	12	2-5	.400	0-1	.000	0-0	.000	0	2	2	3.6	2	0	1	1	0	4	4.1	
at Arkansas	02/05/17	17	3-4	.750	0-0	.000	0-1	.000	2	4	6	3.7	2	0	3	2	1	6	4.2	
AUBURN	02/09/17	16	1-1	1.000	0-0	.000	0-0	.000	0	2	2	3.7	3	0	5	2	0	2	4.1	
at #1/1 UConn	02/13/17	13	0-3	.000	0-0	.000	0-0	.000	2	1	3	3.6	0	1	1	1	0	0	3.9	
VANDERBILT	02/16/17	19	5-5	1.000	0-0	.000	2-4	.500	0	1	1	3.5	3	0	0	2	0	12	4.2	
at Mizzou	02/19/17	10	2-2	1.000	1-1	1.000	0-1	.000	1	0	1	3.4	1	1	1	0	0	5	4.3	
at Texas A&M	02/23/17	19	5-11	.455	0-0	.000	3-3	1.000	0	1	1	3.3	3	1	0	1	1	13	4.6	
#22/- KENTUCKY	02/26/17	13	0-2	.000	0-0	.000	0-0	.000	0	3	3	3.3	4	1	0	1	0	0	4.4	
vs Georgia	03/03/17	* 30	1-3	.333	0-0	.000	3-4	.750	3	7	10	3.6	2	0	0	1	1	5	4.4	
vs #20/24 Kentucky	03/04/17	* 23	7-8	.875	0-0	.000	3-4	.750	2	1	3	3.5	2	2	0	2	0	17	4.9	
vs #6/7 Mississippi State	03/05/17	20	3-5	.600	0-0	.000	0-0	.000	1	1	2	3.5	1	0	2	0	0	6	4.9	
Totals		3	509	61-133	.459	1-4	.250	29-43	.674	37	71	108	3.5	51	17	36	35	11	152	4.9

Games played: 31  
 Minutes/game: 16.4  
 Points/game: 4.9  
 FG Pct: 45.9  
 3FG Pct: 25.0  
 FT Pct: 67.4

Rebounds/game: 3.5  
 Assists/game: 0.5  
 Turnovers/game: 1.2  
 Assist/turnover ratio: 0.5  
 Steals/game: 0.4  
 Blocks/game: 1.1

### Career Stats at South Carolina

Year	GP	GS	Min	Avg	FG	FGA	Pct	3FG	FGA	Pct	FT	FTA	Pct	Off	Def	Tot	Avg	PF	FO	A	TO	Blk	Stl	Pts	Avg
2016-17	31	3	509	16.4	61	133	.459	1	4	.250	29	43	.674	37	71	108	3.5	51	2	17	36	35	11	152	4.9



# VICTORIA PATRICK

# #0

**5-9 • Fr. • Guard • Orlando, Fla. • Edgewater**  
**Major: Biology**

### This Season's Highlights

- Played in 21 games this season, including 11 of 16 SEC games
- Matched her season high with 15 minutes at Savannah State (Dec. 21)

### Prior to South Carolina

- Ranked as the No. 25 guard in the Class of 2016
- Helped team to 2014 state championship
- Earned First-Team All-Metro West and All-Area honors from the *Orlando Sentinel* in 2016
- Led team with 15.8 points per game as a senior, helping team to state semifinals

### Career Highs

**Pts** ..... 4, 2x, last at Savannah St., 12/21/16  
**Rebs**..... 2, 4x, last vs. Vanderbilt, 2/16/17  
**3FGs**..... 1, 7x, last at Arkansas, 2/5/17  
**Stls**..... 2 vs. Saint Peter's, 11/22/16  
**Min.** 15, 2x, last at Savannah St., 12/21/16

### SEC Career Highs

**Pts** ..... 3, 3x, last at Arkansas, 2/5/17  
**Rebs**..... 2, 2x, last vs. Vanderbilt, 2/16/17  
**3FGs**..... 1, 2x, last at Arkansas, 2/5/17  
**Stls**..... 1 vs. Alabama, 1/1/17  
**Min.**..... 11 at LSU, 1/15/17

### #00 PATRICK, Victoria

Opponent	Date	gs	min	Total		3-Pointers		Free throws		Rebounds				pf	a	t/o	blk	stl	pts	avg
				fg-fga	pct	3fg-fga	pct	ft-fa	pct	off	def	tot	avg							
at #7/6 Ohio State	11/14/16	1	0-0	.000	0-0	.000	0-0	.000	0	0	0	0	0	0	0	0	0	0	0	0.0
HAMPTON	11/20/16	11	1-5	.200	1-3	.333	1-2	.500	1	1	2	1.0	0	1	1	0	0	4	2.0	
MAINE	11/21/16	10	1-3	.333	1-3	.333	0-0	.000	1	0	1	1.0	1	0	0	0	0	3	2.3	
SAINT PETER'S	11/22/16	15	1-4	.250	1-4	.250	0-0	.000	0	0	0	0.8	0	1	1	0	2	3	2.5	
vs #4/4 Louisville	11/27/16	3	0-0	.000	0-0	.000	0-0	.000	0	0	0	0.6	0	0	0	0	0	0	2.0	
MINNESOTA	12/11/16	7	1-1	1.000	1-1	1.000	0-0	.000	0	0	0	0.5	0	0	0	1	0	3	2.2	
CLEMSON	12/15/16	4	0-1	.000	0-0	.000	0-0	.000	0	0	0	0.4	1	0	0	0	0	0	1.9	
at Savannah State	12/21/16	15	1-4	.250	1-4	.250	1-3	.333	0	2	2	0.6	0	2	1	0	0	4	2.1	
ALABAMA	01/01/17	10	1-2	.500	0-1	.000	1-2	.500	0	2	2	0.8	1	0	0	0	1	3	2.2	
at Auburn	01/05/17	4	1-2	.500	1-2	.500	0-0	.000	0	0	0	0.7	0	0	0	0	0	3	2.3	
at Florida	01/08/17	1	0-0	.000	0-0	.000	0-0	.000	0	0	0	0.6	0	0	0	0	0	0	2.1	
GEORGIA	01/12/17	4	0-0	.000	0-0	.000	0-0	.000	0	0	0	0.6	0	0	0	1	0	0	1.9	
at LSU	01/15/17	11	0-1	.000	0-0	.000	0-0	.000	0	0	0	0.5	1	0	0	0	0	0	1.8	
OLE MISS	01/19/17	2	0-1	.000	0-1	.000	0-0	.000	0	1	1	0.6	0	0	0	0	0	0	1.6	
at #25/- Kentucky	02/02/17	2	0-1	.000	0-1	.000	0-0	.000	0	0	0	0.5	0	0	0	0	0	0	1.5	
at Arkansas	02/05/17	5	1-1	1.000	1-1	1.000	0-0	.000	0	0	0	0.5	0	0	0	0	0	3	1.6	
AUBURN	02/09/17	6	0-0	.000	0-0	.000	0-0	.000	0	0	0	0.5	0	0	0	0	0	0	1.5	
VANDERBILT	02/16/17	6	0-2	.000	0-1	.000	0-2	.000	1	1	2	0.6	3	0	0	0	0	0	1.4	
at Texas A&M	02/23/17	2	0-0	.000	0-0	.000	0-0	.000	0	0	0	0.5	0	0	0	0	0	0	1.4	
vs Georgia	03/03/17	6	0-0	.000	0-0	.000	0-0	.000	0	0	0	0.5	0	0	1	0	0	0	1.3	
vs #20/24 Kentucky	03/04/17	0	0-0	.000	0-0	.000	0-0	.000	0	0	0	0.5	0	0	0	0	0	0	1.2	
<b>Totals</b>		<b>0</b>	<b>125</b>	<b>8-28</b>	<b>.286</b>	<b>7-22</b>	<b>.318</b>	<b>3-9</b>	<b>.333</b>	<b>3</b>	<b>7</b>	<b>10</b>	<b>0.5</b>	<b>7</b>	<b>4</b>	<b>4</b>	<b>2</b>	<b>3</b>	<b>26</b>	<b>1.2</b>

Games played: 21  
 Minutes/game: 6.0  
 Points/game: 1.2  
 FG Pct: 28.6  
 3FG Pct: 31.8  
 FT Pct: 33.3

Rebounds/game: 0.5  
 Assists/game: 0.2  
 Turnovers/game: 0.2  
 Assist/turnover ratio: 1.0  
 Steals/game: 0.1  
 Blocks/game: 0.1

### Career Stats at South Carolina

Year	GP	GS	Min	Avg	FG	FGA	Pct	3FG	FGA	Pct	FT	FTA	Pct	Off	Def	Tot	Avg	PF	FO	A	TO	Blk	Stl	Pts	Avg
2016-17	21	0	125	6.0	8	28	.286	7	22	.318	3	9	.333	3	7	10	0.5	7	0	4	4	2	3	26	1.2



# A'JA WILSON

# #22

**6-5 • Jr. • Forward • Hopkins, S.C. • Heathwood Hall**  
**Major: Advertising**

### Career Highlights

Rated No. 1 player in the nation by espnW  
 Three-time All-SEC First Team (2015, 2016, 2017)  
 Two-time SEC Player of the Year (2016, 2017)  
 Two-time SEC All-Defensive Team (2016, 2017)  
 Wooden Award Late Season Top 20 (2017)  
 Naismith Trophy Top 30 Watch List  
 USBWA Drysdale Midseason and Wade Watch Lists  
 2016-17 Preseason All-America First Team (AP, espnW, Athlon, Lindy's, Sporting News)

2016 Naismith, Wooden and Wade Trophy Finalist  
 2016 All-America First Team (AP, WBCA, USBWA, ESPN, Wooden Award)  
 2016 SEC Defensive Player of the Year (Coaches)  
 2015 USA Basketball Female Athlete of the Year  
 2015 All-America (Third Team, AP; Hon. Men, WBCA)  
 2015 SEC Freshman of the Year (Coaches, AP)  
 2015 SEC All-Freshman Team  
 2014 Nat'l HS Player of the Year (WBCA, Naismith, Parade)  
 2014 McDonald's and Parade (HS) All-America

### Miscellaneous

	Season	Career
<b>Double-Double</b>	8	27
<b>30+ Points</b>	1	1
<b>20+ Points</b>	11	23
<b>10+ Points</b>	26	83
<b>10+ Rebounds</b>	8	28
<b>5+ Blocks</b>	3	10
<b>Tm-High Points</b>	18	48
<b>Tm-High Rebs.</b>	11	34
<b>Tm-High Assists</b>	3	4

### This Season's Highlights

- Selected to be a team captain
- Ranks 17th in the nation in field goal percentage and tied for 19th in blocks, ranking fourth and first in the SEC, respectively
- Among league top 10 in scoring (3rd) and rebounding (9th) ... in conference play, was second in blocked shots (2.2) and ranked in the top 10 in scoring (4th, 18.2) and rebounding (7th, 8.5)
- Averaged 21.3 points on 63.2 percent shooting (48-of-76) to go with 9.7 rebounds per game over her last six contests of to help secure Carolina's fourth-straight SEC regular-season title and third-straight league tournament championship
- Capped off a dominant showing at the SEC Tournament with seven points, eight rebounds and two blocks in the fourth quarter to rally the Gamecocks in the title game against #6/7 Mississippi State (March 5) ... finished with 15 points and added four blocks, all coming in the second half
- Scored consistently against #20/24 Kentucky in the SEC Semifinals (March 4) to finish with a game-high 26 points ... totaled 12 first-quarter points and went 8-of-11 from the line, with each free throw attempt coming in the second half
- Propelled the Gamecocks on both ends of the floor in the SEC Quarterfinals against Georgia (March 3) with game highs in blocks (7) and points (18) ... scored 12 of her 18 points in the first half, and her seven blocks were the most by a Gamecock in the SEC Tournament
- Thrived in the paint against #22/- Kentucky (Feb. 26) to notch her second-straight double-double after finishing with team highs in points (25) and boards (10) ... went 4-of-4 in the final period to deny a Kentucky comeback
- Set the tone early at Texas A&M (Feb. 23) that team would control the paint even without the injured Alaina Coates, posting a double-double (12 pts/10 rebs) in the opening 20 minutes ... finished with a season-high 15 boards
- Scored Carolina's final nine points at Missouri (Feb. 19) to keep Gamecocks in it down the stretch ... finished with a team-high 23 points on 9-of-11 (.818) shooting
- Paced Carolina's offense early at #1/1 UConn (Feb. 13), reaching double figures less than 11 minutes into the game ... protected the rim with three blocks to help hold Huskies to a season-low 66 points
- Scored nine of her game-high 17 points against Auburn (Feb. 9) in the third quarter and finished 8-of-11 from the field
- Netted 13 of her 19 points at Georgia (Jan. 26) in the second half ... converted a layup with 7:35 left to spark Carolina's game-changing 18-5 fourth-quarter run that turned a four-point lead into a 17-point cushion late in the contest
- Had her way inside early against #4/4 Mississippi State (Jan. 23) with 16 first-half points on 7-of-8 shooting ... in second half, knocked down a tough turnaround jumper to extend lead late before converting two free throws to again push the advantage to three with two seconds to play

### Career Highs

**Pts** ..... 31 at Texas, 12/1/16  
**Rebs**..... 19 at Kentucky, 3/1/15  
**Blks** ..... 8, 2x, last vs. Texas A&M, 1/17/16  
**Stls**..... 5 vs. Vanderbilt, 2/16/17  
**Assts** ..... 5 vs. Louisville, 11/27/16  
**Min**..... 39 at Texas A&M, 1/31/16

### SEC Career Highs

**Pts** ..... 26, 2x, last vs. Miss. State, 1/23/17  
**Rebs**..... 19 at Kentucky, 3/1/15  
**Blks** ..... 8, 2x, last vs. Texas A&M, 1/17/16  
**Stls**..... 5 vs. Vanderbilt, 2/16/17  
**Assts** ..... 3, 7x, last vs. Kentucky, 2/26/17  
**Min**..... 39 at Texas A&M, 1/31/16

### NCAA Career Highs

**Pts** ..... 20 vs. Notre Dame, 4/5/15  
**Rebs**..... 11 vs. Jacksonville, 3/18/16  
**Blks** ..... 4 vs. Notre Dame, 4/5/15  
**Stls**..... 4 vs. Syracuse, 3/25/16  
**Assts** ..... 3, 2x, last vs. Syracuse, 3/25/16  
**Min**..... 35 vs. Syracuse, 3/25/16

### Season Highs

**Pts** ..... 31 at Texas, 12/1  
**Rebs**..... 15 at Texas A&M, 2/23  
**Blks** ..... 7 vs. Georgia, 3/3  
**Stls**..... 5 vs. Vanderbilt, 2/16  
**Assts** ..... 5 vs. Louisville, 11/27  
**Min**..... 38, 4x, last vs. Kentucky, 2/26

### Career NCAA Tournament Game-by-Game

Date	Opponent	GS	MIN	FG-A	3FG-A	FT-A	Reb	PF	A	TO	B	S	TP
3/20/15	Savannah St.		20	7-9	0-0	1-3	9	2	3	1	0	0	15
3/22/15	Syracuse		13	3-5	0-0	7-9	4	2	1	0	1	0	13
3/27/15	#15/12 N. Carolina		29	1-2	0-0	2-2	2	3	0	2	2	0	4
3/29/15	#7/7 Florida St.		14	3-6	0-0	4-5	2	3	1	1	0	0	10
4/5/15	#2/2 Notre Dame		24	8-11	0-0	4-5	9	0	2	2	4	1	20
3/18/16	Jacksonville	*	26	6-16	0-0	3-7	11	1	1	1	3	0	15
3/20/16	Kansas St.	*	15	2-9	0-0	4-4	5	2	0	2	3	1	8
3/25/16	#14/15 Syracuse	*	35	6-10	0-0	3-4	10	4	3	4	3	4	15
<b>Totals</b>		<b>3</b>	<b>176</b>	<b>36-68</b>	<b>0-0</b>	<b>28-39</b>	<b>52</b>	<b>17</b>	<b>11</b>	<b>13</b>	<b>16</b>	<b>6</b>	<b>100</b>
			<b>22.0</b>	<b>.529</b>	<b>—</b>	<b>.718</b>	<b>6.5</b>	<b>1.4</b>					<b>12.5</b>

- Dominated second quarter at Florida (Jan. 8) with eight points and six boards during 17-0 run that delivered the win
- Grabbed 11 of her 13 rebounds against #9/9 UCLA (Dec. 18) in the second half with eight of those coming in the fourth quarter to keep the Bruins at bay
- Dominant performance at #14/15 Texas (Dec. 1), delivering on both ends of the court with a career-high 31 points with nine in the fourth quarter, including two crucial putbacks that stifled any chance of a Longhorn comeback
- Scored 11 of her team-high 17 points against #4/4 Louisville (Nov. 27) in first half to help build eight-point halftime lead ... also handed out career-best five assists
- Added two blocked shots to her 14 points against Saint Peter's (Nov. 22) to break the school record for career blocked shots

### Career Stats at South Carolina

Year	GP	GS	Min	Avg	FG	FGA	Pct	3FG	FGA	Pct	FT	FTA	Pct	Off	Def	Tot	Avg	PF	FO	A	TO	Blk	Stl	Pts	Avg
2014-15	37	1	734	19.8	177	329	.538	1	3	.333	131	198	.662	78	165	243	6.6	72	1	37	62	65	32	486	13.1
2015-16	33	32	895	27.1	205	386	.531	0	0	—	120	166	.723	88	199	287	8.7	78	1	47	74	103	27	530	16.1
2016-17	29	29	818	28.2	192	327	.587	0	1	.000	127	176	.722	73	148	221	7.6	63	1	43	56	74	35	511	17.6
<b>Career</b>	<b>99</b>	<b>62</b>	<b>2447</b>	<b>24.7</b>	<b>574</b>	<b>1042</b>	<b>.551</b>	<b>1</b>	<b>4</b>	<b>.250</b>	<b>378</b>	<b>540</b>	<b>.700</b>	<b>239</b>	<b>512</b>	<b>751</b>	<b>7.6</b>	<b>213</b>	<b>3</b>	<b>127</b>	<b>192</b>	<b>242</b>	<b>94</b>	<b>1527</b>	<b>15.4</b>

### Career Highlights

- Finalist for all three national player of the year awards, consensus first-team All-American in 2015-16 – only returning Naismith Trophy finalist this season
- Eighth player ever to win back-to-back SEC Player of the Year honors (2016, 2017)
- Second player in league history to earn SEC Player of the Year and SEC Defensive Player of the Year in the same season (2016)
- Set school record for blocked shots in a season with 103 in 2015-16, ranking 12th in the nation
- Holds school blocked shots records for career (242), an SEC career (116) and in an SEC game (8, two times)
- Second player in program history to reach 1,000 career points as a sophomore

#### #22 WILSON, A'ja

Opponent	Date	gs	min	Total		3-Pointers		Free throws		Rebounds					pts	avg					
				fg-fga	pct	3fg-fga	pct	ft-fa	pct	off	def	tot	avg	pf			a	t/o	blk	stl	
at #7/6 Ohio State	11/14/16	*	16	1-3	.333	0-0	.000	3-6	.500	0	3	3	3.0	5	0	3	3	0	5	5.0	
HAMPTON	11/20/16	*	22	3-8	.375	0-0	.000	14-14	1.000	2	5	7	5.0	4	2	3	2	1	20	12.5	
MAINE	11/21/16	*	19	7-8	.875	0-0	.000	0-2	.000	1	2	3	4.3	2	2	0	4	0	14	13.0	
SAINT PETER'S	11/22/16	*	21	5-9	.556	0-0	.000	4-7	.571	2	3	5	4.5	1	4	1	2	3	14	13.3	
vs #4/4 Louisville	11/27/16	*	28	6-12	.500	0-0	.000	5-6	.833	2	3	5	4.6	2	5	5	2	1	17	14.0	
at #14/15 Texas	12/01/16	*	38	12-18	.667	0-0	.000	7-11	.636	5	7	12	5.8	3	0	4	4	3	31	16.8	
at Duke	12/04/16	*	35	7-14	.500	0-0	.000	4-6	.667	3	3	6	5.9	3	0	4	1	0	18	17.0	
MINNESOTA	12/11/16	*	21	5-10	.500	0-0	.000	0-0	.000	1	5	6	5.9	2	2	0	2	2	10	16.1	
CLEMSON	12/15/16	*	31	9-17	.529	0-0	.000	2-4	.500	4	6	10	6.3	2	4	1	2	0	20	16.6	
#9/9 UCLA	12/18/16	*	26	5-14	.357	0-0	.000	3-4	.750	5	8	13	7.0	2	0	3	1	0	13	16.2	
at Savannah State	12/21/16	*	23	8-10	.800	0-0	.000	2-4	.500	1	2	3	6.6	0	1	1	1	1	18	16.4	
ALABAMA	01/01/17	*	24	9-13	.692	0-0	.000	5-6	.833	3	6	9	6.8	2	2	3	2	2	23	16.9	
at Auburn	01/05/17	*	29	4-7	.571	0-1	.000	2-2	1.000	4	7	11	7.2	3	1	2	2	1	10	16.4	
at Florida	01/08/17	*	29	8-14	.571	0-0	.000	7-10	.700	5	8	13	7.6	4	2	2	3	1	23	16.9	
OLE MISS	01/19/17	*	15	3-5	.600	0-0	.000	0-2	.000	2	2	4	7.3	1	0	2	0	1	6	16.1	
#4/4 MISSISSIPPI ST.	01/23/17	*	38	10-13	.769	0-0	.000	6-8	.750	2	7	9	7.4	2	2	4	3	2	26	16.8	
at Georgia	01/26/17	*	35	5-13	.385	0-0	.000	9-14	.643	4	7	11	7.6	1	3	2	2	0	19	16.9	
TENNESSEE	01/30/17	*	22	7-10	.700	0-0	.000	0-0	.000	1	3	4	7.4	4	1	2	2	0	14	16.7	
at #25/- Kentucky	02/02/17	*	33	8-14	.571	0-0	.000	4-5	.800	4	5	9	7.5	2	3	3	5	0	20	16.9	
at Arkansas	02/05/17	*	23	5-9	.556	0-0	.000	8-9	.889	1	0	1	7.2	3	0	2	1	0	18	17.0	
AUBURN	02/09/17	*	29	8-11	.727	0-0	.000	1-2	.500	4	2	6	7.1	1	1	1	2	0	17	17.0	
at #1/1 UConn	02/13/17	*	34	5-12	.417	0-0	.000	7-8	.875	1	4	5	7.0	3	1	1	3	1	17	17.0	
VANDERBILT	02/16/17	*	24	4-7	.571	0-0	.000	2-2	1.000	2	6	8	7.1	1	1	0	1	5	10	16.7	
at Mizzou	02/19/17	*	38	9-11	.818	0-0	.000	5-8	.625	5	4	9	7.2	1	0	2	3	2	23	16.9	
at Texas A&M	02/23/17	*	36	9-15	.600	0-0	.000	3-4	.750	4	11	15	7.5	2	2	0	3	3	21	17.1	
#22/- KENTUCKY	02/26/17	*	38	10-14	.714	0-0	.000	5-7	.714	0	10	10	7.6	0	3	2	2	1	25	17.4	
vs Georgia	03/03/17	*	21	6-9	.667	0-0	.000	6-9	.667	2	5	7	7.6	1	0	0	7	1	18	17.4	
vs #20/24 Kentucky	03/04/17	*	33	9-15	.600	0-0	.000	8-11	.727	1	7	8	7.6	3	1	2	5	1	26	17.7	
vs #6/7 Mississippi State	03/05/17	*	37	5-12	.417	0-0	.000	5-5	1.000	2	7	9	7.6	3	0	1	4	3	15	17.6	
Totals			29	818	192-327	.587	0-1	.000	127-176	.722	73	148	221	7.6	63	43	56	74	35	511	17.6

Games played: 29  
 Minutes/game: 28.2  
 Points/game: 17.6  
 FG Pct: 58.7  
 3FG Pct: 0.0  
 FT Pct: 72.2

Rebounds/game: 7.6  
 Assists/game: 1.5  
 Turnovers/game: 1.9  
 Assist/turnover ratio: 0.8  
 Steals/game: 1.2  
 Blocks/game: 2.6



## South Carolina's NCAA Tournament History

### 1982 • No. 3 in Midwest Region • Sweet 16 • Head Coach: Terry Kelly • Final record: 23-8 overall

Date	Opponent	Result	Score	Site	SC Points	SC Rebs.	Opp. Points	Opp. Rebs.
3/14	No. 6 East Carolina	W	79-54	Columbia, S.C.	30-Southers	19-Southers, Foster	14-Denkler	9-Chaney
3/18	vs. No. 2 Kentucky	L	69-73	Ruston, La.	23-Foster	19-Foster	29-Still	13-Still

### 1986 • No. 7 Seed in Mideast Region • First Round • Head Coach: Nancy Wilson • Final record: 19-11 overall; 9-1 Metro

Date	Opponent	Result	Score	Site	SC Points	SC Rebs.	Opp. Points	Opp. Rebs.
3/12	No. 10 Middle Tenn. St.	L	77-78 (OT)	Columbia, S.C.	24-Southers	18-Gilmore	20-Willbanks	11-Willbanks

### 1988 • No. 8 Seed in Midwest Region • Second Round • Head Coach: Nancy Wilson • Final record: 23-11 overall; 10-2 Metro

Date	Opponent	Result	Score	Site	SC Points	SC Rebs.	Opp. Points	Opp. Rebs.
3/16	No. 9 Alabama	W	77-63	Columbia, S.C.	21-Middleton	11-Parker	22-Vaughn	12-Heard
3/20	at No. 1 Texas	L	58-77	Austin, Texas	15-Parker	10-Hawkins	19-Wimbish	9-Conwell

### 1989 • No. 6 Seed in Midwest Region • First Round • Head Coach: Nancy Wilson • Final record: 23-7 overall; 10-2 Metro

Date	Opponent	Result	Score	Site	SC Points	SC Rebs.	Opp. Points	Opp. Rebs.
3/15	No. 11 Tenn. Tech	L	73-77	Columbia, S.C.	31-Hunt	12-Hunt	23-Brown	12-Clayton

### 1990 • No. 5 Seed in Mideast Region • Sweet 16 • Head Coach: Nancy Wilson • Final record: 24-9 overall; 13-1 Metro

Date	Opponent	Result	Score	Site	SC Points	SC Rebs.	Opp. Points	Opp. Rebs.
3/14	No. 12 Bowling Green	W	93-50	Columbia, S.C.	22-Middleton	11-Hunt	15-Thompson	7-Bonner
3/17	at No. 4 Northwestern	W	76-67	Evanston, Ill.	21-Middleton	15-Banner	19-Savage	7-Savage, Kennelly
3/22	vs. No. 1 Washington	L	61-73	Iowa City, Iowa	20-Hunt	10-Hunt	17-Deden	10-Deden

### 1991 • No. 7 Seed in Mideast Region • First Round • Head Coach: Nancy Wilson • Final record: 22-9 overall; 12-2 Metro

Date	Opponent	Result	Score	Site	SC Points	SC Rebs.	Opp. Points	Opp. Rebs.
3/13	at No. 10 Vanderbilt	L	64-73	Nashville, Tenn.	27-Williams	14-Williams	24-Scholtens	16-Scholtens

### 2002 • No. 3 Seed in East Region • Elite Eight • Head Coach: Susan Walvius • Final record: 25-7 overall; 10-4 SEC

Date	Opponent	Result	Score	Site	SC Points	SC Rebs.	Opp. Points	Opp. Rebs.
3/16	No. 14 Liberty	W	69-61	Columbia, S.C.	19-Ujhelyi	14-Penn	19-Walker	9-Foreid
3/18	No. 6 Cincinnati	W	75-56	Columbia, S.C.	21-Geter	10-Geter	13-Sharp, King	8-Wilder
3/23	vs. No. 7 Drake	W	79-65	Raleigh, N.C.	19-Penn, Gortman	8-Penn	20-Bennett	8-Anderson
3/25	vs. No. 1 Duke	L	68-77	Raleigh, N.C.	17-Gortman	9-Penn	24-Beard	7-Beard, Tillis

### 2003 • No. 5 Seed in East Region • Second Round • Head Coach: Susan Walvius • Final record: 23-8 overall; 9-5 SEC

Date	Opponent	Result	Score	Site	SC Points	SC Rebs.	Opp. Points	Opp. Rebs.
3/23	vs. No. 12 Chattanooga	W	68-54	University Park, Pa.	18-Ciocan	14-Ujhelyi	18-Warfield	7-Patton
3/25	at No. 4 Penn State	L	67-77	University Park, Pa.	21-Penn	9-Penn	27-Mazzante	4-Joseph, Wright

### 2012 • No. 5 Seed in Fresno Region • Sweet 16 • Head Coach: Dawn Staley • Final record: 25-10 overall; 10-6 SEC

Date	Opponent	Result	Score	Site	SC Points	SC Rebs.	Opp. Points	Opp. Rebs.
3/17	vs. No. 12 E. Michigan	W	80-48	W. Lafayette, Ind.	12-Grant	7-Bruner	14-Redditt	12-Watkins
3/19	at No. 4 Purdue	W	72-61	W. Lafayette, Ind.	21-Grant	8-Welch	15-Houser	13-Ostarello
3/25	vs. No. 1 Stanford	L	60-76	Fresno, Calif.	18-Sutton	12-Welch	39-N. Ogwumike	10-Ogwumike, Ogwumike

### 2013 • No. 4 Seed in Norfolk Region • Second Round • Head Coach: Dawn Staley • Final record: 25-8 overall; 11-5 SEC

Date	Opponent	Result	Score	Site	SC Points	SC Rebs.	Opp. Points	Opp. Rebs.
3/23	vs. No. 13 S. Dakota State	W	74-52	Boulder, Colo.	15-Bruner, Walker	11-Bruner	15-Eide	4-Boever, Dietel, Lingle
3/25	vs. No. 12 Kansas	L	69-75	Boulder, Colo.	16-Bruner, Welch	12-Bruner	27-Engelman	12-Gardner

### 2014 • No. 1 Seed in Stanford Region • Sweet 16 • Head Coach: Dawn Staley • Final record: 29-5 overall; 14-2 SEC

Date	Opponent	Result	Score	Site	SC Points	SC Rebs.	Opp. Points	Opp. Rebs.
3/23	vs. No. 16 CSUN	W	73-58	Seattle, Wash.	24-Mitchell	16-Coates	26-Sharpe	6-Sharpe, Fong
3/25	vs. No. 9 Oregon State	W	78-69	Seattle, Wash.	21-Welch	11-Welch, Coates	21-Weisner	9-Gibson
3/30	vs. No. 4 North Carolina	L	58-65	Palo Alto, Calif.	22-Coates	11-Coates	19-DeShields	9-Mavunga

### 2015 • No. 1 Seed in Greensboro Region • Final Four • Head Coach: Dawn Staley • Final record: 34-3 overall; 15-1 SEC

Date	Opponent	Result	Score	Site	SC Points	SC Rebs.	Opp. Points	Opp. Rebs.
3/20	vs. No. 16 Savannah State	W	81-48	Columbia, S.C.	15-Wilson	9-Wilson	21-Kalu	8-Davis
3/22	vs. No. 8 Syracuse	W	97-68	Columbia, S.C.	14-Coates, Mitchell	10-Welch	23-Peterson	7-Briana Day
3/27	vs. No. 4 North Carolina	W	67-65	Greensboro, N.C.	18-Cotes, Mitchell	10-Coates	15-Coleman	13-Mavunga
3/29	vs. No. 2 Florida State	W	80-74	Greensboro, N.C.	21-Mitchell	6-Mitchell	13-Romero	7-Romero
4/5	vs. No. 1 Notre Dame	L	65-66	Tampa, Fla.	20-Wilson	9-Coates, Wilson	22-Loyd	8-Turner

### 2016 • No. 1 Seed in Sioux Falls Region • Sweet 16 • Head Coach: Dawn Staley • Final record: 33-2 overall; 16-0 SEC

Date	Opponent	Result	Score	Site	SC Points	SC Rebs.	Opp. Points	Opp. Rebs.
3/18	vs. No. 16 Jacksonville	W	77-41	Columbia, S.C.	22-Coates	11-Wilson	17-B. Brown	6-Mercer
3/20	vs. No. 9 Kansas State	W	73-47	Columbia, S.C.	20-Mitchell	10-Coates	12-Lewis	9-Lewis
3/25	vs. No. 4 Syracuse	L	72-80	Sioux Falls, S.D.	18-Coates	16-Coates	26-Peterson	13-Briana Day

**Tournament Field:** 32 teams 1982, 1984-85; 40 teams 1983, 1986-88; 48 teams 1989-93; 64 teams 1994-present  
Opponents listed with regional seed, not national ranking

## South Carolina's All-Time NCAA Tournament Game-by-Game Line Scores

Date	Team	Site	Result	1st	2nd	OT	Total	FG-A	Pct.	3FG-A	Pct.	FT-A	Pct.	REBOUNDS						
														Off-Def-Tot	PF	A	TO	Blk	Stl	
3/14/82	South Carolina	H	W	34	45	-	79	33-57	.579	—	—	13-22	.591	50	21	20	25	8	7	
	East Carolina			14	40	-	54	21-75	.280	—	—	12-22	.545	40	23	12	17	0	11	
3/18/82	South Carolina	N	L	34	35	-	69	32-67	.478	—	—	5-9	.555	13-37-50	17	18	26	4	6	
	Kentucky			38	35	-	73	33-74	.446	—	—	7-16	.438	13-22-35	14	17	12	0	12	
3/12/86	South Carolina	H	L (OT)	35	31	11	77	32-70	.457	—	—	13-20	.650	48	18	22	16	3	9	
	Middle Tennessee State			28	38	12	78	35-79	.443	—	—	8-17	.471	48	22	20	15	4	8	
3/16/88	South Carolina	H	W	34	43	-	77	24-44	.545	1-3	.333	28-45	.622	13-31-44	17	18	22	7	10	
	Alabama			22	41	-	63	26-72	.361	2-12	.167	9-21	.429	21-22-43	31	11	19	0	14	
3/20/88	South Carolina	A	L	30	28	-	58	25-65	.385	0-4	.000	8-12	.667	21-24-45	19	7	24	2	7	
	Texas			34	43	-	77	32-68	.471	0-0	—	13-24	.542	15-21-36	15	11	13	3	13	
3/15/89	South Carolina	H	L	49	24	-	73	28-58	.483	3-9	.333	14-17	.824	12-17-29	16	21	16	4	8	
	Tennessee Tech			38	39	-	77	34-67	.504	1-3	.333	8-13	.615	16-24-40	15	15	21	1	9	
3/14/90	South Carolina	H	W	42	51	-	93	36-60	.600	4-7	.571	17-23	.739	8-35-43	16	23	20	3	13	
	Bowling Green			22	28	-	50	19-65	.292	0-7	.000	12-16	.750	11-22-33	16	12	25	0	10	
3/17/90	South Carolina	A	W	38	38	-	76	32-67	.478	5-5	1.000	7-12	.583	13-26-39	15	7	13	0	5	
	Northwestern			32	35	-	67	28-60	.467	0-2	.000	11-14	.786	9-25-34	17	15	11	0	6	
3/22/90	South Carolina	N	L	26	35	-	61	25-66	.378	1-6	.167	10-16	.625	18-16-34	13	8	21	0	10	
	Washington			29	44	-	73	32-59	.542	1-3	.333	8-10	.800	11-27-38	17	9	17	3	9	
3/13/91	South Carolina	A	L	31	33	-	64	26-64	.406	4-18	.222	8-13	.615	15-25-40	20	13	14	1	4	
	Vanderbilt			25	48	-	73	26-62	.419	3-14	.214	18-23	.783	13-29-42	12	16	10	5	6	
3/16/02	South Carolina	H	W	41	28	-	69	26-64	.406	4-16	.250	13-23	.565	19-28-47	16	22	19	3	10	
	Liberty			29	32	-	61	24-64	.375	2-11	.182	11-15	.733	16-28-44	19	10	19	3	7	
3/18/02	South Carolina	H	W	27	48	-	75	29-66	.439	4-12	.333	13-17	.765	14-30-44	13	19	12	5	9	
	Cincinnati			24	32	-	56	20-62	.323	8-19	.421	8-9	.889	13-26-39	13	9	18	2	3	
3/23/02	South Carolina	N	W	39	40	-	79	31-66	.470	7-15	.467	10-15	.667	20-17-37	14	20	12	1	16	
	Drake			23	42	-	65	24-50	.480	6-18	.333	11-14	.786	11-18-29	11	15	21	3	6	
3/25/02	South Carolina	N	L	22	46	-	68	30-68	.441	4-10	.400	4-6	.667	11-25-36	20	13	16	1	12	
	Duke			35	42	-	77	28-58	.483	3-10	.300	18-24	.750	9-26-35	9	19	14	9	7	
3/23/03	South Carolina	N	W	35	33	-	68	24-61	.393	6-28	.214	14-18	.778	18-29-47	17	15	20	3	7	
	Chattanooga			32	22	-	54	21-60	.350	4-20	.200	8-13	.615	11-20-31	15	16	17	0	12	
3/25/03	South Carolina	A	L	23	44	-	67	23-57	.404	6-18	.333	15-20	.750	13-28-41	19	15	22	3	8	
	Penn State			37	40	-	77	30-60	.500	7-18	.389	10-16	.625	7-23-30	19	21	13	2	14	
3/17/12	South Carolina	N	W	39	41	-	80	32-60	.533	5-19	.263	11-14	.786	11-27-38	18	22	17	11	11	
	Eastern Michigan			23	25	-	48	16-60	.267	0-3	.000	16-22	.727	16-20-36	12	10	17	3	6	
3/19/12	South Carolina	A	W	33	39	-	72	28-57	.491	6-16	.375	10-20	.500	10-20-30	15	11	12	2	11	
	Purdue			26	35	-	61	22-56	.393	4-10	.400	13-17	.765	16-24-40	21	16	20	5	6	
3/24/12	South Carolina	N	L	30	30	-	60	25-68	.368	4-12	.333	6-10	.600	18-20-38	19	10	11	3	7	
	Stanford			36	40	-	76	28-53	.528	1-1	1.000	19-25	.760	9-27-36	11	15	11	9	5	
3/23/13	South Carolina	N	W	44	30	-	74	25-52	.481	4-11	.364	20-26	.769	8-32-40	13	13	15	5	10	
	South Dakota State			26	26	-	52	17-52	.327	3-14	.214	15-18	.833	5-23-28	21	6	16	2	10	
3/25/13	South Carolina	N	L	41	28	-	69	27-72	.375	2-8	.250	13-22	.591	26-21-47	15	9	13	4	9	
	Kansas			42	33	-	75	29-63	.460	5-10	.500	12-18	.667	17-26-43	17	14	15	6	7	
3/23/14	South Carolina	N	W	36	37	-	73	22-50	.440	2-9	.222	27-43	.643	15-37-52	16	17	11	8	1	
	Cal St. Northridge			26	32	-	58	21-68	.309	5-15	.333	11-15	.733	13-23-36	28	8	5	4	3	
3/25/14	South Carolina	N	W	34	44	-	78	20-54	.370	4-6	.667	34-43	.791	16-29-45	18	10	9	2	6	
	Oregon State			25	44	-	69	25-65	.385	10-30	.333	9-18	.500	17-23-40	21	15	14	7	5	
3/30/14	South Carolina	N	L	21	37	-	58	23-61	.377	4-12	.333	8-10	.800	13-22-35	19	12	13	5	5	
	North Carolina			29	36	-	65	24-58	.414	4-14	.286	13-18	.722	11-24-35	15	11	12	4	7	
3/20/15	South Carolina	H	W	43	38	-	81	34-53	.642	3-11	.273	10-15	.667	12-21-33	20	23	15	5	10	
	Savannah State			30	18	-	48	17-51	.333	2-9	.222	12-19	.632	14-10-24	17	4	15	2	8	
3/22/15	South Carolina	H	W	53	44	-	97	32-58	.552	8-19	.421	25-31	.806	9-31-40	19	20	12	4	5	
	Syracuse			25	43	-	68	21-63	.333	8-26	.308	18-23	.783	13-22-35	24	8	13	4	3	
3/22/15	South Carolina	N	W	29	38	-	67	20-46	.435	7-16	.438	20-28	.714	8-29-37	17	14	15	5	4	
	North Carolina			25	40	-	65	23-62	.371	4-13	.308	15-20	.750	13-23-36	22	9	9	4	8	
3/22/15	South Carolina	N	W	38	42	-	80	30-49	.612	2-5	.400	18-27	.667	7-21-28	18	14	12	5	6	
	Syracuse			41	33	-	74	25-59	.424	8-16	.500	16-21	.762	16-17-33	26	13	12	1	4	
4/5/15	South Carolina	N	L	28	37	-	65	28-65	.431	2-12	.167	7-16	.438	16-29-45	13	13	13	6	7	
	Notre Dame			32	34	-	66	26-64	.406	2-5	.400	12-14	.857	10-27-37	17	16	10	6	7	
3/18/16	South Carolina	H	W	32	45	-	77	29-64	.453	3-15	.200	16-24	.667	14-30-44	10	13	10	4	14	
	Jacksonville			21	20	-	41	14-50	.280	4-12	.333	9-9	1.000	5-25-30	23	6	21	5	4	
3/20/16	South Carolina	H	W	45	28	-	73	26-60	.433	6-22	.273	15-26	.577	18-29-47	15	11	11	6	9	
	Kansas State			26	21	-	47	18-56	.321	2-14	.143	9-13	.692	12-20-32	19	9	16	2	7	
3/25/16	South Carolina	N	L	43	29	-	72	28-63	.444	8-32	.250	8-14	.571	15-27-42	23	21	18	5	8	
	Syracuse			33	47	-	80	29-76	.382	8-23	.348	14-21	.667	24-23-47	15	7	10	3	5	

## South Carolina NCAA Tournament Records

<b>Team</b>			
<b>Most Points Scored</b>		<b>Free Throws Made</b>	
<b>Game:</b>	97 vs. Syracuse, 3/22/14	<b>Game:</b>	34 vs. Oregon State, 3/25/14
<b>Tourn.:</b>	390 in 2015 (5 games)	<b>Tourn.:</b>	80 in 2015 (5 games)
<b>Fewest Points Scored</b>		<b>Free Throw Attempts</b>	
<b>Game:</b>	58 vs. North Carolina, 3/30/14	<b>Game:</b>	45 vs. Alabama, 3/16/88
	58 at Texas, 3/20/88	<b>Tourn.:</b>	117 in 2015 (5 games)
<b>Tourn.:</b>	64 in 1991 (1 game)	<b>Free Throw Percentage</b>	
<b>Margin of Victory</b>		<b>Game (Min. 20 FTA):</b>	.806 (25-31) vs. Syracuse, 3/22/15
<b>Game:</b>	43 (93-50) vs. Bowling Green, 3/14/90	<b>Tourn. (Min. 30 FTA):</b>	.842 (32-38) in 2003
<b>Margin of Defeat</b>		<b>Total Rebounds</b>	
<b>Game:</b>	19 (58-77) at Texas, 3/20/88	<b>Game:</b>	52 vs. Cal State Northridge, 3/23/14
<b>Field Goals Made</b>		<b>Tourn.:</b>	183 in 2015 (5 games)
<b>Game:</b>	36 vs. Bowling Green, 3/14/90	<b>Offensive Rebounds (Since 1987-88)</b>	
<b>Tourn.:</b>	144 in 2015 (5 games)	<b>Game:</b>	26 vs. Kansas, 3/25/13
<b>Field Goal Attempts</b>		<b>Tourn.:</b>	64 in 2002 (4 games)
<b>Game:</b>	72 vs. Kansas, 3/25/13	<b>Defensive Rebounds (Since 1987-88)</b>	
<b>Tourn.:</b>	274 in 2015 (5 games)	<b>Game:</b>	37 vs. Cal State Northridge, 3/23/14
<b>Field Goal Percentage</b>			37 vs. Kentucky, 3/18/82
<b>Game:</b>	.642 (34-53) vs. Savannah State, 3/20/15	<b>Tourn.:</b>	131 in 2015 (5 games)
<b>Tourn.:</b>	.526 (144-274) in 2015 (5 games)	<b>Assists</b>	
<b>3-Point Field Goals Made (Since 1987-88)</b>		<b>Game:</b>	23 vs. Savannah State, 3/20/15
<b>Game:</b>	8 vs. Syracuse, 3/25/16		23 vs. Bowling Green, 3/14/90
	8 vs. Syracuse, 3/22/15	<b>Tourn.:</b>	84 in 2015 (5 games)
<b>Tourn.:</b>	22 in 2015 (5 games)	<b>Blocked Shots</b>	
<b>3-Point Field Goal Attempts (Since 1987-88)</b>		<b>Game:</b>	11 vs. Eastern Michigan, 3/17/12
<b>Game:</b>	32 vs. Syracuse, 3/25/16	<b>Tourn.:</b>	25 in 2015 (5 games)
<b>Tourn.:</b>	69 in 2016 (3 games)	<b>Steals</b>	
<b>3-Point Field Goal Percentage (Since 1987-88)</b>		<b>Game:</b>	16 vs. Drake, 3/23/02
<b>Game (Min. 10 3FGA):</b>	.467 (7-15) vs. Drake, 3/23/02	<b>Tourn.:</b>	47 in 2002 (4 games)
<b>Tourn. (Min. 20 3FGA):</b>	.370 (10-27) in 2014 (3 games)		

## Individual

### Points Scored

<b>Game:</b>	31 by Beth Hunt vs. Tennessee Tech, 3/15/89
<b>Tourn.:</b>	71 by Tiffany Mitchell in 2015 (5 games)
<b>Career:</b>	186 by Tiffany Mitchell, 2013-16 (13 games)

### Scoring Average

<b>Tourn. (Min. 2 games):</b>	23.0 by Sheila Foster in 1982 (2 games)
<b>Career (Min. 2 yrs./4 gms.):</b>	21.5 by Beth Hunt, 1989-90 (4 games)

### Field Goals Made

<b>Game:</b>	13 by Brantley Southers vs. East Carolina, 3/14/82
<b>Tourn.:</b>	26 by Tiffany Mitchell in 2015 (5 games)
<b>Career:</b>	61 by Alaina Coates, 2014-present (11 games)

### Field Goal Attempts

<b>Game:</b>	23 by Brantley Southers vs. Middle Tennessee State, 3/12/86
<b>Tourn.:</b>	68 by Shaunzinski Gortman in 2002 (4 games)
<b>Career:</b>	141 by Tiffany Mitchell, 2013-16 (13 games)

### Field Goal Percentage

<b>Game (Min. 10 FGA):</b>	.800 (8-10) by Jocelyn Penn at Penn State, 3/25/03
	.800 (8-10) by Jocelyn Penn vs. Drake, 3/23/02
<b>Tourn. (Min. 15 FGA):</b>	.750 (21-28) by Alaina Coates in 2016 (3 gms)
<b>Career (Min. 30 FGA/2 yrs.):</b>	.606 (20-33) by Marsha Williams, 1990-91 (4 gms)

### 3-Point Field Goals Made (Since 1987-88)

<b>Game:</b>	5 by Karen Middleton at Northwestern, 3/17/90
<b>Tourn.:</b>	10 by Karen Middleton in 1990 (3 games)
<b>Career:</b>	17 by Tiffany Mitchell, 2013-16 (13 games)
	16 by Karen Middleton, 1988-91 (7 games)

### 3-Point Field Goal Attempts (Since 1987-88)

<b>Game:</b>	15 by Tina Roy vs. Syracuse, 3/25/16
<b>Tourn.:</b>	26 by Tina Roy in 2016 (3 games)
<b>Career:</b>	61 by Tina Roy, 2012-16 (14 games)

**3-Point Field Goal Percentage** (Since 1987-88)

<b>Game</b> (Min. 5 3FGA):	1.000 (5-5) by Karen Middleton at Northwestern, 3/17/90
<b>Tourn.</b> (Min. 10 3FGA):	.625 (10-16) by Karen Middleton in 1990 (3 games)
<b>Career</b> (Min. 20 3FGA/2 yrs.):	.407 (11-27) by Kelly Morrone, 2002-03 (6 games)

**Free Throws Made**

<b>Game:</b>	13 by Tiffany Mitchell vs. CSU Northridge, 3/23/14
<b>Tourn.:</b>	23 by Tiffany Mitchell in 2014 (3 games)
<b>Career:</b>	47 by Tiffany Mitchell, 2013-16 (13 games)

**Free Throw Attempts**

<b>Game:</b>	17 by Tiffany Mitchell vs. CSU Northridge, 3/23/14
<b>Tourn.:</b>	28 by Alaina Coates in 2015 (5 games) 28 by Tiffany Mitchell in 2014 (3 games)
<b>Career:</b>	74 by Alaina Coates, 2014-present (11 games)

**Free Throw Percentage**

<b>Game</b> (Min. 10 FTA):	1.000 (10-10) by Alaina Coates vs. North Carolina, 3/27/15
<b>Tourn.</b> (Min. 15 FTA):	.824 (14-17) by Tiffany Mitchell in 2015 (5 games)
<b>Career</b> (Min. 20 FTA/2 yrs.):	.700 (14-20) by Schonna Banner, 1988-90 (6 games)

**Total Rebounds**

<b>Game:</b>	19 by Sheila Foster vs. Kentucky, 3/18/82 19 by Sheila Foster vs. East Carolina, 3/14/82 19 by Brantley Southers vs. East Carolina, 3/14/82
<b>Tourn.:</b>	38 by Alaina Coates in 2014 (3 games) 38 by Sheila Foster in 1982 (2 games)
<b>Career:</b>	107 by Alaina Coates, 2014-present (11 games)

**Rebounding Average**

<b>Tourn.</b> (Min. 2 games):	19.0 by Sheila Foster in 1982 (2 games)
<b>Career</b> (Min. 2 yrs./4 gms.):	10.5 by Beth Hunt, 1989-90 (4 games)

**Offensive Rebounds** (Since 1987-88)

<b>Game:</b>	9 by Aleighsa Welch vs. Notre Dame, 4/5/15
<b>Tourn.:</b>	19 by Jocelyn Penn in 2002 (4 games)
<b>Career:</b>	50 by Aleighsa Welch, 2012-15 (13 games)

**Defensive Rebounds** (Since 1987-88)

<b>Game:</b>	15 by Sheila Foster vs. Kentucky, 3/18/82
<b>Tourn.:</b>	27 by Alaina Coates in 2014 (3 games)
<b>Career:</b>	73 by Alaina Coates, 2014-present (11 games)

**Assists**

<b>Game:</b>	9 by Martha Parker vs. Tennessee Tech, 3/15/89
<b>Tourn.:</b>	21 by Tiffany Mitchell in 2015 (5 games) 21 by Cristina Ciocan in 2002 (4 games)
<b>Career:</b>	40 by Tiffany Mitchell, 2013-16 (13 games)

**Blocked Shots**

<b>Game:</b>	5 by Elem Ibiam vs. Eastern Michigan, 3/17/12
<b>Tourn.:</b>	9 by A'ja Wilson in 2016 (3 games) 9 by Alaina Coates in 2014 (3 games)
<b>Career:</b>	21 by Alaina Coates, 2014-present (11 games)

**Steals**

<b>Game:</b>	6 by Jocelyn Penn vs. Drake, 3/23/02 6 by Monica Williams vs. Alabama, 3/16/88
<b>Tourn.:</b>	9 by Khadijah Sessions in 2015 (5 games) 9 by Jocelyn Penn in 2002 (4 games)
<b>Career:</b>	19 by Khadijah Sessions, 2013-16 (13 games)

**Opponent Records****Team**

<b>Most Points:</b>	80 by Syracuse, 3/25/16
<b>Fewest Points:</b>	41 by Jacksonville, 3/18/16
<b>Field Goals Made:</b>	35 by Middle Tennessee State, 3/12/86
<b>Field Goal Attempts:</b>	79 by Middle Tennessee State, 3/12/86
<b>FG %age:</b>	.542 (32-59) by Washington, 3/22/90
<b>3-Pt. FGs Made:</b>	10 by Oregon State, 3/25/14
<b>3-Pt. FG Attempts:</b>	30 by Oregon State, 3/25/14
<b>3FG %age</b> (Min. 10 3FGA):	.500 (8-16) by Florida State, 3/29/15 .500 (5-10) by Kansas, 3/25/13
<b>Free Throws Made:</b>	19 by Stanford, 3/24/12
<b>Free Throw Attempts:</b>	25 by Stanford, 3/24/12
<b>FT %age</b> (Min. 20 FTA):	.783 (18-23) by Syracuse, 3/22/15 .783 (18-23) by Vanderbilt, 3/13/91
<b>Rebounds:</b>	48 by Middle Tennessee State, 3/13/82
<b>Assists:</b>	21 by Penn State, 3/25/03
<b>Blocks:</b>	9 by Stanford, 3/24/12 9 by Duke, 3/25/02
<b>Steals:</b>	14 by Penn State, 3/25/03 14 by Alabama, 3/16/88

**Individual**

<b>Points:</b>	29 by Valerie Still, Kentucky, 3/18/82
<b>Field Goals Made:</b>	12 by Valerie Still, Kentucky, 3/18/82 12 by Wendy Scholtens, Vanderbilt, 3/13/91
<b>Field Goal Attempts:</b>	24 by Jewell Loyd, Notre Dame, 4/5/15
<b>FG %age</b> (Min. 10 FGA):	.818 (9-11) by Carla Bennett, Drake, 3/23/02
<b>3-Pt. FGs Made:</b>	5 by Jamie Weisner, Oregon State, 3/25/14
<b>3-Pt. FG Attempts:</b>	12 by Sydney Wiese, Oregon State, 3/25/14
<b>3FG %age</b> (Min. 5 3FGA):	.600 (3-5) by Krista Gingrich, Duke, 3/25/02
<b>Free Throws Made:</b>	8 by Stephanie Walker, Liberty, 3/16/02
<b>Free Throw Attempts:</b>	10 by Valerie Stills, Kentucky, 3/18/82
<b>FT %age</b> (Min. 10 FTA):	.917 (11-12) by Nnemkadi Ogwumike, Stanford, 3/24/12
<b>Rebounds:</b>	16 by Wendy Scholtens, Vanderbilt, 3/13/91
<b>Assists:</b>	8 by Angel Goodrich, Kansas, 3/25/13 8 Jess Strom, Penn State, 3/25/03
<b>Blocks:</b>	4 Christin Mercer, Jacksonville, 3/18/16 4 Camille Mahlknecht, Oregon State, 3/25/14 4 Michele Matyasovsky, Duke, 3/25/02
<b>Steals:</b>	5 by Tanisha Wright, Penn State, 3/25/03 5 by Alana Beard, Duke, 3/25/02 5 by Kim Webb, Middle Tennessee State, 3/12/86