

Media Relations: Diana Koval  
 Office: 803.777.7977  
 Cell: 314.369.6050  
 Email: dkoval@mailbox.sc.edu  
 Website: www.GamecocksOnline.com  
 Twitter: @GamecocksOnline or @GamecockWBB  
 Facebook: www.Facebook.com/GamecocksOnline

# WOMEN'S BASKETBALL

# SOUTH CAROLINA

**Game 3**  
**Nov. 15, 2012**  
**7 p.m.**  
**Columbia, S.C.**  
**Colonial Life Arena (18,000)**

## 2012-13 Schedule

Sun., Nov. 4	Anderson (Exh.)	Columbia, S.C.	W, 88-31
Fri., Nov. 9	Elon	Columbia, S.C.	W, 77-44
Mon., Nov. 12	at Louisiana Tech	Ruston, La.	W, 82-58
Thu., Nov. 15	Savannah State (SPSO)	Columbia, S.C.	7 p.m.
Sun., Nov. 18	Clemson (SPSO)	Columbia, S.C.	3 p.m.
<i>U.S. Virgin Islands Paradise Jam</i>			
Thu., Nov. 22	vs. Hampton	St. Thomas	1:15 p.m.
Fri., Nov. 23	vs. Florida Gulf Coast	St. Thomas.	3:30 p.m.
Sat., Nov. 24	vs. DePaul	St. Thomas	3:30 p.m.
Wed., Nov. 28	Drexel	Columbia, S.C.	7 p.m.
Sun., Dec. 2	at Seton Hall	South Orange, N.J.	2 p.m.
Sun., Dec. 9	Furman (SPSO)	Columbia, S.C.	3 p.m.
Wed., Dec. 19	Stanford (FSN)	Columbia, S.C.	7:30 p.m.
Fri., Dec. 21	South Carolina State	Columbia, S.C.	Noon
Sat., Dec. 29	Western Carolina	Columbia, S.C.	7 p.m.
Thu., Jan. 3	Tennessee* (SPSO)	Columbia, S.C.	9 p.m.
Sun., Jan. 6	at Mississippi State*	Starkville, Miss.	3 p.m.
Thu., Jan. 10	Vanderbilt*	Columbia, S.C.	7 p.m.
Sun., Jan. 13	at Georgia* (CSS)	Athens, Ga.	1 p.m.
Thu., Jan. 17	LSU*	Columbia, S.C.	7 p.m.
Sun., Jan. 20	at Florida* (FSF)	Gainesville, Fla.	1 p.m.
Thu., Jan. 24	Kentucky* (SPSO)	Columbia, S.C.	7 p.m.
Sun., Jan. 27	at Arkansas*	Fayetteville, Ark.	3 p.m.
Sun., Feb. 3	Auburn*	Columbia, S.C.	3 p.m.
Thu., Feb. 7	at Alabama*	Tuscaloosa, Ala.	7:30 p.m.
Sun., Feb. 10	Texas A&M*	Columbia, S.C.	3:30 p.m.
Thu., Feb. 14	at Kentucky*	Lexington, Ky.	7 p.m.
Sun., Feb. 17	at Mississippi* (SECN)	Oxford, Miss.	2 p.m.
Sun., Feb. 24	Mississippi State*	Columbia, S.C.	3 p.m.
Thu., Feb. 28	at Missouri*	Columbia, Mo.	8 p.m.
Sun., Mar. 3	Florida* (SPSO)	Columbia, S.C.	1 p.m.
<i>SEC Tournament</i>			
Wed. Mar. 6	First Round	Duluth, Ga.	TBA
Thu., Mar. 7	Second Round	Duluth, Ga.	TBA
Fri., Mar. 8	Quarterfinals	Duluth, Ga.	TBA
Sat., Mar. 9	Semifinals	Duluth, Ga.	TBA
Sun., Mar. 10	Final	Duluth, Ga.	TBA

\* indicates SEC game

All Times Listed as Eastern

Television outlet listed in parentheses – SPSO is SportSouth; FSN is SportsSouth, Fox Sports Southwest and Sun Sports; SECN is SEC Network; CSS is Charter Sports Southeast; FSF is Fox Sports Florida.



## South Carolina Gamecocks (2-0)

Head Coach: Dawn Staley  
 Record at South Carolina: 69-58 (5th season)  
 Career Record: 241-138 (13th season)  
 Career vs. Savannah State: 2-0



## Savannah State Lady Tigers (1-0)

Head Coach: Cedric Baker  
 Record at SSU: 85-172 (10th season)  
 Career Record: 306-198 (12th season)  
 Career vs. South Carolina: 0-4

## Game Information

SSU Series: SC leads 4-0

In Columbia: SC leads 4-0

In Savannah: Never Met

At Neutral Site: Never Met

Tickets: \$7 adult, \$4 youth (12 & under)

Television: SportSouth (Andy Demetra and Debbie Antonelli)

Radio: WISW 1320 AM (Brad Muller); GamecocksOnline.com

Live Stats: GamecocksOnline.com

## South Carolina Notables

- This is the Gamecocks' 39th season as a varsity sport, the fifth with head coach Dawn Staley at the helm.
- South Carolina scored 70 or more points in its first two games this season as the team seems to be picking up where it left off in the NCAA Tournament when the Gamecocks scored 80 against Eastern Michigan before netting 72 at Purdue to advance to the Sweet 16.
- The Gamecocks opened the season strong on the glass, currently holding a +17.5 rebounding margin. The team's 20-rebound advantage over Elon was the third-highest in the Dawn Staley era, trailing a 22-rebound edge over Alabama on Jan. 23, 2011, and a 21-board lead over Jacksonville on Dec. 30, 2008.
- The SEC coaches tabbed South Carolina to finish sixth in the league, while the media slotted it into seventh, despite the Gamecocks' fourth-place finish (tied) last season.

## Tale of the Tape

SSU	SC	
1-0	Overall Record	2-0
0-0	Conference Record	0-0
1-0	Home Record	1-0
0-0	Away Record	1-0
0-0	Neutral Record	0-0
89.0	Points Per Game	79.5
55.0	Opp. Points Per Game	51.0
.537	Field Goal %age	.466
.431	Opp. Field Goal %age	.343
.500	3-Pt. Field Goal %age	.200
.167	Opp. 3-Pt. Field Goal %age	.278
.700	Free Throw %age	.564
14.0	FTs Made Per Game	15.5
16.0	Assists Per Game	17.5
+21.0	Turnover Margin	+6.0
29.0	Rebounds Per Game	47.5
-7.0	Rebounding Margin	+17.5
24.0	Steals Per Game	11.5
3.0	Blocked Shots Per Game	3.5














## Uniform Patch

The Gamecocks continue to wear the patch added to their uniforms last season to honor teammate Shelbretta Ball, who was medically disqualified from playing in Fall 2011. The team wanted Brett and everyone watching to know that she will always be an integral part of them and whatever they achieve this season.

## A Snapshot of the 2012-13 Gamecocks

Probable starters noted by shaded background

	<p><b>#3</b> <b>Leasia Walker</b> 5-8 • Senior • Guard Amityville, N.Y. (Copiague HS)</p>	<p>GP 2 SPG 2.5 GS 2 BPG 0.5 PPG 11.5 FG% .364 RPG 3.5 3FG% .333 APG 6.0 FT% .800</p>	<ul style="list-style-type: none"> <li>• Handed out career-high eight assists at LA Tech, including five on first seven baskets of the game</li> <li>• Ranks third in SEC in assists per game</li> <li>• Named 2012 Preseason All-SEC Second Team member</li> <li>• Top returning scorer from last season</li> </ul>
	<p><b>#5</b> <b>Khadijah Sessions</b> 5-8 • Freshman • Guard Myrtle Beach, S.C. (Myrtle Beach)</p>	<p>GP 2 SPG 0.5 GS 0 BPG 0.0 PPG 5.5 FG% .500 RPG 0.5 3FG% .000 APG 0.5 FT% .600</p>	<ul style="list-style-type: none"> <li>• Scored eight points in just 10 minutes vs. Elon</li> <li>• Parade High School All-American; rated No. 7 point guard and No. 40 player overall in class of 2012 by ESPN Hoopgurlz</li> <li>• 2011-12 Class AAA Player of the Year and four-time all-state selection</li> </ul>
	<p><b>#12</b> <b>Wilka Montout</b> 6-3 • Junior • Center Cayenne, French Guiana (Northeastern Okla. A&amp;M)</p>	<p>GP 2 SPG 0.5 GS 0 BPG 0.0 PPG 6.5 FG% .308 RPG 2.5 3FG% .250 APG 1.0 FT% .500</p>	<ul style="list-style-type: none"> <li>• Scored eight of her 10 points at LA Tech during 11-5 second-half run that put game out of reach</li> <li>• Third-Team JUCO All-American in 2011-12</li> <li>• Led team with 18.6 points and 8.2 rebounds per game</li> <li>• Named Region II MVP for regular season and tournament</li> </ul>
	<p><b>#15</b> <b>Tiffany Davis</b> 5-7 • Freshman • Guard Houston, Texas (Westbury Christian)</p>	<p>GP 2 SPG 2.5 GS 0 BPG 0.0 PPG 5.0 FG% .600 RPG 2.0 3FG% .500 APG 1.5 FT% .750</p>	<ul style="list-style-type: none"> <li>• Excelled in season opener vs. Elon with six points, three assists and team-high five steals</li> <li>• Rated 29th-best point guard in 2012 class by ESPN Hoopgurlz</li> <li>• Daughter of Emanuel Davis, a six-year NBA veteran (Houston, Seattle, Atlanta)</li> </ul>
	<p><b>#20</b> <b>Sancheon White</b> 5-10 • Senior • Guard Hammon, Ind. (Central Arizona College)</p>	<p>GP 2 SPG 1.0 GS 2 BPG 0.5 PPG 6.0 FG% .462 RPG 4.5 3FG% — APG 2.0 FT% —</p>	<ul style="list-style-type: none"> <li>• Tied for team-high honors with eight rebounds at LA Tech</li> <li>• Solid vs. Elon with eight points and two assists in 13 minutes</li> <li>• Played in all 35 games last season</li> <li>• Solid lockdown defender</li> </ul>
	<p><b>#21</b> <b>Ashley Bruner</b> 6-0 • Senior • Forward Norman, Okla. (Norman HS)</p>	<p>GP 2 SPG 0.0 GS 2 BPG 0.0 PPG 16.0 FG% .714 RPG 2.5 3FG% — APG 1.5 FT% .250</p>	<ul style="list-style-type: none"> <li>• Team's top scorer in last two games, 11th in SEC in scoring</li> <li>• Fifth in SEC in field goal percentage</li> <li>• Led team in rebounding seven times and scored in double figures in nine games last season</li> <li>• Averaged 9.3 points and 5.7 rebounds in NCAA Tournament</li> </ul>
	<p><b>#23</b> <b>Tina Roy</b> 5-11 • Sophomore • Guard Kaplan, La. (Kaplan HS)</p>	<p>GP — SPG — GS — BPG — PPG — FG% — RPG — 3FG% — APG — FT% —</p>	<ul style="list-style-type: none"> <li>• Will not dress after ACL surgery on her right knee on Aug. 15</li> <li>• Had great 2012 SEC Tournament with 8.7 points per game</li> </ul>
	<p><b>#24</b> <b>Aleighsa Welch</b> 6-0 • Sophomore • Forward Goose Creek, S.C. (Goose Creek)</p>	<p>GP 2 SPG 2.5 GS 2 BPG 1.0 PPG 11.5 FG% .667 RPG 8.5 3FG% — APG 1.0 FT% .700</p>	<ul style="list-style-type: none"> <li>• Great interior work at LA Tech led to 14 points (2nd on team), eight rebounds and two steals</li> <li>• Ranks 10th in SEC in rebounds per game</li> <li>• SEC All-Freshman Team selection in 2012</li> </ul>
	<p><b>#25</b> <b>Tiffany Mitchell</b> 5-9 • Freshman • Guard Charlotte, N.C. (Providence Day)</p>	<p>GP 2 SPG 0.5 GS 2 BPG 0.0 PPG 11.0 FG% .529 RPG 5.0 3FG% .000 APG 1.5 FT% .667</p>	<ul style="list-style-type: none"> <li>• Steady production in first two games both scoring and rebounding</li> <li>• Drew start in first career game because of solid defensive effort</li> <li>• Gatorade North Carolina Player of the Year, Miss Basketball North Carolina and Parade High School All-American in 2011-12</li> <li>• Rated 15th-best guard in 2012 class by ESPN Hoopgurlz</li> </ul>
	<p><b>#31</b> <b>Asia Dozier</b> 5-10 • Freshman • Guard Columbia, S.C. (Spring Valley)</p>	<p>GP 2 SPG 1.0 GS 0 BPG 0.5 PPG 4.5 FG% .154 RPG 6.0 3FG% .100 APG 2.5 FT% .571</p>	<ul style="list-style-type: none"> <li>• Shown versatility with double-digit rebounds in opener against Elon and five assists at LA Tech</li> <li>• Gatorade South Carolina Player of the Year and Miss Basketball South Carolina in 2011-12</li> <li>• Father, Perry, and uncle Terry, both played basketball at Carolina</li> </ul>
	<p><b>#33</b> <b>Elem Ibiam</b> 6-3 • Sophomore • Center Fayetteville, Ga. (Fayette County HS)</p>	<p>GP 1 SPG 1.0 GS 0 BPG 2.0 PPG 4.0 FG% .286 RPG 11.0 3FG% — APG 0.0 FT% .000</p>	<ul style="list-style-type: none"> <li>• Sat out Monday and is expected to tonight for precautionary reasons</li> <li>• Grabbed career-high 11 rebounds against Elon, six offensive</li> <li>• Has been praised by Coach Staley early for her offseason work</li> <li>• Blocked five shots in NCAA Tournament first-round win over Eastern Michigan, the most in program history at the event</li> </ul>

# Quick Facts

## The University

**Location:** Columbia, S.C.  
**Founded:** 1801  
**Enrollment:** 30,721  
**Colors:** Garnet (PMS 202C) and Black  
**Nickname:** Gamecocks  
**Conference:** Southeastern  
**President:** Dr. Harris Pastides  
**Athletics Director:** Ray Tanner  
**Facility:** Colonial Life Arena (18,000)

## Coaching Staff

**Head Coach:** Dawn Staley  
**Alma Mater:** Virginia, 1992  
**Overall Record:** 241-138 (13th season)  
**School Record:** 69-58 (5th season)  
**Assoc. Head Coach (Alma Mater):**  
 Lisa Boyer (Ithaca, 1972)  
**Assistant Coaches (Alma Mater):**  
 Nikki McCray (Tennessee, 1995)  
 Darius Taylor (Michigan, 2000)

## Team Information

**2011-12 Record:** 25-10  
 Home: 12-3 Away: 9-5 Neutral: 4-2  
**SEC Record (Finish):** 10-6 (T-4th)  
 Home: 6-2 Away: 4-4  
**Letterwinners Returning/Lost:** 6/7  
**Starters Returning/Lost:** 1/4

## Program History

**First Year of Women's Basketball:** 1974-75  
**All-Time Record:** 649-487 (38 seasons)  
**All-Time SEC Record:** 91-192 (21 season)  
**NCAA Appearances (Last):** 9 (2012)  
**NCAA Tournament Record:** 10-9  
**WNIT Appearances (Last):** 4 (2011)  
**WNIT Record:** 3-4

## Media Relations

**Women's Basketball Contact:** Diana Koval  
**Office:** 803.777.7977  
**Cell:** 314.369.6050  
**Email:** dkoval@mailbox.sc.edu  
**Press Row Phone:** 803.777.6182  
**Athletics Department on the Web**  
**Website:** GamecocksOnline.com  
**Twitter:** @GamecocksOnline.com  
**Facebook:** Facebook.com/GamecocksOnline  
**YouTube:** YouTube.com/GamecocksOnline  
**Women's Basketball on Twitter**  
**Team:** @GamecockWBB  
**Head Coach:** @DawnStaley

## A South Carolina Win Would...

- Make the Gamecocks 3-0 on the season, matching last year's start for the best of the Dawn Staley era.
- Be the Gamecocks' fifth straight over Savannah State.

## By the Numbers

- 3 Gamecocks who shared the team rebounding lead at Louisiana Tech with eight as the team out-rebounded the Lady Techsters 43-26
- 5 Newcomers that will take the court for the Gamecocks this season, the same number as last season
- 6 Letterwinners that the Gamecocks returned from last season's NCAA Sweet 16 team
- 8 Assists handed out by Ieasia Walker at Louisiana Tech, her career high
- 21 Rebounds collected by sophomore Elem Ibiam (11) and freshman Asia Dozier (10) against Elon, the first time two Gamecocks have pulled down double-figure boards since March 4, 2010
- 24 Games in the Dawn Staley era in which the Gamecocks have scored 70 or more points, including the first two this season. The team is 21-3 in those contests.
- 33 Points that separated South Carolina from Elon in the home opener, the third-largest margin of victory in the Dawn Staley era and the team's fifth margin of victory to exceed 30 points since the start of the 2011-12 season
- 52.4 Percent of last season's scoring that is back on the court for the Gamecocks in 2012-13
- 56.9 Percent of last season's steals that are back in 2012-13
- 65.9 Percent of last season's rebounding that has returned for 2012-13
- 82 Points scored by the Gamecocks at Louisiana Tech, the third-highest scoring game in the Staley era

## Savannah State Series Notes

The Gamecocks are 4-0 all-time against the Lady Tigers, with all four games played in Colonial Life Arena. The two teams have met each of the last two seasons. South Carolina won last season's meeting 65-39 on Dec. 21, 2011, after posting a 52-33 victory the previous season.

## Scouting the Lady Tigers

Savannah State returns three starters, who were the team's top three scorers, from last season's 10-20 team. Led by junior guard Ezinee Kalu, the Lady Tigers to an 89-55 win over Columbia College in the season opener, scoring 25 points on 9-of-10 shooting. That performance picks up right where she left off last season when she averaged 17.6 points per game, taking more than 200 more shots than the next closest teammate while also leading the team with 2.8 assists per game. Junior guard Jasmine Kirkland was second on the squad at 8.7 points per game, and Blessing Uba, another junior guard, rounds out the returners with 5.2 points per game last season. The Lady Tigers will have to replace the rebounding of Jasmine Kirkland, who added 7.0 boards per contest last season.

Head coach Cedric Baker is in his 10th season at Savannah State with an 86-172 record at the school. Overall, he is 392-370 over 21 seasons.

## Last Time Out

South Carolina passed its first road test of the season with an 82-58 win at Louisiana Tech Monday night. The Gamecocks pounded the ball inside early and took advantage of the resulting open 3-point shots later to upend the Lady Techsters. Five Gamecocks finished with double-figure points, while three shared the team lead with eight rebounds in another solid effort on the glass. Senior Ieasia Walker handed out a career-best eight assists, including five on the first seven baskets of the game to set the early tone.

## Home Sweet Home

South Carolina is in its 11th season at Colonial Life Arena and enjoys a 106-55 (.658) record in that time. Overall, the Gamecocks are 350-152 all-time in home games. Since South Carolina first entered a conference in the 1983-84 season, the Gamecocks are 282-131 in non-conference home games.

Head coach Dawn Staley has amassed a 40-22 home record in her fifth season at the helm, including a 23-5 mark in non-conference action.

## Noting November

South Carolina is 76-39 (.661) all-time in games played in November. Those totals include a 38-10 record (.792) at home and a 22-17 mark (.564) on the road. Head coach Dawn Staley accounts for a 16-10 record (.615) in the first month of the season.

## High Octane Offense

South Carolina's offense has been clicking early this season with the Gamecocks averaging 79.5 points through the first two outings. In head coach

## Pronunciation Guide

Ashley Bruner..... BREW-ner  
 Asia Dozier.....DOE-zhur  
 Elem Ibiam .....ELL-um IB-ee-um  
 Wilka Montout ..... WIL-kuh mawn-TOO  
 Khadijah Sessions..... kuh-DEE-zhuh  
 Ieasia Walker ..... eye-EESH-uh  
 Aleighsa Welch .....uh-LEE-suh  
 Sancheon White.....SAN-chee-on

## Current Gamecock Streaks

	Total	Home	Road	Neut.
Overall	W2	W2	W2	L1
SEC	W1	W1	L1	—
Non-Conference	W2	W6	W3	L1
Ranked Teams	L1	L2	W1	L2



Dawn Staley's fifth season, South Carolina has scored 70 or more points just 24 times in her 127 games at the helm with a 21-3 record in those outings. The Gamecocks posted 70 or more points five times last season, including the first two games of the NCAA Tournament. The high flying offense has been almost just as likely to come out at Colonial Life Arena as it has on the road with 14 of the contests played at home (12-2), six on the road (6-0) and four at neutral sites (3-1).

## Sharing the Load

With five active returning players and five newcomers on this season's roster, South Carolina has to rely on the talent of its youth this season, especially early, and so far, the quintet is doing a nice job of sharing the load. Through the first two games, returning Gamecocks are the leader in the major statistical categories – points per game (Ashley Bruner, 16.0), rebounds per game (Aleighsa Welch, 8.5) and assists per game (Ieasia Walker, 6.0). But the newcomers have accounted for 40.9 percent of the team's scoring (65 of 159 points) and 39.5 percent of the rebounding (32 of 81 boards). One of the four Gamecocks currently averaging double-figure points is a freshman (Tiffany Mitchell, 11.0 ppg) and two of the top four rebounders on the squad are first-year Gamecocks as well (Asia Dozier 6.0 rpg; Mitchell, 5.0 rpg).

## Preseason Predictions

South Carolina was picked by both the media and league's coaches to finish in the middle of the 14-team pack in the Southeastern Conference. The media predicted the Gamecocks would take seventh place, while the coaches slotted South Carolina into sixth.

Senior guard Ieasia Walker drew preseason second-team all-conference honors from both groups. She is the team's lone returning starter and the highest returning scorer from last year's squad. Her 7.9 points per game came with 3.2 assists per outing, which combined to earn her Second-Team All-SEC honors for the second-straight year.

## We're Back...

South Carolina technically returns just one starter from last season, but two others were key members of the Gamecocks' NCAA Sweet 16 run. Senior Ieasia Walker has started 64 of the team's 68 games over the last two seasons. As a sophomore (2010-11), she led the team in scoring with 12.2 points per game. Walker went on to pace the squad in assists, ranking seventh in the SEC at 3.2 per game, as a junior.

Among the team's other five returning letterwinners are senior Ashley Bruner and sophomore Aleighsa Welch, both of whom played considerable minutes last season. Bruner has proven over the last two seasons to be one of the SEC's most tenacious rebounders, overcoming her height disadvantage with good instincts and effort. She was among the league's top 20 rebounders last season and ranked sixth in offensive rebounding as a sophomore. Welch earned SEC All-Freshman honors after pacing the Gamecocks with 6.1 rebounds per game, good for 13th in the league.

## Fresh Look

South Carolina head coach Dawn Staley added five student-athletes to her roster this season, especially providing talent and height on the backcourt while building a foundation for the frontcourt. The group is made up of the Gatorade North and South Carolina Players of the Year (Tiffany Mitchell and Asia Dozier, respectively), a Parade All-American (Khadijah Sessions), a top-30 point guard (Tiffany Davis) and a JUCO All-American (Wilka Montout).



## Around the SEC

	SEC Games			Overall		
	W	L	Pct.	W	L	Pct.
Alabama	0	0	.000	2	0	1.00
Florida	0	0	.000	2	0	1.00
Missouri	0	0	.000	2	0	1.00
South Carolina	0	0	.000	2	0	1.00
Vanderbilt	0	0	.000	2	0	1.00
Arkansas	0	0	.000	1	0	1.00
Georgia	0	0	.000	1	0	.000
LSU	0	0	.000	1	0	1.00
Ole Miss	0	0	.000	1	0	1.00
Auburn	0	0	.000	1	1	.500
Kentucky	0	0	.000	1	1	.500
Mississippi St.	0	0	.000	1	1	.500
Tennessee	0	0	.000	1	1	.500
Texas A&M	0	0	.000	0	1	.000

### Coming Up

#### November 14

Presbyterian at 10/10 Georgia, 7 p.m.  
Penn State at 16/13 Texas A&M, 8 p.m.

#### November 15

Alabama State at Auburn, 7 p.m.  
Florida at Florida State, 7 p.m.  
Rice at 24/20 Tennessee, 7 p.m.  
Arkansas at Tulsa, 8 p.m.  
Western Illinois at Missouri, 8 p.m.  
UAB at 13/16 Vanderbilt, 8 p.m.

### Recent Results

#### November 13

Alabama def. Houston, 83-74  
1/1 Baylor def. 6/7 Kentucky, 85-51

*Rankings are listed as AP/ESPN Poll  
All Times Eastern; TV Network in ()*

### AP Top 25

(Nov. 12)

1. Baylor	1-0
2. Connecticut	1-0
3. Duke	0-0
4. Stanford	2-0
5. Maryland	2-0
6. Kentucky	1-0
7. Notre Dame	1-0
8. Louisville	2-0
9. Penn State	1-0
10. Georgia	1-0
11. Oklahoma	1-0
12. California	1-0
13. Vanderbilt	2-0
14. West Virginia	2-0
15. Nebraska	2-0
16. Texas A&M	0-1
17. Delaware	1-1
18. Purdue	1-0
19. Texas	2-0
20. St. John's	1-1
21. Ohio State	0-1
22. Oklahoma State	1-0
23. Miami (Fla.)	2-0
24. Tennessee	1-1
25. Georgetown	2-0

### ESPN/USA Today Top 25

(Nov. 13)

1. Baylor	1-0
2. Connecticut	1-0
3. Duke	0-0
4. Stanford	2-0
5. Maryland	2-0
6. Notre Dame	1-0
7. Kentucky	1-0
8. Louisville	2-0
9. Penn State	1-0
10. Georgia	1-0
11. Oklahoma	1-0
12. California	1-0
13. Texas A&M	0-1
14. Purdue	1-0
15. Nebraska	2-0
16. Vanderbilt	2-0
17. Delaware	1-1
18. St. John's	1-1
19. West Virginia	2-0
20. Tennessee	1-1
21. Ohio State	0-1
22. Oklahoma State	1-0
23. Miami (Fla.)	2-0
24. Texas	2-0
25. Kansas	1-0

## Miscellaneous Stats

### Double-Doubles 2012-13 Career Record

Ashley Bruner	0	5	2-3
Ieasia Walker	0	1	1-0

### 30+ Points 2012-13 Career Record

Ieasia Walker	0	1	1-0
---------------	---	---	-----

### 20+ Points 2012-13 Career Record

Ieasia Walker	0	4	2-2
---------------	---	---	-----

### 10+ Points 2012-13 Career Record

Ieasia Walker	2	45	27-18
Ashley Bruner	2	22	16-6
Aleighsa Welch	1	11	8-3
Tiffany Mitchell	1	1	1-0
Wilka Montout	1	1	1-0
Tina Roy	0	5	4-1
Sancheon White	0	2	2-0

### 10+ Rebounds 2012-13 Career Record

Asia Dozier	1	1	1-0
Elem Ibiam	1	1	1-0
Ashley Bruner	0	6	3-3
Aleighsa Welch	0	2	1-1
Sancheon White	0	1	0-1
Ieasia Walker	0	1	1-0

### 5+ Assists 2012-13 Career Record

Ieasia Walker	1	14	11-3
Asia Dozier	1	1	1-0

### 5+ Steals 2012-13 Career Record

Tiffany Davis	1	1	1-0
Ieasia Walker	0	4	2-2

### 5+ Blocks 2012-13 Career Record

Elem Ibiam	0	1	1-0
------------	---	---	-----

## Games Led Team In...

(Tied for team lead in each category included)

### Scoring 2012-13 Career Record

Ashley Bruner	2	8	6-2
Ieasia Walker	0	20	10-10
Aleighsa Welch	0	4	2-2
Tina Roy	0	2	2-0

### Rebounding 2012-13 Career Record

Aleighsa Welch	1	17	14-3
Sancheon White	1	4	2-2
Elem Ibiam	1	1	1-0
Tiffany Mitchell	1	1	1-0
Ashley Bruner	0	23	11-12
Ieasia Walker	0	8	5-3
Elem Ibiam	0	1	1-0

### Assists 2012-13 Career Record

Ieasia Walker	2	31	18-13
Ashley Bruner	0	4	2-2
Sancheon White	0	2	2-0
Tina Roy	0	1	1-0

## Quick Re-Take

South Carolina put together its best season in a decade last season, reaching the NCAA Tournament Sweet 16 for the first time since 2001-02 and making the program's first ever appearance in the SEC Tournament semifinals. The team's 25 victories tied for the most during the program's time in the SEC, matching that of the 2001-02 team, which advanced to the NCAA Elite Eight.

The Gamecocks found success behind a steady dose of stifling defense, ranked fourth in the nation, and a diversified offense. South Carolina allowed more than 55 points just 12 times in 25 games and held five nationally ranked opponents to that mark or lower. Seven different Gamecocks led the team in scoring, and eight scored in double figures at least once. South Carolina's 14-2 start earned the program's first national ranking since the end of the 2002-03 season, and the Gamecocks finished the season ranked No. 25 by the Associated Press. The team posted the most SEC wins since the 2001-02 squad also had 10. Signature league wins included the program's first sweeps of Vanderbilt and Florida and its first win over Tennessee in Knoxville.

## 2012-13 Roster

No.	Name	Pos.	Ht	Yr.	Hometown/Last School
2	Shelbretta Ball#	G	5-8	So.	Jackson, Miss./Jackson Academy
3	Ieasia Walker	G	5-8	Sr.	Amityville, N.Y./Copiague
5	Khadijah Sessions	G	5-8	Fr.	Myrtle Beach, S.C./Myrtle Beach
12	Wilka Montout	C	6-3	Jr.	French Guiana/NE Okla. A&M
15	Tiffany Davis	G	5-7	Fr.	Houston Texas/Westbury Christian
20	Sancheon White	G	5-10	Sr.	Hammond, Ind./Central Arizona
21	Ashley Bruner	F	6-0	Sr.	Norman, Okla./Norman
23	Tina Roy	G	5-11	So.	Kaplan, La./Kaplan
24	Aleighsa Welch	F	6-0	So.	Goose Creek, S.C./Goose Creek
25	Tiffany Mitchell	G	5-9	Fr.	Charlotte, N.C./Providence Day
31	Asia Dozier	G	5-10	Fr.	Columbia, S.C./Spring Valley
33	Elem Ibiam	C	6-3	So.	Fayetteville, Ga./Fayette County

**Head Coach:** Dawn Staley

**Associate Head Coach:** Lisa Boyer

**Assistant Coaches:** Nikki McCray, Darius Taylor

# denotes declared medically ineligible

## Team Specialty Stats

South Carolina/Opponent

	Pts. in Paint	Pts. Off TOs	2nd Chance Pts	Fast Break Pts
11/9	Elon	52/18	34/11	22/5 24/8
11/12	at LA Tech	38/30	16/4	22/4 2/2
11/15	Sav. St.			
11/18	Clemson			
11/22	vs. HU			
11/23	vs. FGCU			
11/24	vs. DPU			
11/28	Drexel			
12/2	at SHU			
12/9	Furman			
12/19	Stanford			
12/21	SC State			
12/29	WCU			
1/3	Tenn.			
1/6	at Miss. St.			
1/10	Vandy			
1/13	at Georgia			
1/17	LSU			
1/20	at Fla.			
1/24	Kentucky			
1/27	at Ark.			
2/3	Auburn			
2/7	at Ala.			
2/10	TX A&M			
2/14	at Ky.			
2/17	at Ole Miss			
2/24	Miss. St.			
2/28	at Missouri			
3/3	Florida			

## Starters vs. Bench Points

	SC Starters	Opp. Starters	SC Bench	Opp. Bench
11/9	Elon	54	29	23
11/12	at LA Tech	58	33	24
11/15	Sav. St.			
11/18	Clemson			
11/22	vs. HU			
11/23	vs. FGCU			
11/24	vs. DPU			
11/28	Drexel			
12/2	at SHU			
12/9	Furman			
12/19	Stanford			
12/21	SC State			
12/29	WCU			
1/3	Tenn.			
1/6	at Miss. St.			
1/10	Vandy			
1/13	at Georgia			
1/17	LSU			
1/20	at Fla.			
1/24	Kentucky			
1/27	at Ark.			
2/3	Auburn			
2/7	at Ala.			
2/10	TX A&M			
2/14	at Ky.			
2/17	at Ole Miss			
2/24	Miss. St.			
2/28	at Missouri			
3/3	Florida			

## South Carolina's Record When...

	SEC Only	All Games
Record.....	0-0.....	2-0
Playing a ranked opponent.....	0-0.....	0-0
Playing at home .....	0-0.....	1-0
Playing on the road .....	0-0.....	1-0
Playing at neutral site .....	0-0.....	0-0
Leading at half .....	0-0.....	2-0
Trailing at half .....	0-0.....	0-0
Tied at half .....	0-0.....	0-0
Playing an overtime game .....	0-0.....	0-0
0 players score in double-figures .....	0-0.....	0-0
1 player scores in double-figures .....	0-0.....	0-0
2 players score in double-figures .....	0-0.....	1-0
3 players score in double-figures .....	0-0.....	0-0
4 players score in double-figures .....	0-0.....	0-0
5 players score in double-figures .....	0-0.....	1-0
Starters outscore opponent's starters .....	0-0.....	2-0
Opponent's starters score equal/more .....	0-0.....	0-0
Bench outscores opponent's bench .....	0-0.....	1-0
Opponent's bench scores equal/more.....	0-0.....	1-0
Shooting 50% or better .....	0-0.....	0-0
Shooting between 40-49% .....	0-0.....	2-0
Shooting between 30-39% .....	0-0.....	0-0
Shooting less than 30% .....	0-0.....	0-0
Opponent shoots 50% or better.....	0-0.....	0-0
Opponent shoots between 40-49% .....	0-0.....	0-0
Opponent shoots between 30-39% .....	0-0.....	1-0
Opponent shoots less than 30% .....	0-0.....	1-0
Shooting better than opponent.....	0-0.....	2-0
Shooting worse than/equal to opponent .....	0-0.....	0-0
Having more FTs made than opponent .....	0-0.....	2-0
Having equal/less FTs made than opponent .....	0-0.....	0-0
Outrebounding opponent .....	0-0.....	2-0
Having equal/less rebounds than opponent .....	0-0.....	0-0
Having more TOs than opponent .....	0-0.....	0-0
Having equal or less TOs than opponent.....	0-0.....	2-0
Attempting more FT than 3FG.....	0-0.....	2-0
Attempting equal/less FT than 3FG .....	0-0.....	0-0
Making 5 or more 3FGs.....	0-0.....	1-0
Making less than 5 3FGs.....	0-0.....	1-0
Attempting 15 or more 3FGs.....	0-0.....	1-0
Attempting less than 15 3FGs.....	0-0.....	1-0

	SEC Only	All Games
No South Carolina players foul out .....	0-0.....	2-0
One or more South Carolina players foul out .....	0-0.....	0-0
Having 10 or more assists.....	0-0.....	2-0
Having less than 10 assists .....	0-0.....	0-0
Scoring more pts. in paint than opponent .....	0-0.....	2-0
Scoring equal/less pts. in paint than opponent .....	0-0.....	0-0
Scoring more pts. off TOs than opponent .....	0-0.....	2-0
Scoring equal/less pts. off TOs than opponent.....	0-0.....	0-0
Scoring more 2nd-chance pts. ....	0-0.....	2-0
Scoring equal/less 2nd-chance pts.....	0-0.....	0-0
Scoring more fast break pts.....	0-0.....	1-0
Scoring equal/less fast break pts.....	0-0.....	1-0
Wearing white uniforms .....	0-0.....	1-0
Wearing black uniforms .....	0-0.....	1-0
Wearing garnet uniforms.....	0-0.....	0-0
Playing in tournaments/classics .....	0-0.....	0-0
Playing on live television .....	0-0.....	0-0
Playing in November.....	0-0.....	2-0
Playing in December .....	0-0.....	0-0
Playing in January .....	0-0.....	0-0
Playing in February .....	0-0.....	0-0
Playing in March.....	0-0.....	0-0
Playing during the day.....	0-0.....	0-0
Playing at night.....	0-0.....	2-0
Playing on Sunday.....	0-0.....	0-0
Playing on Monday.....	0-0.....	1-0
Playing on Tuesday.....	0-0.....	0-0
Playing on Wednesday.....	0-0.....	0-0
Playing on Thursday.....	0-0.....	0-0
Playing on Friday .....	0-0.....	1-0
Margin is 5 pts. or less.....	0-0.....	0-0
Margin is between 6-10.....	0-0.....	0-0
Margin is between 11-20.....	0-0.....	0-0
Margin is more than 20.....	0-0.....	2-0
Having a 20-pt. scorer.....	0-0.....	0-0
Having a 30-pt. scorer.....	0-0.....	0-0
Scoring 49 points or less.....	0-0.....	0-0
Scoring 50-59 points.....	0-0.....	0-0
Scoring 60-69 points.....	0-0.....	0-0
Scoring 70-79 points.....	0-0.....	1-0
Scoring 80-89 points.....	0-0.....	1-0
Scoring 90-99 points.....	0-0.....	0-0

## 2012-13 Team High / Low

South Carolina	Game Highs		Game Lows	
POINTS	82	at Louisiana Tech 11/12/12	77	Elon 11/9/12
FIELD GOALS MADE	31	Elon 11/9/12	30	at Louisiana Tech 11/12/12
FIELD GOAL ATTEMPTS	70	Elon 11/9/12	61	at Louisiana Tech 11/12/12
FIELD GOAL PERCENTAGE	.492 (30-61)	at Louisiana Tech 11/12/12	.443 (31-70)	Elon 11/9/12
3 PT FIELD GOALS MADE	6	at Louisiana Tech 11/12/12	0	Elon 11/9/12
3 PT FG ATTEMPTS	16	at Louisiana Tech 11/12/12	14	Elon 11/9/12
3 PT FG PERCENTAGE	.375 (6-16)	at Louisiana Tech 11/12/12	.000 (0-14)	Elon 11/9/12
FREE THROWS MADE	16	at Louisiana Tech 11/12/12	15	Elon 11/9/12
FREE THROW ATTEMPTS	30	Elon 11/9/12	25	at Louisiana Tech 11/12/12
FREE THROW PERCENTAGE	.640 (16-25)	at Louisiana Tech 11/12/12	.500 (15-30)	Elon 11/9/12
REBOUNDS	53	Elon 11/9/12	43	at Louisiana Tech 11/12/12
ASSISTS	20	at Louisiana Tech 11/12/12	15	Elon 11/9/12
STEALS	14	Elon 11/9/12	9	at Louisiana Tech 11/12/12
BLOCKED SHOTS	4	at Louisiana Tech 11/12/12	3	Elon 11/9/12
TURNOVERS	15	Elon 11/9/12	7	at Louisiana Tech 11/12/12
FOULS	17	at Louisiana Tech 11/12/12	12	

Opponent	Game Highs		Game Lows	
POINTS	58	at Louisiana Tech 11/12/12	44	Elon 11/9/12
FIELD GOALS MADE	20	at Louisiana Tech 11/12/12	16	Elon 11/9/12
FIELD GOAL ATTEMPTS	54	Elon 11/9/12	51	at Louisiana Tech 11/12/12
FIELD GOAL PERCENTAGE	.392 (20-51)	at Louisiana Tech 11/12/12	.296 (16-54)	Elon 11/9/12
3 PT FIELD GOALS MADE	3	at Louisiana Tech 11/12/12	2	Elon 11/9/12
3 PT FG ATTEMPTS	11	at Louisiana Tech 11/12/12	7	Elon 11/9/12
3 PT FG PERCENTAGE	.286 (2-7)	Elon 11/9/12	.273 (3-11)	at Louisiana Tech 11/12/12
FREE THROWS MADE	15	at Louisiana Tech 11/12/12	10	Elon 11/9/12
FREE THROW ATTEMPTS	24	at Louisiana Tech 11/12/12	13	Elon 11/9/12
FREE THROW PERCENTAGE	.769 (10-13)	Elon 11/9/12	.625 (15-24)	at Louisiana Tech 11/12/12
REBOUNDS	33	Elon 11/9/12	26	at Louisiana Tech 11/12/12
ASSISTS	12	at Louisiana Tech 11/12/12	4	Elon 11/9/12
STEALS	7	Elon 11/9/12	3	at Louisiana Tech 11/12/12
BLOCKED SHOTS	3	Elon 11/9/12	0	at Louisiana Tech 11/12/12
TURNOVERS	22	Elon 11/9/12	12	at Louisiana Tech 11/12/12
FOULS	23	Elon 11/9/12	19	at Louisiana Tech 11/12/12

# The Last Time ...

## Individual

### Scored 50 Points

**South Carolina** 51, Jocelyn Penn vs. Stetson, 1/4/03  
**Opponent** Never

### Scored 40 Points

**South Carolina** 51, Jocelyn Penn vs. Stetson, 1/4/03  
**Opponent** 46, Cornelia Gayden, LSU, 1/14/95

### Scored 30 Points

**South Carolina** 30, Ieasia Walker vs. Clemson, 11/18/10  
**Opponent** 32, LaQueta Ferguson, Florida International, 11/25/07

### Grabbed 20 Rebounds

**South Carolina** 25, Kelsey Bone vs. Boston University, 12/28/09  
**Opponent** 24, Courtney Paris, Oklahoma, 12/30/07

### Grabbed 15 Rebounds

**South Carolina** 18, Ashley Bruner vs. Penn State, 11/20/11  
**Opponent** 15, Stephanie Holzer, at Vanderbilt, 1/22/12

### Two Players with 20 or More Points

**South Carolina** La'Keisha Sutton 21/Markeshia Grant 20 vs. North Carolina, 12/18/11  
**Opponent** Angie Bjorklund 23/Shekinna Stricklen 21, Tennessee, 1/17/10

### Two Players with 10 or More Rebounds

**South Carolina** Elem Ibiam 11/Asia Dozier 10 vs. Elon, 11/9/12  
**Opponent** Chiney Ogwumike 10/Nnemkadi Ogwumike 10, Stanford, 3/24/12

### Had 10 Assists

**South Carolina** 10, Samone Kennedy at Florida, 2/24/08  
**Opponent** 11, Marneshia Richard, Mississippi State, 1/21/07

### Had Five Steals

**South Carolina** 5, Tiffany Davis vs. Elon, 11/9/12  
**Opponent** 5, Sam Ramirez, Appalachian State, 3/16/11

### Had Five Blocked Shots

**South Carolina** 5, Elem Ibiam vs. Eastern Michigan, 3/17/12  
**Opponent** 5, Anne Marie Armstrong, Georgia, 2/16/12

### Had a Double-Double

**South Carolina** Ashley Bruner (13 pts/11 reb) at Kentucky, 2/23/12  
**Opponent** Chiney Ogwumike (11 pts/10 reb) and Nnemkadi Ogwumike (39 pts/10 reb), Stanford, 3/24/12

### Two Players had a Double-Double

**South Carolina** Kelsey Bone (20 pts/10 reb)/Charenee Stephens vs. Mississippi, 3/4/10  
**Opponent** Chiney Ogwumike (11 pts/10 reb) and Nnemkadi Ogwumike (39 pts/10 reb), Stanford, 3/24/12

### Had a Triple-Double

**South Carolina** Iva Sliskovic (18 pts, 15 reb, 10 ast) vs. High Point, 12/20/06  
**Opponent** Never

## Team

### Scored 100 Points

**South Carolina** 102 vs. North Carolina A&T, 3/21/08  
**Opponent** 103, Clemson, 11/21/03

### Won by 30 or More Points

**South Carolina** 7-44 (33) vs. Elon, 11/9/12  
**Opponent** 66-34 (32), Georgia, 3/4/11

### Shot 65% or Better from the Field

**South Carolina** .652 (45-69) vs. East Tennessee State, 12/19/00  
**Opponent** Never

### Shot 60% or Better from the Field

**South Carolina** .608 (31-51) vs. Jackson State, 12/7/07  
**Opponent** .604 (29-48), Vanderbilt, 1/18/01

### Shot 50% or Better from the Field

**South Carolina** .533 (32-60) vs. Eastern Michigan, 3/17/12  
**Opponent** .528 (28-53), Stanford, 3/24/12

### No Players in Double-Figure Points

**South Carolina** at Auburn, 1/19/12  
**Opponent** SC State, 12/14/11

### Five Players in Double-Figure Points

**South Carolina** at Louisiana Tech, 11/12/12  
**Opponent** Arkansas, 2/14/10

### Faced AP Top-25 Opponent

**Win** 72-61 at No. 13 Purdue, 3/19/12  
**Loss** 60-76 vs. No. 2 Stanford, 3/24/12

### Faced AP Top-10 Opponent

**Win** 64-60 at No. 8 Tennessee, 2/2/12  
**Loss** 60-76 vs. No. 2 Stanford, 3/24/12

### Faced AP Top-5 Opponent

**Win** 70-66 vs. No. 5 Vanderbilt, 1/28/98  
**Loss** 60-76 vs. No. 2 Stanford, 3/24/12

### Faced AP No. 1 Team

**Win** Never  
**Loss** 48-77 vs. No. 1 UConn, 12/29/08

### Overtime Game

**Win** 64-62 at Arkansas, 2/6/11  
**Loss** 60-74 vs. Vanderbilt, 2/27/11

### Double-Overtime Game

**Win** 92-91 at Florida State, 2/4/91  
**Loss** 92-94 at Clemson, 11/19/09

### South Carolina Was Ranked

**AP No. 1** Never  
**AP Top 10** No. 10, 2/18/02  
**AP Top 25** No. 25, Final Poll 2011-12





Official Basketball Box Score -- Game Totals -- Final Statistics  
**Elon vs South Carolina**  
 11/09/12 7 p.m. at Columbia, S.C./Colonial Life Arena



**Elon 44 • 0-1**

#	Player	Total		3-Ptr		Rebounds			PF	TP	A	TO	Blk	Stl	Min
		FG-FGA	FT-FTA	FG-FGA	FT-FTA	Off	Def	Tot							
02	EVANS, Kelsey	f	2-7	0-0	4-4	1	2	3	3	8	0	1	1	1	26
01	STEPHENSON, Zora	g	2-3	1-2	0-0	0	1	1	1	5	0	0	0	1	23
11	FORD, Ali	g	3-6	1-3	1-2	0	1	1	3	8	2	8	0	1	30
23	HARRIS, Kelsey	g	0-8	0-1	2-2	6	3	9	1	2	1	1	0	0	26
24	COFFER, Sam	g	2-6	0-1	2-2	2	3	5	2	6	0	2	0	0	26
05	REDMOND, Shon		5-13	0-0	0-1	2	3	5	4	10	1	7	0	1	22
10	HUDSON, Lauren		0-0	0-0	0-0	0	0	0	0	0	0	0	0	0	3
15	RAZOR, Nicole		0-1	0-0	0-0	0	0	0	0	0	0	1	0	0	2
21	COCHRAHAM, Shannen		1-2	0-0	1-2	2	2	4	5	3	0	0	0	1	14
22	FARMER, Jessica		1-3	0-0	0-0	1	1	2	3	2	0	2	1	2	20
32	CARTER, Autumn		0-5	0-0	0-0	0	0	0	1	0	0	0	1	0	8
	<b>Team</b>					2	1	3							
	<b>Totals</b>		16-54	2-7	10-13	16	17	33	23	44	4	22	3	7	200

FG % 1st Half: 10-25 40.0% 2nd half: 6-29 20.7% Game: 16-54 29.6% Deadball Rebounds 1,1  
 3FG % 1st Half: 1-2 50.0% 2nd half: 1-5 20.0% Game: 2-7 28.6%  
 FT % 1st Half: 4-4 100.0% 2nd half: 6-9 66.7% Game: 10-13 76.9%

**South Carolina 77 • 1-0**

#	Player	Total		3-Ptr		Rebounds			PF	TP	A	TO	Blk	Stl	Min
		FG-FGA	FT-FTA	FG-FGA	FT-FTA	Off	Def	Tot							
21	BRUNER, Ashley	f	7-11	0-0	1-5	3	0	3	0	15	0	2	0	0	24
24	WELCH, Aleighsa	f	4-6	0-0	1-2	5	4	9	1	9	1	2	0	3	25
03	WALKER, Ieasia	g	5-12	0-3	3-3	3	1	4	1	13	4	1	0	3	24
20	WHITE, Sancheon	g	4-6	0-0	0-0	0	1	1	1	8	2	0	0	0	13
25	MITCHELL, Tiffany	g	4-6	0-1	1-2	0	2	2	1	9	3	1	0	1	23
05	SESSIONS, Khadijah		3-7	0-1	2-3	0	0	0	1	8	0	1	0	0	10
12	MONTOUT, Wilka		0-3	0-2	1-4	2	0	2	2	1	2	1	0	1	18
15	DAVIS, Tiffany		2-4	0-1	2-2	1	2	3	1	6	3	2	0	5	20
31	DOZIER, Asia		0-8	0-6	4-7	4	6	10	4	4	0	2	1	0	26
33	IBIAM, Elem		2-7	0-0	0-2	6	5	11	0	4	0	3	2	1	17
	<b>Team</b>					5	3	8							
	<b>Totals</b>		31-70	0-14	15-30	29	24	53	12	77	15	15	3	14	200

FG % 1st Half: 17-30 56.7% 2nd half: 14-40 35.0% Game: 31-70 44.3% Deadball Rebounds 7  
 3FG % 1st Half: 0-3 0.0% 2nd half: 0-11 0.0% Game: 0-14 0.0%  
 FT % 1st Half: 7-13 53.8% 2nd half: 8-17 47.1% Game: 15-30 50.0%

Officials: Kelly Johnson, Ed Sidlasky, Kim Thebo  
 Technical fouls: Elon-None. South Carolina-None.  
 Attendance: 2912

Score by periods	1st	2nd	Total
Elon	25	19	44
South Carolina	41	36	77

	In Paint	Off T/O	2nd Chance	Fast Break	Bench
Elon	18	11	5	8	15
SC	52	34	22	24	23

Last FG - ELON 2nd-05:13, SC 2nd-01:11.  
 Largest lead - ELON None, SC by 33 2nd-01:11.

Score tied - 0 times.  
 Lead changed - 0 times.



Official Basketball Box Score -- Game Totals -- Final Statistics  
**South Carolina vs Louisiana Tech**  
 11/12/12 7 p.m. at Thomas Assembly Center Ruston, La.



**South Carolina 82 • 1-0, 0-0 SEC**

#	Player	Total		3-Ptr		Rebounds			PF	TP	A	TO	Blk	Stl	Min
		FG-FGA	FT-FTA	FG-FGA	FT-FTA	Off	Def	Tot							
03	WALKER, Ieasia	*	3-10	3-6	1-2	1	2	3	2	10	8	1	1	2	33
20	WHITE, Sancheon	*	2-7	0-1	0-0	5	3	8	2	4	2	1	1	2	33
21	BRUNER, Ashley	*	8-10	0-0	1-3	0	2	2	3	17	3	0	0	0	22
24	WELCH, Aleighsa	*	4-6	0-0	6-8	4	4	8	3	14	1	0	2	2	26
25	MITCHELL, Tiffany	*	5-11	0-2	3-4	2	6	8	2	13	0	2	0	0	25
05	SESSIONS, Khadijah		1-1	0-0	1-2	1	0	1	0	3	1	1	0	1	8
12	MONTOUT, Wilka		4-10	1-2	3-4	1	2	3	3	12	0	1	0	0	23
15	DAVIS, Tiffany		1-1	1-1	1-2	0	1	1	0	4	0	0	0	0	6
31	DOZIER, Asia		2-5	1-4	0-0	1	1	2	2	5	5	0	0	2	22
	<b>Team</b>					0	6	6			1				
	<b>Totals</b>		30-61	6-16	16-25	15	27	42	17	82	20	7	4	9	198

FG % 1st Half: 14-33 42.4% 2nd half: 16-28 57.1% Game: 30-61 49.2% Deadball Rebounds 4  
 3FG % 1st Half: 4-9 44.4% 2nd half: 2-7 28.6% Game: 6-16 37.5%  
 FT % 1st Half: 8-12 66.7% 2nd half: 8-13 61.5% Game: 16-25 64.0%

**Louisiana Tech 58 • 0-1, 0-0 WAC**

#	Player	Total		3-Ptr		Rebounds			PF	TP	A	TO	Blk	Stl	Min
		FG-FGA	FT-FTA	FG-FGA	FT-FTA	Off	Def	Tot							
01	Borum, Janay	*	2-6	0-0	0-0	0	1	1	2	4	5	4	0	1	20
02	Frazier, Whitney	*	1-7	0-1	1-2	0	2	2	4	3	0	1	0	1	23
04	Vucinic, Jelena	*	0-2	0-1	0-0	0	0	0	1	0	0	0	0	0	17
10	Lewis, Brittany	*	3-5	1-1	3-4	2	3	5	0	10	0	0	0	0	21
23	Perry, Lulu	*	6-14	2-7	2-4	0	2	2	0	16	3	2	0	0	38
00	Hayes, Courtney		2-4	0-1	0-0	1	4	5	3	4	2	0	0	0	13
03	Bryant, Jasmine		3-6	0-0	4-4	2	2	4	4	10	0	1	0	0	19
15	Jefferson, Brittney		0-3	0-0	2-6	0	3	3	2	2	0	0	0	1	26
21	Andrews, Kanedria		0-0	0-0	0-0	0	0	0	2	0	0	1	0	0	6
30	Anderson, Tavasha		3-4	0-0	3-4	1	0	1	1	9	1	2	0	0	15
33	Langston, Savanna		0-0	0-0	0-0	0	0	0	0	1	0	0	0	0	2
	<b>Team</b>					0	4	4			1				
	<b>Totals</b>		20-51	3-11	15-24	6	21	27	19	58	12	12	0	3	200

FG % 1st Half: 10-25 40.0% 2nd half: 10-26 38.5% Game: 20-51 39.2% Deadball Rebounds 7  
 3FG % 1st Half: 1-4 25.0% 2nd half: 2-7 28.6% Game: 3-11 27.3%  
 FT % 1st Half: 6-10 60.0% 2nd half: 9-14 64.3% Game: 15-24 62.5%

Officials: Marlon Ramsey, John Fletcher, Kyle Bacon  
 Technical fouls: South Carolina-None. Louisiana Tech-None.  
 Attendance: 1525

Score by periods	1st	2nd	Total
South Carolina	40	42	82
Louisiana Tech	27	31	58

	In Paint	Off T/O	2nd Chance	Fast Break	Bench
SC	38	16	22	2	24
LATECH	30	4	4	2	25

Last FG - SC 2nd-00:56, LATECH 2nd-01:14.  
 Largest lead - SC by 24 2nd-00:56, LATECH by 1 1st-19:25.

Score tied - 2 times.  
 Lead changed - 1 time.



**2012-13 South Carolina Basketball**  
**South Carolina Combined Team Statistics (as of Nov 13, 2012)**  
**All games**



<b>RECORD:</b>	<b>OVERALL</b>	<b>HOME</b>	<b>AWAY</b>	<b>NEUTRAL</b>
ALL GAMES	2-0	1-0	1-0	0-0
CONFERENCE	0-0	0-0	0-0	0-0
NON-CONFERENCE	2-0	1-0	1-0	0-0

#	Player	gp-gs	min	avg	Total		3-Point		F-Throw		Rebounds				pf	dq	a	to	blk	stl	pts	avg
					fg-fga	fg%	3fg-fga	3fg%	ft-fa	ft%	off	def	tot	avg								
21	BRUNER, Ashley	2-2	46	23.0	15-21	.714	0-0	.000	2-8	.250	3	2	5	2.5	3	0	3	2	0	0	32	16.0
24	WELCH, Aleighsa	2-2	51	25.5	8-12	.667	0-0	.000	7-10	.700	9	8	17	8.5	4	0	2	2	2	5	23	11.5
03	WALKER, leasia	2-2	57	28.5	8-22	.364	3-9	.333	4-5	.800	4	3	7	3.5	3	0	12	2	1	5	23	11.5
25	MITCHELL, Tiffany	2-2	48	24.0	9-17	.529	0-3	.000	4-6	.667	2	8	10	5.0	3	0	3	3	0	1	22	11.0
12	MONTOUT, Wilka	2-0	41	20.5	4-13	.308	1-4	.250	4-8	.500	3	2	5	2.5	5	0	2	2	0	1	13	6.5
20	WHITE, Sancheon	2-2	46	23.0	6-13	.462	0-1	.000	0-0	.000	5	4	9	4.5	3	0	4	1	1	2	12	6.0
05	SESSIONS, Khadijah	2-0	18	9.0	4-8	.500	0-1	.000	3-5	.600	1	0	1	0.5	1	0	1	2	0	1	11	5.5
15	DAVIS, Tiffany	2-0	26	13.0	3-5	.600	1-2	.500	3-4	.750	1	3	4	2.0	1	0	3	2	0	5	10	5.0
31	DOZIER, Asia	2-0	48	24.0	2-13	.154	1-10	.100	4-7	.571	5	7	12	6.0	6	0	5	2	1	2	9	4.5
33	IBIAM, Elem	1-0	17	17.0	2-7	.286	0-0	.000	0-2	.000	6	5	11	11.0	0	0	0	3	2	1	4	4.0
Team											5	9	14					1				
Total.....		2	398		61-131	.466	6-30	.200	31-55	.564	44	51	95	47.5	29	0	35	22	7	23	159	79.5
Opponents.....		2	400		36-105	.343	5-18	.278	25-37	.676	22	38	60	30.0	42	1	16	34	3	10	102	51.0

<b>TEAM STATISTICS</b>	<b>SC</b>	<b>OPP</b>	<b>Date</b>	<b>Opponent</b>	<b>Score</b>	<b>Att.</b>
SCORING	159	102	11/09/12	ELON	w 77-44	2912
Points per game	79.5	51.0	11/12/12	at Louisiana Tech	w 82-58	1525
Scoring margin	+28.5	-	< = U.S. Virgin Islands Paradise Jam (St. Thomas, USVI)			
FIELD GOALS-ATT	61-131	36-105	* = SEC Game			
Field goal pct	.466	.343	^ = SEC Tournament (Duluth, Ga.)			
3 POINT FG-ATT	6-30	5-18				
3-point FG pct	.200	.278				
3-pt FG made per game	3.0	2.5				
FREE THROWS-ATT	31-55	25-37				
Free throw pct	.564	.676				
F-Throws made per game	15.5	12.5				
REBOUNDS	95	60				
Rebounds per game	47.5	30.0				
Rebounding margin	+17.5	-				
ASSISTS	35	16				
Assists per game	17.5	8.0				
TURNOVERS	22	34				
Turnovers per game	11.0	17.0				
Turnover margin	+6.0	-				
Assist/turnover ratio	1.6	0.5				
STEALS	23	10				
Steals per game	11.5	5.0				
BLOCKS	7	3				
Blocks per game	3.5	1.5				
ATTENDANCE	2912	1525				
Home games-Avg/Game	1-2912	1-1525				
Neutral site-Avg/Game	-	0-0				

<b>Score by Periods</b>	<b>1st</b>	<b>2nd</b>	<b>Totals</b>
South Carolina	81	78	159
Opponents	52	50	102



**2012-13 South Carolina Basketball**  
**South Carolina Game-by-Game Highs (as of Nov 12, 2012)**  
**All games**



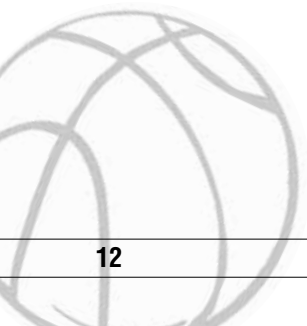
<b>Opponent</b>	<b>Date</b>	<b>Score</b>	<b>Points</b>	<b>Rebounds</b>	<b>Assists</b>	<b>Steals</b>	<b>Blocked shots</b>
ELON	11/09/12	77-44	15-BRUNER, Ashley	11-IBIAM, Elem	4-WALKER, leasia	5-DAVIS, Tiffany	2-IBIAM, Elem
at Louisiana Tech	11/12/12	82-58	17-BRUNER, Ashley	8-WELCH, Aleighsa MITCHELL, Tiffany WHITE, Sancheon	8-WALKER, leasia	2-WHITE, Sancheon WALKER, leasia WELCH, Aleighsa DOZIER, Asia	2-WELCH, Aleighsa



**2012-13 South Carolina Basketball**  
**South Carolina Points-Rebounds-Assists (as of Nov 12, 2012)**  
**All games**



Opponent	Date	Score	03	05	12	15	20	21	24	25	31	33
ELON	11/09/12	77-44 W	WALKERJEA 13-4-4	SESSIONS,K 8-0-0	MONTOUT,W 1-2-2	DAVIS,TIFF 6-3-3	WHITE,SANC 8-1-2	BRUNER,AS 15-3-0	WELCH,ALEI 9-9-1	MITCHELL,T 9-2-3	DOZIER,ASI 4-10-0	IBIAM,ELEM 4-11-0
at LATECH	11/12/12	82-58 W	10-3-8	3-1-1	12-3-0	4-1-0	4-8-2	17-2-3	14-8-1	13-8-0	5-2-5	DNP





**2012-13 South Carolina Basketball**  
**South Carolina Team Game-by-Game Comparison (as of Nov 13, 2012)**  
**All games**



Opponent	1st	2nd	Score	Mar	Total FG	FG Pct	3-Pointers	3FG Pct	Free Throws	FT Pct	Rebounds	Assist	T/Over	Block	Steal	Fouls
ELON	41/25	36/19	77-44	+33	31-70/16-54	.443/.296	0-14/2-7	.000/.286	15-30/10-13	.500/.769	53/33	15/4	15/22	3/3	14/7	12/23
Louisiana Tech	40/27	42/31	82-58	+24	30-61/20-51	.492/.392	6-16/3-11	.375/.273	16-25/15-24	.640/.625	42/27	20/12	7/12	4/0	9/3	17/19

Note: Game totals are displayed in the format TEAM/OPPONENT for each category

