

Media Relations: Diana Koval
 Office: 803.777.7977
 Cell: 314.369.6050
 Email: dkoval@mailbox.sc.edu
 Website: www.GamecocksOnline.com
 Twitter: @GamecocksOnline or @GamecockWBB
 Facebook: www.Facebook.com/GamecocksOnline

WOMEN'S BASKETBALL SOUTH CAROLINA

Game 33
 March 25, 2013
 7:30 p.m. (MT)
 Boulder, Colo.
 Coors Events Center (11,064)

2012-13 Schedule

Fri., Nov. 9	Elon	W, 77-44
Mon., Nov. 12	at Louisiana Tech	W, 82-58
Thu., Nov. 15	Savannah State (SPSO)	W, 78-47
Sun., Nov. 18	Clemson (SPSO)	W, 64-43
<i>U.S. Virgin Islands Paradise Jam</i>		
Thu., Nov. 22	vs. Hampton	W, 45-34
Fri., Nov. 23	vs. Florida Gulf Coast	W, 65-46
Sat., Nov. 24	vs. DePaul	W, 55-46
Wed., Nov. 28	Drexel	W, 58-55 (OT)
Sun., Dec. 2	at Seton Hall	W, 55-42
Sun., Dec. 9	Furman (SPSO)	W, 69-35
Wed., Dec. 19	#1/1 Stanford (FSN)	L, 53-49
Fri., Dec. 21	South Carolina State	W, 65-45
Sat., Dec. 29	Western Carolina	W, 66-44
Thu., Jan. 3	#12/13 Tennessee* (SPSO)	L, 53-73
Sun., Jan. 6	at Mississippi State*	W, 60-46
Thu., Jan. 10	Vanderbilt*	W, 64-48
Sun., Jan. 13	at #13/12 Georgia* (CSS)	L, 40-42
Thu., Jan. 17	LSU*	W, 66-59
Sun., Jan. 20	at Florida* (FSF)	W, 52-44
Thu., Jan. 24	#5/4 Kentucky* (SPSO)	W, 55-50
Sun., Jan. 27	at Arkansas*	W, 43-40
Sun., Feb. 3	Auburn*	W, 59-51
Thu., Feb. 7	at Alabama*	W, 65-53
Sun., Feb. 10	#14/16 Texas A&M*	L, 48-50
Thu., Feb. 14	at #9/7 Kentucky*	L, 78-74
Sun., Feb. 17	at Mississippi* (SECN)	W, 62-47
Sun., Feb. 24	Mississippi State*	W, 58-43
Thu., Feb. 28	at Missouri*	L, 58-65
Sun., Mar. 3	Florida* (SPSO)	W, 67-56
<i>SEC Tournament (Duluth, Ga.)</i>		
Thu., Mar. 7	vs. Alabama (SPSO)	W, 77-35
Fri., Mar. 8	vs. #19/19 Texas A&M (SPSO)	L, 52-61
<i>NCAA Tournament (Boulder, Colo.)</i>		
Sat., Mar. 23	vs. South Dakota St. (ESPN2)	W, 74-52
Mon., Mar. 25	vs. Kansas (ESPN2)	9:30 p.m.

* indicates SEC game

All Times Listed as Eastern

Television outlet listed in parentheses – SPSO is SportSouth; FSN is SportSouth, Fox Sports Southwest and Sun Sports; SECN is SEC Network; CSS is Charter Sports Southeast; FSF is Fox Sports Florida.



NCAA 2013 BASKETBALL CHAMPIONSHIP
 FIRST/SECOND ROUNDS
 UNIVERSITY OF COLORADO, HOST

2013 NCAA Tournament First and Second Rounds

March 23-25

Coors Events Center • Boulder, Colo.



NCAA 2013 BASKETBALL CHAMPIONSHIP
 FIRST/SECOND ROUNDS
 UNIVERSITY OF COLORADO, HOST



South Carolina Gamecocks (25-7, 11-5 SEC)

Head Coach: Dawn Staley

Record at South Carolina: 92-65 (5th season)

Career Record: 264-145 (13th season)

Career vs. Kansas: First Meeting



Kansas (19-13, 8-10 Big 12)

Head Coach: Bonnie Hendrickson

Record at KU: 157-134 (9th season)

Career Record: 315-196 (16th season)

Career vs. South Carolina: First Meeting

Game Information

KU Series: First Meeting

Neutral Site: Never Met

In Columbia: Never Met

In Lawrence: Never Met

TV: ESPN2 (Mark Jones play-by-play; Fran Fraschilla, analyst)

Radio: WISW 1320 AM (Brad Muller); GamecocksOnline.com

South Carolina Notables

- This is the Gamecocks' 10th appearance in the NCAA Tournament and their second-straight under head coach Dawn Staley, who is making her eighth trip to NCAAs as a head coach. Last season's run to the Sweet 16 was the best showing in the event for Staley on the sidelines. As a player, she helped Virginia to three Final Fours.
- Lauded for their defense all season, the Gamecocks are showing more efficient offense in the postseason. In two SEC Tournament games and its NCAA opener, South Carolina averages 7.3 points more than it did in the regular season (67.7-60.4). All three shooting percentages are up as well, most notably 3-point shooting as the Gamecocks have hit 36.4 percent during the postseason compared to 24.4 percent in the regular season.
- It is still defense that drives South Carolina's success, and the Gamecocks have not sacrificed it in favor of offense in the last three games. Their three opponents averaged 49.3 points on 31.7 percent shooting while being out-rebounded by 13.7 boards per game.
- Senior forward Ashley Bruner is averaging a double-double in postseason action (14.7 ppg/12.0 rpg), turning the feat in all three games. In just 28 minutes against South Dakota State, she turned in her most well-rounded performance of the season, adding three assists and four steals to her 15 points and 11 rebounds. She moved into 14th place in school history in career rebounds (689) with the effort.
- Sophomore Elem Ibiam has been a sizeable factor in the Gamecocks' postseason fortunes. Averaging 4.4 points and 3.9 rebounds in the regular season, the 6-foot-3 center has added 11.3 points and 8.0 boards per postseason outing. Since missing the Ole Miss game (Feb. 17) to have her broken nose repaired, Ibiam has averaged 8.2 points and 5.3 boards, compared to her 4.3 point and 4.0 rebound averages up to that point.
- The Gamecocks are in the midst of their second-straight 20-win season, just the fourth for the program since joining the SEC. South Carolina's 23 regular-season wins tied the school record, set by the 1979-80 team en route to a 30-6 finish. The Gamecocks' 25 wins this season ties for the most since 1979-80 as well.
- SEC Defensive Player of the Year Ieasia Walker has celebrated her award by pouring on the offense. In the postseason, the senior guard is averaging 12.7 points to go with her 4.7 assists, including 15 points in each of the last two games.

Tale of the Tape

KU	SC	
19-13	Overall Record	25-7
8-10	Conference Record	11-5
13-4	Home Record	13-3
5-8	Away Record	7-3
1-1	Neutral Record	5-1
70.0	Points Per Game	61.1
66.8	Opp. Points Per Game	49.5
.439	Field Goal %age	.391
.406	Opp. Field Goal %age	.350
.317	3-Pt. Field Goal %age	.253
.324	Opp. 3-Pt. Field Goal %age	.284
.696	Free Throw %age	.563
12.5	FTs Made Per Game	13.5
16.4	Assists Per Game	10.7
-1.1	Turnover Margin	+2.4
38.8	Rebounds Per Game	41.9
+1.8	Rebounding Margin	+9.3
8.1	Steals Per Game	8.7
3.9	Blocked Shots Per Game	3.6












Uniform Patch

The Gamecocks continue to wear the patch added to their uniforms last season to honor teammate Shelbretta Ball, who was medically disqualified from playing in Fall 2011. The team wanted Brett and everyone watching to know that she will always be an integral part of them and whatever they achieve this season.

Additionally, senior guard Ieasia Walker changed her jersey number this season to honor her teammate who was slated to wear that number prior to being medically disqualified.

2012-13 South Carolina Media Roster

2		<p>Leasia Walker 5-8 • Senior • Guard Amityville, N.Y. (Copiague) <i>eye-EE-shuh Walker</i></p> <p>PPG 9.7 RPG 4.0 APG 3.3 FG% .343 FT% .557</p>	<p>LAST GAME: 15 pts, 4 assts, 3 stls vs. SDSU NOTABLE: SEC Defensive Player of the Year, first-team All-SEC ... Led the SEC with 3.1 steals per league game and is 45th in nation with 2.7 per game overall ... Has 15 double-digit scoring games (8 SEC) and nine with five or more steals (6 SEC) ... Last 5 games: 13.2 ppg, 4.8 apg.</p>	<p>Career Highs PTS: 30 vs. Clemson, 11/18/10 REB: 11 at Ole Miss, 3/3/11 AST: 8, 2x, vs. Florida, 3/3/13 STL: 6, 3x, at Georgia, 1/13/13 BLK: 2, 7x, vs. Kentucky, 1/24/13 MIN: 43, 2x, vs. Drexel, 11/28/12</p>
5		<p>Khadijah Sessions 5-8 • Freshman • Guard Myrtle Beach, S.C. (Myrtle Beach) <i>kuh-DEE-zhub Sessions</i></p> <p>PPG 5.8 RPG 1.4 APG 1.1 FG% .351 FT% .654</p>	<p>LAST GAME: 5 pts, 2 assts vs. SDSU NOTABLE: Averaged 6.9 points in SEC play ... Scored in double figures four of last seven games ... Averaged 7.8 points over last five games ... Played career-high 35 minutes at Missouri ... Made game-sealing free throws against Auburn and at Florida.</p>	<p>Career Highs PTS: 19 vs. Auburn, 2/3/13 REB: 5 at Florida, 1/20/13 AST: 4 vs. Savannah St., 11/15/12 STL: 4 vs. Miss. State, 2/24/13 BLK: 1, 3x, vs. SDSU, 3/23/13 MIN: 35 at Missouri, 2/28/13</p>
12		<p>Wilka Montout 6-3 • Junior • Center Cayenne, French Guiana (NE Okla. A&M) <i>WIL-kuh mawn-TOO</i></p> <p>PPG 2.5 RPG 1.5 APG 0.3 FG% .277 FT% .684</p>	<p>LAST GAME: 6 min vs. SDSU NOTABLE: Hit back-to-back baseline jumpers to loosen zone at Missouri ... Capped 25-5 1st half run vs. Vandy with 3-pointer ... Hit four FGs and blocked two shots against Furman ... Multi-faceted post who can stretch defenses with mid-range and outside shooting.</p>	<p>Career Highs PTS: 12 at LA Tech, 11/12/12 REB: 6 vs. Savannah St., 11/15/12 AST: 2 vs. Elon, 11/9/12 STL: 1, 3x, vs. Hampton, 11/22/12 BLK: 2 vs. Furman, 12/9/12 MIN: 24 vs. Sav. St., 11/15/12</p>
20		<p>Sancheon White 5-10 • Senior • Guard Hammond, Ind. (Central Arizona College) <i>SAN-chee-awn White</i></p> <p>PPG 4.5 RPG 4.1 APG 0.9 FG% .306 FT% .704</p>	<p>LAST GAME: 2 pts, 6 rebs vs. SDSU NOTABLE: Has accepted challenge of shutting down opponents' top guard ... Solid lockdown defender with expanding offensive and rebounding skills ... Tied for second on team with six rebounds at Ole Miss.</p>	<p>Career Highs PTS: 11, 2x, at MSU, 1/6/13 REB: 13 at Auburn, 1/19/12 AST: 3, 2x, vs. Presby., 11/27/11 STL: 3, 6x, at Georgia, 1/13/13 BLK: 4 vs. Drexel, 11/28/12 MIN: 40 vs. Drexel, 11/28/11</p>
21		<p>Ashley Bruner 6-0 • Senior • Forward Norman, Okla. (Norman) <i>Ashley BREW-ner</i></p> <p>PPG 10.1 RPG 8.0 APG 1.7 FG% .443 FT% .313</p>	<p>LAST GAME: 15 pts, 11 reb, 3 asst, 4 stl vs. SDSU NOTABLE: Second Team All-SEC selection ... Eighth in SEC in rpg and fifth in offensive rpg (3.2) ... Has posted eight double-doubles (4 in SEC, including all three postseason games ... In last 5 games, averaged 13.4 ppg, 9.8 rpg ... Scored 12 of 15 pts vs. SDSU in first half.</p>	<p>Career Highs PTS: 18 vs. Savannah St., 12/5/10 REB: 18 vs. Penn St., 11/20/11 AST: 6 vs. Miss. State, 2/24/13 STL: 5, 2x, at Arkansas, 1/27/13 BLK: 4, 2x, vs. Sav. St., 12/5/10 MIN: 37, 4x, vs. TXA&M, 3/8/13</p>
24		<p>Aleighsa Welch 6-0 • Sophomore • Forward Goose Creek, S.C. (Goose Creek) <i>uh-LEE-sub Welch</i></p> <p>PPG 11.8 RPG 7.6 APG 1.0 FG% .610 FT% .718</p>	<p>LAST GAME: 8 pts, 5 rebs in 21 min vs. SDSU NOTABLE: Second-Team All-SEC selection ... Has nine double-doubles ... Is SEC's top offensive rebounder (3.9 Orpg) and ninth in total rpg ... Team-high scorer 10 times, high rebounder 10 times ... Has 20 10+ point games and 11 with 10+ rebounds.</p>	<p>Career Highs PTS: 20 vs. Miss. State, 2/24/13 REB: 15 vs. Drexel, 11/28/12 AST: 4 at Kentucky, 2/14/13 STL: 3, 2x, at Missouri, 2/28/13 BLK: 4 at NC State, 12/4/11 MIN: 42 vs. Drexel, 11/28/12</p>
25		<p>Tiffany Mitchell 5-9 • Freshman • Guard Charlotte, N.C. (Providence Day)</p> <p>PPG 9.3 RPG 5.1 APG 1.3 FG% .383 FT% .606</p>	<p>LAST GAME: 11 pts, 4 rebs vs. SDSU NOTABLE: SEC All-Freshman selection ... Scored double figures vs. SDSU, first time since 2/17 at Ole Miss ... Led team in scoring seven times, rebounding six times ... Scored in double figures 14 times and has two double-doubles.</p>	<p>Career Highs PTS: 21 vs. SC St., 12/21/12 REB: 11, 4x, at Florida, 1/20/13 AST: 4 vs. Sav. St., 11/15/12 STL: 5 vs. Furman, 12/9/12 BLK: 1, 4x, vs. Alabama, 3/7/13 MIN: 36, 2x, at Arkansas, 1/27/13</p>
31		<p>Asia Dozier 5-10 • Freshman • Guard Columbia, S.C. (Spring Valley) <i>Asia DOE-zhur</i></p> <p>PPG 2.8 RPG 2.0 APG 0.8 FG% .209 FT% .458</p>	<p>LAST GAME: 5 pts, 1 asst vs. SDSU NOTABLE: Hit key 3 during last 1st-half run vs. SDSU ... Tied for second on team with six rebs at Ole Miss ... Scored all 10 of her points at Kentucky in four-minute surge for 12-4 run that closed first half ... Added five pts to 6-3 first-half run at Alabama.</p>	<p>Career Highs PTS: 11 vs. Sav. St., 11/15/12 REB: 10 vs. Elon, 11/9/12 AST: 5 at LA Tech, 11/12/12 STL: 2 at LA Tech, 11/12/12 BLK: 1, 4x, at Miss. St., 1/6/13 MIN: 26 vs. Elon, 11/9/12</p>
33		<p>Elem Ibiam 6-3 • Sophomore • Center Fayetteville, Ga. (Fayette County) <i>ELL-um IB-ee-um</i></p> <p>PPG 5.1 RPG 4.3 APG 0.2 FG% .480 FT% .492</p>	<p>LAST GAME: 13 pts, 8 rebs, 3 assts vs. SDSU NOTABLE: Scored in double figures four of last eight games, including two of last three ... Averaged 7.6 points and 5.8 rebounds over last five games ... Career-high 19 pts vs. Alabama ... Netted 13 of her 15 points at UK in six-minute stretch of 1st half.</p>	<p>Career Highs PTS: 19 vs. Alabama, 3/7/13 REB: 11 vs. Elon, 11/9/12 AST: 3 vs. SDSU, 3/23/13 STL: 2, 2x, vs. Texas A&M, 3/8/13 BLK: 5, 2x, vs. WCU, 12/29/12 MIN: 29 vs. SDSU, 3/23/13</p>

Starter

Reserve

A South Carolina Win Would...

- Put the Gamecocks in the NCAA Sweet 16 for the second-straight season and the fifth time in school history.
- Be the Gamecocks' 26th of the season, the most in the SEC-era and the most since the 1979-80 team won 30.

By the Numbers

- 3 Double-doubles by senior forward Ashley Bruner in the three postseason games this season, giving her eight on the season
- 3 Seasons since 1980-81, including the last two, in which South Carolina has won at least 25 games
- 4 Opponents that have scored 60 or more points against the Gamecocks this season, helping South Carolina to No. 4 in the nation in scoring defense
- 11.3 Points per game by sophomore center Elem Ibiam in postseason play this season (three games)
- 13.2 Points per game by senior guard Ieasia Walker in the last five outings, including 12.7 points per postseason contest
- 14 Place in total rebounds in school history for senior forward Ashley Bruner, whose 689 career boards have her 38 behind Martha Parker (1986-89) in 13th place
- 14 Points needed by senior guard Ieasia Walker to move into 20th place in school history in career points
- 17 Double-doubles posted by sophomore forward Aleighsa Welch (9) and senior forward Ashley Bruner (8) this season
- 42 Points in the paint for South Carolina against South Dakota State, tied for the third-most this season
- 44.5 Percent field goal shooting by the Gamecocks in postseason play, compared to 38.5 percent shooting at the end of the regular season
- 67.7 Points per game by the Gamecocks in their three postseason games after entering the SEC Tournament with a 60.4 scoring average
- 76.9 Percent free throw shooting by the Gamecocks against South Dakota State (March 23), a season high that included 12-of-14 (.857) accuracy in the second half

Gamecocks' Five-Second Count

With a complementary blend of youth and experience, South Carolina opened a season 10-0 for the first time since the 1981-82 team also won its first 10 contests. The Gamecocks, now 25-7 overall and 11-5 in SEC action, have shown they have both inside and outside offensive options and are dominant on the glass this season while the defense has dropped off very little from last season's NCAA Tournament Sweet 16 effort. Four Gamecocks average more than nine points with four others netting 4.0 or more per game. South Carolina ranks ninth in the nation with a +9.3 rebounding margin and has two players ranked among the SEC's top 10 rebounders. Defensively, the Gamecocks are fourth in the nation in scoring defense, yielding just 49.5 points per game. South Carolina has held its opponent to 50 or fewer points 20 times in 31 games and limited an opponent to under 30 percent field goal shooting eight times, including Hampton (Nov. 22), which hit just 19.3 percent (11-57) from the field for the second-lowest opponent field goal percentage of the Staley era, and Vanderbilt (Jan. 10), which shot just 26.5 percent after coming into the game with the SEC's second-highest field goal accuracy at 45.2.

Fabulous 40

South Carolina has scored at least 40 points in a half seven times this season, including two of its three postseason games. The Gamecocks' 44 first-half points against South Dakota State were the second-most in a half this season, trailing the 49 second-half points against Alabama in the SEC Tournament second round and tying their 44 in the first half at Kentucky. The Gamecocks are 6-1 on the season when scoring at least 40 points in one half.

On the other hand, South Carolina has also posted total points in the 40s five times this season, including a season-low 40 points at then-#13/12 Georgia. The Gamecocks are 2-3 in those low-scoring games.

Safe at Sixty

With the Gamecocks' steady defensive effort, the offense has not had to put up gaudy numbers to win games in the Dawn Staley era. In South Carolina's 157 games under Staley, the Gamecocks have scored 60 or more points 86 times with a 68-18 record in those games. That number includes a 16-1 mark this season with the lone loss coming in the Gamecocks' 78-74 defeat at then-No. 9/7 Kentucky. Defensively, in the 129 games played in the last four seasons (including this season), a South Carolina opponent has scored 60 or more points just 29 times. The Gamecocks have won just seven of those games.

NCAA Tournament Tally

South Carolina is making its 10th NCAA Tournament appearance and its second in as many seasons. The Gamecocks are 11-9 overall at the event, including last season's 2-1 mark en route to the Sweet 16. The program's four Sweet 16 appearances include a run to the 2002 Elite Eight – the deepest into the event any South Carolina basketball team has gone. The Gamecocks have won at least one game in the tournament in six of the nine previous seasons at the event.

South Carolina head coach Dawn Staley has taken a team to the NCAA Tournament seven times, including two South Carolina teams. She is 5-7 as a head coach at the event.

Going Glass

Looking at South Carolina's roster of seven guards and four forwards/centers, the casual observer might think that rebounding would not be the Gamecocks' bailiwick, but South Carolina has out-rebounded its opponent in all but six games this season – at Missouri (-8, Feb. 28), then-#14/16 Texas A&M (-9, Feb. 10), Auburn (-7, Feb. 3), at Arkansas (-7, Jan. 27), #5/4 Kentucky (-1, Jan. 24) and then-#1/1 Stanford (-11, Dec. 19). The Gamecocks' effort includes six games of 20 or more rebounds more than their opponent, including a Dawn Staley era record +29 at Alabama (Feb. 7), and nine others in which they out-boarded the opposition by at least 10. The team effort has the Gamecocks ranked ninth in the nation in rebound margin at +9.3.

Miscellaneous Stats

Double-Doubles	2012-13	Career	Record
Aleighsa Welch	9	9	9-0
Ashley Bruner	8	13	8-5
Tiffany Mitchell	2	2	2-0
Ieasia Walker	0	1	1-0

30+ Points	2012-13	Career	Record
Ieasia Walker	0	1	1-0

20+ Points	2012-13	Career	Record
Ieasia Walker	1	5	3-2
Tiffany Mitchell	1	1	1-0
Aleighsa Welch	1	1	1-0

10+ Points	2012-13	Career	Record
Aleighsa Welch	20	30	25-5
Ashley Bruner	17	37	28-9
Ieasia Walker	15	58	34-24
Tiffany Mitchell	14	14	12-2
Elem Ibiam	6	6	5-1
Khadijah Sessions	6	6	5-1
Sancheon White	3	5	5-0
Wilka Montout	2	2	2-0
Asia Dozier	2	2	1-1
Tina Roy	0	5	4-1

10+ Rebounds	2012-13	Career	Record
Aleighsa Welch	11	13	12-1
Ashley Bruner	10	16	11-5
Tiffany Mitchell	5	5	4-1
Asia Dozier	1	1	1-0
Elem Ibiam	1	1	1-0
Sancheon White	0	1	0-1
Ieasia Walker	0	1	1-0

5+ Assists	2012-13	Career	Record
Ieasia Walker	8	21	17-4
Ashley Bruner	1	1	1-0
Asia Dozier	1	1	1-0

5+ Steals	2012-13	Career	Record
Ieasia Walker	9	13	10-3
Ashley Bruner	1	1	1-0
Tiffany Davis	1	1	1-0
Tiffany Mitchell	1	1	1-0

5+ Blocks	2012-13	Career	Record
Elem Ibiam	1	2	2-0

Games Led Team In...

(Tied for team lead in each category included)

Scoring	2012-13	Career	Record
Ashley Bruner	10	15	12-3
Aleighsa Welch	10	14	9-5
Tiffany Mitchell	7	7	6-1
Ieasia Walker	6	26	14-12
Khadijah Sessions	3	3	2-1
Elem Ibiam	2	2	1-1
Tina Roy	0	2	2-0

Rebounding	2012-13	Career	Record
Ashley Bruner	14	37	20-17
Aleighsa Welch	10	26	22-4
Tiffany Mitchell	6	6	5-1
Ieasia Walker	5	13	8-5
Elem Ibiam	4	5	5-0
Sancheon White	3	6	3-3

Assists	2012-13	Career	Record
Ieasia Walker	21	49	31-18
Ashley Bruner	8	9	7-2
Aleighsa Welch	4	4	2-2
Khadijah Sessions	3	3	2-1
Sancheon White	2	4	4-0
Tiffany Mitchell	2	2	2-0
Asia Dozier	1	1	1-0
Tina Roy	0	1	1-0



2012-13 South Carolina Basketball
South Carolina Combined Team Statistics (as of Mar 23, 2013)
All games



RECORD:	OVERALL	HOME	AWAY	NEUTRAL
ALL GAMES	25-7	13-3	7-3	5-1
CONFERENCE	11-5	6-2	5-3	0-0
NON-CONFERENCE	14-2	7-1	2-0	5-1

#	Player	gp-gs	min	avg	Total		3-Point		F-Throw		Rebounds			pf	dq	a	to	blk	stl	pts	avg			
					fg-fga	fg%	3fg-fga	3fg%	ft-fa	ft%	off	def	tot									avg		
24	WELCH, Aleighsa	32-32	947	29.6	128-210	.610	1-1	1.000	122-170	.718	123	121	244	7.6	53	0	33	50	20	25	379	11.8		
21	BRUNER, Ashley	32-32	962	30.1	137-309	.443	0-6	.000	50-160	.313	101	154	255	8.0	63	0	53	75	18	47	324	10.1		
02	WALKER, leasia	32-32	1047	32.7	110-321	.343	42-136	.309	49-88	.557	33	95	128	4.0	54	0	104	85	15	86	311	9.7		
25	MITCHELL, Tiffany	32-29	895	28.0	105-274	.383	21-58	.362	66-109	.606	57	106	163	5.1	61	1	43	79	4	41	297	9.3		
05	SESSIONS, Khadijah	32-3	556	17.4	52-148	.351	13-53	.245	70-107	.654	22	24	46	1.4	43	0	35	49	3	21	187	5.8		
33	IBIAM, Elem	29-0	448	15.4	59-123	.480	0-0	.000	30-61	.492	48	77	125	4.3	46	1	7	19	29	11	148	5.1		
20	WHITE, Sancheon	32-32	839	26.2	57-186	.306	10-53	.189	19-27	.704	52	79	131	4.1	68	1	30	36	15	32	143	4.5		
15	DAVIS, Tiffany	3-0	40	13.3	4-8	.500	1-4	.250	3-4	.750	1	3	4	1.3	2	0	4	2	0	5	12	4.0		
31	DOZIER, Asia	30-0	398	13.3	28-134	.209	16-91	.176	11-24	.458	19	42	61	2.0	35	1	25	20	4	8	83	2.8		
12	MONTOUT, Wilka	28-0	293	10.5	26-94	.277	6-32	.188	13-19	.684	27	16	43	1.5	26	0	8	16	7	3	71	2.5		
Team											62	78	140											
Total.....		32	6425		706-1807	.391	110-434	.253	433-769	.563	545	795	1340	41.9	451	4	342	446	115	279	1955	61.1		
Opponents.....		32	6425		582-1661	.350	99-348	.284	322-468	.688	329	712	1041	32.5	633	25	277	524	130	185	1585	49.5		

TEAM STATISTICS	SC	OPP	Date	Opponent	Score	Att.
SCORING	1955	1585	11/09/12	ELON	w 77-44	2912
Points per game	61.1	49.5	11/12/12	at Louisiana Tech	w 82-58	2160
Scoring margin	+11.6	-	11/15/12	SAVANNAH STATE	w 78-47	2480
FIELD GOALS-ATT	706-1807	582-1661	11/18/12	CLEMSON	w 64-43	4893
Field goal pct	.391	.350	@ 11/22/12	vs Hampton	w 45-34	424
3 POINT FG-ATT	110-434	99-348	@ 11/23/12	vs Florida Gulf Coast	w 65-46	486
3-point FG pct	.253	.284	@ 11/24/12	vs DePaul	w 55-46	427
3-pt FG made per game	3.4	3.1	11/28/12	DREXEL	wot 58-55	2675
FREE THROWS-ATT	433-769	322-468	12/02/12	at Seton Hall	w 55-42	432
Free throw pct	.563	.688	12/09/12	FURMAN	w 69-35	2618
F-Throws made per game	13.5	10.1	12/19/12	#1/1 STANFORD	L 49-53	8118
REBOUNDS	1340	1041	12/21/12	SC STATE	w 65-45	3874
Rebounds per game	41.9	32.5	12/29/12	WESTERN CAROLINA	w 66-44	3248
Rebounding margin	+9.3	-	* 01/03/13	#12/13 TENNESSEE	L 53-73	3939
ASSISTS	342	277	* 01/06/13	at Mississippi State	w 60-46	1325
Assists per game	10.7	8.7	* 01/10/13	VANDERBILT	w 64-48	2810
TURNOVERS	446	524	* 01/13/13	at #13/12 Georgia	L 40-42	3579
Turnovers per game	13.9	16.4	< 01/17/13	LSU	w 66-59	1991
Turnover margin	+2.4	-	* 01/20/13	at Florida	w 52-44	1503
Assist/turnover ratio	0.8	0.5	* 01/24/13	#9/7 KENTUCKY	w 55-50	3149
STEALS	279	185	* 01/27/13	at Arkansas	w 43-40	2321
Steals per game	8.7	5.8	* 02/03/13	AUBURN	w 59-51	3797
BLOCKS	115	130	* 02/07/13	at Alabama	w 65-53	984
Blocks per game	3.6	4.1	* 02/10/13	#19/19 TEXAS A&M	L 48-50	10101
ATTENDANCE	63224	34301	* 02/14/13	at #9/7 Kentucky	L 74-78	5828
Home games-Avg/Game	16-3952	10-2005	* 02/17/13	at Ole Miss	w 62-47	556
Neutral site-Avg/Game	-	6-2374	* 02/24/13	MISSISSIPPI STATE	w 58-43	3276
			* 02/28/13	at Missouri	L 58-65	1366
			* 03/03/13	FLORIDA	w 67-56	3343
			^ 03/07/13	vs Alabama	w 77-35	2744
			^ 03/08/13	vs #19/19 Texas A&M	L 52-61	4819
			\$ 03/23/13	vs South Dakota State	w 74-52	5347

@ = U.S. Virgin Islands Paradise Jam (St. Thomas, USVI)
 < = Played at Carolina Coliseum (Columbia, S.C.)
 * = SEC Game
 ^ = SEC Tournament (Duluth, Ga.)
 \$ = NCAA Tournament (Boulder, Colo.)