



SOUTH CAROLINA MEN'S BASKETBALL



OPENING TIP

Date: Saturday, March 1, 2014
Tipoff: 6 p.m. ET
Location: Columbia, S.C.
Arena: Colonial Life Arena (18,000)
Series: Kentucky leads series 47-10
Last Meeting: Kentucky win, 77-55, on Feb. 5, 2013 in Lexington, Ky. (Rupp Arena)
Broadcast: ESPN
Talent: Mark Jones (pxp), Jimmy Dykes (analyst)
Radio: Gamecock Radio Network/107.5 The Game in Columbia
Sirius: 91; **XM:** 91
Talent: Andy Demetra (pxp), Casey Manning (analyst)
Tickets: www.GamecocksOnline.com
Live Stats: www.GamecocksOnline.com

GAME 29



**SOUTH CAROLINA
 GAMECOCKS**
 (10-18, 3-12 SEC)

- VS -

**KENTUCKY
 WILDCATS**
 (21-7, 11-4 SEC)



Ranking: AP/Coaches (-/-)
Head Coach: Frank Martin
Record at SC: 23-36 (2)
Career Rec.: 140-90 (7)
vs. UK: 0-2
SID: Emily Feeny

Stat Leaders (per game):
Points: Williams (14.7)
Rebs: Carrera (5.7)
Assists: Thornwell (2.9)
Blocks: Carrera (1.0)
Steals: Thornwell (1.1)

Ranking: AP/Coaches (17/15)
Head Coach: John Calipari
Record at UK: 144-33 (5)
Career Rec.: 547-171 (22)
vs. SC: 9-1
SID: John Hayden

Stat Leaders (per game):
Points: Randle (15.7)
Rebounds: Randle (10.3)
Assists: An. Harrison (3.5)
Blocks: Cauley-Stein (3.0)
Steals: Aa. Harrison (1.2)

2013-14 SCHEDULE

DATE	OPPONENT (TV)	TIME/RESULT
N. 3	USC Aiken (exhib.)	W, 84-72
N. 9	Longwood	W, 82-44
N. 12	at No. 23/25 Baylor \$ (ESPN)	L, 66-64
N. 17	at Clemson (ESPN3)	L, 71-57
N. 24	FIU (SPSO/FSCR)	W, 84-72
D. 6	at No. 9/11 Oklahoma State ! (ESPNU)	L, 79-52
D. 17	Manhattan	L, 86-68
D. 19	USC Upstate (SPSO/FSCR)	L, 74-68
D. 22	vs. Saint Mary's % (ESPNU)	W, 78-71
D. 23	Boise State % (ESPN2)	L, 80-54
D. 25	Akron % (ESPN2)	W, 69-59
D. 28	Akron (ESPN)	W, 78-45
D. 30	Marshall (CSS)	W, 92-65
J. 3	SC State (SPSO/FSCR)	W, 82-75
J. 8	at No. 10/11 Florida* (CSS)	L, 74-58
J. 11	LSU* (SECTV)	L, 71-68
J. 15	at Texas A&M* (SECTV)	L, 75-67
J. 18	Ole Miss* (FSN)	L, 75-74
J. 22	at Georgia* (SECTV)	L, 97-76
J. 25	at (RV/RV) Missouri* (SECTV)	L, 82-74
J. 29	Texas A&M* (ESPN3)	W, 80-52
F. 1	at Ole Miss* (SECTV)	L, 75-71
F. 5	Auburn* (ESPN3)	L, 79-74
F. 8	at Tennessee* (ESPNU)	L, 72-53
F. 13	Vanderbilt*	W, 65-59
F. 15	Alabama* (SECTV)	W, 67-66
F. 19	at Arkansas* (CSS)	L, 71-64
F. 22	Georgia* (SECTV)	L, 73-56
F. 26	at Auburn* (FSN)	L, 83-76
M. 1	Kentucky* (ESPN)	6 p.m.
M. 4	Florida* (ESPNU)	7 p.m.
M. 8	at Mississippi State* (SECTV)	4 p.m.
M.	at SEC Tournament (Atlanta, Ga.)	TBA

All home games in bold | All times listed Eastern
 * indicates SEC contest | + indicates exhibition | SPSO/FSCR - SportSouth/Fox Sports Carolinas | SECTV-SEC TV | CSS- CharterSports SE | FSN - Fox Sports | \$ - ESPN College Hoops Marathon (Waco, Texas) | ! - Big 12/SEC Challenge (Stillwater, Okla.) | % - Hawaiian Airlines Diamond Head Classic (Honolulu, HI.)

PROBABLE STARTERS

South Carolina	Ht.	Wt.	Yr.	Hometown	PPG	RPG	MPG
G - #0 Sindarius Thornwell	6-5	206	Fr.	Lancaster, S.C.	13.5	4.0	29.5
G - #1 Brenton Williams	5-11	172	Sr.	Kissimmee, Fla.	14.7	1.9	28.5
G - #10 Duane Notice	6-2	221	Fr.	Woodbridge, Ontario	7.5	2.7	24.6
F - #24 Michael Carrera	6-5	214	So.	Anzoategui, Venezuela	6.4	5.7	20.0
F - #25 Mindaugas Kacinas	6-7	210	So.	Klaipeda, Lithuania	5.2	4.8	22.8

Kentucky	Ht.	Wt.	Yr.	Hometown	PPG	RPG	MPG
G - #1 James Young	6-6	215	Fr.	Rochester Hills, Mich.	14.4	4.2	32.6
G - #2 Aaron Harrison	6-6	218	Fr.	Richmond, Texas	13.6	3.1	31.1
G - #5 Andrew Harrison	6-6	215	Fr.	Richmond, Texas	11.3	3.1	31.3
F - #15 Willie Cauley-Stein	7-0	244	So.	Olathe, Kan.	7.8	6.5	24.7
C - #30 Julius Randle	6-9	250	Fr.	Dallas, Texas	15.7	10.3	30.4

TODAY'S GAME

South Carolina will host its first of two ranked opponents in consecutive games as the Gamecocks welcome No. 17 Kentucky to Colonial Life Arena on Saturday night in the teams' only matchup this season. The Wildcats won last season's only meeting 77-55 in Lexington, Ky., on Feb. 5, 2013. Saturday's contest will broadcast on ESPN.



CAROLINA QUICK HITS

- South Carolina is in its 106th season of basketball.
- The Gamecocks are led by Frank Martin in his second year. Matt Figger is the associate head coach, and Perry Clark and Lamont Evans are assistant coaches. Andy Assaley is in his second year as the director of operations for the Gamecocks.
- The Gamecocks are in their 23rd season of competition in the Southeastern Conference in 2014. Carolina owns a 135-233 (.367) all-time record in SEC play.
- Frank Martin owns a 56-58 (.491) all-time record in conference play.
- A 26-point effort from senior guard Brenton Williams was not enough on the road as South Carolina shot 26.7 percent (8-30) in the first half before falling 83-67 to Auburn on Wednesday night. Sophomore forward Michael Carrera recorded a season-high 13 rebounds in the game.
- After being tied at the half with Georgia at 34-34 last Saturday afternoon, South Carolina went more than nine minutes without a field goal to start the second half and fell 73-56. Freshman guard Sindarius Thornwell led the Gamecocks with 18 points, while Williams added 16.
- Despite overcoming an 11-point halftime deficit late in the second half, South Carolina was unable to claim a lead in the final 20 minutes as they fell 71-64 at Arkansas. The Gamecocks countered the frenetic play with the hot-shooting of Williams who hit a career-high 11 field goals as he scored 29 points, going 6-of-13 from 3.
- For the first time since January of 2011, South Carolina won back-to-back conference games as the team topped Alabama 67-66. With the Crimson Tide battling back behind 25 second-half points from Trevor Releford to grab the lead, Thornwell led the charge for the Gamecocks, scoring or assisting on 15 of Carolina's final 17 points, including hitting two free throws to ice the game with five seconds left. The freshman led the Gamecocks with 22 points.
- For his efforts on the week, Thornwell was named Wayman Tisdale National Freshman of the Week and SEC Freshman of the Week after averaging 20.5 points, five rebounds and five assists in two games. It was his second Freshman of the Week honor from the conference this season, and first national honor.
- Despite being located in an area which sees little to no snowfall annually, South Carolina is 3-0 this season when there is snow on the ground in Columbia. (Jan. 29, Texas A&M; Feb. 13, Vanderbilt; Feb. 15, Alabama)



SOUTH CAROLINA GAMECOCKS

OVERALL: 10-18; SEC: 3-12; HOME: 8-6; AWAY: 0-11; NEUTRAL: 2-1

0		SINDARIUS THORNWELL - Fr. - G - 6-5 - 206 - Lancaster, S.C.	<table border="1"> <thead> <tr> <th>MIN</th> <th>PTS</th> <th>RBS</th> <th>AST</th> <th>FG%</th> <th>3FG%</th> <th>FT%</th> </tr> </thead> <tbody> <tr> <td>29.5</td> <td>13.5</td> <td>4.0</td> <td>2.9</td> <td>38.4</td> <td>32.5</td> <td>73.8</td> </tr> </tbody> </table>	MIN	PTS	RBS	AST	FG%	3FG%	FT%	29.5	13.5	4.0	2.9	38.4	32.5	73.8	<ul style="list-style-type: none"> • First-career double-double with teams highs 24 points, 11 rebounds vs. Ole Miss • Season high 26 pts. vs. Georgia (Feb. 22) • Posted career highs in assists (9) and steals (4) vs. Auburn (Feb. 5) • Scored or assisted on 15 of final 17 points in 67-66 win vs. Alabama • Leads SEC freshman in league games in scoring (15.8) and assists (4.0)
MIN	PTS	RBS	AST	FG%	3FG%	FT%												
29.5	13.5	4.0	2.9	38.4	32.5	73.8												
1		BRENTON WILLIAMS - Sr. - G - 5-11 - 172 - Kissimmee, Fla.	<table border="1"> <thead> <tr> <th>MIN</th> <th>PTS</th> <th>RBS</th> <th>AST</th> <th>FG%</th> <th>3FG%</th> <th>FT%</th> </tr> </thead> <tbody> <tr> <td>28.5</td> <td>14.7</td> <td>1.9</td> <td>1.3</td> <td>43.8</td> <td>43.5</td> <td>95.6</td> </tr> </tbody> </table>	MIN	PTS	RBS	AST	FG%	3FG%	FT%	28.5	14.7	1.9	1.3	43.8	43.5	95.6	<ul style="list-style-type: none"> • Holds South Carolina record for consecutive free throws made with 50, missed first free throw since Feb. 28, 2013, vs. LSU on Jan. 11 • Season high 32 pts at Mizzou, career high 7 3s • Has recorded 23-plus points in five SEC games • Leads nation in free throw percentage at .956 (87-91)
MIN	PTS	RBS	AST	FG%	3FG%	FT%												
28.5	14.7	1.9	1.3	43.8	43.5	95.6												
4		TYRONE JOHNSON - Jr. - G - 6-3 - 194 - Plainfield, N.J.	<table border="1"> <thead> <tr> <th>MIN</th> <th>PTS</th> <th>RBS</th> <th>AST</th> <th>FG%</th> <th>3FG%</th> <th>FT%</th> </tr> </thead> <tbody> <tr> <td>26.9</td> <td>11.2</td> <td>2.9</td> <td>3.4</td> <td>39.1</td> <td>42.1</td> <td>75.3</td> </tr> </tbody> </table>	MIN	PTS	RBS	AST	FG%	3FG%	FT%	26.9	11.2	2.9	3.4	39.1	42.1	75.3	<ul style="list-style-type: none"> • 17 points in win vs. SC State, 5-of-7 from foul line/3-of-5 from line in final 5 min. • Scored 15 points vs. LSU off bench/6th game this season with 15+ points • Suffered right foot fracture at Texas A&M, which required surgery. Johnson is out indefinitely.
MIN	PTS	RBS	AST	FG%	3FG%	FT%												
26.9	11.2	2.9	3.4	39.1	42.1	75.3												
5		JAYLEN SHAW - Fr. - G - 6-0 - 182 - Hartsville, S.C.	<table border="1"> <thead> <tr> <th>MIN</th> <th>PTS</th> <th>RBS</th> <th>AST</th> <th>FG%</th> <th>3FG%</th> <th>FT%</th> </tr> </thead> <tbody> <tr> <td>10.1</td> <td>3.3</td> <td>0.5</td> <td>1.2</td> <td>42.9</td> <td>42.9</td> <td>87.0</td> </tr> </tbody> </table>	MIN	PTS	RBS	AST	FG%	3FG%	FT%	10.1	3.3	0.5	1.2	42.9	42.9	87.0	<ul style="list-style-type: none"> • Burst onto the scene, scoring 16 points off the bench, hitting 6-of-10 attempts overall and 4-of-7 from 3-point range in win vs. FIU; also five assists in 26 min. • 9 points and three assists in 24 minutes vs. Ole Miss (Jan. 18) • 12 points at Georgia/two steals
MIN	PTS	RBS	AST	FG%	3FG%	FT%												
10.1	3.3	0.5	1.2	42.9	42.9	87.0												
10		DUANE NOTICE - Fr. - G - 6-2 - 221 - Woodbridge, Ontario	<table border="1"> <thead> <tr> <th>MIN</th> <th>PTS</th> <th>RBS</th> <th>AST</th> <th>FG%</th> <th>3FG%</th> <th>FT%</th> </tr> </thead> <tbody> <tr> <td>24.6</td> <td>7.5</td> <td>2.7</td> <td>2.9</td> <td>40.5</td> <td>29.3</td> <td>68.6</td> </tr> </tbody> </table>	MIN	PTS	RBS	AST	FG%	3FG%	FT%	24.6	7.5	2.7	2.9	40.5	29.3	68.6	<ul style="list-style-type: none"> • Scored four points, with four assists and three rebounds vs. Ole Miss (Jan. 18) • Will assume the majority of point guard duties with the injury to Johnson • Set career high with 19 points vs. Texas A&M (Jan. 29) • Dished six assists in 67-66 win vs. Alabama • Recorded five assists at Auburn (Feb. 26)
MIN	PTS	RBS	AST	FG%	3FG%	FT%												
24.6	7.5	2.7	2.9	40.5	29.3	68.6												
12		AUSTIN CONSTABLE - So. - G - 5-11 - 180 - West Chester, Pa.	<table border="1"> <thead> <tr> <th>MIN</th> <th>PTS</th> <th>RBS</th> <th>AST</th> <th>FG%</th> <th>3FG%</th> <th>FT%</th> </tr> </thead> <tbody> <tr> <td>2.0</td> <td>0.0</td> <td>0.0</td> <td>0.0</td> <td>0.0</td> <td>0.0</td> <td>0.0</td> </tr> </tbody> </table>	MIN	PTS	RBS	AST	FG%	3FG%	FT%	2.0	0.0	0.0	0.0	0.0	0.0	0.0	<ul style="list-style-type: none"> • Walk-on guard who saw limited action last season as a freshman • 1,000-point scorer during high school career at Henderson High School • Saw action late vs. Akron on Dec. 28, vs. Marshall on Dec. 30 and vs. Texas A&M on Jan 29
MIN	PTS	RBS	AST	FG%	3FG%	FT%												
2.0	0.0	0.0	0.0	0.0	0.0	0.0												
14		LAIMONAS CHATKEVICIUS - So. - F - 6-11 - 250 - Klaipeda, Lithuania	<table border="1"> <thead> <tr> <th>MIN</th> <th>PTS</th> <th>RBS</th> <th>BLK</th> <th>FG%</th> <th>3FG%</th> <th>FT%</th> </tr> </thead> <tbody> <tr> <td>11.7</td> <td>4.2</td> <td>3.5</td> <td>0.6</td> <td>61.4</td> <td>0.0</td> <td>52.4</td> </tr> </tbody> </table>	MIN	PTS	RBS	BLK	FG%	3FG%	FT%	11.7	4.2	3.5	0.6	61.4	0.0	52.4	<ul style="list-style-type: none"> • First start of the season vs. Ole Miss/12 points, two blocks • Collected team high six rebounds in 15 minutes at Georgia • Tied career high with 12 points vs. Texas A&M • Has pulled down at least five rebounds in six of last 11 games
MIN	PTS	RBS	BLK	FG%	3FG%	FT%												
11.7	4.2	3.5	0.6	61.4	0.0	52.4												
15		REGGIE THEUS JR. - Fr. - F - 6-6 - 210 - Los Angeles, Calif.	<table border="1"> <thead> <tr> <th>MIN</th> <th>PTS</th> <th>RBS</th> <th>AST</th> <th>FG%</th> <th>3FG%</th> <th>FT%</th> </tr> </thead> <tbody> <tr> <td>3.8</td> <td>0.7</td> <td>0.7</td> <td>0.1</td> <td>28.6</td> <td>0.0</td> <td>25.0</td> </tr> </tbody> </table>	MIN	PTS	RBS	AST	FG%	3FG%	FT%	3.8	0.7	0.7	0.1	28.6	0.0	25.0	<ul style="list-style-type: none"> • Son of Reggie Theus, current coach at Cal State Northridge, and former NBA All-Star • 3 points and 3 rebounds in win vs. Marshall • Saw action at Georgia, collecting one assist
MIN	PTS	RBS	AST	FG%	3FG%	FT%												
3.8	0.7	0.7	0.1	28.6	0.0	25.0												
20		JUSTIN MCKIE - Fr. - G - 6-4 - 195 - Columbia, S.C.	<table border="1"> <thead> <tr> <th>MIN</th> <th>PTS</th> <th>RBS</th> <th>BLK</th> <th>FG%</th> <th>3FG%</th> <th>FT%</th> </tr> </thead> <tbody> <tr> <td>5.0</td> <td>0.6</td> <td>1.1</td> <td>0.0</td> <td>17.6</td> <td>12.5</td> <td>50.0</td> </tr> </tbody> </table>	MIN	PTS	RBS	BLK	FG%	3FG%	FT%	5.0	0.6	1.1	0.0	17.6	12.5	50.0	<ul style="list-style-type: none"> • Son of Gamecock great BJ McKie • Played a season high 11 minutes at Texas A&M (Jan.15), scoring five points, collecting three rebounds and a steal • Grabbed four rebounds vs. Texas A&M (Jan. 29)
MIN	PTS	RBS	BLK	FG%	3FG%	FT%												
5.0	0.6	1.1	0.0	17.6	12.5	50.0												
21		DEMETRIUS HENRY - Fr. - F - 6-9 - 215 - Miami, Fla.	<table border="1"> <thead> <tr> <th>MIN</th> <th>PTS</th> <th>RBS</th> <th>BLK</th> <th>FG%</th> <th>3FG%</th> <th>FT%</th> </tr> </thead> <tbody> <tr> <td>18.6</td> <td>4.4</td> <td>3.5</td> <td>0.7</td> <td>42.2</td> <td>0.0</td> <td>22.9</td> </tr> </tbody> </table>	MIN	PTS	RBS	BLK	FG%	3FG%	FT%	18.6	4.4	3.5	0.7	42.2	0.0	22.9	<ul style="list-style-type: none"> • Recorded first career double-double vs. SC State (10 points, 11 rebounds) • Struggling with fouls in league play, collected 5 rebounds at Georgia • 3 points, 3 rebounds at Mizzou • Grabbed six rebounds vs. Vanderbilt
MIN	PTS	RBS	BLK	FG%	3FG%	FT%												
18.6	4.4	3.5	0.7	42.2	0.0	22.9												
23		BRUCE ELLINGTON - Sr. - G - 5-9 - 196 - Moncks Corner, S.C.	<table border="1"> <thead> <tr> <th>MIN</th> <th>PTS</th> <th>RBS</th> <th>AST</th> <th>FG%</th> <th>3FG%</th> <th>FT%</th> </tr> </thead> <tbody> <tr> <td>23.0</td> <td>5.7</td> <td>1.3</td> <td>1.7</td> <td>28.6</td> <td>23.1</td> <td>1.000</td> </tr> </tbody> </table>	MIN	PTS	RBS	AST	FG%	3FG%	FT%	23.0	5.7	1.3	1.7	28.6	23.1	1.000	<ul style="list-style-type: none"> • Declared for the NFL Draft and will not complete his senior season with the Gamecock basketball team. 80 career games played, 66 starts.. Scored 893 points for an 11.3 points per game average.. Averaged 3.0 assists, 2.7 rebounds and 1.0 steals in 30.4 minutes per game.
MIN	PTS	RBS	AST	FG%	3FG%	FT%												
23.0	5.7	1.3	1.7	28.6	23.1	1.000												
24		MICHAEL CARRERA - So. - F - 6-5 - 212 - Anzoategui, Venezuela	<table border="1"> <thead> <tr> <th>MIN</th> <th>PTS</th> <th>RBS</th> <th>BLK</th> <th>FG%</th> <th>3FG%</th> <th>FT%</th> </tr> </thead> <tbody> <tr> <td>20.0</td> <td>6.4</td> <td>5.7</td> <td>1.0</td> <td>40.6</td> <td>22.7</td> <td>64.6</td> </tr> </tbody> </table>	MIN	PTS	RBS	BLK	FG%	3FG%	FT%	20.0	6.4	5.7	1.0	40.6	22.7	64.6	<ul style="list-style-type: none"> • 7 points and career high 4 steals in 11 minutes at Texas A&M • 8 points, 6 rebounds and 3 steals vs. Ole Miss • 6th-career double-double with 16 points, game high 11 rebs. at Mizzou • Grabbed 12 rebounds vs. Georgia (Feb. 22) • Pulled down a season-high 13 rebounds at Auburn (Feb. 26)
MIN	PTS	RBS	BLK	FG%	3FG%	FT%												
20.0	6.4	5.7	1.0	40.6	22.7	64.6												
25		MINDAUGAS KACINAS - So. - F - 6-7 - 210 - Klaipeda, Lithuania	<table border="1"> <thead> <tr> <th>MIN</th> <th>PTS</th> <th>RBS</th> <th>BLK</th> <th>FG%</th> <th>3FG%</th> <th>FT%</th> </tr> </thead> <tbody> <tr> <td>22.8</td> <td>5.2</td> <td>4.8</td> <td>0.7</td> <td>53.6</td> <td>0.0</td> <td>65.1</td> </tr> </tbody> </table>	MIN	PTS	RBS	BLK	FG%	3FG%	FT%	22.8	5.2	4.8	0.7	53.6	0.0	65.1	<ul style="list-style-type: none"> • First double-double of the season with 13 points, 12 rebounds at Clemson • 11 points, 5-of-5 from free throw line, vs. Akron on Dec. 28 • Posted a season high 14 points to go with 6 rebounds vs. Auburn • Scored key late tip-in to vs. Alabama to give Gamecocks a one-point lead • Scored 10 points at Auburn (Feb. 26)
MIN	PTS	RBS	BLK	FG%	3FG%	FT%												
22.8	5.2	4.8	0.7	53.6	0.0	65.1												
32		DESMOND RINGER - Fr. - F - 6-9 - 255 - McDonough, Ga.	<table border="1"> <thead> <tr> <th>MIN</th> <th>PTS</th> <th>RBS</th> <th>BLK</th> <th>FG%</th> <th>3FG%</th> <th>FT%</th> </tr> </thead> <tbody> <tr> <td>11.4</td> <td>2.5</td> <td>2.2</td> <td>0.2</td> <td>41.9</td> <td>0.0</td> <td>64.7</td> </tr> </tbody> </table>	MIN	PTS	RBS	BLK	FG%	3FG%	FT%	11.4	2.5	2.2	0.2	41.9	0.0	64.7	<ul style="list-style-type: none"> • 7 points, four rebounds at Florida • Solid at A&M, season high 9 points, matched season high 7 rebs./2 assists • Earned first-career start vs. Ole Miss (Jan. 18)
MIN	PTS	RBS	BLK	FG%	3FG%	FT%												
11.4	2.5	2.2	0.2	41.9	0.0	64.7												
35		BRIAN STEELE - So. - F - 6-5 - 200 - Greenville, S.C.	<table border="1"> <thead> <tr> <th>MIN</th> <th>PTS</th> <th>RBS</th> <th>AST</th> <th>FG%</th> <th>3FG%</th> <th>FT%</th> </tr> </thead> <tbody> <tr> <td>9.2</td> <td>2.3</td> <td>1.0</td> <td>0.6</td> <td>36.1</td> <td>34.8</td> <td>50.0</td> </tr> </tbody> </table>	MIN	PTS	RBS	AST	FG%	3FG%	FT%	9.2	2.3	1.0	0.6	36.1	34.8	50.0	<ul style="list-style-type: none"> • Recorded 7 points in a career-high 26 minutes at Tennessee • Career-high 8 points vs. Georgia (Feb. 22) • Career-high 3 assists and season-high four rebounds at Auburn (Feb. 26)
MIN	PTS	RBS	AST	FG%	3FG%	FT%												
9.2	2.3	1.0	0.6	36.1	34.8	50.0												

INTERVIEW POLICIES

All interview requests must be made in advance to SID Emily Feeney in the South Carolina Media Relations Office. Beginning with the start of practice in October, Feeney will release a weekly coach and student-athlete availability schedule to media on Mondays.

Post-Game Interview Policy: After each home game, the visiting coach will address the media first, followed by South Carolina student-athletes then South Carolina head coach Frank Martin. (Depending on deadline, this may be altered on a game-by-game basis).


Road Interview Policy: Interviews with Coach Martin while on the road will be scheduled according to the home post-game media procedure. No student-athlete interviews are allowed until after the game once the team leaves Columbia.

All interviews are to be coordinated through the Media Relations Office. This allows the staff to arrange the interview when it best suits the student-athlete's and the reporter's schedules. Please contact the Media Relations Office in advance to make your interview requests. Media are not permitted to contact student-athletes on their own at any time.

All interviews will take place at the designated media interview site for that day as listed in the weekly availability schedule or in the Media Relations Office.

Dormitory, apartment and cell phone numbers for student-athletes will not be provided to the media. Should you need to conduct a telephone interview with a student-athlete, a call will be placed to you from the student-athlete at a mutually agreeable time.

SOUTH CAROLINA MEDIA RELATIONS



Emily Feeney, primary contact
Associate Director
cell: 803-727-3284
e-mail: efeeney@mailbox.sc.edu
Twitter: @EmilyFeeneySID

Website: www.GamecocksOnline.com

Facebook: www.Facebook.com/gamecocksonline

Twitter: @GamecockMBB

STAT COMPARISON

	SC	UK
Record	10-18	21-7
Conference Record	3-12	11-4
Current Streak	L3	L1
Scoring Avg.	69.4	77.8
Opponent Scoring Avg.	71.1	67.0
Scoring Margin	-1.7	+10.8
Field Goal %	.422	.462
Opponent Field Goal %	.443	.397
3-Point Field Goal %	.368	.321
Opponent 3-Point Field Goal %	.329	.304
3-Point Field Goal Made PG	5.6	5.0
3-Point Field Goal Attempts PG	15.1	15.5
Free Throw %	.704	.321
Opponent Free Throw %	.681	.304
Rebounding Avg.	35.0	41.6
Opponent Rebounding Avg.	32.2	31.7
Rebounding Margin	+2.8	+9.9
Turnovers Avg.	14.4	12.4
Opponent Turnover Avg.	13.6	11.4
Assists Avg.	12.5	11.6
Blocks Avg.	3.9	6.4
Steals Avg.	6.3	4.8

WEEKLY MEDIA AVAILABILITY (FEB. 23-MARCH 1)

SUNDAY Feb. 23	MONDAY Feb. 24	TUESDAY Feb. 25	WEDNESDAY Feb. 26	THURSDAY Feb. 27	FRIDAY Feb. 28	SATURDAY March 1
No availability	No availability SEC Teleconference SC at 11:14	Martin Press Conference Noon CLAMedia Rm.	at Arkansas 9 p.m. FSN	No availability Frank Martin Carolina Calls 7 p.m. ET	No availability	vs. Kentucky 6 p.m. ESPN

* All practices are closed • please contact SID Emily Feeney for all media requests

A SOUTH CAROLINA WIN WOULD ...

- Be Carolina's first win over a ranked opponent since an 83-75 overtime victory over No. 22/24 Vanderbilt on Jan. 8, 2011 at Colonial Life Arena.
- Be the Gamecocks first win over Kentucky since defeating the No. 1 Wildcats 68-62 on Jan. 26, 2010 in Columbia.

■ In its second game of the season which took place with campus closed due to winter weather, the Gamecocks moved to 2-0 in such games, topping Vanderbilt last Thursday night, 65-59, after the contest was postponed for 20 hours after the original scheduled time. Thornwell led South Carolina with 19 points, six rebounds and six assists.

■ Against the Commodores, the Gamecocks grabbed a season-high 26 offensive rebounds en route to a 23-9 advantage in second-chance points. Five Carolina players recorded at least three offensive boards.

■ Carolina's game vs. Vanderbilt was the 2,500th game in program history.

■ A 23-point halftime deficit was too much to overcome as South Carolina was defeated 72-53 by Tennessee at Thompson-Boling Arena. Thornwell scored the Gamecocks first seven points and finished the day with a team-high 15 points and four steals.

■ After allowing Auburn to go on a 16-2 run early in the second half, the Gamecocks stormed back with an 18-2 run to level the game with under eight minutes to play, but the Gamecocks were unable to slow the Tigers down the stretch as they fell 79-74 at Colonial Life Arena. Williams led all scorers with 29 points on a season high 10 field goals, going 6-of-10 from beyond the arc. Despite only scoring eight points, Thornwell posted season highs in assists (9) and steals (4). Sophomore forward Mindaugas Kacinas added a season high 14 points and freshman guard Duane Notice chipped in 12 points.

■ South Carolina held a 15-point lead with just under 11 minutes to play at Ole Miss (Feb. 1), but a late run from the Rebels turned the game in the home team's favor as South Carolina fell 75-71 on Saturday. Senior guard Brenton Williams led all scorers with 23 points as he hit 5-of-8 from 3-point range. Thornwell added 20 points and a career high six assists.

■ The Gamecocks earned their first conference win of the season on Jan. 29 in an 80-52 win over Texas A&M, after holding a 20-point halftime lead. Freshman guards Duane Notice and Sindarius Thornwell paced the Gamecocks with 19 points, four rebounds and three assists apiece.

■ Carolina's defense held the Aggies to 35.6 percent shooting from the field, and did not allow a double-digit scorer for the first time this season.

■ It was announced on Jan. 16 that junior guard Tyrone Johnson suffered a right foot fracture in the Jan. 15 game at Texas A&M, which required surgery. Johnson is out indefinitely. The Plainfield, N.J., native has played in 16 contests this season for Carolina, averaging 11.2 points and a team best 3.4 assists per game. He tallied 11 double-figure scoring games and 11 games with at least three assists prior to his injury.

■ In this season's first meeting vs. Ole Miss, the Gamecocks held a 10-point lead at halftime, but the Rebels came back to out-score the Gamecocks 48-37 in the second half and claim a 75-74 win last Saturday at Colonial Life Arena. Freshman guard Sindarius Thornwell posted the first double-double of his career with teams highs of 24 points and 11 rebounds in

the game. Senior guard Brenton Williams did not hit a basket in the contest, but was a perfect 9-of-9 from the free throw line, including making three from the line with just six seconds to play to pull the Gamecocks within one of the Rebels at the time.

■ Senior guard Brenton Williams posted the second 30-point game of his career last Saturday at Missouri, hitting a career high seven 3s, while adding a perfect 9-of-9 mark from the free throw line. Williams scored 22 of those points and hit five 3s in the second half.

■ Despite 32 points from Williams and sophomore forward Michael Carrera's first double-double of the year with 16 points and 11 rebounds, South Carolina fell to 0-6 in league play with an 82-74 loss at Missouri on Jan. 25. The Gamecocks dished 12 assists, and committed just 11 turnovers, but poor shooting in the contest - 23-of-59 (39.0%) from the field - saw the home team post the win.

■ South Carolina suffered a 97-76 loss in SEC play on the road at Georgia on Jan. 22, despite a career high 26 points from freshman guard Sindarius Thornwell and 18 points Williams. South Carolina's bigs were in foul trouble the duration of the contest, with both Mindaugas Kacinas and Desmond Ringer on the bench with three fouls by the eight-minute mark of the opening half. Georgia also won the battle of the boards, out-rebounding the Gamecocks 39-27, including 13 on the offensive glass, which led to 15 second-chance points.

■ In overall games, South Carolina ranks first in 3-point field goal percentage (.368), fourth in offensive rebounds per game (13.4) and sixth in free throw percentage (.704).

■ Sophomore forward Laimonas Chatkevicius earned his first start of the 2013-14 campaign against Ole Miss and hit 6-of-7 attempts from the field to match his career high of 12 points in the game. He also blocked two shots and collected one steal. Freshman forward Desmond Ringer also earned the first start of his career in the game.

■ The Gamecocks suffered a 71-68 decision to visiting LSU in the SEC home opener last Saturday at Colonial Life Arena. The Gamecocks put together a 9-0 run late in the second half after trailing by as many as 14, but LSU was able to hold on for the victory. Freshman guard Sindarius Thornwell scored a season high 25 points on 9-of-13 shooting from the field and a 6-of-9 mark from the free throw line. Thornwell's 25-point effort marked the first time a Gamecock freshman has tallied 25 points in an SEC contest. He tallied 13 points in the first half alone. The Tigers out-rebounded the Gamecocks 42-32, the second-largest margin this season for a Carolina opponent in the category.

■ For his play during the opening week of league play vs. 10th-ranked Florida and LSU, Thornwell was named the SEC Freshman of the Week. He averaged 17.5 points and 4.5 rebounds, hitting 66.7 percent from the field in the two games. It is the first-career weekly honor for Thornwell.

■ Williams set a new South Carolina record for consecutive free throws made when he hit his lone attempt from the line for one of his 18 points vs. Marshall. Williams hit 50 straight free throws dating back to last season to hold the record. He missed his first free throw attempt of the season on Jan. 11

► ASSOCIATED PRESS TOP 25

Feb. 24, 2014

Rk.	Team	Record	Pts.
1	Florida (47)	25-2	1,606
2	Wichita State (14)	29-0	1,549
3	Arizona (4)	25-2	1,494
4	Syracuse	25-2	1,410
5	Kansas	21-6	1,310
6	Duke	22-6	1,286
7	Louisville	23-4	1,152
8	Villanova	24-3	1,113
9	Creighton	23-4	1,103
10	Saint Louis	25-2	1,047
11	Cincinnati	24-4	921
12	Virginia	23-5	909
13	San Diego State	23-3	886
14	Wisconsin	22-5	818
15	Iowa State	21-5	709
16	Michigan	19-7	653
17	Kentucky	21-6	629
18	Michigan State	22-6	552
19	North Carolina	20-7	440
20	Iowa	19-7	418
21	Memphis	21-6	288
22	Ohio State	22-6	253
23	Southern Methodist	22-6	155
24	Texas	20-7	129
25	New Mexico	21-5	113

Others receiving votes: Connecticut 81, UCLA 41, Oklahoma 35, Stephen F. Austin 11, Massachusetts 9, Gonzaga 2, Green Bay 2, North Carolina Central 1

Dropped from rankings: Connecticut 21, UCLA 23, Gonzaga 25

► ESPN/USA TODAY TOP 25

Feb. 24, 2014

Rk.	Team	Record	Pts.
1	Florida (24)	25-2	791
2	Wichita State (8)	29-0	771
3	Arizona	25-2	727
4	Louisville	23-4	660
5	Syracuse	25-2	625
6	Kansas	21-6	619
7	Duke	22-6	594
8	Saint Louis	25-2	563
9	Villanova	24-3	538
10	Creighton	23-4	514
11	Virginia	23-5	480
12	Cincinnati	24-4	460
13	San Diego State	23-3	452
14	Wisconsin	22-5	358
15	Kentucky	21-6	343
16	Michigan	19-7	315
17	Iowa State	21-5	291
18	Michigan State	22-6	275
19	Iowa	19-7	229
20	Ohio State	22-6	166
21	North Carolina	20-7	153
22	Memphis	21-6	124
23	Texas	20-7	102
24	Southern Methodist	22-6	57
25	Oklahoma	20-7	52

Others receiving votes: Connecticut 47, New Mexico 45, UCLA 15, Kansas State 9, Massachusetts 9, Stephen F. Austin 5, Pittsburgh 4, Gonzaga 3, Middle Tennessee 1, Baylor 1, Nebraska 1, Green Bay 1

Dropped from rankings: Connecticut 21, Gonzaga 22, UCLA 25



SOUTHEASTERN CONFERENCE STANDINGS

As of Feb. 28

Team	Conference	Overall
Florida	15-0	26-2
Kentucky	11-4	21-7
Georgia	10-5	16-11
Tennessee	8-7	17-11
Ole Miss	8-7	17-11
LSU	8-7	17-10
Arkansas	8-7	19-9
Vanderbilt	7-8	15-12
Missouri	7-8	19-9
Texas A&M	7-8	16-12
Auburn	5-10	13-13
Alabama	5-10	11-17
Mississippi State	3-12	13-15
South Carolina	3-12	10-18

COACHES TELECONFERENCE

The weekly SEC men's basketball coaches teleconference will be held every Monday beginning Monday, Jan. 6 through Monday, March 10. The 14 Southeastern Conference men's head basketball coaches will be featured from 10:00 - 11:38 a.m. (CT).

Media representatives wishing to participate in the teleconference should contact the SEC Media Relations Department for further details. Each coach will appear on the teleconference for seven minutes, according to the following schedule:

ORDER OF APPEARANCE

(All Times Eastern)

11:00 a.m.	Kevin Stallings, Vanderbilt
11:07 a.m.	Billy Donovan, Florida
11:14 a.m.	Frank Martin, South Carolina
11:21 a.m.	Mark Fox, Georgia
11:28 a.m.	Johnny Jones, LSU
11:35 a.m.	John Calipari, Kentucky
11:42 a.m.	Cuonzo Martin, Tennessee
11:49 a.m.	Mike Anderson, Arkansas
11:56 a.m.	Anthony Grant, Alabama
12:03 a.m.	Tony Barbee, Auburn
12:10 a.m.	Andy Kennedy, Ole Miss
12:17 a.m.	Rick Ray, Miss. State
12:24 a.m.	Frank Haith, Missouri
12:31 a.m.	Billy Kennedy, Texas A&M

In addition, the SEC men's basketball teams who make it to postseason will be on a teleconference on Monday, March 17 beginning at 11:00 a.m. ET.

All SEC basketball teleconferences can be listened to on the internet at www.secsports.com shortly after the conclusion of the teleconference

SOUTH CAROLINA BENCH PRODUCTION

GAME	SC-OPP	DIFF.	SC HIGH BENCH SCORER
Longwood	30-18	+12	Williams, 14
@Baylor	17-36	-19	Williams, 12
@Clemson	18-34	-16	Carrera, 9
FIU	32-18	+14	Shaw/Williams, 16
@Okla. St.	20-19	+1	Shaw, 13
Manhattan	21-24	-3	Carrera, 10
USC Upstate	21-26	-5	Williams, 8
vs. Saint Mary's	26-5	+21	Chatkevicius, 12
vs. Boise State	29-27	+2	Williams, 14
vs. Akron	26-25	+1	Johnson/Carrera, 10
Akron	24-33	-9	Carrera, 13
Marshall	42-21	+21	Johnson, 18
SC State	29-30	-1	Johnson, 17
@Florida	22-15	+7	Johnson, 12
LSU	28-30	-2	Johnson, 15
@Texas A&M	29-35	-6	Ringer, 9
Ole Miss	23-28	-5	Shaw, 9
@Georgia	17-39	-22	Shaw, 12
@Missouri	7-6	+1	Chatkevicius, 4
Texas A&M	13-18	-5	Chatkevicius, 12
@Ole Miss	11-15	-4	Kacinas, 7
Auburn	14-6	+8	Kacinas, 14
@Tennessee	19-13	+6	Steele, 7
Vanderbilt	11-2	+9	Chatkevicius, 7
Alabama	17-15	+2	Shaw, 8
@Arkansas	7-21	-14	Steele, 3
Georgia	13-13	0	Steele, 8
@Auburn	21-18	+3	Notice, 8
Kentucky			
Florida			
@Miss. St.			
SEC Tourney			
NCAA Tourney			

SPECIALTY STATS

(PP) points in paint; (OT) points off turnovers; (2nd) second chance points; (FB) fast break points

(South Carolina-Opponent)

GAME	PP	OT	2ND	FB
Longwood	36-18	19-9	11-10	14-0
@Baylor	22-20	19-4	5-16	2-0
@Clemson	40-26	10-13	15-8	4-4
FIU	34-32	13-11	10-8	21-10
@Okla. St.	16-32	11-33	9-19	9-10
Manhattan	34-32	21-22	11-15	6-12
USC Upstate	26-34	19-14	11-10	14-12
vs. Saint Mary's	40-28	15-10	8-4	0-0
vs. Boise State	22-40	2-20	7-8	0-0
vs. Akron	46-28	20-10	8-11	0-0
Akron	36-14	23-5	18-8	7-2
Marshall	54-28	21-12	18-4	16-6
SC State	26-40	10-15	13-20	6-10
@Florida	16-40	13-22	3-2	5-20
LSU	26-24	13-19	6-10	8-2
@Texas A&M	28-26	10-18	15-12	4-8
Ole Miss	30-28	19-19	11-10	6-6
@Georgia	22-32	15-14	4-15	0-4
@Missouri	16-34	14-12	11-11	4-12
Texas A&M	30-20	24-17	8-4	11-10
@Ole Miss	28-24	12-23	12-12	2-6
Auburn	40-36	12-16	14-16	12-17
@Tennessee	28-38	12-20	7-13	8-8
Vanderbilt	36-34	7-13	23-9	4-6
Alabama	32-16	6-12	6-2	15-6
@Arkansas	28-24	14-23	14-17	8-15
Georgia	12-24	9-9	10-8	9-6
@Auburn	26-30	14-22	9-5	2-4
Kentucky				
Florida				
@Miss. St.				
SEC Tourney				
NCAA Tourney				
SC Total	830	401	298	212
SC Average	29.6	14.3	10.6	7.6
Opp Total	802	437	287	196
Opp Average	28.6	15.6	10.3	7.0

UNIVERSITY INFORMATION

Location Columbia, S.C.
 Founded 1801
 Enrollment 31,288
 Nickname Gamecocks
 Colors Garnet (PMS 202) and Black
 National Affiliation NCAA Division I
 Conference Southeastern (SEC)
 Athletics Web Address www.GamecocksOnline.com
 University Web Address www.sc.edu
 President Dr. Harris Pastides
 NCAA Representative Dr. Zach Kelehear
 Athletics Director Ray Tanner
 Basketball Administrator/Chief Operating Officer Kevin O'Connell

BASKETBALL STAFF/INFORMATION

Head Coach Frank Martin
 Alma Mater Florida International, '93
 Record At South Carolina/Seasons 24-36 (.400), 2nd Season
 Overall Record/Seasons 141-90 (.610), 7th season
 Assoc. Head Coach/Recruiting Coord. . Matt Figger (Eastern Kentucky, '95)
 Assistant Coach Perry Clark (Gettysburg, '74)
 Assistant Coach Lamont Evans (Kansas State, '09)
 Director of Basketball Operations Andy Assaley (Cincinnati, '96)
 Strength & Conditioning Scott Greenawalt (Muskingum College, '98)
 Athletic Trainer Mark Rodger (Buffalo, '01)
 Grad. Student Mgr./Student-Athlete Dev. Doug Edwards (Florida State, '07)
 Associate Media Relations Director Emily Feeney (Ball State, '03)
 Home Arena Colonial Life Arena
 Capacity 18,000
 Arena General Manager Lexi Boone
 Press Row Phone Number 803-777-6182
 Team Twitter Account: @GamecockMBB
 Coach Martin Twitter Account: @FrankMartin_SC

BASKETBALL HISTORY

First Year of Basketball 1908
 All-Time Record 1,321-1,182-1 (.528)
 Overall Postseason Record 25-18
 NCAA Tournament Appearances 1971, 1972, 1973, 1974, 1989, 1997,
 1998, 2004
 NCAA Tournament Record 4-9
 Last NCAA Tournament Appearance 2004, L vs. Memphis, 59-43
 NIT Appearances 1969, 1975, 1978, 1983, 1991, 1996,
 2001, 2002, 2005, 2006, 2009
 NIT Record 21-9
 NIT Champion 2005, 2006
 Last NIT Appearance 2009, L vs. Davidson, 70-63
 Conference Championships/Titles SoCon Regular Season (1927, 1933, 1934,
 1945); SoCon Tournament Champion (1933); ACC Regular Season (1970);
 ACC Champion (1971); SEC Regular Season (1997); SEC East Division Co-
 Champions (2009)

TEAM INFORMATION

2012-13 Record 14-18
 Southeastern Conference Record/Finish 4-14/12th
 Postseason None
 Letterwinners Returning/Lost 7/6
 Starters Returning/Lost 3/2
**based on final game starters from 2012-13 season*
 Newcomers 8
 Roster Breakdown 7 freshmen, 5 sophomores, 2 juniors, 2 seniors



HEAD COACH FRANK MARTIN

COACHING CAREER

KANSAS STATE (2007-12)

2007-08	21-12	NCAA, 2nd Round
2008-09	22-12	NIT, 2nd Round
2009-10	29-8	NCAA, Elite Eight
2010-11	23-11	NCAA, 3rd Round
2011-12	22-11	NCAA, 3rd Round
5 years	117-54 (.684)	7-5 postseason record

SOUTH CAROLINA (2012-PRESENT)

2012-13	14-18	-
2013-14	10-18	-
2nd year	24-36 (.400)	
Career Total	141-90 (.610)	



COACHING

EXPERIENCE

29th season

COLLEGE EXPERIENCE

14th season

COLLEGE HEAD COACH EXPERIENCE

7th season

HIRE DATE AT CAROLINA

March 27, 2012

PERSONAL

HOMETOWN

Miami, Fla.

ALMA MATER

Florida International, 1993 (B.A. Physical Education)

FAMILY

Wife, Anya

Children, Brandon, Amalia and Christian

COACHING RESUME

HIGH SCHOOL

Miami Senior High, 1985-93

Varsity Boys' Assistant Coach

Junior Varsity Boys' Head Coach

North Miami High, Head Coach, 1993-95

Miami Senior High, Head Coach, 1995-98

B.T. Washington High, Head Coach, 1999-2000

COLLEGE ASSISTANT COACH

Northeastern, 2000-04

Cincinnati, 2004-06

Kansas State, 2006-07

COLLEGE HEAD COACH

Kansas State, 2007-12

South Carolina, 2012-present

vs. LSU. He broke a record held by John Roche since the 1969-70 campaign.

■ South Carolina snapped a three-game losing streak when it earned an impressive 78-71 win over Saint Mary's on Dec. 22 in the opening round of the Hawaiian Airlines Diamond Head Classic in Honolulu. Four Gamecocks scored in double-figures, led by Johnson's 16 points. Freshman guard Sindarius Thornwell added 13, Notice netted a then-season high 11 and sophomore forward Laimonas Chatkevicius posted a career high 12, including 11 in the second half.

■ The Gamecocks shot 58.3 percent (28-48) from the field vs. Saint Mary's, the best percentage for Carolina this season, and the best percentage from the floor since hitting 57.7 percent last season in a win vs. Arkansas on Jan. 26, 2013.

■ The Gamecocks will hold a young roster this season, welcoming seven freshmen to Columbia in forwards Demetrius Henry, Desmond Ringer, Reggie Theus Jr., and guards Duane Notice, Justin McKie, Jaylen Shaw and Sindarius Thornwell. Transfer guard Ty Johnson joined the program last January via Villanova.

■ Johnson received word prior to the Nov. 9 season opener that he had been granted a waiver from the NCAA allowing him to compete effective immediately. Johnson has been eligible to practice since he transferred to South Carolina from Villanova in January 2013.

SCOUTING KENTUCKY

Kentucky enters Saturday's matchup with a 21-7 overall record, which includes an 11-4 mark in SEC games

... The Wildcats are 5-3 away from Rupp Arena this season, dropping games to Arkansas and LSU in overtime ... Kentucky features four freshman in its starting lineup which includes Wooden Award midseason candidate Julius Randle ... The freshman leads the Wildcats by averaging a double-double with 15.7 points and 10.3 rebounds per game ... The Harrison twins, Aaron and Andrew have been a dynamic backcourt duo as Andrew leads the team in assists at 3.5 per game while adding 11.3 points per game, and Aaron pours in 13.6 per game and leads the team in steals with 1.2 per game ... Sophomore 7-footer Willie Cauley-Stein leads the SEC in blocks with 3.0 per game ... Kentucky ranks first in the conference in blocked shots (6.4), offensive rebounds (14.9), rebounding margin (+9.9), and second in the conference in scoring (77.8/g) and scoring margin (+10.8).

KENTUCKY SERIES

Saturday's meeting vs. Kentucky marks the 58th all-time meeting between the two schools ... The Tigers won the last meeting, 77-55, on Feb. 5, 2013 in Lexington, Ky., at Rupp Arena ... South Carolina has lost the previous six meets to the Kentucky, last defeating them on Jan. 26, 2010, 68-62, at Colonial Life Arena when the Wildcats were ranked No. 1 ... That was the last of three-straight wins for the Gamecocks over the Wildcats.

AMONG FRESHMEN IN THE SEC ...

Sindarius Thornwell is fourth in scoring (13.5), fifth in steals (1.07), third in assists (2.93), ninth in rebounds

(4.0) ... Demetrius Henry is 13th in rebounding (3.5) ... Duane Notice ranks fifth in assists (2.86) and 12th in scoring (7.5).

BY THE NUMBERS

- 2 - In SEC games, Sindarius Thornwell leads all freshmen in three categories: scoring (15.8) and assists (4.00).
- 4 - Senior guard Brenton Williams has hit at least four 3s in eight of 15 SEC games this season.
- 5 - The Gamecocks have won five of 14 games when the scoring margin is 10 points or less.
- 6 - In their last 12 games, the Gamecocks have recorded at least six 3s in all but three games during that stretch.
- 7 - Sophomore forward Michael Carrera has led Carolina in rebounding in eight of the last 11 games.
- 11 - Thornwell has recorded double-figures in 11 of 15 SEC games, including five with 20-plus points, tying B.J. McKie for the most by a South Carolina freshman in SEC games.
- 13 - Against Auburn, Carrera recorded a season-high 13 rebounds, two shy of his career high (15), and one above his previous season high (12) set four days earlier.
- 18 - Williams has recorded double-figures in 17 of his last 20 games.
- 35.7 - Since the injury to Tyrone Johnson on Jan. 15, Thornwell and Williams have stepped up their scoring numbers. The duo is averaging a combined 35.7 points in the last 12 games, 7.5 points above their combined season average.
- 37.4 - Since Johnson's injury, Thornwell has assumed much the team's point guard responsibilities and has thrived in the position as a dual-threat, accounting for at least 37.4 percent of the team's points by scoring on his own or distributing the ball. He is averaging 16.4 points and 4.6 assists in the last 12 games to go with 4.8 rebounds.
- 40x2 - Against Georgia, Thornwell became first South Carolina player to play all forty minutes in a game since Devan Downey vs. Tennessee on March 14, 2008. Four days later, Williams performed the same feat.
- 95.6 - Williams has hit 87-of-91 free throws this season, which ranks No. 1 in the nation.

TREND SETTING

Gamecock trends under Frank Martin ...

- South Carolina is 15-19 when posting at least six made 3s in a game.
- South Carolina hit a season high 10 3s in the Jan. 25 contest at Missouri, led by senior guard Brenton Williams' seven 3s in the contest.
- South Carolina is 18-13 when scoring more points in the paint than its opponent.
- South Carolina posted a season high 54 points in the paint vs. Marshall on Dec. 30
- South Carolina is 19-15 when holding its opponents to under 45 percent from the field.
- Longwood managed to hit just 22.8% of its attempts.
- South Carolina is 19-16 when out-rebounding its opponent.
- The Gamecocks out-rebounded each of their opponents at the Diamond Head Classic by an average of 3.3 rebounds per game.

UP NEXT

The Gamecocks are back home on Tuesday night for their second meeting of the season with No. 1 Florida. Game time is set for 7 p.m. ET, and the game will be broadcast on ESPN.

ELLINGTON DECLARES FOR DRAFT

University of South Carolina senior guard Bruce Ellington, also a junior wide receiver for the Gamecock football team, has declared for the NFL Draft, it was announced on Friday, Jan. 3. Ellington, who graduated in December, will begin preparing for the draft and will not complete his final season with the men's basketball team. Ellington concludes his career on the hardwood for the Garnet and Black with 80 career games played and 66 starts. He scored 893 points for an 11.3 points per game average. The Moncks Cor-

ner, S.C., native averaged 3.0 assists, 2.7 rebounds and 1.0 steals in 30.4 minutes per game. Ellington posted 39 double-figure scoring games in his career, including eight 20-point games and one 30-point effort, a career high 31 points at Furman during his freshman season of 2010-11.

SEC TOURNAMENT

Fresh off hosting the 2013 Final Four, the Georgia Dome will be the site for the 2014 SEC Tournament, March 12-16 in Atlanta. The Georgia Dome first hosted the tourney in 1995 and the 2014 event will mark the 11th time the venue has hosted the league's postseason tournament. The winner of the 13-game tournament receives the SEC's automatic bid to the NCAA Tournament. The tournament seeds are determined by the 18-game conference schedule during the regular season. Teams are seeded 1-14 based on their regular-season conference finish.

MARTIN'S STAFF BOASTS OVER 90 YEARS OF EXPERIENCE AT THE COLLEGE LEVEL

South Carolina head coach Frank Martin has a very experienced staff with him on the sideline this season. Perry Clark joins the team as an assistant coach with over 30 years of college coaching experience, including stops as the head coach at Tulane, Miami (Fla.) and Texas A&M-Corpus Christi. Former assistant Matt Figger was promoted to associate head coach during the offseason, and Lamont Evans returns for his second season as an assistant on Martin's staff in Columbia.

GAMECOCKS SIGN STROMAN AND BLANTON DURING FALL SIGNING PERIOD

University of South Carolina head men's basketball coach Frank Martin announced on Nov. 19 the signing of Marcus Stroman (G - 6-2 - 170 - Columbia, S.C./Keenan High School) and TeMarcus Blanton (G - 6-4 - 185 - Locust Grove, Georgia/Luella High School) to National Letters of Intent. The duo will join the Gamecocks for the 2014-15 campaign and both will have four years of eligibility beginning next fall. Below are brief comments from Coach Martin on each signee.

Martin on Blanton

"I'm extremely excited about TeMarcus Blanton. He is a 6-5 wing that is ultra-competitive on both ends of the floor. He fits exactly the kind of guard that we want to build our program around. He's a slasher, a defender and an athletic finisher that loves every opportunity that he gets to compete."

Martin on Stroman

"Marcus is a consummate point guard. He understands the position at his age as well as, if not better, than most. Every time I watch him play, I leave games thinking that the four guys with him are better than they actually are, because he is so good at making others look good. He is an ultra-competitive, hometown kid, who grew up a Gamecock fan, and we are extremely excited to have him become part of our program."

GAMECOCKS TO COMPETE IN 2014 CHARLESTON CLASSIC

The Charleston Classic presented by Gildan announced six of the eight-team field for the 2014 tournament to be held Thursday, Friday and Sunday, Nov. 20, 21 and 23, at TD Arena in Charleston, S.C. South Carolina will compete in the event for the second time, and for the first time since the 2009 campaign. The other participating teams announced are Akron, Cornell, Miami (Fla.), Penn State and Southern California. The final two teams will be announced at a later date. During the 2009 event, the Gamecocks defeated La Salle in the tournament's opening round, earned a win over USF to advance to the finals, and lost to Miami in the championship game. The 2014 Charleston Classic will feature a bracket format with 12 games over three days. Each team will compete in one game per day, advancing through the bracket. The two teams that remain undefeated throughout will face off in a championship game on the final day of competition.

LAST TIME VS. KENTUCKY

GAME 22 - KENTUCKY 77, SOUTH CAROLINA 55
FEB. 5, 2013 / RUPP ARENA / LEXINGTON, KY.

LEXINGTON, Ky. - South Carolina (12-10, 2-7 SEC) fell to Kentucky (16-6, 7-2 SEC) 77-55 in conference action Tuesday night. Despite limited minutes due to foul trouble, freshman forward Michael Carrera led the Gamecocks with 18 points and six rebounds, both were team highs.

Sophomore guard Damien Leonard also snatched a team-high six boards to go with his six points. Junior guard Bruce Ellington scored nine points on the night. Junior guard Brenton Williams recorded his first career SEC start. South Carolina only recorded seven turnovers in the contest, matching a season low previously set against Vanderbilt on Jan. 19.

Kentucky had five players reach double figures. Freshman forward Nerlens Noel notched a double-double with 10 points and 10 rebounds to go with his five blocks. Senior guard Julius Mays scored 15. Two freshmen added 13 apiece, forward Willie Cauley-Stein and guard Archie Goodwin. Sophomore guard Ryan Harrow added 12 for the Wildcats. South Carolina was able to convert 17 Wildcat turnovers into 16 points.

Facing a 7-0 deficit after missing their first four shots, the Gamecocks steadily climbed back into the game, scoring on the next four possessions. Carrera hit a jumper for the first South Carolina basket and drained a 3 after a Kentucky turnover. Junior guard Brian Richardson hit a 3 of his own to pull the Gamecocks to within three at 13-10. Carrera scored over Noel just before the first media timeout to make the score 15-12.

With 10:19 to go in the first half, Leonard hit streaking junior guard Eric Smith for a backdoor layup to give South Carolina an 18-17 lead. The basket prompted a Kentucky timeout.

South Carolina Merchandise & Gamecocks Apparel from the Official University of South Carolina Fan Shop. The Gamecocks did not record their first turnover until the 9:32 mark, but turned it over on their next three possessions, helping Kentucky take a 26-18 lead.

After the Kentucky called the timeout in response to the 18-17 South Carolina lead, the Wildcats went on a 28-6 run over the last 9:38 of the half to take a 45-24 lead into the locker room.

Ellington was relegated to the bench with foul trouble for most of the first half, logging only three minutes of action. Despite only playing seven minutes due to early fouls, Carrera was the Gamecocks' leading scorer, registering seven at the break.

With 14:24 on the clock, Carrera pulled the Gamecocks to within 15 with two free throws at 55-40, but Kentucky reasserted themselves, scoring 8 unanswered points during a 13-1 run. The streak put the Wildcats up 68-41 with 9:16 to go in the game.

Seven quick points on free throws from Leonard and Ellington to go with a 3 from junior forward RJ Slawson helped the Gamecocks close the gap to 18 at 70-52. Kentucky called a timeout with 4:30 on the clock to keep the South Carolina momentum at bay.

The Gamecocks could draw no closer and the Wildcats recorded the 77-55 win.

GAME 22



Official Basketball Box Score - Game Totals - Final Statistics
South Carolina vs Kentucky
02/05/13 9:00pm at Rupp Arena - Lexington, KY

South Carolina 55 • 12-10, 2-7

#	Player	Total			3-Ptr			Rebounds			PF	TP	A	TO	Blk	Stl	Min
		FG	FGA	FT	FTA	Off	Def	Total	Off	Def							
24	CARRERA, Michael	f	6-10	2-3	4-7	2	4	6	4	18	0	0	0	0	1	24	
30	JACKSON, Lakeem	f	1-5	0-0	0-0	0	3	3	3	2	0	0	0	2	0	28	
01	WILLIAMS, Brenton	g	1-5	0-3	2-2	0	0	0	0	4	1	0	0	0	18		
02	RICHARDSON, Brian	g	2-7	2-6	0-0	0	0	0	1	6	0	0	0	1	18		
23	ELLINGTON, Bruce	g	1-8	0-4	7-9	0	1	2	9	0	3	0	0	0	23		
05	SMITH, Eric	g	1-5	0-2	0-0	0	0	0	2	2	1	0	0	0	17		
14	CHATKIVICIUS, L.	g	2-6	0-0	0-2	1	2	3	4	4	0	1	0	0	13		
25	KACINAS, Mindaugas	g	0-4	0-1	1-2	1	2	3	1	0	0	0	2	15			
32	LEONARD, Damien	g	2-5	0-2	2-2	5	1	6	1	6	2	1	0	1	29		
33	SLAWSON, RJ	g	1-4	1-2	0-0	0	1	1	3	3	0	0	1	0	13		
55	PHILLIPS, Shane	g	0-0	0-0	0-0	0	0	0	0	0	0	0	1	0	2		
Team						0	2	2									
Totals			17-59	5-23	16-24	9	16	25	23	55	5	7	3	5	200		

FG % 1st Half:	9-32	28.1%	2nd half:	8-27	29.6%	Game:	17-59	28.8%	Deadball Rebounds	6
3FG % 1st Half:	3-13	23.1%	2nd half:	2-10	20.0%	Game:	5-23	21.7%		
FT % 1st Half:	3-6	50.0%	2nd half:	13-18	72.2%	Game:	16-24	66.7%		

Kentucky 77 • 16-6, 7-2

#	Player	Total			3-Ptr			Rebounds			PF	TP	A	TO	Blk	Stl	Min
		FG	FGA	FT	FTA	Off	Def	Total	Off	Def							
03	Noel, Nerlens	f	5-8	0-0	0-3	2	8	10	1	10	0	2	5	0	0	30	
22	Poythress, Alex	f	2-5	0-0	3-3	2	7	9	4	7	0	4	1	1	21		
10	Goodwin, Archie	g	3-8	0-1	7-12	1	4	5	3	13	3	3	1	1	33		
12	Harrow, Ryan	g	6-6	0-0	0-0	0	2	2	4	12	4	1	0	1	25		
34	Mays, Julius	g	4-5	4-5	3-3	0	1	1	2	15	4	2	0	0	32		
04	Hood, Jon	g	1-1	0-0	0-0	0	0	0	0	2	0	0	0	0	2		
05	Polson, Jarrod	g	0-0	0-0	0-0	0	2	2	0	2	2	0	0	0	11		
15	Cauley-Stein, Willie	g	5-7	0-0	3-5	1	5	6	2	13	0	0	2	0	22		
33	Wiltjer, Kyle	g	1-4	1-2	2-2	1	5	6	4	5	0	3	0	0	24		
Team						0	1	1									
Totals			27-44	5-8	18-28	7	35	42	20	77	13	17	9	3	200		

FG % 1st Half:	15-22	68.2%	2nd half:	12-22	54.5%	Game:	27-44	61.4%	Deadball Rebounds	4
3FG % 1st Half:	3-5	60.0%	2nd half:	2-3	66.7%	Game:	5-8	62.5%		
FT % 1st Half:	12-15	80.0%	2nd half:	6-13	46.2%	Game:	18-28	64.3%		

Officials: Anthony Jordan, John Cahill, Jamie Luckie
Technical fouls: South Carolina-None. Kentucky-None.
Attendance: 22559

Score by periods	1st	2nd	Total	In	Off	2nd	Fast
South Carolina	24	31	55	Points	Paint	T/O	Chance
Kentucky	45	32	77	SC	18	16	8
				UK	42	8	8

Last FG - SC 2nd-02:24, UK 2nd-01:12. Largest lead - SC by 1 1st-10:22, UK by 27 2nd-09:16. Score tied - 1 time. Lead changed - 2 times.

ROSTER BREAKDOWN

RETURNING STARTERS (3)

Michael Carrera
Brian Steele
Bruce Ellington
**based on final game of 2012-13 season*

RETURNING LETTERWINNERS (7)

Michael Carrera
Laimonas Chatkevicius
Austin Constable
Bruce Ellington
Mindaugas Kacinas
Brian Steele
Brenton Williams

GUARDS (8)

Austin Constable
Bruce Ellington
Tyrone Johnson
Justin McKie
Duane Notice
Jaylen Shaw
Sindarius Thornwell
Brenton Williams

FORWARDS (8)

Michael Carrera
Laimonas Chatkevicius
Carlton Geathers
Demetrius Henry
Mindaugas Kacinas
Desmond Ringer
Brian Steele
Reggie Theus Jr.

BY HEIGHT

Bruce Ellington, 5-9
Austin Constable, 5-11
Brenton Williams, 5-11
Jaylen Shaw, 6-0
Duane Notice, 6-2
Tyrone Johnson, 6-3
Justin McKie, 6-4
Michael Carrera, 6-5
Brian Steele, 6-5
Sindarius Thornwell, 6-5
Reggie Theus Jr., 6-6
Mindaugas Kacinas, 6-7
Demetrius Henry, 6-9
Desmond Ringer, 6-9
Carlton Geathers, 6-10
Laimonas Chatkevicius, 6-11

PRONUNCIATION

Justin MACK-ee
Lie-MOAN-us Ha-KEVA-chus
Min-DAWG-us Kye-chin-iss

2013-14 SOUTH CAROLINA ROSTER

ALPHABETICAL

No.	Name	Pos.	Ht.	Wt.	Cl.	Exp.	Hometown/High/Last School
24	Michael Carrera	F	6-5	214	SO	1VL	Anzoategui, Venezuela/Montrose Christian School
14	Laimonas Chatkevicius	F	6-11	250	SO	1VL	Klaipeda, Lithuania/South Kent School
12	Austin Constable	G	5-11	180	SO	1VL	West Chester, Pa./Henderson
23	Bruce Ellington	G	5-9	196	SR	3VL	Moncks Corner, S.C./Berkeley
45	Carlton Geathers	F	6-10	255	RS JR	1VL	Georgetown, S.C./Carvers Bay
21	Demetrius Henry	F/C	6-9	215	FR	HS	Miami, Fla./Faith Baptist Christian School
4	Tyrone Johnson	G	6-3	194	JR	1VL	Plainfield, N.J./Montrose Christian School/Villanova
25	Mindaugas Kacinas	F	6-7	210	SO	1VL	Klaipeda, Lithuania/Word of Life Fire Traditional School
20	Justin McKie	G	6-4	195	FR	HS	Columbia, S.C./Irmo
10	Duane Notice	G	6-2	221	FR	HS	Woodbridge, Canada/St. Thomas More (Oakdale, Conn.)
32	Desmond Ringer	F/C	6-9	255	FR	HS	McDonough, Ga./Eagle's Landing
5	Jaylen Shaw	G	6-0	182	FR	HS	Hartsville, S.C./Hartsville
35	Brian Steele	F	6-5	200	SO	1VL	Greenville, S.C./Wade Hampton School
15	Reggie Theus Jr.	F	6-6	210	FR	HS	Los Angeles, Calif./Fairfax
0	Sindarius Thornwell	G	6-5	206	FR	HS	Lancaster, S.C./Oak Hill Academy
1	Brenton Williams	G	5-11	172	SR	2VL	Kissimmee, Fla./Osceola High School/Santa Fe College

NUMERICAL

No.	Name	Pos.	Ht.	Wt.	Cl.	Exp.	Hometown/High/Last School
0	Sindarius Thornwell	G	6-5	206	FR	HS	Lancaster, S.C./Oak Hill Academy
1	Brenton Williams	G	5-11	172	SR	1VL	Kissimmee, Fla./Osceola High School/Santa Fe College
4	Tyrone Johnson	G	6-3	194	JR	1VL	Plainfield, N.J./Montrose Christian School/Villanova
5	Jaylen Shaw	G	6-0	182	FR	HS	Hartsville, S.C./Hartsville
10	Duane Notice	G	6-2	221	FR	HS	Woodbridge, Canada/St. Thomas More (Oakdale, Conn.)
12	Austin Constable	G	5-11	180	SO	HS	West Chester, Pa./Henderson
14	Laimonas Chatkevicius	F	6-11	250	SO	HS	Klaipeda, Lithuania/South Kent School
15	Reggie Theus Jr.	F	6-6	210	FR	HS	Los Angeles, Calif./Fairfax
20	Justin McKie	G	6-4	195	FR	HS	Columbia, S.C./Irmo
21	Demetrius Henry	F/C	6-9	215	FR	HS	Miami, Fla./Faith Baptist Christian School
23	Bruce Ellington	G	5-9	196	SR	2VL	Moncks Corner, S.C./Berkeley
24	Michael Carrera	F	6-5	214	SO	HS	Anzoategui, Venezuela/Montrose Christian School
25	Mindaugas Kacinas	F	6-7	210	SO	HS	Klaipeda, Lithuania/Word of Life Fire Traditional School
32	Desmond Ringer	F/C	6-9	255	FR	HS	McDonough, Ga./Eagle's Landing
35	Brian Steele	F	6-5	200	SO	HS	Greenville, S.C./Wade Hampton School
45	Carlton Geathers	F	6-10	255	RS JR	1VL	Georgetown, S.C./Carvers Bay

Head Coach: Frank Martin (Florida International, '93)

Associate Head Coach/Recruiting Coordinator: Matt Figger (Eastern Kentucky, '95)

Assistant Coach: Perry Clark (Gettysburg, '74)

Assistant Coach: Lamont Evans (Kansas State, '09)

Director of Basketball Operations: Andy Assaley (Cincinnati, '96)

Strength & Conditioning Coach: Scott Greenawalt (Muskingum College, '98)

Athletic Trainer: Mark Rodger (Buffalo, '01)

Graduate Student Manager/Student-Athlete Development: Doug Edwards (Florida State, '07)

TOP RETURNING...

Scorer	Williams, 11.0 ppg
Rebounder	Carrera, 7.2 rpg
Assist Maker	Ellington, 2.7 apg
FG Shooter	Kacinas, 51.8%
3-Point FG Shooter	Williams, 39.7%
FT Shooter	Williams, 84.2%
Shot Blocker	Carrera, 0.6 bpg
Steal Maker	Ellington, 1.3 spg

RADIO/TV SPOT CHART



#0

SINDARIUS THORNWELL

Fr. - G - 6-5 - 206
Lancaster, S.C.
Oak Hill Academy



#1

BRENTON WILLIAMS

Sr. - G - 5-11 - 172
Kissimmee, Fla.
Santa Fe College



#4

TYRONE JOHNSON


Jr. - G - 6-3 - 194
Plainfield, N.J.
Montrose Christian/
Villanova



#5

JAYLEN SHAW

Fr. - G - 6-0 - 182
Hartsville, S.C.
Hartsville



#10

DUANE NOTICE

Fr. - G - 6-2 - 221
Woodbridge, Ontario
St. Thomas More
(Oakdale, Conn.)



#12

AUSTIN CONSTABLE

So. - G - 5-11 - 180
West Chester, Pa.
Henderson



#14

LAIMONAS CHATKEVICIUS

So. - F - 6-11 - 250
Klaipeda, Lithuania
South Kent School
(South Kent, Conn.)



#15

REGGIE THEUS JR.


Fr. - F - 6-6 - 210
Los Angeles, Calif.
Fairfax



#20

JUSTIN MCKIE


Fr. - G - 6-4 - 195
Columbia, S.C.
Irmo



#21

DEMETRIUS HENRY

Fr. - F - 6-9 - 215
Miami, Fla.
Faith Baptist Christian
School



#23

BRUCE ELLINGTON

Sr. - G - 5-9 - 196
Moncks Corner, S.C.
Berkeley



#24

MICHAEL CARRERA


So. - F - 6-5 - 214
Anzoategui, Venezuela
Montrose Christian School



#25

MINDAUGAS KACINAS

So. - F - 6-7 - 210
Klaipeda, Lithuania
Word of Life Fire
Traditional School



#32

DESMOND RINGER

Fr. - F - 6-9 - 255
McDonough, Ga.
Eagle's Landing



#35

BRIAN STEELE


So. - F - 6-5 - 200
Greenville, S.C.
Wade Hampton School



#45

CARLTON GEATHERS

R-Jr. - F - 6-10 - 255
Georgetown, S.C.
Carvers Bay



FRANK MARTIN
Head Coach



MATT FIGGER
Assoc. Head Coach/
Recruiting Coordinator



PERRY CLARK
Assistant Coach



LAMONT EVANS
Assistant Coach



ANDY ASSALEY
Director of Basketball
Operations



SCOTT GREENAWALT
Strength & Conditioning
Coach



MARK RODGER
Athletic Trainer



DOUG EDWARDS
Student-Athlete
Development



EMILY FEENEY
Associate Director
Media Relations

GAMECOCKS RECORD WHEN ...

At home	8-6
On the road	0-11
At neutral sites	2-1
In overtime	0-0
vs. Top 25 team	0-3
vs. Top 10 team	0-2
vs. Top 3 team	0-0
Leading at half	8-5
Trailing at half	2-12
Tied at half	0-1
Shooting 50% or better	5-0
Shooting between 39-49%	4-11
Shooting less than 39%	1-7
Opp. shooting 50% or better	0-8
Opp. shooting between 39-49%	6-7
Opp. shooting less than 39%	4-3
Shooting better than opp.	9-2
Shooting worse then/equal to opp.	1-16
Starters out-score opp. starters	6-5
Opp. starters score/equal more	4-13
Bench out-scores opp. bench	7-7
Opp. bench scores/equals more	3-11
Having more FTs than opp.	5-3
Having equal/less FTs than opp.	5-15
Have more TOs than opp.	2-11
Having equal/less TOs than opp.	8-8
Having more rebounds than opp.	9-8
Having equal/less rebounds than opp.	1-10
Making 6 or more 3FGs	6-10
Having 15 or more assists	3-6
Having less than 15 assists	7-13
Score more points in paint than opp.	9-8
Scoring equal/less points in paint than opp.	1-10
Scoring more points off TOs than opp.	7-4
Scoring equal/less points off TOs than opp.	3-14
Scoring more 2nd-chance points than opp.	8-7
Scoring equal/less 2nd-chance points than opp.	2-12
Scoring more fast break points than opp.	6-3
Scoring equal/less fast break points than opp.	4-15
Wearing White uniforms	9-5
Wearing Garnet uniforms	1-5
Wearing Black uniforms	0-8
Wearing Gray uniforms	0-0
Playing on live TV	8-15
Playing in November	2-2
Playing in December	4-4
Playing in January	2-6
Playing in February	2-6
Playing in March	0-0
Playing a day-game	6-9
Playing a night-game	4-9
Playing on Sunday	2-1
Playing on a Monday	1-1
Playing on a Tuesday	0-2
Playing on a Wednesday	2-6
Playing on a Thursday	1-1
Playing on a Friday	1-1
Playing on a Saturday	3-6
Scoring margin is 5 points or less	1-5
Margin is between 6-10	4-4
Margin is between 11-20	1-6
Margin is more than 20	4-3
Scoring 59 points or less	0-5
Scoring 60-69 points	3-7
Scoring 70-79 points	2-4
Scoring 80-89 points	4-0
Scoring 90-99 points	1-0
Scoring 100+ points	0-0

MISCELLANEOUS

Current streak	L3
Home court streak	L1
Away streak	L11
Neutral court streak	W1

2013-14 SUPERLATIVES

(tied for team lead also included)

Scoring Leaders	'13-14	Career
Tyrone Johnson	5*	5*
Sindarius Thornwell	10	10
Mindaugas Kacinas	1	1
Jaylen Shaw	1	1
Brenton Williams	9	19
Duane Notice	2	2

Rebounding Leaders	'13-14	Career
Mindaugas Kacinas	8	11
Michael Carrera	11	24
Sindarius Thornwell	3	3
Demetrius Henry	2	2
Laimonas Chatkevicius	2	5
Duane Notice	1	1
Tyrone Johnson	2*	2*
Desmond Ringer	3	3

Assists Leaders	'13-14	Career
Duane Notice	12	12
Tyrone Johnson	10*	10*
Jaylen Shaw	1	1
Sindarius Thornwell	13	13
Brenton Williams	1	3

Blocks Leaders	'13-14	Career
Michael Carrera	10	19
Sindarius Thornwell	6	6
Mindaugas Kacinas	7	13
Demetrius Henry	10	10
Laimonas Chatkevicius	7	12
Bruce Ellington	1	3
Desmond Ringer	3	3
Duane Notice	1	1
Mindaugas Kacinas	2	2

Steals Leaders	'13-14	Career
Michael Carrera	9	12
Sindarius Thornwell	8	8
Brenton Williams	9	20
Mindaugas Kacinas	7	10
Bruce Ellington	2	26
Demetrius Henry	3	3
Reggie Theus Jr.	1	1
Tyrone Johnson	2*	2*
Duane Notice	3	3
Austin Constable	1	1
Justin McKie	1	1
Jaylen Shaw	1	1
Laimonas Chatkevicius	1	1

Double-Figure Scoring	'13-14	Career
Tyrone Johnson	11*	11*
Sindarius Thornwell	17	17
Brenton Williams	18	41
Michael Carrera	3	15
Mindaugas Kacinas	3	8
Demetrius Henry	3	3
Jaylen Shaw	2	2
Duane Notice	10	10
Laimonas Chatkevicius	3	5

20+ points	'13-14	Career
Sindarius Thornwell	6	6
Brenton Williams	5	8

30+ points	'13-14	Career
Brenton Williams	1	2

Double-Figure Rebounding	'13-14	Career
Mindaugas Kacinas	2	5
Demetrius Henry	1	1
Sindarius Thornwell	1	1
Michael Carrera	3	9

5+ assists	'13-14	Career
Tyrone Johnson	3*	3*
Jaylen Shaw	1	1
Duane Notice	5	5
Sindarius Thornwell	5	5

3+ steals	'13-14	Career
Sindarius Thornwell	4	4
Brenton Williams	4	8
Michael Carrera	3	4

2+ blocks	'13-14	Career
Mindaugas Kacinas	5	10
Michael Carrera	8	13
Sindarius Thornwell	4	4
Demetrius Henry	6	6
Desmond Ringer	1	1
Laimonas Chatkevicius	4	9

Double-Doubles	'13-14	Career
Mindaugas Kacinas	1	2
Demetrius Henry	1	1
Sindarius Thornwell	1	1
Michael Carrera	1	6

Clutch Free Throws (under 5 min/OT)		
Demetrius Henry	1-5	.200
Sindarius Thornwell	34-30	.800
Tyrone Johnson	19-26	.730
Desmond Ringer	2-7	.285
Duane Notice	6-8	.750
Reggie Theus Jr.	2-6	.333
Brenton Williams	23-24	.958
Michael Carrera	11-17	.647
Bruce Ellington	2-2	1.000
Mindaugas Kacinas	6-9	.667
Justin McKie	2-4	.500
Jaylen Shaw	3-3	1.000
Brian Steele	0-2	.000
Totals	101-143	.706

* indicates at South Carolina

Miscellaneous

Largest Halftime Lead		
SC	22, vs. Longwood (Nov. 9, 2013)	
Opp	24, Oklahoma State (Dec. 6, 2013)	
Smallest Halftime Lead		
SC	1, 3x, last vs. Vanderbilt (Feb. 13, 2014)	
Opp	2, LSU (Jan. 11, 2014)	
Fewest Points In First Half		
SC	15, vs. Oklahoma State (Dec. 6, 2013)	
Opp	15, Longwood (Nov. 9, 2013)	
Most Points In First Half		
SC	44, vs. SC State (Jan. 3, 2014)	
Opp	45, 2x, last at Georgia (Jan. 22, 2014)	
Most Points In Second Half		
SC	56, vs. Marshall (Dec. 30, 2013)	
Opp	52, at Georgia (Jan. 22, 2014)	
Fewest Points In Second Half		
SC	25, at Baylor (Nov. 12, 2013)	
Opp	21, vs. Akron (Dec. 28, 2013)	
Most Points in Overtime		
SC	-	
Opp	-	
Largest Margin of Victory		
SC	38, vs. Longwood (Nov. 9, 2013)	
Opp	27, Oklahoma State (Dec. 6, 2013)	
Smallest Margin of Victory		
SC	1, vs. Alabama (Feb. 15, 2014)	
Opp	1, Ole Miss (Jan. 18, 2014)	

2013-14 GAME BY GAME COMPARISON

	Date	Result	FG-A	Pct	3FG-A	Pct	FT-A	Pct	O-D-Total	PF	Pts	A	TO	Blk	Stl	Min	Half
Longwood			13-57	.228	4-22	.182	14-22	.636	9-18-27	19	44	7	13	0	9	200	15
South Carolina	Nov. 9, 2013	W, 82-44	28-57	.491	6-20	.300	20-24	.833	12-38-50	18	82	13	15	8	5	200	37
Baylor			19-50	.380	6-17	.353	22-41	.537	18-28-46	26	66	12	15	6	4	200	38
South Carolina	Nov. 12, 2013	L, 64-66	18-50	.360	3-8	.375	25-36	.694	11-24-35	29	64	14	8	4	9	200	39
Clemson			21-48	.438	5-14	.357	24-26	.923	7-26-33	20	71	14	12	12	8	200	35
South Carolina	Nov. 17, 2013	L, 57-71	23-65	.354	1-10	.110	10-18	.556	21-20-41	21	57	7	13	2	6	200	26
FIU			24-50	.480	6-16	.375	18-21	.857	7-20-27	18	72	13	16	3	9	200	42
South Carolina	Nov. 24, 2013	W, 84-72	30-59	.508	8-19	.421	16-21	.762	12-19-31	15	84	19	13	3	5	200	39
Oklahoma State			25-56	.446	5-22	.227	24-32	.750	14-18-32	17	79	13	7	4	10	200	39
South Carolina	Dec. 6, 2013	L, 52-79	16-45	.356	6-11	.545	14-22	.636	14-22-36	26	52	10	24	4	3	200	15
Manhattan			23-49	.469	6-13	.462	34-39	.872	12-21-33	30	86	13	16	9	11	200	45
South Carolina	Dec. 17, 2013	L, 68-86	22-52	.423	2-7	.286	22-38	.579	12-15-27	23	68	15	16	3	3	200	34
USC Upstate			24-56	.429	6-21	.286	20-35	.571	13-32-45	17	74	17	14	5	8	200	33
South Carolina	Dec. 19, 2013	L, 68-74	23-69	.333	8-29	.276	14-20	.700	17-28-45	24	68	15	12	5	9	200	37
Saint Mary's			22-54	.407	7-19	.368	20-25	.800	13-14-27	20	71	11	11	2	3	200	27
South Carolina	Dec. 22, 2013	W, 78-71	28-48	.583	4-7	.571	18-29	.621	11-21-32	24	78	12	11	3	6	200	33
Boise State			29-54	.537	9-22	.409	13-19	.684	7-21-28	22	80	16	9	3	7	200	43
South Carolina	Dec. 23, 2013	L, 54-80	19-51	.373	4-16	.250	12-18	.667	9-21-30	18	54	6	18	4	3	200	28
Akron			22-58	.379	5-17	.294	10-19	.526	16-19-35	19	59	10	16	8	5	200	31
South Carolina	Dec. 25, 2013	W, 69-59	25-60	.417	2-9	.222	17-21	.810	15-23-38	21	69	12	10	3	6	200	25
Akron			13-40	.325	4-16	.250	15-23	.652	9-18-27	23	45	6	21	3	4	200	24
South Carolina	Dec. 28, 2013	W, 78-45	28-63	.444	8-15	.533	14-19	.737	17-17-34	19	78	20	7	5	6	200	30
Marshall			17-45	.378	1-14	.071	30-47	.638	9-18-27	26	65	9	16	6	2	200	31
South Carolina	Dec. 30, 2013	W, 92-65	34-66	.515	6-12	.500	18-26	.692	18-26-44	32	92	19	11	4	7	200	36
SC State			29-65	.446	5-20	.250	12-18	.667	17-18-35	27	75	14	10	5	7	200	33
South Carolina	Jan. 3, 2014	W, 82-75	25-50	.500	7-15	.467	25-35	.714	11-20-31	16	82	13	13	4	4	200	44
Florida			26-45	.578	5-19	.263	17-24	.708	5-20-25	19	74	16	15	4	10	200	34
South Carolina	Jan. 8, 2014	L, 58-74	18-41	.439	5-10	.500	17-26	.654	9-19-28	20	58	9	21	1	7	200	21
LSU			22-56	.393	5-18	.278	22-35	.629	16-26-42	24	71	13	19	4	14	200	32
South Carolina	Jan. 11, 2014	L, 68-71	20-48	.417	4-11	.364	24-34	.706	7-25-32	28	68	10	19	4	9	200	30
Texas A&M			22-40	.550	7-16	.438	24-41	.585	6-19-25	20	75	14	11	3	6	200	38
South Carolina	Jan. 15, 2014	L, 67-75	23-49	.469	5-18	.278	16-22	.727	12-21-33	31	67	15	17	2	9	200	39
Ole Miss			21-49	.429	5-21	.238	28-37	.757	8-23-31	27	75	9	20	10	12	200	27
South Carolina	Jan. 18, 2014	L, 74-75	22-60	.367	6-21	.286	24-36	.667	18-22-40	29	74	15	21	5	9	200	37
Georgia			27-49	.551	10-18	.556	33-50	.660	13-26-39	26	97	21	14	2	6	200	45
South Carolina	Jan. 22, 2014	L, 76-97	22-48	.458	8-14	.571	24-36	.667	8-19-27	33	76	8	15	4	9	200	34
Missouri			26-48	.542	8-17	.471	22-33	.667	8-25-33	17	82	18	11	3	2	200	38
South Carolina	Jan. 25, 2014	L, 74-82	23-59	.390	10-26	.385	18-22	.818	13-19-32	29	74	12	11	2	5	200	22
Texas A&M			16-45	.356	4-16	.250	16-29	.552	11-14-25	23	52	11	18	2	10	200	21
South Carolina	Jan. 29, 2014	W, 80-52	24-46	.522	6-15	.400	26-32	.750	10-23-33	19	80	11	15	7	11	200	41
Ole Miss			26-59	.441	6-19	.316	17-24	.708	11-17-28	21	75	13	9	5	6	200	40
South Carolina	Feb. 1, 2014	L, 71-75	23-49	.469	7-15	.467	18-27	.667	12-26-38	21	71	13	18	6	3	200	35
Auburn			29-55	.527	5-16	.313	16-20	.800	11-21-32	20	79	16	14	3	8	200	38
South Carolina	Feb. 5, 2014	L, 74-79	27-61	.443	7-17	.412	13-22	.591	16-15-31	17	74	17	12	3	5	200	35
Tennessee			28-53	.528	7-16	.333	9-16	.556	12-24-36	14	72	15	13	5	10	200	45
South Carolina	Feb. 8, 2014	L, 53-72	20-56	.357	3-14	.214	10-13	.769	14-17-31	17	53	8	14	4	9	200	22
Vanderbilt			21-48	.438	3-15	.200	14-23	.609	12-19-31	18	59	9	12	8	5	200	27
South Carolina	Feb. 13, 2014	W, 65-59	24-64	.375	4-13	.308	13-21	.619	26-19-45	22	65	11	11	6	8	200	28
Alabama			18-43	.419	7-15	.467	23-31	.742	7-18-25	20	66	11	10	5	7	200	19
South Carolina	Feb. 15, 2014	W, 67-66	23-47	.489	5-13	.385	16-20	.800	8-19-27	23	67	13	13	5	4	200	28
Arkansas			22-58	.379	8-25	.320	19-28	.679	18-24-42	14	71	14	17	7	13	200	40
South Carolina	Feb. 19, 2014	L, 64-71	22-59	.373	8-19	.421	12-15	.800	14-21-35	20	64	11	19	2	6	200	29
Georgia			23-52	.442	8-16	.500	19-29	.655	12-28-40	22	73	9	11	7	3	200	34
South Carolina	Feb. 22, 2014	L, 56-73	15-57	.263	7-20	.350	19-24	.792	15-23-38	21	56	8	7	6	8	200	34
Auburn			25-48	.521	8-22	.364	25-35	.714	5-20-25	23	83	14	11	3	11	200	39
South Carolina	Feb. 26, 2014	L, 67-83	21-52	.404	6-20	.300	19-25	.760	13-23-36	30	67	13	20	2	3	200	27

2013-14 RESULTS: OVERALL, 10-18; HOME, 8-6; AWAY, 0-11; NEUTRAL, 2-1; SEC, 3-12

DATE	OPPONENT	W/L	SCORE	RECORD (SEC)	POINTS	REBOUNDS	ASSISTS	BLOCKS	STEALS	ATTENDANCE
Nov. 9	Longwood	W	82-44	1-0 (0-0)	Johnson (18)	Kacinas (14)	Notice (4)	3 with 2	Carrera (2)	8,536 (paid)
Nov. 12	at No. 23/25 Baylor	L	64-66	1-1 (0-0)	Thornwell (20)	Carrera (7)	Johnson (8)	Henry (2)	Thornwell (3)	5,706
Nov. 17	at Clemson	L	71-57	1-2 (0-0)	Kacinas (13)	Kacinas (12)	Johnson/Notice (2)	Henry/Chatkevicius (1)	Thornwell/Carrera (2)	7,283
Nov. 24	FIU	W	84-72	2-2 (0-0)	Johnson (18)	Kacinas (9)	Johnson (7)	Carrera (2)	Williams (2)	9,869 (paid)
Dec. 6	at No. 9/11 Okla. St.	L	79-52	2-3 (0-0)	Shaw (13)	Carrera (7)	Johnson/Shaw (3)	Henry (2)	3 with 1	13,611
Dec. 17	Manhattan	L	86-68	2-4 (0-0)	Thornwell (17)	Thornwell/Kacinas (5)	Thornwell/Johnson (3)	3 with 1	3 with 1	7,573 (paid)
Dec. 19	USC Upstate	L	74-68	2-5 (0-0)	Thornwell (19)	Kacinas (9)	3 with 3	Ringer (2)	Ellington (2)	7,531 (paid)
Dec. 22	vs. Saint Mary's	W	78-71	3-5 (0-0)	Johnson (16)	Henry (8)	4 with 3	3 with 1	Henry (2)	8,093
Dec. 23	vs. Boise State	L	80-54	3-6 (0-0)	Williams (14)	Chatkevicius (6)	Johnson (3)	Henry/Chatkevicius (2)	3 with 1	6,438
Dec. 25	vs. Akron	W	69-59	4-6 (0-0)	Notice (15)	4 with 5	Johnson (5)	3 with 1	Thornwell (2)	6,769
Dec. 28	Akron	W	78-45	5-6 (0-0)	Williams (24)	Carrera (7)	Notice (6)	Kacinas (2)	Kacinas/Johnson (2)	7,802 (paid)
Dec. 30	Marshall	W	92-65	6-6 (0-0)	Johnson/Williams (18)	Ringer (7)	Notice (6)	Carrera (4)	7 with 1	7,935 (paid)
Jan. 3	SC State	W	82-75	7-6 (0-0)	Williams (19)	Henry (11)	Notice (8)	Carrera (2)	4 with 1	7,357 (paid)
Jan. 8	at No. 10/11 Florida	L	74-58	7-7 (0-1)	Johnson (12)	Johnson (6)	Notice (3)	Kacinas (1)	Williams/Thornwell (3)	12,147
Jan. 11	LSU	L	71-68	7-8 (0-2)	Thornwell (25)	Thornwell/Johnson/Ringer (5)	Johnson (3)	Carrera (2)	Kacinas/Williams/Carrera (2)	12,071 (paid)
Jan. 15	at Texas A&M	L	75-67	7-9 (0-3)	Williams (14)	Ringer (9)	Notice (5)	Notice/Chatkevicius (1)	Carrera (4)	9,257
Jan. 18	Ole Miss	L	75-74	7-10 (0-4)	Thornwell (24)	Thornwell (11)	Notice/Thornwell (4)	Chatkevicius/Thornwell (2)	Carrera (3)	14,302 (paid)
Jan. 22	at Georgia	L	97-76	7-11 (0-5)	Thornwell (26)	Carrera/Chatkevicius (6)	Thornwell (4)	Henry/Chatkevicius (2)	Chatkevicius/Shaw (2)	5,366
Jan. 25	at Missouri	L	82-74	7-12 (0-6)	Williams (32)	Carrera (11)	Notice (4)	Carrera/Ringer (1)	Williams (3)	12,033
Jan. 29	Texas A&M	W	80-52	8-12 (1-6)	Notice/Thornwell (19)	Carrera (9)	Notice/Thornwell (3)	Carrera/Henry/Kacinas (2)	Williams (3)	9,950 (paid)
Feb. 1	at Ole Miss	L	71-75	8-13 (1-7)	Williams (23)	Carrera (11)	Thornwell (6)	Carrera (3)	Notice (2)	6,977
Feb. 5	Auburn	L	74-79	8-14 (1-8)	Williams (29)	Carrera (8)	Thornwell (9)	Henry/Kacinas/Thornwell (1)	Thornwell (4)	8,581 (paid)
Feb. 8	at Tennessee	L	53-72	8-15 (1-9)	Thornwell (15)	Kacinas (6)	Thornwell (4)	Chatkevicius (2)	Thornwell (4)	17,215
Feb. 13	Vanderbilt	W	65-59	9-15 (2-9)	Thornwell (19)	Kacinas (7)	Thornwell (6)	Henry/Kacinas (2)	Carrera (3)	9,829 (paid)
Feb. 15	Alabama	W	67-66	10-15 (3-9)	Thornwell (22)	Carrera (7)	Notice (6)	Carrera (4)	Kacinas (2)	8,186 (paid)
Feb. 19	at Arkansas	L	64-71	10-16 (3-10)	Williams (29)	Kacinas (7)	Thornwell (5)	Kacinas/Thornwell (1)	Henry/Williams (2)	15,017
Feb. 22	Georgia	L	56-73	10-17 (3-11)	Thornwell (18)	Carrera (12)	Thornwell (5)	Kacinas/Thornwell (2)	Williams (3)	13,571 (paid)
Feb. 26	at Auburn	L	63-83	10-18 (3-12)	Williams (26)	Carrera (13)	Notice (5)	Henry/Kacinas (1)	Carrera/Kacinas/Steele (1)	4,434

2013-14 STARTING LINEUP WIN-LOSS

Guard	Guard	Guard/Forward	Forward	Forward	2013-14	Games
Johnson	Thornwell	Notice (g)	Henry	Kacinas	2-2	4
Johnson	Thornwell	Carrera (f)	Henry	Kacinas	1-2	3
Johnson	Thornwell	Ellington (g)	Henry	Kacinas	0-2	2
Williams	Thornwell	Notice (g)	Henry	Kacinas	4-3	7
Williams	Thornwell	Notice (g)	Chatkevicius	Ringer	0-1	1
Williams	Thornwell	Notice (g)	Henry	Carrera	1-5	6
Williams	Thornwell	Notice (g)	Kacinas	Carrera	2-2	4
Williams	Thornwell	Carrera (f)	Henry	Kacinas	0-1	1

2013-14 GAME-BY-GAME STARTING LINEUPS

OPPONENT, RESULT	GUARD	GUARD	FORWARD/GUARD	FORWARD	FORWARD
Longwood, W	Johnson	Thornwell	Notice (g)	Henry	Kacinas
@Baylor, L	Johnson	Thornwell	Carrera (f)	Henry	Kacinas
@Clemson, L	Johnson	Thornwell	Notice (g)	Henry	Kacinas
FIU, W	Johnson	Thornwell	Carrera (f)	Henry	Kacinas
@Okla. St., L	Johnson	Thornwell	Carrera (f)	Henry	Kacinas
Manhattan, L	Johnson	Thornwell	Ellington (g)	Henry	Kacinas
USC Upstate, L	Johnson	Thornwell	Ellington (g)	Henry	Kacinas
vs. Saint Mary's, W	Johnson	Thornwell	Notice (g)	Henry	Kacinas
vs. Boise State, L	Johnson	Thornwell	Notice (g)	Henry	Kacinas
vs. Akron, W	Williams	Thornwell	Notice (g)	Henry	Kacinas
Akron, W	Williams	Thornwell	Notice (g)	Henry	Kacinas
Marshall, W	Williams	Thornwell	Notice (g)	Henry	Kacinas
SC State, W	Williams	Thornwell	Notice (g)	Henry	Kacinas
@Florida, L	Williams	Thornwell	Notice (g)	Henry	Kacinas
LSU, L	Williams	Thornwell	Notice (g)	Henry	Kacinas
@Texas A&M, L	Williams	Thornwell	Notice (g)	Henry	Kacinas
Ole Miss, L	Williams	Thornwell	Notice (g)	Chatkevicius	Ringer
@Georgia, L	Williams	Thornwell	Notice (g)	Henry	Carrera
@Missouri, L	Williams	Thornwell	Notice (g)	Henry	Carrera
Texas A&M, W	Williams	Thornwell	Notice (g)	Henry	Carrera
@Ole Miss, L	Williams	Thornwell	Notice (g)	Henry	Carrera
Auburn, L	Williams	Thornwell	Notice (g)	Henry	Carrera
@Tennessee, L	Williams	Thornwell	Notice (g)	Henry	Carrera
Vanderbilt, W	Williams	Thornwell	Notice (g)	Kacinas	Carrera
Alabama, W	Williams	Thornwell	Notice (g)	Kacinas	Carrera
@Arkansas, L	Williams	Thornwell	Notice (g)	Kacinas	Carrera
Georgia, L	Williams	Thornwell	Notice (g)	Kacinas	Carrera
@Auburn, L	Williams	Thornwell	Henry (f)	Kacinas	Carrera
Kentucky					
Florida					
@Miss. St.					
SEC Tourney					
NCAA Tourney					

CITY CHAPTER DAYS ANNOUNCED FOR GAMECOCK BASKETBALL

The University of South Carolina Athletics Department, along with The Gamecock Club and My Carolina Alumni Association, have partnered in creating several City Chapter Days throughout the 2013-14 basketball season for both the Gamecock men's and women's teams.

The City Chapter Days will give Gamecock Club and Alumni Chapters a game at Colonial Life Arena that is dedicated specifically to their respective members and local business. During each game different chapter leaders and business owners will be recognized for their contributions and support of Gamecock Athletics.

Jan. 11, 2014 - Men's Basketball vs. LSU at 1:30 PM

Charlotte, York & Rock Hill Day

Jan. 18, 2014 - Men's Basketball vs. Ole Miss at 4:30 PM, Greenville Day

Jan. 29, 2014 - Men's Basketball vs. Texas A&M at 7 PM, Irmo Night

Feb. 5, 2014 - Men's Basketball vs. Auburn at 7 PM

Richland County Night

Feb. 12, 2014 - Men's Basketball vs. Vanderbilt at 8 PM,

Lexington Night

Feb. 15, 2014 - Men's Basketball vs. Alabama at 8 PM

Spartanburg Night

Feb. 22, 2014 - Men's Basketball vs. Georgia at 1:30 PM, Charleston Day

Feb. 27, 2014 - Women's Basketball vs. Georgia 7 PM, Gamecock Club and My Carolina Alumni Association Appreciation Night

March 4 2014 - Men's Basketball vs. Florida at 7 PM

Gamecock Club and My Carolina Alumni Association Appreciation Night

EXHIB. - SOUTH CAROLINA 84, USC AIKEN 72
NOV. 3, 2013 / COLONIAL LIFE ARENA

COLUMBIA, S.C. - In South Carolina's only exhibition game before opening up the season on Nov. 9, the Gamecocks used a pair of first half runs fueled by its defense to take hold a 17-point first-lead before ultimately defeating USC Aiken 84-72. Sophomore guard Michael Carrera led the Gamecocks with 14 points, while sophomore forward Laimonas Chatkevicius added a double-double with 10 points and 11 rebounds.

South Carolina jumped out to a quick 5-1 lead just over two minutes into the game after a jumper from freshman guard Duane Notice. The Pacers though tied it up a minute and a half later on a bucket from senior guard Jesse Seilern and pushed the lead to 9-7 after a 3-pointer from Seilern at the 15:03 mark.

From that point on, the Gamecocks picked up their pressure on the defensive end that resulted in a 10-1 run that was capped off by Carrera turning over Aiken's DeVontae Wright in the backcourt and taking the ball the length of the court for a two-handed dunk.

Wright came back and connected on a 3 on the right side to end a two and half minute drought that saw the Pacers forced into six missed attempts.

Wright's basket was the last for the Pacers for almost seven minutes. After a pair of free throws from the senior guard cut the game to two at the 9:30 mark, South Carolina went on a 16-1 run that started with a dunk from Chatkevicius. Over two minutes later, Notice found Carrera open on the left side as the sophomore marksman drained the triple to push the lead to nine.

Five free throws and buckets from Notice and fellow freshman Demetrius Henry pushed the lead to 33-16. During the next four and a half minute stretch, the Gamecocks forced the Pacers into 12 missed field goal attempts.

With under a minute remaining in the half, Thornwell turned over Aiken, flipped the ball to Notice who found Carrera on the end in transition for an easy dunk, but Seilern's third 3 of the half for the Pacers with five seconds left made it a 17-point game.

After holding USC Aiken to 21 percent shooting in the first half, the Pacers caught fire midway through the second half. With a 62-47 South Carolina lead at the second media timeout at 11:49, USC Aiken went 6-of-10 from the floor to go with four free throws in less than four minutes. After Chatkevicius added a free throw for Carolina at 9:54, the Pacers went on a 13-0 run in under two minutes, highlighted by three-straight 3-pointers from senior guard Ronald Zimmerman. Senior forward Paul Larsen's layup with eight minutes remaining cut the lead to three at 65-62.

The defensive intensity picked back up for the Gamecocks as they went on a 16-2 run over the next 5-plus minutes, primarily at the free-throw line to put the game away.

The run was keyed by senior guard Brenton Williams who hit a big 3 for the Gamecocks to push the lead back up to six with under seven minutes remaining.

To go with Carrera's 14 and Chatkevicius' 10, Thornwell and Williams were also in double figures with 12 and 10 points, respectively. Aiken's Seilern led all scores with 18.

GAME 1 - SOUTH CAROLINA 82, LONGWOOD 44
NOV. 9, 2013 / COLONIAL LIFE ARENA

COLUMBIA, S.C. - South Carolina (1-0) posted an 82-44 victory in its season opener on Saturday versus Longwood (0-1). The win marked the 13th straight in an opener for the Gamecocks and held head coach Frank Martin's record at a perfect 7-0 in openers for his career. South Carolina junior guard Ty Johnson led all scorers with 18 points, hitting 6-of-9 attempts from the field.

Prior to the start of Saturday's opener, it was announced that Johnson had been granted a waiver from the NCAA allowing him to compete effective immediately. Johnson went on to score the first points of the contest on a driving lay-up to the right side in his first regular season action since the 2011-12 campaign at Villanova.

Sophomore forward Mindaugas Kacinas set a career high in the game with 14 rebounds, where the Gamecocks out-rebounded the Lancers 50-27. Kacinas pulled down five of Carolina's 12 offensive boards in the game.

South Carolina held Longwood to just 22.8 percent (13-57) shooting, which marked a new Colonial Life Arena record. Longwood's 44 points in the contest were the fewest for a Gamecock opponent since SE Louisiana scored 43 on Dec. 21, 2011. It was the largest margin of victory for Carolina since defeating Alabama A&M 88-50 on Nov. 13, 2009.

The Gamecocks held an early 6-0 lead behind the play of Johnson before a lay-in from Longwood's Tristan Carey put the Lancers on the board with 14:09 to play in the opening half.

Back-to-back 3s from sophomore forward Michael Carrera pushed the Gamecock lead to 18-4 with 11:04 remaining in the first half before Longwood would score five unanswered points over the course of the next three minutes to put the score at 18-9 at the under-eight minute media timeout.

The Lancers would add a jumper with 5:47 remaining, forcing a called time-out for the Gamecocks.

South Carolina would score seven unanswered out of the timeout, and would end the half on a 19-4 run, sparked by consecutive 3s from freshman guard Duane Notice, to hold a 37-15 upperhand at the break. Senior guard Brenton Williams led all scorers in the opening half with 11, while Kacinas pulled down eight rebounds, including four on the offensive glass.

Strong defense from the Gamecocks forced the ninth and 10th turnovers of the contest for the Lancers, with Carolina capitalizing on both with jumpers from freshman guard Sindarius Thornwell and Johnson at the 17:12 mark, which forced a Longwood timeout.

South Carolina continued to bolster its lead through the remainder of the second half. A one-handed dunk from Carrera pushed the lead to 61-24 at the 10:17 mark. The Gamecocks continued to dominate the remainder of the half. Johnson reached his career high for points in the later minutes of the game, and Kacinas pulled down his career high for rebounds, adding eight points to almost reach the double-double.

Williams and Thornwell both posted 14 points in the win, with all of Thornwell's tallies coming in the second half. Carrera added 12 points, nine rebounds and two blocks and Notice led the way with four assists. Carey led Longwood with 12 points in the contest.

GAME 2 - NO. 23/25 BAYLOR 66, SOUTH CAROLINA 64
NOV. 12, 2013 / FERRELL CENTER / WACO, TEXAS

WACO, Texas - South Carolina battled No. 23/25 Baylor to the wire before coming up just short in a 66-64 loss at the Ferrell Center. Freshman guard Sindarius Thornwell saw a pair of shots fall just short in the final seconds, and forward Michael Carrera was fouled attempting a put-back at the final horn, but officials determined the infraction occurred after time had expired.

Thornwell was the catalyst for the Gamecocks throughout the afternoon, leading all scorers with a season-high 20 points and chipping in four rebounds as Baylor was unable to find an answer for him.

Both teams opened up the game shooting high percentages with South Carolina starting the game hitting eight of its first nine from the field, while Baylor connected on seven of its first eight field goals.

The teams went back and forth throughout the first 20 minutes, both shooting over 48 percent from the field. South Carolina held a slim lead for much of the half, posting its largest lead of four, four times during the period and only trailing twice and taking a 39-38 edge into the locker room at halftime.

With 14:08 left in the game, Baylor grabbed its first lead since the 12:42 mark in the first half when a missed free throw was kicked out to Brady Hespil for a 3-pointer to give the Bears a one-point advantage. After the Gamecocks quickly went back on top, Hespil responded with another triple. South Carolina's Demetrius Henry tied the game at 52-52 with 12:21 remaining.

After Henry gave the Gamecocks a two-point advantage, Baylor got one back on a free throw before forward Cory Jefferson hit a jumper to give the Bears the lead just before the 10-minute mark. Ten seconds later a missed free throw by Jefferson was gathered by Baylor where it was kicked out to Hespil for his third 3-pointer in less than five minutes. The bucket gave the home team its largest lead of the game at 58-54.

Baylor pushed the lead to 60-55, but South Carolina remained persistent and fought back to tie the game at 64-64 on a jumper from Thornwell with 4:20 on the clock.

Trailing 65-64, the Gamecocks forced a stop with just under a minute remaining, but Tyrone Johnson's layup on the other end wouldn't go down. Baylor guard Kenny Chery hit one of two free throws to give a the Bears a two-point lead before the Gamecocks called a timeout with 16 seconds remaining.

On the other end, Thornwell got the ball in the corner and drove to the basket, but wasn't able to get his attempt to fall. He quickly stole the ball from Royce O'Neal before getting a second attempt off, which fell short as well. Carrera corralled the rebound, his team-high seventh of the game, and went back up to beat the buzzer, but neither the shot nor the foul called on Baylor occurred before the final horn.

For the game, Gamecock senior guard Brenton Williams had 12 points, while Johnson had eight points and eight assists to go along with four rebounds. Hespil led Baylor with 18 points, going 5-of-10 from behind the 3-point line.

EXHIBITION

Official Basketball Box Score - Game Totals - Final Statistics
USCA vs South Carolina
11/03/13 2 p.m. at Columbia, S.C. (Colonial Life Arena)

USCA 72 • 0-0

#	Player	Total		3-Ptr		Rebounds		PF	TP	A	T	Blk	Stl	Min	
		FG	FGA	FG	FGA	FT	FTA								Off
14	Paul Larsen	f	4-7	0-0	7-10	3	6	9	4	15	0	2	0	3	25
32	Alvin Brown	f	0-1	0-0	0-0	0	0	0	0	5	0	1	0	0	4
04	DeVontae Wright	g	2-9	1-1	4-4	1	3	4	5	9	0	3	1	2	22
05	Shane Porchea	g	1-4	0-0	4-8	3	2	5	4	6	0	1	0	1	20
13	Ronald Zimmerman	g	4-15	3-12	2-2	3	1	4	1	13	1	2	0	0	30
00	Hendrix Emu	g	1-2	0-0	0-0	2	1	3	0	2	1	0	0	0	7
01	Derrick Scott	g	0-2	0-1	0-0	0	1	1	0	0	0	0	0	0	8
10	Kinley Branch	g	0-2	0-2	1-2	0	0	0	3	1	0	0	0	0	8
11	Grant Harris	g	3-6	1-3	1-2	1	0	1	2	8	3	2	0	1	20
15	Rick Alderman	g	0-4	0-0	0-1	2	1	3	0	1	2	1	0	1	22
23	Jesse Seilern	g	5-14	4-9	4-6	1	2	3	3	18	2	3	0	3	34
	Team		2		1		3								
	Totals		20-66	9-28	23-35	18	18	36	31	72	9	16	2	13	200

FG % 1st Half: 7-33 21.2% 2nd half: 13-33 39.4% Game: 20-66 30.3%
3FG % 1st Half: 5-16 31.3% 2nd half: 4-12 33.3% Game: 9-28 32.1%
FT % 1st Half: 8-15 53.3% 2nd half: 15-20 75.0% Game: 23-35 65.7%

Deadball Rebounds: 5.1

South Carolina 84 • 0-0

#	Player	Total		3-Ptr		Rebounds		PF	TP	A	T	Blk	Stl	Min	
		FG	FGA	FG	FGA	FT	FTA								Off
14	CHATKEVICIUS, L.	f	3-6	0-0	4-6	4	7	11	3	10	0	2	1	0	26
21	HENRY, Demetrius	f	3-6	0-0	2-4	1	4	5	3	8	0	2	1	0	15
24	CARRERA, Michael	f	4-5	1-1	5-6	1	4	5	2	14	0	3	3	2	17
00	THORNWELL, Sindarius	g	2-3	0-0	8-10	0	5	5	2	12	3	4	1	2	25
10	NOTICE, Duane	g	2-8	0-0	4-4	0	0	2	2	8	1	0	1	1	19
01	WILLIAMS, Brenton	g	1-4	1-3	7-8	0	1	1	0	10	1	0	0	0	26
05	SHAW, Jaylen	g	2-6	0-1	2-2	1	0	1	3	6	1	5	0	0	13
15	THEUS JR., Reggie	g	0-0	0-0	0-0	0	0	0	0	0	0	0	0	0	2
20	MCKIE, Justin	g	3-4	0-0	0-0	0	4	4	1	6	1	1	1	0	21
25	KACINAS, Mindaugas	g	3-4	0-0	2-2	0	4	4	4	8	1	1	0	0	17
32	RINGER, Desmond	g	0-0	0-0	0-0	0	3	3	0	0	2	0	1	1	14
35	STEELE, Brian	g	1-3	0-1	0-1	1	0	1	1	2	0	0	0	0	5
	Team		2		4		1								
	Totals		24-49	2-6	34-43	10	34	44	24	84	13	22	7	8	200

FG % 1st Half: 13-28 46.4% 2nd half: 11-21 52.4% Game: 24-49 49.0%
3FG % 1st Half: 1-2 50.0% 2nd half: 1-4 25.0% Game: 2-6 33.3%
FT % 1st Half: 17-22 77.3% 2nd half: 17-21 81.0% Game: 34-43 79.1%

Deadball Rebounds: 5.1

Officials: Ted Valentine, Tony Greene, Jeff Smith
Technical fouls: USCA-None. South Carolina-KACINAS, Mindaugas.
Attendance: 5336
Exhibition Contest

Score by periods	1st	2nd	Total
USCA	27	45	72
USCA	20	25	21
SC	42	17	8
SC	42	17	8

Last FG - USCA 2nd-00:42, SC 2nd-02:23.
Largest lead - USCA by 21:15:03, SC by 21:28:01.

Points	In	Off	2nd	Fast
USCA	20	25	21	13
SC	42	17	8	22

Score tied - 3 times.
Lead changed - 4 times.

GAME 1

Official Basketball Box Score - Game Totals - Final Statistics
Longwood vs South Carolina
11/09/13 1 p.m. ET at Columbia, S.C. (Colonial Life Arena)

Longwood 44 • 0-1

#	Player	Total		3-Ptr		Rebounds		PF	TP	A	T	Blk	Stl	Min	
		FG	FGA	FG	FGA	FT	FTA								Off
20	ZIEGLER, Karl	f	0-6	0-0	5-6	3	4	7	2	5	0	3	0	2	22
24	GETER, Damarion	f	0-0	0-0	0-0	0	3	3	2	0	1	1	0	0	21
44	HAVENSTEIN, Jeff	f	0-1	0-0	0-1	1	2	2	0	0	1	0	0	0	21
12	CAREY, Tristan	g	5-20	2-10	0-1	0	3	3	2	12	0	1	0	2	32
25	WOODHOUSE, Lucas	g	2-9	1-4	4-5	0	4	4	1	9	4	2	0	0	33
01	FISHER, Leron	g	1-5	1-4	2-6	0	1	1	3	5	2	0	0	2	26
03	AILEY, Darrac	g	0-3	0-1	0-0	0	0	1	3	0	0	1	0	0	7
05	BELTON, Isaac	g	1-7	0-3	3-4	1	0	1	2	5	0	1	0	3	13
10	DUBLIN, Jeylami	g	4-5	0-0	0-0	3	0	3	2	8	0	0	0	0	24
30	AKERS, Tyler	g	0-0	0-0	0-0	0	0	0	0	0	0	0	0	0	1
	Team		1		2		3								
	Totals		13-57	4-22	14-22	9	18	27	19	44	7	13	0	9	200

FG % 1st Half: 6-29 20.7% 2nd half: 7-28 25.0% Game: 13-57 22.8%
3FG % 1st Half: 1-11 9.1% 2nd half: 3-11 27.3% Game: 4-22 18.2%
FT % 1st Half: 2-3 66.7% 2nd half: 12-19 63.2% Game: 14-22 63.6%

Deadball Rebounds: 5

South Carolina 82 • 1-0

#	Player	Total		3-Ptr		Rebounds		PF	TP	A	T	Blk	Stl	Min	
		FG	FGA	FG	FGA	FT	FTA								Off
21	HENRY, Demetrius	f	1-5	0-0	2-2	2	4	6	2	4	1	0	0	0	31
25	KACINAS, Mindaugas	f	4-6	0-0	0-0	5	9	14	2	8	0	3	2	0	29
00	THORNWELL, Sindarius	g	4-10	0-3	6-7	1	3	4	14	3	2	2	1	26	
04	JOHNSON, Tyrone	g	6-9	0-1	6-7	0	2	2	18	2	4	1	1	24	
10	NOTICE, Duane	g	3-6	2-3	0-0	1	4	5	8	4	3	0	1	19	
01	WILLIAMS, Brenton	g	5-11	2-7	2-2	0	4	4	0	14	1	0	0	22	
05	SHAW, Jaylen	g	0-1	0-1	2-2	0	0	0	1	2	1	0	0	3	
14	CHATKEVICIUS, L.	g	1-1	0-0	0-0	1	3	4	0	2	0	1	0	8	
15	THEUS JR., Reggie	g	0-0	0-0	0-0	0	0	0	0	0	0	0	0	0	
20	MCKIE, Justin	g	0-1	0-0	0-0	0	0	0	0	0	0	0	0	4	
24	CARRERA, Michael	g	4-7	2-5	2-4	7	9	3	12	1	0	2	2	25	

GAME 3 - CLEMSON 71, SOUTH CAROLINA 57
NOV. 17, 2013/LITTLEJOHN COLISEUM/CLEMSON, S.C.

CLEMSON, S.C. - After valiantly fighting back to within one point midway through the second half, South Carolina (1-2) was unable to sustain its comeback bid on the road, falling to Clemson (3-0) 71-57 at Littlejohn Coliseum. Gamecock sophomore forward Mindaugas Kacinas recorded his first double-double of the season with 13 points and 12 rebounds, while Tiger junior forward K.J. McDaniels led all scorers 21 points and grabbing 10 rebounds.

The teams traded made baskets through the first media timeout of the opening half, before back-to-back 3s from Clemson's Adonis Filer and Jordan Roper pushed the Tiger lead to 17-9 at the 12-minute mark.

Laimonas Chatkevicius responded out of the media timeout with a dunk courtesy of an assist from freshman guard Duane Notice, but the Tigers put together a 7-4 run to lead by 11 at 24:13 with 8:54 remaining in the half.

South Carolina suffered a near seven-minute scoring drought through the middle portion of the first half until a 3 from Sindarius Thornwell at the 3:42 mark halted the stretch. Thornwell added a floater on the next possession and another layup with 30 seconds remaining in the half to fuel a 13-9 Gamecock run over the final 3:42 to put the score at 35-26 Clemson at the break.

Clemson scored its last nine points of the first half at the foul line, hitting 9-of-10 attempts during the final 2:51 of the half.

South Carolina hit 33.3 percent (12-36) of its attempts from the floor during the opening half, with the Gamecocks having just three free throw attempts. The Tigers hit 10-of-24 attempts (41.7 percent) and 12-of-14 attempts from the free throw line.

A dunk and jumper from Demetrius Henry sparked an 8-5 Gamecock run out of the break, but Henry was called for his third foul of the second half at the first media timeout, with Carolina trailing the Tigers by six at 40-34 as 15:16 remained on the clock.

Michael Carrera connected for a dunk out of the break, and Tyrone Johnson added a tally from the foul line, as the Gamecocks continued to battle back from a 13-point deficit to trail by just three at 40-37 with 14:21 to play.

The Gamecocks pulled within one at 40-39 following a continuation call on a floater from Carrera in the lane, but the Tigers responded with a 10-1 run over the next three minutes forcing a Gamecock timeout with 10:02 to play, and a 50-40 Clemson advantage.

The Tigers increased their lead to 54-43 at the under-eight minute media timeout and the score stood at 61-49 Clemson following two free throws from Desmond Ringer with 5:37 on the clock.

The Clemson lead climbed to 14 at 63-49, before a 3-point play from Kacinas pulled Carolina within nine at 63-52 and 4:10 on the clock. The Tigers scored five straight from that point to push the lead back to 16.

Clemson's run in the second half was aided by his shooting from the free throw line, hitting nine of its second-half free throws after the Gamecocks closed to within one. The Tigers were 12-12 from the line in the second half and 24-26 (92.3 percent) for the game. On the defensive end, they totaled 12 blocks on the day, with seven coming from McDaniels.

GAME 4 - SOUTH CAROLINA 84, FIU 72
NOV. 24, 2013/COLONIAL LIFE ARENA

COLUMBIA, S.C. - Trailing at the half, South Carolina (2-2) put on the defensive clamps in the second half as they defeated FIU (6-3), 84-72, at Colonial Life Arena this afternoon as four Gamecocks scored in double figures for the second time this season.

Junior Tyrone Johnson matched his season high with 18 points and recorded seven assists, while freshmen Jaylen Shaw and Demetrius Henry had career days with 16 and 14 points, respectively. Shaw went 4-7 from 3-point range. Senior guard Brenton Williams also chipped in 16 points as well.

After forward Rakeem Buckles hit a 3-pointer in the opening minute from the right side to give FIU a 3-1 lead, the Gamecocks answered with six points over the next two minutes to take a four point lead and force the Panthers to call a timeout. FIU guard Jason Boswell cut the deficit to one though with a 3 out of the timeout.

After a long jumper from Buckles gave FIU an 11-9 lead at the 13:56 mark, Shaw responded with back-to-back 3-pointers to give Carolina a 15-11 advantage.

The Panthers though scored six points over a one-minute span to knot it up at 17-17, but Johnson hit a 3 for Carolina just before the under-12 media timeout to give the Gamecocks a 20-17 lead.

After a 3 from Williams for the Gamecocks out of a 30-second timeout at the 10:11 mark, the Panthers went on an 8-0 run in less than two minutes to take a 27-23 lead.

Carolina was able to equalize at 31-31 with 4:39 remaining in the half after Johnson split the defense and hit a floater with seconds left on the shot clock after pulling the ball back out with under 10 on the clock.

The Gamecocks grabbed a 34-33 lead with 3:10 left after Williams found Shaw in the right corner for his third 3-pointer of the half. Johnson then found sophomore forward Michael Carrera in the same spot minutes later to give the Gamecocks a four-point advantage with under two minutes in the half.

FIU was able to take a one-point lead with 27 seconds left, before Tymell Murphy went the length of the court in the final seconds and laid it in at the buzzer to give the Panthers a 42-39 lead at the break. The Panther guard recorded 13 of his game-high 22 points in the first half.

Both teams shot well throughout the half, giving their season averages in the opening half with South Carolina shooting 16-31 (51.6 percent) from the floor, while FIU shot 14-25 (56 percent) from the field and hit 11-13 (84.6 percent) from the free throw line.

With the two teams trading points throughout the early going in the second half that saw three lead changes, a pair of free throws by sophomore forward Mindaugas Kacinas tied the game up at 51-51 at the 15-minute mark. Following a missed jumper from Murphy, freshman guard Sindarius Thornwell found an open Shaw on the right side for his fourth 3 of the game, forcing FIU to call a timeout.

Out of the timeout, Williams stole the ball from Mavin Dennis before finding Shaw for a lay-in at the other end to give the Gamecocks a 56-51 lead with 12:03 remaining. The bucket capped a 9-2 run for Carolina.

After a lay-up by Dennis cut South Carolina's lead to three, Williams hit his second 3-pointer of the game to extend the lead to six. The Panthers answered back though with a pair of 3s over the next two minutes from Dominique Williams and Murphy to cut the Gamecocks lead to 65-61 with 8:24 remaining.

Thornwell ended his three-minute drought with a jumper at the 5:24 mark, which extended South Carolina's lead to six after both teams turned up the defensive pressure. With just under four minutes remaining, Williams turned Murphy over in the backcourt and took it in for a one-handed dunk to push the lead to 69-61.

After Marco Porcher Jimenez cut South Carolina's lead to four with under two minutes to play, Johnson scored five points over the next minute, going 5-6 from free throw line to push the lead to nine.

The Gamecocks hit eight free throws over the final minute and Thornwell added a dunk with seconds remaining to give South Carolina the 84-72 win. The 84 points was the most scored this season by the Gamecocks.

South Carolina held FIU to just 20.5 (27.3 percent) from the field in the second half after the Panthers shot over 55 percent during the first 20 minutes. The Gamecocks shot 30-59 (50.8 percent) from the field for the game, and hit a season-high 8-19 (42.1 percent) from the beyond on arc.

Along with Henry, Johnson, Shaw and Williams who were in double figures, Kacinas recorded nine points and nine rebounds.

GAME 5 - NO. 9/11 OK. STATE 79, S. CAROLINA 52
DEC. 6, 2013/GALLAGHER-IBA ARENA/STILLWATER, OK.

STILLWATER, Okla. - Unable to solve the hot shooting and defensive pressure of No. 9 Oklahoma State (8-1) in the first half, South Carolina (2-3) fell tonight, 79-52, at Gallagher-Iba Arena.

The Gamecocks were led by a strong performance in the second half from freshman guard Jaylen Shaw, who posted 13 points, going 4-5 from the field went 3-4 from 3-point range. Junior Tyrone Johnson chipped in 12 points as well. The combined 25 points though was not enough as the Cowboys' starters, led by Le'Bryan Nash, who had a game-high 16 points, combined for 60 points as all five were in double figures.

Forward Demetrius Henry opened up the game by giving the Gamecocks an early 2-0. Oklahoma State though clamped down on defense after the early bucket holding South Carolina to only one point over the next five-plus minutes as the Cowboys when on a 16-1 run led by the guards Marcus Smart and Markel Brown.

Duane Notice ended the run with a lay-up to make it 16-5 just before the under-12 media timeout. Out of the timeout though, Cowboy center Michael Cobbins had a put-back dunk off of a missed 3-pointer and Oklahoma State's run was back on.

The Cowboys pushed their lead to 27-5 before Johnson hit a 3 with 7:30 remaining in the half. Back-to-back 3-pointers from Smart and Phil Forte minutes later through increased the home team's lead to 35-9.

The Gamecocks held OSU to 1-7 from the field during the final minutes of the half as the Cowboys took a 39-15 lead into the break as the scoring trio of Smart, Brown and Nash combined for 29 points.

Oklahoma State took advantage of 13 South Carolina turnovers, scoring 21 points off of them as the team hit 13-26 (50 percent) from the field and were 10-14 (71.4 percent) from the line. The Gamecocks went 4-20 (20 percent) from the field.

Despite the halftime deficit, the Gamecocks continued to battle over the second half. Shaw kick-started a spurt midway through the half as he connected on a 3-pointer and followed that up with a dunk 30 seconds later to cut the lead to 50-28. Johnson followed that up with a lay-in and pair of free throws before Oklahoma State's Brian Williams responded.

With under nine minutes remaining in the game, Shaw was back to it from beyond the arc as he hit his second and third 3's of the game just minutes apart, with the second making it 70-44 game.

Throughout the final 20 minutes, Oklahoma State outscored South Carolina by three as the Gamecocks found a better rhythm, shooting 12-25 (48 percent) in the second half after going 4-20 (20 percent) in the opening half. The Cowboys though scored 14 points from the free throw line as they maintained their lead.

Guard Bruce Ellington rejoined the team this week after competing with the football team throughout the season. He saw his first game action, playing 17 minutes.

GAME 3

Official Basketball Box Score -- Game Totals -- Final Statistics
South Carolina vs Clemson
 11/17/13 5:00 PM at Clemson, S.C. (Littlejohn Coliseum)

South Carolina 57 • 1-2

##	Player	Total			3-Ptr			Rebounds			PF	TP	A	TO	Bk	Stl	Min
		FG	FGA	FT	FTA	Off	Def	Total									
21	HENRY, Demetrius	f	4-9	0-0	1-4	3	2	5	9	0	1	1	0	1	0	22	
25	KACINAS, Mindaugas	f	6-11	0-0	1-2	7	5	12	4	13	0	2	0	1	1	31	
00	THORNWELL, Sindarius	g	3-5	1-1	3-3	1	3	4	1	10	0	1	0	2	31		
04	JOHNSON, Tyrone	g	2-11	0-2	1-2	1	2	3	2	5	2	2	0	1	32		
10	NOTICE, Duane	g	1-7	0-2	0-0	2	1	3	2	2	4	0	0	0	20		
01	WILLIAMS, Brenton	g	0-5	0-2	0-0	0	2	2	0	1	0	0	0	0	19		
05	SHAW, Jaylen	g	0-0	0-0	0-0	0	0	0	0	0	1	0	0	0	1		
14	CHATKEVICIUS, L.	g	2-3	0-0	0-0	2	2	3	4	0	1	1	0	0	10		
15	THEUS JR., Reggie	g	0-1	0-0	0-0	0	1	1	0	0	0	0	0	0	1		
20	MCKIE, Justin	g	0-1	0-1	1-2	1	0	1	0	1	0	0	0	0	1		
24	CARRERA, Michael	g	4-9	0-2	1-3	1	1	2	1	9	0	1	0	2	21		
32	RINGER, Desmond	g	1-3	0-0	2-2	0	1	1	3	4	1	0	0	0	10		
35	STEELE, Brian	g	0-0	0-0	0-0	0	0	0	0	0	0	0	0	0	1		
Team						3	2	5									
Totals			23-65	1-10	10-18	11	20	41	21	57	7	13	2	6	200		

FG % 1st Half:	12-36	33.3%	2nd Half:	11-29	37.9%	Game:	23-65	35.4%	Deadball Rebounds:	3
3FG % 1st Half:	1-5	20.0%	2nd Half:	0-5	0.0%	Game:	1-10	10.0%		
FT % 1st Half:	1-3	33.3%	2nd Half:	9-15	60.0%	Game:	10-18	55.6%		

Clemson 71 • 3-0

##	Player	Total			3-Ptr			Rebounds			PF	TP	A	TO	Bk	Stl	Min
		FG	FGA	FT	FTA	Off	Def	Total									
05	BLOSSOMAGE, Jaron	f	0-1	0-0	0-0	1	1	2	1	0	1	1	2	0	0	20	
32	McDANIELS, K.J.	f	7-12	1-2	6-6	2	8	10	2	21	1	3	7	2	36		
35	NOKO, Lamyarc	c	1-2	0-0	0-0	3	1	4	2	0	1	1	1	0	14		
12	HALL, Rod	g	3-7	0-1	8-9	0	3	3	2	14	4	1	0	2	32		
01	HARRISON, Damarcus	g	0-4	0-2	0-0	0	2	2	0	3	1	0	0	0	13		
01	AJUKWA, Austin	g	0-0	0-0	0-0	0	0	0	1	0	0	1	0	0	0		
03	FILER, Adonis	g	3-3	2-2	0-0	0	0	0	2	8	0	3	0	1	9		
20	ROPER, Jordan	g	3-8	1-3	8-8	0	5	5	1	15	4	0	1	0	30		
33	SMITH, Josh	g	1-3	0-0	1-2	0	1	1	3	3	0	1	0	1	17		
42	DJAMBO, Ibrahim	g	3-7	1-4	1-1	0	1	1	2	8	1	0	1	1	20		
50	DJITTE, Sidy	g	0-1	0-0	0-0	1	3	4	2	0	0	0	0	0	9		
Team						0	1	1									
Totals			21-48	5-14	24-26	7	26	33	20	71	14	12	8	0	200		

FG % 1st Half:	10-24	41.7%	2nd Half:	11-24	45.8%	Game:	21-48	43.8%	Deadball Rebounds:	2
3FG % 1st Half:	3-5	60.0%	2nd Half:	2-8	25.0%	Game:	5-14	35.7%		
FT % 1st Half:	12-14	85.7%	2nd Half:	12-12	100.0%	Game:	24-26	92.3%		

Officials: Bryan Kersey, Mike Eades, Joe Lindsay
 Technical fouls: South Carolina-None. Clemson-None.
 Attendance: 7283

Score by periods	1st	2nd	Total
South Carolina	26	31	57
Clemson	35	36	71

GAME 4

Official Basketball Box Score -- Game Totals -- Final Statistics
FIU vs South Carolina
 11/24/13 1 p.m. at Columbia, S.C. (Colonial Life Arena)

FIU 72 • 6-3

##	Player	Total			3-Ptr			Rebounds			PF	TP	A	TO	Bk	Stl	Min
		FG	FGA	FT	FTA	Off	Def	Total									
03	FRINK, Jerome	f	2-4	0-0	4-4	1	4	5	4	22	5	2	0	1	32		
15	MURPHY, Tymell	f	9-13	1-2	3-4	1	4	5	4	22	5	2	0	1	39		
21	BUCKLES, Rakeem	f	2-9	1-4	6-6	2	6	8	2	11	0	5	1	2	33		
01	BOSWELL, Jason	g	1-3	1-2	0-0	0	1	1	3	1	1	0	2	22			
22	MAVIN, Dennis	g	4-9	0-1	2-4	1	2	3	10	3	10	3	0	1	33		
12	WILLIAMS, Dominique	g	1-4	1-2	0-0	1	0	1	2	3	2	0	0	1	18		
32	PORCHER JIMENEZ, M.	g	5-8	2-5	3-3	0	2	3	15	1	0	0	1	23			
Team						2	2	4									
Totals			24-50	6-16	18-21	7	20	27	18	72	13	16	3	9	200		

FG % 1st Half:	14-25	56.0%	2nd Half:	10-25	40.0%	Game:	24-50	48.0%	Deadball Rebounds:	2
3FG % 1st Half:	3-5	60.0%	2nd Half:	3-11	27.3%	Game:	6-16	37.5%		
FT % 1st Half:	11-13	84.6%	2nd Half:	7-8	87.5%	Game:	18-21	85.7%		

South Carolina 84 • 2-2

##	Player	Total			3-Ptr			Rebounds			PF	TP	A	TO	Bk	Stl	Min
		FG	FGA	FT	FTA	Off	Def	Total									
21	HENRY, Demetrius	f	7-10	0-0	0-0	3	3	6	3	14	0	0	0	1	31		
24	CARRERA, Michael	f	1-6	1-4	0-1	1	4	5	0	3	0	2	2	0	25		
25	KACINAS, Mindaugas	f	3-5	0-0	3-4	4	5	9	2	9	0	3	0	0	32		
00	THORNWELL, Sindarius	g	4-10	1-1	0-2	1	2	3	3	8	4	1	1	0	26		

GAME 6 - MANHATTAN 86, SOUTH CAROLINA 68
DEC. 17, 2013/COLONIAL LIFE ARENA

COLUMBIA, S.C. - South Carolina was unable to overcome the timely shooting and 34 made free throws from Manhattan tonight as the Gamecocks fell 86-68 to the Jaspers at Colonial Life Arena.

Manhattan's George Beamon scored 26 points on night, while fellow senior Michael Alvarado added 20 points, hitting 10-11 from the free throw line. Freshman guard Sindarius Thornwell led the Gamecocks with 17 points and five rebounds as junior Tyrone Johnson added 12 points.

South Carolina (2-4) opened up the game quick as senior guard Bruce Ellington scored five points in a 20-second span after the Jaspers scored the opening basket. Johnson followed that with lay-in and added a free throw to give the Gamecocks an early 8-2 advantage.

From that point on, Manhattan (8-2) raced out to a 10-2 run to reclaim the lead less than three minutes into the game. Carolina was able to tie it up at 18-18 after a Johnson hit a 16-footer as the shot clock expired. After a quick Jasper turnover, Johnson drove through the lane and added a lay-up after a taking a hard foul. The junior hit one of two ensuing free throws to give the Gamecocks a three-point lead.

Beamon responded for the Jaspers, knocking down a 3-pointer on their next possession to tie-up the game at 21-21 with just over 10 minutes remaining in the half.

Tied at 28-28 with 7:01 remaining in the half, Manhattan went on an 8-0 run, going 8-8 from the free throw line. Senior guard Brenton Williams then found freshman Demetrius Henry on the back door for a dunk to end the drought, but Shane Richards answered with a 3-pointer on the Jaspers' next trip.

Manhattan took a 45-34 lead into the half, due in part to going 18-19 (94.7 percent) from the free throw line, outscoring South Carolina by nine from the line.

After only scoring four of his 17 points in the first half, Thornwell asserted himself in the second half, trying to bring the Gamecocks back, but the Jaspers had an answer each time.

Thornwell cut the deficit to five with a pair from the line at 15:32. The Jaspers responded though with five quick points on a 3-pointer from Alvarado and a pair of free throws from Emmy Andujar.

With under 13 minutes to play, Thornwell squared up and hit an open 3. Alvarado responded though with a two free throws to push Manhattan's lead back to 10.

At the 11:31 mark, Mindaugas Kacinas found Michael Carrera sitting underneath for a lay-in as he was fouled. The sophomore converted the three-point play, but again the Manhattan answered from the line. Beamon followed that up with his second 3-pointer of the night to give the Jaspers a 63-53 lead.

Manhattan maintained its lead throughout the remainder of the game to end the night with their seventh road win of the season, 86-68. As a team, Manhattan shot a 42.3 (93.7 percent) from the free throw line as the Gamecocks hit 22-52 (44.3 percent) from the field and went 22-38 (57.9 percent) from the line.

GAME 7 - USC UPSTATE 74, SOUTH CAROLINA 68
DEC. 19, 2013/COLONIAL LIFE ARENA

COLUMBIA, S.C. - Holding a three-point lead at the half, South Carolina was unable to keep up with USC Upstate's shooting from the field in the second half (48.1 percent) as the Gamecocks fell 74-68 today at Colonial Life Arena.

Freshman Sindarius Thornwell led South Carolina with 19 points and seven rebounds, and junior Tyrone Johnson chipped in 11 points, but the Spartan offense was keyed by Ricardo Glenn who had a season-high 22 points and 14 rebounds to go along with three others who scored in double figures for USC Upstate.

The Gamecocks (2-5) grabbed an early 4-0 lead after senior guard Bruce Ellington found Johnson cutting to the basket, but the Spartans (6-5) quickly tied the game up, scoring on consecutive possessions before senior forward Torrey Craig the road team a one-point advantage from the line.

Carolina responded with a 10-1 run ignited by back-to-back 3's from Thornwell and Duane Notice in less than three minutes. Sophomore forward Liamonas Chatkevicius capped off the run by tipping in a missed attempt from 3 from Brenton Williams.

After a lay-up from Glenn cut the Gamecocks advantage to 24-14 with seven minutes remaining, Williams pushed the lead back 13 with his first 3-pointer of the game. Less than a minute later, Notice turned over Jodd Maxey and quickly found Williams open on the break on the right side for another 3 to extend the run to 8-2 and push the lead to 32-16.

Fueled by six-straight made field goals to the end the half, that included three 3's over the final four-plus minutes, USC Upstate cut the Gamecock lead to 37-33 at the break. The Spartans outscored Carolina 17-4 to close the half as the Gamecocks shot 2-9 over the final four-plus minutes.

Out of the break, Ellington scored his first points of the game on a 3-pointer to push the home side's lead to seven.

With 14 minutes to play on a fast break, the Spartans looked to cut the Gamecocks advantage to one, but Desmond Ringer tracked back and blocked the lay-up attempt. The rebound was passed ahead to Williams who cut into the lane and found Mindaugas Kacinas under the basket to give them a 45-40 lead.

With under 12 minutes remaining, Williams lost the handle on the ball during a drive into the lane that led to Ty Greene finding Fred Miller on the break for two of his 10 points to cut the Gamecocks lead to 45-44. The Spartans grabbed their first lead since the early going as Miller found ShunQuez Stephens cutting to the basket on the next possession.

Up by one at 52-51 with just over seven minutes to play, Carolina saw the Spartans hit a 10-2 run which Craig capped by dunking a missed 3-point attempt from Greene to push the road team's lead to seven.

Ellington began to push the tempo, hitting a jumper at the opposite end before driving to the basket on the next possession after a steal from Kacinas. The senior's lay-up was off the mark, but Demetrius Henry was there to clean up the miss on a dunk to bring to the Gamecocks within three at 61-58 with less than four minutes remaining.

After a Glenn hit one of two from the line as Henry picked up his fifth foul of the game, Carolina pulled within two as Johnson found Ellington at the top of the key for his second 3-pointer of the day. The Spartans though quickly responded Glenn found Greene in the corner for three of his 10 points.

Down three, Johnson drove to the basket and forced a foul on the Spartans, but the ball wouldn't drop for the junior. He converted on the pair, but Miller converted on a three-point play on the other end to extend the Spartans' lead to 69-65 with 37 seconds. Thornwell missed a 3-point attempt on the Gamecocks following possession.

After shooting 11-29 (37.9 percent) in the first half, the Spartans shot 13-27 (48.1 percent) compared to the Gamecocks second half percentage of 27.8 percent (10-36). South Carolina finished the night shooting 23-69 (33.3 percent) from the field while USC Upstate hit 24-56 (42.9 percent).

GAME 6



Official Basketball Box Score - Game Totals - Final Statistics
Manhattan vs South Carolina
12/17/13 7 p.m. ET at Columbia, S.C. (Colonial Life Arena)

Manhattan 86 • 8-2

##	Player	Total			3-Ptr			Rebounds			PF	TP	A	TO	Bk	Stl	Min
		FG	FGA	FT	FTA	Off	Def	Total									
24	Beamon, George	f	8-13	3-4	7-7	2	3	5	2	26	1	0	0	4	29		
05	Brown, Rhameel	f	2-4	0-0	1-2	1	4	5	4	5	0	0	4	0	16		
12	Stores, Rashawn	g	0-2	0-2	2-2	0	2	2	4	2	1	0	0	1	16		
23	Williams, Rich	g	4-4	0-0	1-1	1	1	2	4	9	0	0	0	0	7		
11	Alvarado, Michael	g	4-8	2-2	10-11	1	2	3	20	6	2	0	1	30			
00	Richards, Shane	g	1-5	1-5	0-0	0	2	2	3	0	2	0	2	14			
02	Wilson, Tyler	g	1-2	0-0	0-0	1	1	1	4	2	1	1	0	11			
13	Andujar, Emmy	g	1-5	0-0	2-2	2	3	5	2	4	3	5	1	26			
30	Pankey, Ashton	g	2-6	0-0	5-8	3	2	5	9	0	1	4	0	24			
32	Allen, Carlton	g	0-0	0-0	0-0	0	0	0	0	0	0	0	0	1			
33	Kates, Donovan	g	0-0	0-0	6-6	0	1	1	6	1	3	0	0	25			
	Team				1	1	2										
Totals			23-49	6-13	34-39	12	21	33	30	86	13	16	9	11	200		

FG % 1st Half:	12-28	42.9%	2nd half:	11-21	52.4%	Game:	23-49	46.9%	Deadball Rebounds	7.2
3FG % 1st Half:	3-8	37.5%	2nd half:	3-5	60.0%	Game:	6-13	46.2%		
FT % 1st Half:	18-19	94.7%	2nd half:	16-20	80.0%	Game:	34-39	87.2%		

South Carolina 68 • 2-4

##	Player	Total			3-Ptr			Rebounds			PF	TP	A	TO	Bk	Stl	Min
		FG	FGA	FT	FTA	Off	Def	Total									
21	HENRY, Demetrius	f	2-6	0-0	0-2	1	2	4	4	0	1	0	0	0	19		
25	KACINAS, Mindaugas	f	3-4	0-0	1-4	1	4	5	5	7	2	1	1	1	24		
00	THORNWELL, Sindarius	g	3-9	1-2	10-13	2	3	5	0	17	3	1	1	36			
04	JOHNSON, Tyrone	g	3-8	0-0	6-11	1	2	3	12	3	3	0	0	27			
23	ELLINGTON, Bruce	g	3-6	1-4	0-0	1	1	3	7	2	3	0	0	23			
01	WILLIAMS, Brenton	g	0-1	0-1	0-0	0	0	0	1	0	1	1	0	6			
05	SHAW, Jaylen	g	0-2	0-0	0-0	0	1	1	0	2	2	0	0	15			
10	NOTICE, Duane	g	0-0	0-0	0-0	0	0	0	1	0	1	3	0	7			
14	CHATKEVICIUS, L.	g	3-6	0-0	1-2	1	3	4	2	7	0	0	0	16			
15	THEUS JR., Reggie	g	0-0	0-0	0-0	0	0	0	0	0	0	0	0	2			
20	MCKIE, Justin	g	0-0	0-0	0-0	0	0	0	0	0	0	0	0	4			
24	CARRERA, Michael	g	2-8	0-0	4-4	3	1	4	10	1	0	0	0	14			
32	RINGER, Desmond	g	3-2	0-0	0-2	0	0	0	4	0	0	0	0	5			
35	STEELE, Brian	g	0-0	0-0	0-0	0	0	0	0	0	0	0	0	2			
	Team				2	1	3										
Totals			22-52	2-7	22-38	12	15	27	23	68	15	16	3	200			

FG % 1st Half:	12-26	46.2%	2nd half:	10-26	38.5%	Game:	22-52	42.3%	Deadball Rebounds	11.2
3FG % 1st Half:	1-3	33.3%	2nd half:	1-4	25.0%	Game:	2-7	28.6%		
FT % 1st Half:	9-19	47.4%	2nd half:	13-19	68.4%	Game:	22-38	57.9%		

Officials: Doug Shows, Anthony Jordan, Michael Stephens
Technical fouls: Manhattan-None. South Carolina-None.
Attendance: 7533

Score by periods	1st	2nd	Total
Manhattan	45	41	86
South Carolina	34	34	68

Fast FG - MAN 2nd-00:18, SC 2nd-01:00.
Largest lead - MAN by 18 2nd-01:21, SC by 6 1st-18:31.
Score tied - 6 times.
Lead changed - 6 times.

GAME 7



Official Basketball Box Score - Game Totals - Final Statistics
USC Upstate vs South Carolina
12/19/13 4 p.m. ET at Columbia, S.C. (Colonial Life Arena)

USC Upstate 74 • 6-5

##	Player	Total			3-Ptr			Rebounds			PF	TP	A	TO	Bk	Stl	Min
		FG	FGA	FT	FTA	Off	Def	Total									
05	GREENE, Ty	*	3-12	2-10	2-2	0	3	2	10	1	0	0	2	32			
12	GLENN, Ricardo	*	8-12	0-0	5-10	4	10	14	2	21	5	1	2	32			
23	CRAIG, Torrey	*	3-12	1-6	6-10	4	2	6	3	13	2	4	1	30			
24	MAXEY, Jodd	*	1-4	0-0	2-4	1	6	7	1	4	1	4	0	22			
03	BLESSING, Mario	*	0-2	0-1	0-0	1	0	1	4	0	3	2	0	21			
13	MALUENYEGA, Karim	*	2-4	2-3	1-2	0	2	0	7	2	1	0	0	17			
15	STEPHENS, ShunQuez	*	2-2	0-0	2-3	0	4	2	6	1	1	1	1	10			
32	MILLER, Fred	*	4-5	1-1	1-2	0	2	0	10	2	1	0	3	23			
34	OLUMUYIWA, Babatund	*	0-0	0-0	0-0	0	1	1	0	0	0	1	0	5			
36	BUCHANAN, Michael	*	1-3	0-0	1-3	0	2	2	3	0	0	0	0	8			
	Team				1	2	3										
Totals			24-56	6-21	20-35	13	32	45	17	74	17	14	5	8	200		

FG % 1st Half:	11-29	37.9%	2nd half:	13-27	48.1%	Game:	24-56	42.9%	Deadball Rebounds	6
3FG % 1st Half:	3-13	23.1%	2nd half:	3-8	37.5%	Game:	6-21	28.6%		
FT % 1st Half:	8-13	61.5%	2nd half:	12-22	54.5%	Game:	20-35	57.1%		

South Carolina 68 • 2-5

##	Player	Total			3-Ptr			Rebounds			PF	TP	A	TO	Bk	Stl	Min
		FG	FGA	FT	FTA	Off	Def	Total									
00	THORNWELL, Sindarius	*	6-18	3-10	4-6	2	5	7	4	19	3	5	0	1	29		
04	JOHNSON, Tyrone	*	2-6	0-1	7-8	1	3	4	1	11	3	2	0	1	27		
21	HENRY, Demetrius	*	2-7	0-0	0-2	4	3	7	5	4	0	0	1	16			
23	ELLINGTON, Bruce	*	3-13	2-8	0-0	0	2	2	3	8	2	0	1	29			
25	KACINAS, Mindaugas	*	2-5	0-1	1-2	3	6	9	2	5	2	1	1	36			
01	WILLIAMS, Brenton	*	3-9	2-8	0-0	0	2	0	8	2	2	0	1	20			
05	SHAW, Jaylen	*	0-0	0-0	0-0	0	0	0	0	0	0	0	0	0			
10	NOTICE, Duane	*	1-2	1-1	2-2	0	0	0	1	5	3	0	0	14			
14	CHATKEVICIUS, L.	*	3-6	0-0	0-0	2	4	6	0	0	0	0	0	12			
32	RINGER, Desmond	*	1-3	0-0	0-1	1	2	4	2	0	1	2	0	14			
	Team				4	2	6										
Totals			23-69	8-29	14-20	17	28	45	24	68	15	12	5	9	200		

GAME 9 - BOISE STATE 80, SOUTH CAROLINA 54
DEC. 23, 2013/STAN SHERIFF CENTER/HONOLULU, HI.
HAWAIIAN AIRLINES DIAMOND HEAD CLASSIC

HONOLULU, Hawaii - South Carolina (3-6) suffered an 80-54 loss to Boise State (10-2) in the semifinals of the Hawaiian Airlines Diamond Head Classic on Monday. The Gamecocks will face Akron on Wednesday, Dec. 25, in the third-place game at 6:30 p.m. ET at ESPN2.

Senior guard Brenton Williams led Carolina with 14 points in the game, and freshman guard Duane Notice added 13. The Gamecocks recorded just six assists and 18 turnovers on the night, hitting 37.3 percent (19-51) from the field, compared to the 53.7 percent (29-54) from the Broncos. Junior guard Anthony Drmic paced Boise State with a game high 30 points and three steals.

The veteran Broncos jumped out to an early 9-4 lead behind seven points from Drmic. The Broncos extended their lead to as many as nine in the early goings before a 3 from Williams and lay-in from Notice brought the score to 15-9 Broncos with 12:50 remaining in the first half.

South Carolina started just 4-of-12 from the floor to open the contest and both teams struggled near the eight-minute mark to find the basket with Boise State holding a 22-15 advantage.

A 3 from Boise State's Thomas Bropleh was answered with a 3 from Williams with 5:03 on the clock in the first half to bring the score to 29-21 Broncos.

Junior guard Tyrone Johnson completed a 3-point play from the line after a Broncos foul with just under three minutes remaining in the half, but the Gamecocks would add just two more points before the break. Boise State's Nick Duncan hit a 3 with 40 seconds remaining and Bropleh connected on a lay-in just before the halftime buzzer for a 43-28 Broncos lead at the half.

South Carolina shot just 38 percent (10-26) in the opening stanza, compared to 53.6 percent (15-28) from Boise State. Williams recorded 10 points to pace the Gamecocks and Drmic scored 21 for Boise State in the half. The Broncos also scored 12 points off of 11 Gamecock turnovers in the set.

Notice scored five points early in the second half, but Boise State's Ryan Watkins connected for a pair of lay-ups and Drmic a free throw to put the Broncos lead at 48-33 with 16:41 to play.

A lay-in from Williams broke a four-minute scoreless streak for Carolina at the 13:46 mark. Boise State answered with lay-ups on consecutive possessions from Drmic and Bropleh and the Gamecocks trailed 56-35 with just over 12 minutes to play.

South Carolina continued to struggle from the floor. Jeff Elorriaga hit 3s on consecutive Broncos possessions, before sophomore forward Brian Steele hit his first basket of the contest, a 3, with 8:08 showing on the clock to put the score at 67-40 Boise State.

The Gamecocks battled the remainder of the half, but Boise State's lead was too much and the Broncos closed the 80-54 victory.

GAME 10 - SOUTH CAROLINA 69, AKRON 59
DEC. 25, 2013/STAN SHERIFF CENTER/HONOLULU, HI.
HAWAIIAN AIRLINES DIAMOND HEAD CLASSIC

HONOLULU, Hawaii - South Carolina trailed by as many as nine in the first half, but the Gamecocks (4-6) out-scored Akron 44-28 in the second half to defeat the Zips (6-4) 69-59 to take third place at the Hawaiian Airlines Diamond Head Classic on Christmas Day in Honolulu. Five Gamecocks scored in double-figures, led by freshman guard Duane Notice with a season high 15 points.

"I was proud of our guys," South Carolina head coach Frank Martin said. "I thought we played real hard against Saint Mary's and didn't play very good against Boise, they had a lot to do with it, but proud of our young team that we didn't dwell on that negative moment and really came out today and battled."

"Today we tried to stick to our disciplines. And we fought and made the effort plays, we came up with the loose balls and we got on the offensive glass which created extra possessions and put us on the foul line."

The Gamecocks won the rebound battle 38-35 and scored 46 points in the paint. After poor shooting in the opening half, Carolina hit 46.7 percent in the second half to finish the contest with a 41.7 percentage (25-60) from the floor. Akron hit just 37.9 percent (22-58) for the game.

South Carolina committed a near season low 10 turnovers in the game, including just two giveaways in the second half. The Zips committed 16 turnovers, which led to 20 Carolina points, including 14 in the second half.

South Carolina committed three turnovers early in the contest, which led to four points for Zips and Akron found itself with a 6-0 lead with just under 17 minutes showing on the clock, which forced Gamecock head coach Frank Martin to call an early timeout.

A 3 from senior guard Brenton Williams brought the Gamecocks within three at 10-7 at the 13-minute mark. The teams traded baskets midway through the half before a lay-in from Notice on an assist from Williams tied the contest at 13 with 9:27 showing.

Akon's Jake Kretzer hit a 3 for the Zips and Demetrius Treadwell added one from the free throw line, but the Gamecocks responded with another 3 from Williams and dunk from freshman guard Sindarius Thornwell to take their first lead of the game at 18-17 with 7:33 to play before the half.

A lay-in from freshman forward Desmond Ringer with 2:26 remaining in the first half broke a five-minute scoreless streak for Carolina and put the score at 24-20 Zips. Akron would score five unanswered in a span of 30 seconds to lead by nine with 1:46 remaining.

South Carolina would end the half on a 5-2 run with a 3-point play from Notice and jumper from sophomore forward Michael Carrera and the score stood at 31-25 Akron at the half.

The Gamecocks hit 11-of-30 attempts for a 36.7 percentage in the first half from the floor, with the Zips slightly better at 40 percent (12-30). Akron converted eight Gamecock turnovers into eight points, and the Zips tallied nine second-chance points in the half, compared to four for the Gamecocks on seven offensive rebounds.

Two Akron turnovers led to four points at the foul line from Thornwell early in the second half to bring the Gamecocks within two to 35-33.

South Carolina continued to play aggressively on both ends out of the under-16 minute media timeout. Carrera scored on a lay-in following a made free throw from Akron's Quincy Diggs, and Williams hit two from the free throw line to give South Carolina a 37-36 upperhand with 15:14 remaining. Back and forth play followed with Treadwell and Diggs adding lay-ups for the Zips, but Carrera, Notice and Williams responded with jumpers for Carolina and the score stood at 43-42 Gamecocks at the under-12 minute media timeout.

Junior guard Ty Johnson extended the lead with a pair from the line, and Notice put the score at 49-43 Gamecocks with just under 11 minutes remaining.

A pair of free throws from Williams gave Carolina a 53-45 upperhand with just over seven minutes to play, but Treadwell connected for two free throws and Diggs hit a 3 from the corner to pull the Zips within five at 55-50 with 5:31 showing. Following a Carolina timeout, Johnson hit his fourth consecutive free throw and Carolina's lead was seven.

Notice converted lay-ups on consecutive possessions for his 15th point of the contest, stealing a pass attempt from the Zips on the second basket to put the Carolina lead at 63-56 at the final media timeout of the contest.

Akon had their chances late in the contest, unable to convert on several lay-ups due to high pressure from Carolina's defense at the basket.

Johnson hit a lay-in with one second remaining on the shot clock with under a minute to play, and sophomore forward Mindaugas Kacinas added a with a dunk to put the score at 67-56 Gamecocks.

Akon's Quincy would hit a late 3, but Ringer connected for two at the free throw line to secure the 69-59 Gamecock victory.

Thornwell and Williams posted 12 points each in the win, and Carrera and Johnson contributed 10 a piece. Johnson's five assists were also a game high.

GAME 11 - SOUTH CAROLINA 78, AKRON 45
DEC. 28, 2013/COLONIAL LIFE ARENA

COLUMBIA, S.C. - Playing for the second time since Christmas, South Carolina (5-6) cruised to a 78-45 win in today's rematch with Akron (6-5) at Colonial Life Arena behind a stellar day from senior guard Brenton Williams who tied a career-high in 3-pointers (6) and field goal attempts (17) as he led all scorers with 24 points.

To go with Williams' 6-9 shooting from beyond the arc, sophomore Michael Carrera chipped in a season-best 13 points as well as seven rebounds. Sophomore Mindaugas Kacinas also tallied double-figures on the afternoon with 11 points. Akron was led by Quincy Diggs who recorded 13 points.

After the Zips grabbed an early 4-0 lead, the Gamecocks quickly erased it from the 3-point line as Sindarius Thornwell and Williams hit back-to-back 3s to open up the game for Carolina.

Williams extend the lead to five just under five minutes into the game, but Akron hit a 7-0 spurt over the next three minutes as Deji Ibitayo collected five of five points during the run that gave the Zips a 14-12 lead.

After reclaiming the lead on a pair of free throws from Kacinas, the sophomore extended the lead to three with a lay-in after a strong drive through the lane from Duane Notice freed him up under the rim. A rebound on a his own missed free throw from Thornwell on the Gamecocks next possession allowed Carolina push the lead to 24-18. Notice collected one of his career-high six assists as he found Williams on the right side for an open 3.

Akon managed to cut the deficit to two with 1:46 remaining, but the strong shooting from Williams continued as the senior hit his third 3-pointer of the half. Williams ended the half with 11 points, hitting a season-high three 3's as the Gamecocks took a 30-24 lead into the half.

South Carolina continued its first-half momentum into the second 20 minutes. After missing on its first two shots of the half, the Gamecocks raced out to a 17-1 run with six different players scoring in the opening eight-plus minutes of the half. The Gamecocks held the Zips to 0-6 from field during the stretch as they pushed the lead to 47-25 with 12:24 remaining in the game.

After Pat Forsythe hit a jumper to end the drought for the Zips, Williams connected on his fourth and fifth 3s of the afternoon on back-to-back possessions to give the Gamecocks a 53-27 lead with 10:49 left.

With just over eight minutes remaining, the Gamecocks went on an 11-0 run starting with Carrera passing his season-high mark with his 13th point of the day. The three-minute stretch also saw Kacinas score four of his 11 points as the Gamecocks took a 69-35 lead.

During the run, Williams tied John Roche's school record for consecutive made free throws at 41. Williams' stretch dates back to Feb. 28, 2013 when he hit the second of two free throws against Missouri. Roche accumulated his streak during the 1970 season in a four game stretch (Wake Forest, Davidson, Duke, at N.C. State) from Feb. 9-18.

The 33-point win for the Gamecocks was keyed by a season-high 20 assists to only seven turnovers. Four days ago, Carolina had 12-10 ratio against Zips in its 10-point win at the Diamond Head Classic.

The Gamecocks had a strong performance defensively on the afternoon as they turned the Zips over 21 times and held them to 13-40 (32.5 percent) from the field. Carolina finished the day shooting 28-63 (44.4 percent), going 8-15 (53.3 percent) from 3.

GAME 9

Official Basketball Box Score - Game Totals - Final Statistics
South Carolina vs Boise State
 12/23/13 4:00 p.m. at Stan Sheriff Center - Honolulu, HI

South Carolina 54 • 3-6

#	Player	Total		3-Ptr		Rebounds			PF	TP	A	T	Bk	Stl	Min
		FG	FGA	FG	FGA	FT	FTA	Off							
01	THORNWELL, Sindarius	* 0-6	0-1	1-2	1	0	1	3	1	0	2	0	0	1	18
04	JOHNSON, Tyrone	* 2-7	0-3	1-2	0	1	1	0	5	3	0	0	0	0	21
10	NOTICE, Duane	* 5-10	1-3	2-4	0	2	2	2	13	1	1	0	0	0	33
21	HENRY, Demetrius	* 3-5	0-0	0-0	1	2	3	2	6	0	3	2	0	0	20
25	KACINAS, Mindaugas	* 0-1	0-0	0-1	1	2	3	2	0	1	3	0	0	0	28
01	WILLIAMS, Brenton	4-12	2-7	4-4	1	2	3	14	0	2	0	0	0	1	29
05	SHAW, Jaylen	0-0	0-0	0-0	0	0	0	0	0	0	0	0	0	2	
14	CHATKEVICIUS, L.	1-2	0-0	0-0	1	5	6	2	1	2	2	0	0	13	
15	THEUS JR., Reggie	1-1	0-0	0-0	0	1	1	0	2	0	0	0	0	4	
20	MCKIE, Justin	0-1	0-1	0-0	0	1	1	0	0	0	0	0	0	5	
24	CARRERA, Michael	2-3	0-0	4-5	1	0	1	1	8	0	0	0	0	7	
32	RINGER, Desmond	0-1	0-0	0-0	0	0	0	0	2	0	1	0	0	9	
35	STEELE, Brian	1-2	1-1	0-0	0	0	0	0	3	0	2	0	0	11	
Team				4-16		12-18		9 21		30 18		54 6		18 4 3 200	
Totals		19-51		4-16		12-18		9 21		30 18		54 6		18 4 3 200	

FG % 1st Half: 10-26 38.5% 2nd Half: 9-25 36.0% Game: 19-51 37.3%
 3FG % 1st Half: 2-9 22.2% 2nd Half: 2-7 28.6% Game: 4-16 25.0%
 FT % 1st Half: 6-9 66.7% 2nd Half: 6-9 66.7% Game: 12-18 66.7%

Boise State 80 • 10-2

#	Player	Total		3-Ptr		Rebounds			PF	TP	A	T	Bk	Stl	Min
		FG	FGA	FG	FGA	FT	FTA	Off							
00	WATKINS, Ryan	* 4-7	0-0	0-2	2	1	3	4	8	3	0	0	0	0	22
02	MARKS, Derrick	* 1-2	0-0	2-2	0	0	0	4	4	0	1	0	0	19	
03	DRMIC, Anthony	* 10-17	2-6	8-11	1	5	6	30	1	1	0	3	0	35	
11	ELORRIAGA, Jeff	* 3-7	3-6	0-0	1	3	4	3	9	0	1	1	0	30	
14	HADZIMEROVICI, Igor	* 1-4	0-1	0-0	1	7	8	4	2	4	2	1	0	24	
01	THOMPSON, Mikey	4-5	1-1	1-2	0	1	1	4	10	3	1	0	0	21	
04	BROPLEH, Thomas	3-6	1-3	2-2	1	0	1	0	9	5	1	1	0	22	
05	HANSTAD, Joe	0-0	0-0	0-0	0	0	0	0	0	0	0	0	0	1	
13	DUNCAN, Nick	2-5	2-5	0-0	0	2	2	6	0	1	1	0	0	20	
20	NEBEKER, Joey	0-0	0-0	0-0	0	0	0	0	0	1	0	0	0	1	
21	DUKULIS, Edmunds	0-0	0-0	0-0	0	0	0	1	0	0	0	0	0	1	
25	TRENT, Dezmyne	1-1	0-0	0-0	0	0	0	0	2	0	0	0	0	1	
34	NESS, Jake	0-0	0-0	0-0	0	0	0	0	0	0	0	0	0	2	
Team				9-22		13-19		7 21		28 22		80 16		9 3 7 200	
Totals		29-54		9-22		13-19		7 21		28 22		80 16		9 3 7 200	

FG % 1st Half: 15-28 53.6% 2nd Half: 14-26 53.7% Game: 29-54 53.7%
 3FG % 1st Half: 5-11 45.5% 2nd Half: 4-11 36.4% Game: 9-22 40.9%
 FT % 1st Half: 8-11 72.7% 2nd Half: 5-8 62.5% Game: 13-19 68.4%

Officials: Darron George, Kip Kissingner, Jason Baker
 Technical fouls: South Carolina-None. Boise State-None.
 Attendance:
 Hawaiian Airlines Diamond Head Classic Semifinal

Score by periods	1st	2nd	Total
South Carolina	28	26	54
Boise State	43	37	80

Points In Off 2nd Fast
 SC 22 2 7 0 29
 BSU 40 20 8 0 27

GAME 10

Official Basketball Box Score - Game Totals - Final Statistics
Akron vs South Carolina
 12/25/13 1:30pm at Stan Sheriff Center - Honolulu

Akron 59 • 4-4

#	Player	Total		3-Ptr		Rebounds			PF	TP	A	T	Bk	Stl	Min
		FG	FGA	FG	FGA	FT	FTA	Off							
01	TREADWELL, Demetrius	* 4-9	0-0	4-5	2	5	7	12	0	2	0	1	0	33	
03	EVANS, Nyles	* 2-7	0-2	1-2	0	0	3	5	0	0	0	1	0	21	
10	HARNEY, Nick	* 4-10	0-0	1-3	6	0	6	9	3	1	0	0	0	25	
21	MACADAMS, Reggie	* 1-3	0-2	2-3	2	1	3	1	4	0	1	0	0	18	
34	FORSYTHE, Pat	* 2-3	0-0	0-1	1	2	4	4	0	2	3	1	0	14	
04	IBITAYO, Deji	1-3	1-2	0-0	1	4	5	0	2	0	3	0	0	13	
12	BETANCOURT, Carmelo	0-2	0-1	0-0	0	0	0	0	0	0	0	0	0	2	
13	DIGGS, Quincy	3-9	2-5	2-5	1	3	4	10	4	4	0	0	0	27	
15	KRETZER, Jake	2-5	2-5	0-0	1	2	3	6	1	1	0	1	0	24	
23	JOHNSON, Isaiah	3-7	0-0	0-0	1	1	2	6	0	0	2	1	0	13	
Team				5 1		6		19 23		31 25		59 10		16 8 5 200	
Totals		22-58		5-17		10-19		16 19		35 19		59 10		16 8 5 200	

FG % 1st Half: 12-30 40.0% 2nd Half: 10-28 35.7% Game: 22-58 37.9%
 3FG % 1st Half: 2-7 28.6% 2nd Half: 3-10 30.0% Game: 5-17 29.4%
 FT % 1st Half: 5-10 50.0% 2nd Half: 5-9 55.6% Game: 10-19 52.6%

South Carolina 69 • 4-6

#	Player	Total		3-Ptr		Rebounds			PF	TP	A	T	Bk	Stl	Min
		FG	FGA	FG	FGA	FT	FTA	Off							
00	THORNWELL, Sindarius	* 4-11	0-2	4-5	0	4	4	2	12	2	2	1	0	29	
01	WILLIAMS, Brenton	* 3-8	2-4	4-4	1	3	4	2	12	2	0				

GAME 12 - SOUTH CAROLINA 92, MARSHALL 65
DEC. 30, 2013/COLONIAL LIFE ARENA

COLUMBIA, S.C. - After scoring 78 points two days ago, South Carolina (6-6) followed Saturday's performance with its best offensive showing of the season tonight, defeating Marshall (5-8) 92-65 at Colonial Life Arena.

The Gamecocks were led by Tyrone Johnson and Brenton Williams who each scored 18 points on the night. Along with Duane Notice (13) and Demetrius Henry (12), the four combined for 61 of the team's 92 points. Shawn Smith led the Herd with 19 points, while Ryan Taylor chipped in 18.

Williams continued his hot shooting of late from beyond the arc by hitting his first two to give Carolina an early 6-4 lead. After a pair of free throws from Taylor tied-up the game, the Gamecocks went on a 8-3 run as Henry scored four points for Carolina in the paint on consecutive possessions.

As the Herd cut the deficit to three, Henry was there again to extend the lead, hitting a pair of jumpers to push the Gamecocks lead 20-13 with eight minutes remaining.

With Carolina holding a 24-18 lead, Marshall went on a 11-4 run over a two-plus minute span to take a 29-28 lead with 3:55 remaining in the half, its first since taking 4-3 lead early in the game. The Herd went 6-6 from the line during the stretch.

The Gamecocks regained the lead though on a jumpers from Michael Carrera and Johnson. After trading field goals, and the lead, Carolina finished the half on 6-0 run to end the half and take a 36-31 lead into the break after holding Marshall without a field goal over the final 2:44.

Despite allowing the Herd to convert on only eight field goals in the opening 20 minutes, the visitors went 14-20 (70 percent) from the free throw line as the Gamecocks were whistled for 16 fouls.

South Carolina opened the second half on a 9-3 run to take a 45-34 advantage. Sindarius Thornwell scored the three of the first five points of the half after sitting much of the first half with two fouls.

The Herd was able to get the deficit back down to seven with less than 16 minutes to play after a Taylor scored on put back. The Gamecocks quickly countered though as Williams found Notice open in the left corner for a 3. The triple ignited a 14-1 Carolina run over the next three minutes. The freshman ended the night two points off his career-high, but tied his high in assists with six and set a new high in rebounds with six.

With 9:15 remaining, Williams drove to basket and scored a lay-up after being fouled. The senior went to the line and converted on the three-point play and passed John Roche's school record for consecutive free throws made in the process with his 42nd in a row. Williams' streak dates back to Feb. 28, 2013 versus when he hit the second of two free throws versus Missouri.

On Marshall's following possession, Williams turned over Smith and took it the other way to give the Gamecocks a 71-48 lead after a quick 8-2 run with 8:39 remaining.

Holding an 18-point lead with under seven minutes left, Johnson scored six straight points to extend to the Gamecocks lead to 80-57. The junior finished the night by totaling 18 points for the third time this season.

Carolina closed out the game out-scoring the Herd 12-8, to finished off the 92-65 win.

For only the second time this season, South Carolina hit over 55 percent from the field, going 34-66 (56.8 percent), while the defense held Marshall to 37.8 percent (17-45). The shooting helped Carolina negate a 12-point advantage for the Herd on the free throw line as the visitors hit 30-46 (65.2 percent) from the stripe compared to the Gamecocks who were 18-25 (72 percent). Carolina held a decided advantage on the boards at 45-27.

GAME 12



Official Basketball Box Score - Game Totals - Final Statistics
Marshall vs South Carolina
12/30/13 7 p.m. ET at Columbia, S.C. (Colonial Life Arena)

Marshall 65 • 5-8

#	Player	Total		3-Pr		Rebounds			PF	TP	A	T	Bk	Stl	Min
		FG-FGA	FG-FGA	FT-FTA	FT-FTA	Off	Def	Tot							
21	GOARD, TyQuane	f	1-3	0-0	2-4	2	1	3	3	4	1	0	0	0	22
25	TAYLOR, Ryan	f	6-11	1-2	5-8	1	4	5	18	1	0	0	3	1	29
01	CANTY, Kareem	g	2-15	0-6	7-8	0	2	2	3	11	1	1	1	1	38
02	THOMAS, Chris	g	3-6	0-3	4-9	0	1	1	5	10	3	0	1	1	27
15	BOYKINS, DeVince	g	0-1	0-0	1-3	0	2	2	1	0	0	0	0	0	16
00	SMITH, Shawn	g	4-6	0-1	11-15	2	1	3	2	19	1	3	0	0	29
13	SANE, Cheikh	g	1-1	0-0	0-0	1	2	3	3	2	0	2	1	1	17
07	MANNING, Tamron	g	0-1	0-1	0-0	0	2	2	0	0	0	0	0	0	15
34	MBO, Yous	g	0-0	0-0	0-0	0	0	0	3	0	0	0	0	0	5
35	LOOP, Austin	g	0-1	0-1	0-0	0	0	0	0	0	0	0	0	0	2
Team						3	3	6							
Totals			17-45	1-14	14-34	9	18	27	26	65	9	16	6	2	200

FG % 1st Half: 9-22 36.4% 2nd Half: 9-23 39.1% Game: 17-45 37.8%
3FG % 1st Half: 1-7 14.3% 2nd Half: 0-7 0.0% Game: 1-14 7.1%
FT % 1st Half: 14-21 66.7% 2nd Half: 16-26 61.5% Game: 30-47 63.8%

South Carolina 92 • 6-6

#	Player	Total		3-Pr		Rebounds			PF	TP	A	T	Bk	Stl	Min
		FG-FGA	FG-FGA	FT-FTA	FT-FTA	Off	Def	Tot							
21	HENRY, Demetrius	f	6-7	0-0	0-0	2	0	2	5	12	0	0	0	1	14
25	KACINAS, Mindaugas	f	2-5	0-0	0-0	3	2	5	3	4	2	2	0	1	16
00	THORNWELL, Sindarius	g	1-3	0-0	1-2	0	1	1	3	3	1	0	0	0	9
01	WILLIAMS, Brenton	g	7-11	3-5	1-1	0	1	1	4	18	3	2	0	1	20
10	NOTICE, Duane	g	4-8	1-2	4-5	2	4	6	13	6	2	0	1	1	31
04	JOHNSON, Tyrone	g	6-10	2-2	4-6	0	3	3	1	18	3	1	0	0	30
05	SHAW, Jaylen	g	0-2	0-0	4-4	0	1	1	1	4	1	0	0	0	17
12	CONSTABLE, Austin	g	0-2	0-1	0-0	0	0	0	1	0	0	0	0	1	2
14	CHATKEVICIUS, L.	g	1-3	0-0	0-0	1	1	2	1	2	0	0	0	0	8
15	THEUS JR., Reggie	g	1-2	0-0	1-4	3	0	3	0	3	1	0	0	0	4
20	MCKIE, Justin	g	1-3	0-1	1-2	2	2	4	0	3	0	0	1	1	4
34	CARRERA, Michael	g	2-4	0-0	2-2	2	3	5	4	8	1	3	4	1	22
32	RINGER, Desmond	g	2-4	0-0	0-0	1	6	7	3	4	0	1	0	0	14
35	STEELE, Brian	g	0-2	0-1	0-0	1	0	1	5	0	1	0	0	0	9
Team						1	2	3							
Totals			34-66	6-12	18-26	18	26	44	32	92	19	11	4	7	200

FG % 1st Half: 13-29 44.8% 2nd Half: 21-37 56.8% Game: 34-66 51.5%
3FG % 1st Half: 2-3 66.7% 2nd Half: 4-9 44.4% Game: 6-12 50.0%
FT % 1st Half: 8-9 88.9% 2nd Half: 10-17 58.8% Game: 16-26 61.5%

Officials: Mike Nance, Pat Adams, Terry Moore
Technical fouls: Marshall-None. South Carolina-None.
Attendance: 7935

Score by periods	1st	2nd	Total
Marshall	31	34	65
South Carolina	36	56	92

Last FG - MAR 2nd-03:09, SC 2nd-06:09. Score tied - 2 times.
Largest lead - MAR by 1 1st-17:48, SC by 27 2nd-00:09. Lead changed - 6 times.

GAME 13 - SOUTH CAROLINA 82, SC STATE 75
JAN. 3, 2014/COLONIAL LIFE ARENA

COLUMBIA, S.C. - After a furious second-half rally from the visitors, South Carolina (7-6) grinded out an 82-75 win tonight over South Carolina State (4-9) at Colonial Life Arena as the Gamecocks shot 50 percent from the field for the second straight game.

Four Gamecocks ended the night in double figures as senior Brenton Williams led all scorers with 19 points on an efficient 6-7 from the field and 2-3 from 3-point range. Freshman Demetrius Henry recorded his first career double-double with 10 points and a career-high 11 rebounds. Senior forward Matthew Hezekiah led the Bulldogs with 18 points and five rebounds, while fellow senior Theron Stephens added 15 points.

Carolina opened the game on a 5-0 run after a jumper from Williams and three points from Duane Notice. The Bulldogs were able to pull within two at 6-4 after a Devin Joint tipped in a missed jumper from Hezekiah, but Notice responded for the Gamecocks with his sixth point in the first four minutes.

Palmer answered for SC State with a 3 of his own, but Williams connected from 3 on the other end for the Gamecocks as they took a 12-7 lead. That 3-pointer started a 9-1 run for home team that Williams capped off 43rd and 44th consecutive made free throws as he pushed South Carolina's lead to 18-8 with just over 12 minutes to play.

Following Johnson's first 3 of the game just two minutes later, Laimonas Chatkevicius began to impose himself inside as he scored on three-straight possessions as Notice earned three of his career-high eight assists during the stretch.

With 1:31 left in the half, a quick 5-0 run after a jumper from Notice and Williams' second three of the game, the Gamecocks held their largest lead of the half of 15. The Bulldogs though turned up the pressure on the final possession after getting two points back. Darrion Eastmon picked off a pass attempt from Notice in the backcourt and dished it to Darryl Palmer for the lay-up on the break.

South Carolina held a 44-33 lead at the break after shooting 15-29 (51.7 percent) from the field and going 6-12 from behind the arc.

SC State continued its late first-half run into the second as Stephens hit back-to-back 3s in the first minute and a half to cut the deficit to 44-39. After a pair of free throws from Sindarius Thornwell three minutes in, the Bulldogs went on a 6-0 run, punctuated by Joint dunking a missed shot to cut to the game to two at 50-48 with 15:23 on the clock.

Despite seeing the game cut to one a minute later, the Gamecocks were able to maintain the lead until the Bulldogs came up with another 6-0 run to tie-up the game at 60-60 with 7:02 to play. On the ensuing possession though, Notice found Thornwell open on the right side where he drained his lone 3-pointer on the night.

With SC State trying to get momentum back with the score at 70-65 with under four minutes remaining, Johnson found an opening in the lane and split two defenders as he drove to the basket for a left-handed lay-in as he was fouled. The junior converted the free throw to push the lead to eight. He finished the night with 17 points.

The Gamecocks sealed their fourth-straight win as they hit 9-12 from the free throw line during the final minutes.

South Carolina went 25-50 (50 percent) from the field and 7-15 (46.7 percent) from the 3-point line, while SC State shot 29-65 (44.6 percent) from the field and 5-20 (25 percent) from 3.

GAME 13



Official Basketball Box Score - Game Totals - Final Statistics
SC State vs South Carolina
1/3/14 7 p.m. at Columbia, S.C. (Colonial Life Arena)

SC State 75 • 4-9

#	Player	Total		3-Pr		Rebounds			PF	TP	A	T	Bk	Stl	Min
		FG-FGA	FG-FGA	FT-FTA	FT-FTA	Off	Def	Tot							
30	PALMER, Darryl	f	5-7	2-2	0-0	1	5	6	4	12	0	1	0	0	28
33	RADOVIC, Luka	f	0-1	0-0	1-1	1	2	3	1	0	2	0	0	0	8
00	WHITE, Jalen	g	3-6	0-1	2-4	1	1	2	3	8	5	0	0	0	22
02	STEPHENS, Theron	g	5-12	3-8	2-2	1	0	1	2	15	2	1	0	0	22
15	JOINT, Devin	g	4-6	0-0	1-2	4	3	7	2	9	3	1	3	2	26
02	SMITH, Jordan	g	0-2	0-0	0-0	0	0	0	1	0	0	0	0	0	3
04	KIRSKY, Patrick	g	1-4	0-0	2-4	3	1	4	1	4	1	0	2	15	
05	ADAMS, Adam	g	1-10	0-2	0-0	0	2	4	8	1	2	0	0	21	
11	MITCHELL, Shaquiel	g	0-2	0-0	0-0	1	1	2	0	1	0	1	0	11	
22	HEZEKIAH, Matthew	g	7-9	0-0	4-5	2	3	5	1	18	0	1	1	29	
23	EASTMON, Darron	g	0-0	0-0	0-0	0	0	0	1	0	1	0	1	2	
32	WRIGHT, Koran	g	0-6	0-5	0-0	0	1	1	3	0	1	0	1	13	
Team						3	3	3							
Totals			29-65	5-20	12-18	17	18	35	27	75	14	10	5	7	200

FG % 1st Half: 12-29 41.4% 2nd Half: 17-36 47.0% Game: 29-65 44.6%
3FG % 1st Half: 3-7 42.9% 2nd Half: 2-13 15.4% Game: 5-20 25.0%
FT % 1st Half: 6-10 60.0% 2nd Half: 6-8 75.0% Game: 12-18 66.7%

South Carolina 82 • 7-6

#	Player	Total		3-Pr		Rebounds			PF	TP	A	T	Bk	Stl	Min
		FG-FGA	FG-FGA	FT-FTA	FT-FTA	Off	Def	Tot							
21	HENRY, Demetrius	f	5-11	0-0	0-1	4	7	11	3	10	0	3	1	1	32
25	KACINAS, Mindaugas	f	0-0	0-0	3-6	3	6	9	1	3	0	2	1	1	28
00	THORNWELL, Sindarius	g	1-6	1-3	5-6	0	4	4	3	8	1	0	0	0	22
01	WILLIAMS, Brenton	g	6-7	2-3	5-5	0	0	0	1	19	3	0	0	0	30
10	NOTICE, Duane	g	3-8	1-4	6-8	1	0	1	0	13	8	6	1	1	34
04	JOHNSON, Tyrone	g	5-9	2-2	5-7	0	1	1	2	17	1	0	0	1	24
05	SHAW, Jaylen	g	2-4	1-3	0-0	0	1	1	2	5	0	0	0	0	9
14	CHATKEVICIUS, L.	g	3-3	0-0	0-0	1	1	2	1	6	0	0	0	0	4
24	CARRERA, Michael	g	0-2	0-0	1-2	0	0	0	3	1	0	1	2	0	16
32	RINGER, Desmond	g	0-0	0-0	0-0	0	0	0	0	0	0	0	0	0	1
Team						2	2	2							
Totals			25-50	7-15	25-35	11	20	31	16	82	13	13	4	7	200

FG % 1st Half: 15-29 51.7% 2nd Half: 10-21 47.6% Game: 25-50 50.0%
3FG % 1st Half: 6-10 60.0% 2nd Half: 1-3 33.3

GAME 15 - LSU 71, SOUTH CAROLINA 68 JAN. 11, 2014/COLONIAL LIFE ARENA

COLUMBIA, S.C. - Despite a 9-0 run late in the contest, South Carolina (7-8, 0-2 SEC) could not overcome a 14-point LSU (10-4, 1-1 SEC) lead in the second half, falling to the Tigers 71-68 in the SEC home opener at Colonial Life Arena. Freshman guard Sindarius Thornwell led all scorers with a season high 25 points in the game.

The Gamecocks were plagued by turnovers for the second-straight game, committing 19 in the contest, including 11 in the first half. South Carolina also suffered a lengthy drought without a basket in the second half, going over eight minutes without a made basket, its only scoring coming from 11 points at the foul line.

Neither team shot well, with the Gamecocks hitting 41.7 percent (20-48) from the field, and LSU just 39.3 percent (22-56). Both teams left points at the foul line as well, as South Carolina went 24-of-34 from the line, and the Tigers 22-of-35.

Rookie guard Duane Notice and freshman forward Demetrius Henry were both called for two early fouls before the 17-minute mark of the opening half.

A jumper from Laimonas Chatkevicius with 12:40 showing on the clock on an assist from junior guard Tyrone Johnson gave Carolina its first lead of the game at 11-9.

Neither team could find the basket through the midway part of the half, with the Gamecocks hitting just their first six attempts and LSU four of its first 16. Carolina held a 15-14 upperhand with 8:40 remaining. Thornwell scored his 11th point of the first half near the seven-minute mark and the contest went into the under-eight minute media timeout knotted at 17.

Back-to-back jumpers from LSU's Jordan Mickey tied the contest at 23 with under four minutes to play, but senior guard Brenton Williams scored his first points of the half on the next Gamecock possession.

LSU opened up a seven-point lead after a pair of free throws from Andre Stringer with just over two minutes remaining in the half. Johnson scored two from the free throw line and hit a well-executed 3 out of a Gamecock timeout with under a minute to play, and Carolina trailed by just two at 32-30 at the half.

South Carolina opened the contest hitting 6-of-16, but closed the half hitting five of its final 10 attempts. LSU hit 10-of-30 in the opening set, and was 10-of-15 from the foul line, compared to a 6-of-6 effort from Carolina at the line.

LSU held a 40-36 advantage with 15:44 remaining in the game, at the under-16 minute media timeout, but sophomore forward Mindaugas Kacinas connected for two at the free throw line following the break and the Gamecocks trailed by just two.

Kacinas and Thornwell both missed attempts at the foul line near the 13-minute mark, but a tip in from Thornwell kept the Tiger lead to two with 13:17 to play.

The contest was fast-paced with both teams playing aggressive on both ends of the court. The teams traded baskets through the middle portion of the half, but the Tigers maintained a two-point lead at 44-42 with 11:20 to play.

Mickey and junior forward Johnny O'Bryant III hit consecutive jumpers following a missed free throw from Williams, forcing Gamecock head coach Frank Martin to call a timeout trailing 52-45 with 9:16 to play.

Stringer hit a 3 from the corner with 8:16 to play to push the LSU lead to eight at 55-47, and a 3 from Tim Quarterman saw the Tiger lead advance to 12 at 60-48 just two minutes later.

South Carolina failed to score a basket from the 10:46 mark through the under-four minute media timeout of the half. The drought saw LSU hold a 64-52 advantage with 3:55 to play.

South Carolina continued to battle. A steal from Johnson with 2:24 to play led to a dunk from Thornwell. Carolina's first basket since the 10:46 mark. Thornwell was fouled on the make, but missed the free throw and was called for a foul battling for the rebound.

LSU missed the front end of a 1-and-1 opportunity and Thornwell scored on the transition to pull the Gamecocks within five at 64-59 with 2:11 to play. The Gamecocks utilized their final timeout of the contest following the basket.

The Tigers called timeout with 1:47 to play holding the five-point lead and LSU was unable to convert at the basket, with possession going to Carolina. Johnson had an attempt, but LSU took over possession on the rebound.

LSU's Anthony Hickey converted to two at the foul line for the Tigers, but Williams responded with his first 3 of the contest to cut the lead to four at 66-62 with 54 seconds to play. On LSU's ensuing possession, Carolina was called for an intentional foul, which gave O'Bryant two attempts from the foul line and possession. O'Bryant would hit one at the line to push the lead back to five points.

O'Bryant would add three more from the foul line to push the lead to 69-62 with 41 seconds to play. Johnson would hit a lay-up seconds later, and LSU would lose possession on the inbound pass. Johnson was fouled on another attempt in the lane and would hit one from the line for a 69-65 Tiger lead.

LSU's Malik Morgan would add two free throws down the stretch and the Gamecocks would hold on to the 71-68 win despite a 3 from Thornwell at the buzzer.

LSU out-rebounded the Gamecocks 42-32 in the contest and recorded 14 steals in the game, the most by a Carolina opponent this season. Johnson posted 15 points for the Gamecocks off the bench and Williams added 11 for his seventh-straight double-figure scoring game.

GAME 16 - TEXAS A&M 75, SOUTH CAROLINA 67 JAN. 15, 2014/REED ARENA/COLLEGE STATION, TEXAS

COLLEGE STATION, Texas. - South Carolina (7-9, 0-3 SEC) suffered a 75-67 loss at Texas A&M (12-4, 3-0 SEC) on Wednesday evening in Southeastern Conference play. The Gamecocks led by as many as 11 in the opening half, but the Aggies out-scored Carolina 37-28 in the second half en route to the victory. Junior guard Tyrone Johnson suffered a right foot injury near the end of the first half and did not play the remainder of the game. An update on his injury will be released on Thursday after further evaluation in Columbia.

Foul trouble once again plagued Carolina, with several players' minutes limited due to fouls, especially early in the second half. Senior guard Brenton Williams led the team with 14 points, his eighth-straight double-digit scoring game, while freshman guard Duane Notice added 12 points and five assists. Rookie forward Desmond Ringer set a season high with nine points, and matched a season best with seven rebounds, a team high.

Junior forward Jamal Jones led three Aggies in double figures with 22 points, including a 9-of-12 showing from the free throw line. Texas A&M attempted 41 free throws in the contest, compared to just 22 at the line for Carolina.

The Aggies scored the first basket of the ball game, but the Gamecocks responded with a 10-0 run to lead by eight at the first media timeout of the contest.

Williams added two at the free throw line and sophomore forward Michael Carrera scored his first basket of the game at the 14:39 mark, but A&M climbed to within seven to put the score at 14-17 Carolina with just under 12 minutes to play in the half.

The Gamecocks continued to play aggressive on the offensive end at the midway point. Ringer pulled down an offensive rebound and found Carrera for a wide open 3 from the perimeter. Ringer added a lay-in on the next possession, and the Gamecocks' lead stood at 23-16 with 8:52 showing in the half.

The Aggies would put together a 6-2 run over the course of the next minute and a half and the Carolina lead was just three at 25-22 at the under-eight minute media timeout.

Despite lay-ups from sophomore forward Laimonas Chatkevicius on consecutive possessions, a tip-in from A&M's Davonte Fitzgerald gave the Aggies a 32-31 upperhand with 4:20 remaining in the opening 20 minutes of play.

The teams traded baskets the remainder of the half. A tip-in from Chatkevicius and a pair of free throws from A&M's Shawn Smith saw the Gamecocks lead by one at the break, 39-38. With near a minute to play, Johnson was assisted off the court by the Gamecock athletic training staff, suffering a right foot injury after an awkward step on his foot. He did not return the remainder of the game.

The story of the opening half was a 20-10 rebound advantage for the Gamecocks, while Carolina also held a 20-14 upperhand in points in the paint.

The Gamecocks found themselves in foul trouble early in the second half with Notice, Carrera and sophomore forward Mindaugas Kacinas on the bench with three fouls apiece and freshman guard Sindarius Thornwell with four shortly into the half. A 3 from freshman guard Justin McKie pushed the Gamecocks lead to 50-43 with 15:37 to play.

The Aggies pulled to within two at 53-51 on two free throws from freshman guard Shawn Smith but Carolina held its lead, and Ringer scored his season high ninth point of the contest with 8:02 remaining to push the Carolina lead to 57-54.

South Carolina led the entire second half until two free throws from Jones gave Texas A&M a 58-57 advantage. Smith would hit a 3 from the corner at the shot clock buzzer just moments later, and the Gamecocks called a timeout with 5:51 to play.

The Aggies led by five when Williams hit a long 3 after an offensive rebound and assist from Ringer to keep the score within two at 64-62 Aggies with just over four minutes to play.

The teams matched free throws out of the final media timeout of the contest, but the Aggie lead stood at 73-65 with one minute to play after a layup from junior guard Jordan Green.

Williams hit two from the line with 34 seconds remaining, but Texas A&M held on for the 75-67 victory.

GAME 17 - OLE MISS 75, SOUTH CAROLINA 74 JAN. 18, 2014/COLONIAL LIFE ARENA

COLUMBIA, S.C. - Freshman forward Sindarius Thornwell's first career double-double wasn't enough as South Carolina (7-10, 0-4 SEC) fell 75-74 to Ole Miss (12-5, 3-1 SEC) this evening at Colonial Life Arena in front of its largest crowd of the season at 14,302. Thornwell led the Gamecocks with 24 points and a season high 11 rebounds, but he was unable to hit a tough off-balance shot from the top of the key with 1.8 seconds left.

Thornwell led all scorers, going 7-of-16 from the field and 4-of-7 from beyond on the arc. Anthony Perez led the Rebels with 22 points, while Marshall Henderson and Jarvis Summers each had 19.

Ole Miss opened up the game on a 12-4 run triggered by 3's from Henderson and Perez. Just over four minutes into the game, point guard Duane Notice was whistled for his second foul sending him to the bench. Two minutes later a dunk from Aaron Jones off of an inbound pass forced the Gamecocks to call its first timeout as they trailed by eight.

South Carolina began chipping away through Jaylen Shaw as the freshman hit a 3-pointer with 13:26 on the clock before converting a pair from the foul line 30 seconds later.

Trailing 16-9, Shaw drained his second 3 of the half at the 10:29 mark to bring the Gamecocks within three.

Just under two minutes later, Michael Carrera turned over Summers and took it the length of the court for a layup to pull the Gamecocks within one. Fouled on the play, the sophomore converted the three-point play to tie the game at 18. With just over eight minutes remaining in the half, Carrera gave Carolina its first lead with a pair from the free throw line 30 seconds later.

Carrera continued to be the catalyst for the home team during the early part of the run as he pushed the lead to four as Thornwell found him on the back door.

Thornwell then extended the Gamecocks lead to 27-21 with a 3 from the right side. The guard added two more of his game-high 24 points with just over two minutes remaining in the half to give Carolina an eight-point lead. After two more from Mindaugas Kacinas, the Gamecocks took their largest lead of the half at 12, 37-25, after Desmond Ringer hit a pair from the foul line with 1:27 left.

Perez added two in the final minute for the Rebels, but Carolina took a 37-27 lead into the half as the team turned 11 Ole Miss turnovers into 16 points.

Despite two early free throws from Thornwell to open the second half, the Rebels went on a 15-2 spurt as Henderson scored seven straight points during the run after only scoring three in the first half.

After giving up the lead for the first time since the 8:06 mark in the first half, Thornwell responded with back-to-back 3-pointers to hold the Gamecocks lead at 47-45. Henderson though, quickly responded with a 3 of his own to grab the Rebels the lead back.

Down three at 54-51, Thornwell leveled the game with his season-high fourth 3-pointer of the game with 11:26 on the clock, but South Carolina was unable to regain the lead until the 6:04 mark. Thornwell was sent to the line after pulling down an offensive rebound a missed free throw. The freshman hit 1-of-2 from the line to give the Gamecocks a 62-61 lead.

Notice extended the lead to three on the ensuing possession with a floater in the lane for his first points of the afternoon. The freshman point guard pushed the lead to five with four and half remaining, but the Rebels scored five straight points to tie the game up at 68-68 with 2:56 to play.

With 2:04 left, Summers drove hard through lane and kicked the ball out to Perez in the left corner where the forward hit his second 3 of the game. Brenton Williams attempted to match Perez at the other end, but his shot was off the mark. Summers then converted two from the foul line to push the Rebels lead to 73-68.

Ole Miss though was only able to hit 2-of-6 free throws in the final minutes as the Gamecocks closed the gap at the foul line. After Thornwell converted two attempts, Williams was fouled on a 3-point attempt with six seconds remaining. The senior calmly sank all three free throws to bring Carolina within one.

The Rebels were unable to get a clean inbound pass off and Williams grabbed the errant pass in the backcourt. Out of a timeout with 1.8 seconds left, Thornwell received the pass at the top of the key, but the pressure on the ball forced an off-balance shot that was wide of the mark. Laimonas Chatkevicius recorded 12 points, while Shaw and Williams each scored nine on the day for the Gamecocks, with Williams going 9-of-9 from the charity stripe. Carrera chipped in eight points and six rebounds.

GAME 15



Official Basketball Box Score - Game Totals - Final Statistics

LSU vs South Carolina

1/11/14 1:47 p.m. at Columbia, S.C. (Colonial Life Arena)

LSU 71 • 10-4, 1-1 SEC

#	Player	Total		3-Pr		Rebounds					PF	TP	A	To	Bk	Stl	Min
		FG	FGA	FG	FGA	FT	FTA	Off	Def	Total							
02	O'BRYANT III, Johnny	f	4-9	0-0	5-10	3	4	7	3	13	3	6	0	0	0	0	26
05	COLEMAN, Shavon	f	1-6	1-4	2-2	0	6	6	1	5	1	4	0	0	2	24	
25	MICKEY, Jordan	f	6-10	0-0	1-2	1	3	4	13	0	4	1	1	1	0	27	
01	HICKEY, Anthony	g	0-6	0-4	2-4	1	1	2	2	2	0	0	0	3	30		
24	MORGAN, Malik	g	3-10	0-4	2-5	3	3	6	3	8	4	2	2	2	33		
10	STRINGER, Andre	2-4	2-4	3-4	0	3	3	9	1	0	0	0	0	0	23		
12	MARTIN, Jarell	5-6	1-1	7-8	3	3	6	4	18	0	2	1	5	21			
31	ODO, John	0-0	0-0	0-0	1	0	1	0	0	0	0	0	0	0	11		
55	QUARTERMAN, Tim	1-5	1-1	0-0	2	0	2	4	3	2	1	0	0	0	5		
	Team		2	3													
	Totals		22-56	5-18	22-35	16	26	42	24	71	13	19	4	14	200		

FG % 1st Half:	10-30	33.3%	2nd half:	12-26	46.2%	Game:	22-56	39.3%	Deadball Rebounds	6.1
3FG % 1st Half:	2-10	20.0%	2nd half:	3-8	37.5%	Game:	5-18	27.8%		
FT % 1st Half:	10-15	66.7%	2nd half:	12-20	60.0%	Game:	22-35	62.9%		

South Carolina 68 • 7-8, 0-2 SEC

#	Player	Total		3-Pr		Rebounds					PF	TP	A	To	Bk	Stl	Min
		FG	FGA	FG	FGA	FT	FTA	Off	Def	Total							
21	HENRY, Demetrius	f	0-1	0-0	0-0	1	0	1	4	0	0	0	0	0	0	5	
25	KACINAS, Mindaugas	f	0-2	0-0	4-6	1	1	2	3	4	0	0	1	2	22		
00	THORNWELL, Sindarius	g	9-13	1-3	6-9	1	4	5	4	25	2	3	1	1	35		
01	WILLIAMS, Brenton	g	3-13	2-7	3-4	0	3	3	2	11	2	4	0	2	35		
01	NOTICE, Duane	g	0-0	0-0	0-0	0	0	0	2	0	1	1	0	0	8		
04	JOHNSON, Tyrone	4-13	1-1	6-8	1	4	5	3	15	3	3	0	0	28			
05	SHAW, Jaylen	1-1	0-0	2-2	0	2	4	4	2	3	0	0	0	14			
14	CHATKEVICIUS, L.	1-1	0-0	0-0	0	3	3	1	2	0	1	0	1	10			
24	CARRERA, Michael	2-3	0-0	1-3	0	2	3	5	0	2	2	2	2	20			
23	RINGER, Desmond	0-1	0-0	2-2	1	4	5	2	0	2	0	0	0	23			
	Team		2	2													
	Totals		20-48	4-11	24-34	7	25	32	28	68	10	19	4	9	200		

FG % 1st Half:	11-26	42.3%	2nd half:	9-22	40.9%	Game:	20-48	41.7%	Deadball Rebounds	4
3FG % 1st Half:	2-6	33.3%	2nd half:	2-5	40.0%	Game:	4-11	36.4%		
FT % 1st Half:	6-6	100.0	2nd half:	18-28	64.3%	Game:	24-34	70.6%		

Officials: Joe Lindsay, Patrick Evans, Mike Thibodeaux

Technical fouls: LSU-None. South Carolina-None.

Attendance: 12071

Score by periods	1st	2nd	Total
LSU	32	39	71
South Carolina	30	38	68

Last FG - LSU 2nd-06:03, SC 2nd-00:01.

Largest lead - LSU by 14 2nd-05:45, SC by 3 1st-04:45.

Score tied - 8 times.

Lead changed - 12 times.

GAME 16



Official Basketball Box Score - Game Totals - Final Statistics

South Carolina vs Texas A&M

01/15/14 7:00 PM at Reed Arena (College Station, TX)

South Carolina 67 • 7-9, 0-3 SEC

#	Player	Total		3-Pr		Rebounds					PF	TP	A	To	Bk	Stl	Min
		FG	FGA	FG	FGA	FT	FTA	Off	Def	Total							
00	THORNWELL, Sindarius	* 2-7	0-1	1-1	1	0	1	5	5	2	5	0	0	0	0	21	
01	WILLIAMS, Brenton	* 3-10	2-6	6-6	0	3	3	14	0	3	0	0	1	36			
10	NOTICE, Duane	* 3-7	1-3	5-7	1	2	3	12	5	1	1	1	1	28			
21	HENRY, Demetrius	* 2-3	0-0	0-0	1	1	2	4	2	1	0	1	1	19			
25	KACINAS, Mindaugas	* 1-1	0-0	1-2	0	1	4	3	0	1	0	1	0	13			
04	JOHNSON, Tyrone	* 0-3	0-2	0-0	1	2	3	1	0	2	1	0	0	10			
05	SHAW, Jaylen	0-2	0-2	0-0	0	0	2	0	2	0	0	0	0	13			
14	CHATKEVICIUS, L.	4-6	0-1	0-0	2	2	4	8	0	2	1	0	10				
15	THEUS JR, Reggie																

GAME 18 - GEORGIA 97, SOUTH CAROLINA 76 JAN. 22, 2014/STEGEMAN COLISEUM/ATHENS, GA.

ATHENS, Ga. - South Carolina (7-11, 0-5 SEC) suffered a 97-76 loss on the road in SEC play at Georgia (10-7, 4-1 SEC) on Wednesday night. Freshman guard Sindarius Thornwell scored a season high 26 points to lead four Gamecocks in double figures in the contest.

Thornwell netted his fourth 20-point game of the season, and surpassed his previous season high of 25 points from earlier this month versus LSU. Thornwell hit 8-of-12 attempts from the floor and was 9-of-12 from the free throw line. He also collected four rebounds and dished four of Carolina's eight assists in the game.

Senior guard Brenton Williams responded after a tough outing versus Ole Miss last Saturday, posting 18 points on 6-of-11 shooting from the field and four 3s. Freshman guards Duane Notice and Jaylen Shaw added 14 and 12 points, respectively, in the game.

Georgia was led by junior forward Nemanja Djuricic with 22 points, while Kenny Gaines added 14 and Brandon Morris 13. The Bulldogs posted 10 3s in the game, and hit 33-of-50 from the foul line.

A jumper from Thornwell gave the Gamecocks a 6-4 lead with 17:31 remaining in the first half, but nine-straight points from Djuricic followed by back-to-back Bulldog 3s saw the home team hold a 17-8 uphand four minutes later.

Notice broke the streak with a jumper in the lane, and Shaw hit a 3 with 12:22 on the clock to pull Carolina within six at 19-13.

Georgia held on to a double-digit lead until a floater from Notice near the eight-minute mark brought the Gamecocks within nine at 30-21.

Foul trouble plagued the Gamecocks, with sophomore forward Mindaugas Kacinas and freshman forward Desmond Ringer both with 3 and forced to sit on the bench much of the half. The Bulldog lead stood at 13 at the under-four minute media timeout with 3:51 to play before the break.

South Carolina missed four from the free throw line down the stretch, and UGA led by as many as 15, but sophomore forward Laimonas Chatkevicius pulled down three consecutive defensive rebounds, and Notice and Williams added lay-ins and the Georgia lead was just nine at the break, 45-34.

The Bulldogs scored six 3-pointers in the opening half and out-rebounded the Gamecocks by seven at 21-14. Notice led Carolina with 13 points in the stanza, hitting 4-of-5 from the field. The teams combined for 30 fouls in the set.

Georgia's Charles Mann was called for a flagrant foul just 30 seconds into the second half, sending Notice to the line for two attempts. He hit one from the line and Mann and Williams traded 3-pointers moments later to put the score at 48-38 UGA with 18 to play.

Consecutive turnovers from the Gamecocks saw the Georgia lead push to 22 at 64-42 with just over 14 minutes on the clock.

Chatkevicius fouled out with 12 minutes to play, and freshman forward Demetrius Henry and sophomore forward Michael Carrera were both on the bench with 3 each. Thornwell scored on consecutive possessions midway through the half, but the Bulldog lead hovered near 20 points through the next several minutes of play.

Sophomore forward Brian Steele hit a 3 and earned a steal at the opposite end on the ensuing UGA possession near the four-minute mark. Freshman guard Jaylen Shaw gave the Gamecocks another 3 at the top of the key and the score stood at 87-70 Georgia with 3:33 to play.

Thornwell hit a season high with 26 points on two lay-ups with 90 seconds to play, but Georgia posted the 97-76 victory.

South Carolina finished the contest hitting 45.8 percent (22-48) from the field, compared to 55.1 percent (27-49) from Georgia. The Bulldogs attempted 50 free throws in the contest, a new Carolina opponent record in league play, surpassing UGA's 46 attempts during last season's contest in Columbia.

GAME 19 - MISSOURI 82, SOUTH CAROLINA 74 JAN. 25, 2014/MIZZOU ARENA/COLUMBIA, MO.

COLUMBIA, Mo. - A career-high seven 3-pointers from Brenton Williams and a double-double from Michael Carrera wasn't enough on the road as Missouri (15-4, 3-3 SEC) held off South Carolina (7-12, 0-6 SEC) for an 82-74 win at Mizzou Arena.

Williams posted 32 points as he set career highs in made 3s (7) and 3's attempted (14). Carrera recorded his sixth career double-double with a season-high 16 points and 11 rebounds. Missouri was led by its scoring duo of Jordan Clarkson (22) and Jabari Brown (24) who were above their season average with 46 combined points.

The Gamecocks struggled against Missouri's defense in the early going as the Tigers ran out to an 11-0 run, bookended by 3s from Earnest Ross and Brandon. Carolina scored its first points of the game just over four minutes in as Sindarius Thornwell hit a pair from the foul line.

Despite Williams hitting his first 3-pointer of the game at the 12:47 mark, the Tigers were able to push the lead back to 11 with under 10 minutes remaining after a layup from Brown. Another 3 from Williams though started a 9-2 run from Carolina that brought the team within four at 22-18 with just over six minutes remaining the half.

The Gamecocks went cold from that point on as Ross poured in a nine points during a 16-0 run for the Tigers that gave them a 38-18 advantage with a minute and half remaining until the break.

Carrera ended the four-plus minute scoring drought with a jumper, and Williams added two from the foul line just before half, but Missouri held a 38-22 after the opening 20 minutes, shooting 13-26 (50 percent) from the field compared to Carolina's 7-27 (25.9 percent).

After Brown opened the second half with a 3 for Missouri, Williams answered and the Gamecocks were able to climb back to within 11 two minutes later after a four-point play from Carrera. The Tigers had another answer though in the form of back-to-back 3's from Clarkson and Brown.

Trailing 50-31 with 15:34 on the clock, Carolina went on an 8-2 spurt with 3s from Thornwell and Brian Steele to get within 13.

Down 15 with 9:25 Thornwell, the team's second-leading scorer at that point with nine, was called for his fourth foul and subsequently sent to the bench. Williams continued to try and keep the Gamecocks in the game as he knocked down three consecutive 3-pointers in four Carolina possessions. The third one was the senior's seventh on the day, passing his previous career high of six he tied earlier this season against Akron.

After a layup from Brown with 5:05 remaining gave the Tigers a 71-55 advantage, Carolina went on a 12-2 run to cut the deficit to six with just over a minute to go. The Tigers converted 9-12 from the line down the stretch as they held on for the 82-74 victory.

After only making seven field goals in the first half, South Carolina made 16 in the second half as they shot 50 percent during the final 20 minutes, but its 39 percent (23-59) for the game was not enough as Missouri shot 26-48 (54.2 percent). The Tigers controlled the paint, outscoring the Gamecocks 34-16. Thornwell recorded 14 points and collected four rebounds and four assists before fouling out late in the game for South Carolina. Ross added 14 points, five rebounds and three assists for the Tigers.

GAME 20 - SOUTH CAROLINA 80, TEXAS A&M 52 JAN. 29, 2014/COLONIAL LIFE ARENA

COLUMBIA, S.C. - South Carolina (8-12, 1-6 SEC) led by as many as 32 points and four Gamecocks scored in double-figures, as the Gamecocks posted their first SEC win of the season with a strong offensive effort in an 80-52 victory over visiting Texas A&M (12-8, 3-4 SEC) on Wednesday evening at Colonial Life Arena.

Freshman guard Duane Notice posted a season high 19 points and fellow rookie guard Sindarius Thornwell also posted 19. Senior guard Brenton Williams added 18 and sophomore forward Laimonas Chatkevicius matched his career high with 12 points in the win. The Gamecocks hit 52.2 percent (24-46) in the contest.

Like they did two weeks ago in College Station, the Gamecocks raced out to quick lead, as Demetrius Henry opened the game with a 12-footer. Steals by Williams on back-to-back possessions led to a 3-pointer from Notice and Michael Carrera hitting 1-of-2 from the line after being fouled on a fast break. Carrera followed that up with two of his nine points by tipping in a missed attempt from Notice.

With the Aggies trying to end the run, Williams squared up a 3 to give Carolina 15-5 lead with 13:57 on the clock. Texas A&M was able to climb back and cut the deficit down to six after a pair of free throws with Shawn Smith, but the Gamecocks went a 15-0 spurt forcing the Aggies to call their first timeout. The run was fueled by Chatkevicius, who had six of the 11 points.

A pair of layups from Smith late in the half cut the Gamecocks' lead to 17, but Williams capped off the half with a deep 3 to give Carolina a 41-21 lead heading into the break.

The Aggies opened up the second half with a 7-0 run forcing the Gamecocks to call a timeout. During the stretch, Thornwell was whistled for his second and third fouls within the opening minute. The team's leading scorer was picked up though by freshman teammate as Notice ended the drought with a layup and before hitting the ensuing free throw after being fouled.

Despite Texas A&M cutting into the lead, Notice led the charge throughout the early part of half to help maintain the Gamecocks' lead. The freshman accounted for 10 of the team's 12 points during the first eight minutes of the half as he went on to pass his previous career high.

After a jumper from Thornwell pushed the lead back up to 19 at 56-37 with 10:58 remaining, Williams hit his fourth 3 of the game less than a minute later. It marked the third-straight game that senior has recorded at least four made 3-pointers.

Carolina continued to build on its lead throughout the final nine minutes of the game, primarily from the foul line as they shot 11-of-12 from the charity stripe from that point on to finish the game with an 80-52 win.

The Gamecocks' defense stifled the Aggies' offense all night, allowing them to only shoot 35.6 percent (16-45) from the field. For the first time this season, the Garnet and Black did not allow any of the opposing team's players to score in double figures as Smith and Jamal Jones each led their team with nine.

Carolina also made the most of their opportunities from the foul line, hitting 26-32 (81.3 percent), as Thornwell (8-8), Notice (6-6) and Chatkevicius (2-2) were all perfect on the night. Texas A&M was 16-29 (55.2 percent) from the line.

To go with their game high 19 points, Notice and Thornwell each grabbed four rebounds and dished three assists. Carrera led the Gamecocks with seven rebounds.

GAME 18



Official Basketball Box Score - Game Totals - Final Statistics
South Carolina vs Georgia
01/22/14 8:00 p.m. at Stegeman Coliseum - Athens, Ga.

South Carolina 76 • 71-11 (0-5)		Total										3-Pr		Rebounds				Deadball				
#	Player	F	FGA	FG-FGA	FT	FTA	Off	Def	TP	PF	TP	A	T	Bk	Stl	Min	Reb	Ass	Blk	Stl		
11	HENRY, Demetrius	f	0-5	0-0	1-2	3-2	5	4	1	0	1	0	1	2	1	15						
24	CARRERA, Michael	f	0-3	0-0	0-0	1	5	6	4	0	1	0	0	0	0	19						
00	THORNWELL, Sindarius	g	8-12	1-1	9-12	1	3	4	4	26	4	5	0	0	1	29						
01	WILLIAMS, Brenton	g	4-7	4-7	2-2	0	0	0	18	1	2	0	0	1	35							
10	NOTICE, Duane	g	6-11	6-11	1	1	2	2	14	1	2	0	0	1	22							
05	SHAW, Jaylen	g	2-5	2-3	6-6	0	0	0	1	12	0	2	0	2	19							
14	CHATKEVICIUS, L	1-3	0-0	0-2	0	6	5	2	0	0	0	2	2	15								
15	THEUS JR., Reggie	0-1	0-0	0-0	3-6	2	1	3	9	1	0	0	0	1	29							
25	KACINAS, Mindaugas	0-0	0-0	0-0	0	0	0	0	0	0	0	0	0	0	7							
32	RINGER, Desmond	0-0	0-0	0-0	0	0	0	0	0	0	0	0	0	0	14							
35	STEELE, Brian	1-2	1-2	0-0	0	0	0	1	3	1	1	0	1	12								
Team						2		3														
Totals		22-48	8-14	24-36	8	19	27	33	76	8	15	4	9	200								
FG % 1st Half:		10-25	40.0%	2nd Half:	12-23	52.2%	Game:		22-48	45.8%	Deadball											
3FG % 1st Half:		2-5	40.0%	2nd Half:	6-9	66.7%	Game:		8-14	57.1%	Rebounds											
FT % 1st Half:		12-21	57.1%	2nd Half:	12-15	80.0%	Game:		24-36	66.7%	4											

Georgia 97 • 10-7 (4-1)

Georgia 97 • 10-7 (4-1)		Total										3-Pr		Rebounds				Deadball				
#	Player	F	FGA	FG-FGA	FT	FTA	Off	Def	TP	PF	TP	A	T	Bk	Stl	Min	Reb	Ass	Blk	Stl		
02	Thornthorn, Marcus	f	3-5	0-0	6-9	5	2	7	2	12	0	0	0	0	21							
15	Williams, Dante	f	3-4	0-0	3-6	2	8	10	1	9	1	0	1	0	1	28						
11	Morris, Brandon	f	4-6	0-0	5-9	0	5	3	13	5	0	0	0	0	27							
04	Manni, Charles	g	2-5	2-4	4-4	0	1	1	5	10	3	4	0	0	19							
12	Gaines, Kenny	g	3-10	2-5	6-6	0	3	2	14	4	3	2	0	33								
03	Parker, Juanan	2-4	1-1	0-0	1	2	3	0	5	2	0	0	2	14								
05	Dixon, Tim	0-0	0-0	0-0	0	0	0	0	1	0	0	1	0	6								
10	Echols, Taylor	1-2	1-2	0-0	0	0	0	0	3	0	0	0	0	2								
11	Forté, Cameron	1-1	0-0	1-3	0	0	1	3	0	0	0	0	4									
14	Young, Brandon	0-0	0-0	0-0	0	0	0	0	0	0	0	0	1									
24	Kessler, Houston	0-0	0-0	0-0	1	1	0	0	0	0	0	0	0	1								
25	Geno, Kenny Paul	1-1	0-0	0-0	1	0	1	0	0	0	0	0	0	0	1							
30	Frazier, J.J.	1-5	1-3	0-0	0	1	1	4	3	4	1	0	2	21								
41	Cannon, John	0-0	0-0	1-2	0	1	1	2	1	0	1	0	0	3								
42	Djuricic, Nemanja	6-6	3-3	7-11	4	1	5	4	22	3	3	0	1	21								
Team						0		1														
Totals		27-49	10-18	33-50	13	26	39	26	97	21	14	2	6	200								
FG % 1st Half:		11-23	47.8%	2nd Half:	16-26	61.5%	Game:		27-49	55.1%	Deadball											
3FG % 1st Half:		6-11	54.5%	2nd Half:	4-7	57.1%	Game:		10-18	55.6%	Rebounds											
FT % 1st Half:		17-22	77.3%	2nd Half:	16-28	57.1%	Game:		33-50	66.0%	7											

Officials: Mike Nance, Ron Groover, Lee Cassell
Technical fouls: South Carolina-None. Georgia-None.
Attendance: 3366
Fragrant 1 on Charles Mann at 19:31 in 2nd half.

Score by periods	1st	2nd	Total
South Carolina	34	42	76
Georgia	45	52	97

Last FG - SC 2nd-01:34, UGA 2nd-00:55.
Largest lead - SC by 2 1st-19:38, UGA by 23 2nd-04:16.
Score tied - 3 times.
Lead changed - 1 time.

GAME 19



Official Basketball Box Score - Game Totals - Final Statistics
South Carolina vs Missouri
01/25/14 3 p.m. at Columbia, MO (Mizzou Arena)

South Carolina 74 • 7-12 (0-6 SEC)		Total										3-Pr		Rebounds				Deadball			
#	Player	F	FGA	FG-FGA	FT	FTA	Off	Def	TP	PF	TP	A	T	Bk	Stl	Min	Reb	Ass	Blk	Stl	
21	HENRY, Demetrius	f	1-6	0-0	1-2	2	1	3	3	3	0	1	0	0	30						
24	CARRERA, Michael	f	5-10	1-2	5-8	4	7	11	3	16	4	5	0	1	33						
00	THORNWELL, Sindarius	g	5-13	1-6	3-3	1	3	4	5	14	4	5	0	1	24						
01	WILLIAMS, Brenton	g	8-16	7-14	9-9	0	1	1	3	32	1	0	0	36							
10	NOTICE, Duane	g	1-5	0-1	0-0	1	0	1	3	2	2	0	0	25							
05	SHAW, Jaylen	g	0-1	0-0	0-0	0	0														

GAME 21 - OLE MISS 75, SOUTH CAROLINA 71 FEB. 1, 2014/TAD SMITH COLISEUM/OXFORD, MISS.

OXFORD, Miss. - South Carolina (8-13, 1-7 SEC) held a double-digit lead through the majority of the second half, but Ole Miss (15-6, 6-2 SEC) was able to overcome the deficit late to defeat the Gamecocks 75-71 on Saturday in Oxford.

South Carolina senior guard Brenton Williams paced the Gamecocks with a game-high 23 points, while freshman guards Sindarius Thornwell and Duane Notice added 20 and nine points, respectively. Thornwell added a season high six assists and Notice collected four. Sophomore guard Michael Carrera led the Gamecocks with 11 rebounds.

The Gamecocks shot 46.9 percent (23-49) in the game, but hit just 9-of-24 (37.5 percent) in the second half. South Carolina out-rebounded the Rebels 38-28. Ole Miss held as much as an eight-point lead early, but Carolina chipped away at the Rebel advantage and Williams' third 3 in the opening nine minutes of play gave the Gamecocks a 19-18 upend with 11:39 remaining in the opening half.

Both teams struggled to find the basket through the middle portion of the half, and the score stood at 23-21 Ole Miss at the under-eight minute mark. Out of the break, Williams reached double-figures, as the national leader in free throw percentage knoeked down a pair from the line to tie the game with 7:55 remaining before the break.

Marshall Henderson hit a floater from the corner for the Rebels with four minutes remaining on the clock, but Notice continued a stellar half of basketball, taking the possession coast-to-coast and notching the lay-in and Ole Miss fouled for a chance at a 3-point play out of the media timeout. Notice missed the opportunity at the line, but Carrera was there for the tip-in and Carolina took a 33-31 advantage.

The Gamecock lead continued to grow, and a jumper from Carrera capped a 9-0 Carolina run and put the advantage at 38-31 with just shy of two minutes to play in the half.

South Carolina took a live-point lead into the break after the teams traded makes at the free throw line, before Henderson capitalized on a Gamecock turnover with under 10 seconds to play and broke a four-minute rebel scoring drought to put the score at 40-35.

South Carolina scored 16 points in the paint in the first half, and out-rebounded the Rebels 17-12. The Gamecocks hit 56.0 percent (14-25) in the first half and the Rebels 14-of-28 (50.0 percent), with both South Carolina's Williams and Ole Miss' Henderson leading the way with 13 points in the opening stanza. Both teams pushed offense in the opening two minutes of the second half, as the Gamecocks scored seven quick points out of the break then three-point plays from Thornwell, but the Rebels made a push of their own behind 3s from Anthony Perez and Henderson to put the score at 47-42 Carolina with 17:50 to play.

Williams hit his fourth 3 of the game with 16 to minutes on the clock, the fourth straight game that the senior has hit at least four 3s in the contest, and he added another 30 seconds later, which saw Carolina take its biggest lead of the afternoon to that point at 55-44 with 15:37 remaining, forcing an Ole Miss timeout.

South Carolina continued to build its lead, behind a jumper from sophomore forward Laimonas Chatkevicius and a pair of free throws from Thornwell. Ole Miss' Jarvis Summers connected for a lay-in at the 9:50 mark and the Gamecock lead was 11, 61-50.

Dwight Coleby's lay-in pulled the Rebels within seven with 8:24 to play, but Thornwell hit a huge 3 for Carolina to put the lead back to 10 seconds later. Ole Miss continued to battle, however, and White hit a put-back lay-in to pull the home team within eight at 64-56 with 7:43 to play, and the Rebels called a timeout.

Notice took a charge underneath the Ole Miss basket near the seven-minute mark, followed up with a steal with six minutes to play, which resulted in a make from the free throw line, keeping the Gamecock lead at nine points, 66-57.

On the ensuing Ole Miss possession, Henderson was fouled on a 3-point attempt, and he hit all three from the line to pull the Rebels within six points.

South Carolina was forced to call a timeout with 4:57 to play after the lead was drawn to just four points at 66-62 after two Rebel free throws.

Ole Miss forced a Gamecock turnover in the midpoint out of the break, and the Rebels capped a 7-0 run with a lay-in from LaDarius White with 4:51 to play. Summers sank a 3 at the four-minute mark and Ole Miss took a one-point lead at 67-66.

Williams hit two from the line, and Summers hit a long jumper from just inside the 3-point arc to maintain a one-point Rebel lead at 69-68 with 2:19 to play.

Summers added two more points for Ole Miss with 1:32 remaining to push the lead to three, and Carrera hit one from the line with under a minute to play to put the score at 71-69 Rebels.

Ole Miss held the ball near midpoint long into the shot clock on the ensuing possession, and Summers couldn't connect, but Aaron Jones hit a lay-in and was fouled. He converted at the line, and the Ole Miss lead was five at 74-69 with 24 seconds remaining.

Sophomore forward Mindaugas Kacinas had a tip-in with 18 seconds remaining on a 3-point attempt from Williams, but Summers hit one of two attempts from the line with seven seconds to play and Carolina missed a 3 attempt at the buzzer, as Ole Miss posted the 75-71 victory.

GAME 21

Official Basketball Box Score - Game Totals - Final Statistics
South Carolina vs Ole Miss
2/1/14 12:47 PM at Oxford, Miss./Tad Smith Coliseum

South Carolina 71 • 8-13, 1-7 SEC

#	Player	Total	3-Ptr			Rebounds					PF	TP	A	T	Blk	Stl	Min	
			FG-FGA	FG-FGA	FT-FTA	Off	Def	Off	Def	PF								TP
21	HENRY, Demetrius	f	0-6	0-0	2-4	1	0	1	4	2	0	0	0	0	0	0	0	10
4	CARRERA, Michael	f	2-4	0-1	2-6	5	6	11	3	6	0	1	3	1	1	0	33	
00	THORNWELL, Sindarius	g	7-12	2-4	4-4	0	5	5	3	20	6	6	2	0	0	39		
01	WILLIAMS, Brenton	g	6-12	5-8	6-6	2	1	3	1	23	1	0	0	0	0	34		
10	NOTICE, Duane	g	4-8	0-1	1-3	1	2	3	2	9	4	8	0	2	3	34		
05	SHAW, Jaylen	g	0-0	0-0	0-0	0	1	1	1	0	0	0	0	0	0	6		
14	CHATKEVICIUS, L.	g	2-4	0-0	0-0	0	6	6	1	4	0	2	0	0	0	18		
20	MCKIE, Justin	g	0-1	0-1	0-0	0	1	2	0	2	0	0	0	0	0	7		
25	KACINAS, Mindaugas	g	2-2	0-0	3-4	1	2	3	4	7	0	1	1	0	0	19		
	Team		2	2	4													
	Totals		23-49	7-15	18-27	12	26	38	21	71	13	18	6	3	200			

FG % 1st Half:	14-25	56.0%	2nd half:	9-24	37.5%	Game:	23-49	46.9%	Deadball Rebounds	5
3FG % 1st Half:	4-7	57.1%	2nd half:	3-8	37.5%	Game:	7-15	46.7%		
FT % 1st Half:	8-13	61.5%	2nd half:	10-14	71.4%	Game:	18-27	66.7%		

Ole Miss 75 • 15-6, 6-2 SEC

#	Player	Total	3-Ptr			Rebounds					PF	TP	A	T	Blk	Stl	Min
			FG-FGA	FG-FGA	FT-FTA	Off	Def	Off	Def	PF							
11	Saiz, Sebastian	f	3-7	0-0	0-0	2	4	6	3	6	1	1	0	0	0	0	17
13	Perez, Anthony	f	2-3	2-3	1-4	0	5	5	7	0	0	2	0	0	0	27	
34	Jones, Aaron	f	4-7	0-0	3-3	2	2	4	3	11	0	0	0	0	0	28	
22	Henderson, Marshall	g	7-17	2-9	5-5	1	1	2	1	21	2	1	0	4	0	37	
32	Summers, Jarvis	g	6-11	1-2	2-5	0	1	1	3	15	8	4	2	0	0	37	
03	Millinghaus, Derrick	g	0-3	0-2	0-0	1	0	1	1	0	0	2	0	0	0	8	
04	Cox, Demarco	g	0-0	0-0	0-0	0	0	0	0	1	0	0	0	0	0	8	
10	White, LaDarius	g	3-8	1-3	5-6	3	1	4	2	12	2	1	0	2	28		
23	Coleby, Dwight	g	1-3	0-0	1-1	0	2	2	2	3	0	0	1	0	10		
	Team		2	1	3												
	Totals		26-59	6-19	17-24	11	17	28	21	75	13	9	5	6	200		

FG % 1st Half:	14-28	50.0%	2nd half:	12-31	38.7%	Game:	26-59	44.1%	Deadball Rebounds	3.1
3FG % 1st Half:	3-8	37.5%	2nd half:	3-11	27.3%	Game:	6-19	31.6%		
FT % 1st Half:	4-6	66.7%	2nd half:	13-18	72.2%	Game:	17-24	70.8%		

Officials: Patrick Evans, Tony Greene, CJ Washington
Technical fouls: South Carolina-None. Ole Miss-None.
Attendance: 6977

Score by periods	1st	2nd	Total
South Carolina	40	31	71
Ole Miss	35	40	75

In	Off	2nd	Fast		
Points	Paint	T/O	Chance	Break	Bench
SC	28	12	12	2	11
UM	24	23	12	6	15

Last FG - SC 2nd-00:19, UM 2nd-00:23.
Largest lead - SC by 15:26-10:53, UM by 8:18-14:48.

Score tied - 0 times.
Lead changed - 9 times.

2013-14 | SOUTH CAROLINA MEN'S BASKETBALL

GAME 22 - AUBURN 79, SOUTH CAROLINA 74 FEB. 5, 2014/COLONIAL LIFE ARENA

COLUMBIA, S.C. - South Carolina battled back from a 16-point deficit midway through the second half, but the Gamecocks (8-14, 1-8 SEC) suffered a 79-74 loss to Auburn (11-9, 3-6 SEC) in SEC play on Wednesday night at Colonial Life Arena. Senior guard Brenton Williams led Carolina with 29 points in the contest, hitting 10-of-14 from the field, including 6-of-10 from 3-point range. Chris Denson and KT Harrell led the Tigers with 25 points each in the game.

Williams' six 3s continued a five-game stretch in which the senior has made at least four 3-pointers in a game. Despite only eight points, freshman guard Sindarius Thornwell totaled season high's in assists with nine and steals with four. Sophomore forward Mindaugas Kacinas added 14 points and six rebounds, while freshman guard Duane Notice chipped in 12 points and six rebounds.

The first half started off as a back and forth affair, opening with both team's trading 3-pointers in the opening possessions.

The Tigers hit the first run of the evening to open up a seven-point advantage. With 8:26 on the clock, Harrell converted two at the line to start a 9-2 run that ended with the guard finding Jordan Granger underneath the basket for a dunk to give the visitors a 29-22 advantage.

After four straight points from sophomore forward Michael Carrera and tip in by Kacinas, the Gamecocks closed the gap back to within two, but Auburn answered with five in row to push the lead back to seven.

Williams scored the final six points of the half for the Gamecocks with his second 3 of the game and an and-one after a strong drive to the basket as South Carolina ended the half down 38-35.

A Williams 3-pointer and a jumper from Notice kept the deficit at two early in the second half, but seven straight made field goals from Auburn, with three from Denson, and two Harrell and Tahj Shamsid-Deen, turned the tide. The run extended nearly four minutes as the Tigers outscored the Gamecocks 16-2 until Williams converted a pair at the line before hitting a corner 3 on a fast break to bring the deficit to 13 with 12:08 remaining.

The Tigers' run though was followed by a shift in moment as Williams and Thornwell took charge for South Carolina on an 18-2 to bring South Carolina within two.

Back-to-back steals from Thornwell led to a two-handed dunk from Williams, which he followed up with his fifth 3 of the game. The 10 consecutive points from Williams cut the deficit to eight with 10:28 on the clock.

Four more field goals, including a coast-to-coast layup from Thornwell after his career high fourth steal, saw the Gamecocks pull even at 62-62 with 7:25 left. In less than a minute though, Denson scored five unanswered to give the Tigers a six-point lead at 69-63 with just over five and half minutes.

With just over a minute remaining, Thornwell made a hard drive in the lane and dished to Henry for an open dunk to cut it to 75-71. After Harrell sank two free throws, a 3-pointer by Williams on the other end brought the game to three with 23 seconds on the clock. Shamsid-Deen converted both free throws on the ensuing possession though to put the game out of reach as the Tigers won 79-74. After both teams shot just over 44 percent in the first half, the Tigers shot 66.7 percent (14-21) compared to the Carolina, which went 15-24 (44.1 percent) during the final 20 minutes.

GAME 22

Official Basketball Box Score - Game Totals - Final Statistics
Auburn vs South Carolina
2/5/14 7:30 p.m. at Columbia, S.C. (Colonial Life Arena)

Auburn 79 • 11-9 (3-6 SEC)

#	Player	Total	3-Ptr			Rebounds					PF	TP	A	T	Blk	Stl	Min
			FG-FGA	FG-FGA	FT-FTA	Off	Def	Off	Def	PF							
02	Payne, Allen	f	4-8	1-1	0-1	3	6	9	0	9	2	2	2	2	0	20	
00	DIXON-Tatum, Asahun	c	0-0	0-0	2-2	1	3	4	2	2	1	2	1	1	0	23	
01	Harrell, KT	g	9-18	1-6	6-6	2	4	6	4	25	6	2	0	0	33		
03	Denson, Chris	g	8-12	3-4	6-9	0	3	3	4	25	2	4	0	0	36		
13	Shamsid-Deen, Tahj	g	5-9	0-3	2-2	2	2	4	2	12	3	2	0	1	36		
11	Wade, Dion	g	0-2	0-2	0-0	0	0	0	0	1	0	0	0	0	9		
20	Thompson, Alex	g	0-1	0-0	0-0	0	1	1	0	1	0	0	1	0	9		
21	Canada, Malcolm	g	1-1	0-0	0-0	0	0	0	0	2	1	1	0	1	6		
25	Granger, Jordan	g	2-2	0-0	0-0	1	1	3	4	0	0	0	0	0	8		
41	Attee, Matthew	g	0-1	0-0	0-0	1	2	4	0	0	0	0	0	0	9		
	Team		2	2	2												
	Totals		29-55	5-16	16-20	11	21	32	20	79	16	14	3	8	200		

FG % 1st Half:	15-34	44.1%	2nd half:	14-21	66.7%	Game:	29-55	52.7%	Deadball Rebounds	2.3
3FG % 1st Half:	2-10	20.0%	2nd half:	3-6	50.0%	Game:	5-16	31.3%		
FT % 1st Half:	6-8	75.0%	2nd half:	10-12	83.3%	Game:	16-20	80.0%		

South Carolina 74 • 8-14 (1-8 SEC)

#	Player	Total	3-Ptr			Rebounds					PF	TP	A	T	Blk	Stl	Min
			FG-FGA	FG-FGA	FT-FTA	Off	Def	Off	Def	PF							
21	HENRY, Demetrius	f	3-4	0-0	0-1	1	2	3	4	6	1	0	1	0	0	20	
24	CARRERA, Michael	f	1-5	0-0	3-6	6	2	8	1	5	1	1	0	0	0	23	
00	THORNWELL, Sindarius	g	3-16	0-4	2-2	0	3	3	3	9	3	1	4	0	39		
01	WILLIAMS, Brenton	g	10-14	6-10	3-3	0	0	0	1	29	1	0	0	0	38		
10	NOTICE, Duane	g	4-10	1-2	3-7	2	4	6	2	12	3	3	0	0	33		
05	SHAW, Jaylen	g	0-0	0-0	0-0	0	0	0	0	0	0	0	0	0	2		
14	CHATKEVICIUS, L.	g	0-0	0-0	0-0	0	0	0	0	0	0	0	0	0	4		
20	MCKIE, Justin	g	0-1	0-1	0-0	0	1	1	0	1	1	0	1	0	7		
25																	

GAME 24 - SOUTH CAROLINA 65, VANDERBILT 59
FEB. 13, 2014/COLONIAL LIFE ARENA

COLUMBIA, S.C. - Despite the game being postponed nearly 24 hours due to winter weather across the region, South Carolina (9-15, 2-9 SEC) came out and led for much of the game as the Gamecocks knocked off Vanderbilt (13-10, 5-6 SEC) 65-59 this evening at Colonial Life Arena.

Freshman guard Sindarius Thornwell led Carolina, filling up the stat sheet with 19 points, six rebounds and six assists. Senior guard Brenton Williams added 14 points and freshman guard Duane Notice was also in double-figures with 10. Vanderbilt guard Kyle Fuller led all scorers with 20 points.

In a close contest throughout the first half, the Gamecocks held the lead for nearly the entire 20 minutes. Carolina saw its largest lead of the early going at five points, 20-15, with 7:15 on the clock after Laimonas Chatkevicius tipped in a missed attempt from Thornwell. The Commodores were able to trim the deficit to down one with under five minutes after a long jumper from leading-scorer Rod Odom. Williams, though, responded for Carolina with his first 3-pointer of the game to make it 25-21.

Vanderbilt's Fuller was able to go the length of the court in the final seconds of the half to lay it in as South Carolina took a one-point advantage into the break at 28-27.

The Gamecocks were only able to push the lead to three in the early in the second half before back-to-back buckets from Fuller and Damian Jones gave the Commodores their first lead of the game at 33-32 with 17:25 to go.

With the game tied at 38-38 with 14:46 remaining, Notice stepped up and regained the lead for the Gamecocks with a 3-pointer from the right side. A jumper from Fuller brought it back to one, but with just under 12 minutes showing and the shot clock winding down, Thornwell hit a deep 3 to push the lead back up to four. After Odom cut Carolina's lead back to two with a pair from the foul line, the Gamecocks upped their intensity on the boards and began fighting for ever loose ball which turned into a 7-0 run, capped off by Williams connecting from beyond the arc to give Carolina a 51-42 lead that forced Vanderbilt to call a timeout with 9:14 left. Out of the timeout though, Odom knocked down a 3-pointer for the Commodores from the right corner to end the run.

Thornwell extended the lead to 55-45 after cutting into the lane and hitting a float-er. The lead continued to grow as sophomore forward Mindaugas Kacinas added a free throw, before a steal from Notice led to a fast break and lay-in for sophomore forward Brian Steele with four minutes left on the clock.

The Gamecocks' lead quickly dwindled though as the Fuller scored four points for the Commodores before Odom sunk a 3 from the top of the key to cut it to 58-52. After adding one more to its lead, Carolina pushed its advantage to nine as Thornwell went hard to bucket, missed his attempt but corralled the rebound and was able to convert on his second attempt with 1:13 remaining. Carolina was able to hold on to the lead in the final minute to earn its second conference victory of the season, 65-59.

Vanderbilt (21-48, 43.8 percent) out-shot South Carolina (24-64, 37.5 percent), but the difference for the Gamecocks came on the glass where they out-rebounded the Commodores 45-31, while grabbing 26 offensive rebounds. Kacinas led the charge on the boards with seven, while Michael Carrera, Demetrius Henry and Thornwell each recorded six.

Those offensive rebounds led to a 23-9 advantage for Carolina in second-chance points.

GAME 24



Official Basketball Box Score - Game Totals - Final Statistics
Vanderbilt vs South Carolina
 2/13/14 8 p.m. at Columbia, S.C. (Colonial Life Arena)

Vanderbilt 59 • 13-10 (5-6 SEC)

#	Player	Total			3-Ptr			Rebounds			PF	TP	A	T	Bk	Stl	Min
		FG	FGA	FT	FTA	FG	FGA	FT	FTA	Off							
00	ODOM, Rod	f	3-9	2-6	2-4	0	4	4	4	10	3	3	0	1	38		
25	SIKAM, James	f	2-4	0-0	2-2	6	2	8	4	6	1	0	1	1	27		
30	JONES, Damian	c	6-8	0-0	4-8	4	6	10	4	16	0	2	7	1	39		
11	FULLER, Kyle	g	8-21	0-5	4-6	0	1	1	20	3	3	0	2	37			
24	PARKER, Dai-Jon	g	1-4	1-3	2-3	2	6	8	1	5	2	3	0	0	38		
03	KORNET, Luke	g	0-1	0-1	0-0	0	0	0	0	0	0	0	0	0	1		
14	JOSEPHS, Carter	g	0-0	0-0	0-0	0	0	0	2	0	0	0	0	0	7		
34	MOATS, Shelby	g	1-1	0-0	0-0	0	0	0	2	2	0	1	0	0	13		
	Team								0	0	0						
	Totals		21-48	3-15	14-23	12	19	31	18	59	9	12	8	5	200		

FG % 1st Half: 11-23 47.8% 2nd half: 10-25 40.0% Game: 21-48 43.8% Deadball Rebounds 6
 3FG % 1st Half: 0-4 0.0% 2nd half: 3-11 27.3% Game: 3-15 20.0%
 FT % 1st Half: 5-10 50.0% 2nd half: 9-13 69.2% Game: 14-23 60.9%

South Carolina 65 • 9-15 (2-9 SEC)

#	Player	Total			3-Ptr			Rebounds			PF	TP	A	T	Bk	Stl	Min
		FG	FGA	FT	FTA	FG	FGA	FT	FTA	Off							
04	CARRERA, Michael	f	3-6	0-1	0-0	3	3	6	4	6	0	1	1	3	26		
25	KACINAS, Mindaugas	f	2-5	0-0	1-2	4	3	7	5	5	0	2	2	2	19		
00	THORNWELL, Sindarius	g	6-14	1-2	6-8	3	3	6	2	19	6	3	1	0	36		
01	WILLIAMS, Brenton	g	5-11	2-6	2-2	1	2	3	0	14	2	0	0	0	37		
10	NOTICE, Duane	g	4-13	1-1	1-2	2	2	4	4	10	2	2	0	1	37		
14	CHATKEVICIUS, L.	g	2-6	0-0	3-5	3	2	5	4	7	0	1	0	1	10		
20	MCKIE, Justin	g	0-2	0-1	0-0	0	0	0	0	0	0	0	0	0	1		
21	HENRY, Demetrius	g	1-4	0-0	0-2	4	2	6	2	2	0	1	2	1	21		
35	STEELE, Brian	g	1-3	0-2	0-0	1	0	1	2	1	0	0	0	0	11		
	Team								5	2	7						
	Totals		24-64	4-13	13-21	26	19	45	22	65	11	11	6	8	200		

FG % 1st Half: 11-34 32.4% 2nd half: 13-30 43.3% Game: 24-64 37.5% Deadball Rebounds 8
 3FG % 1st Half: 1-7 14.3% 2nd half: 3-6 50.0% Game: 4-13 30.8%
 FT % 1st Half: 5-6 83.3% 2nd half: 8-15 53.3% Game: 13-21 61.9%

Officials: Ted Valentine, Anthony Jordan, Mike Nance
 Technical fouls: Vanderbilt: None, South Carolina: None.
 Attendance: 9829

Score by periods	1st	2nd	Total
Vanderbilt	27	32	59
South Carolina	28	37	65

Last FG - VU 2nd-00:22, SC 2nd-01:14.
 Largest lead - VU by 2 2nd-04:06, SC by 13 2nd-04:06.

Score tied - 9 times.
 Lead changed - 4 times.

GAME 25 - SOUTH CAROLINA 67, ALABAMA 66
FEB. 15, 2014/COLONIAL LIFE ARENA

COLUMBIA, S.C. - For the second time in three days, South Carolina (10-15, 3-9 SEC) came away with a conference win, topping Alabama (10-15, 4-8 SEC), 67-66, with key plays down the stretch this evening at Colonial Life Arena. The back-to-back SEC wins were the first for Carolina since January 2011, when the team defeated Florida by three on the road and Arkansas in double overtime at home.

Freshman Sindarius Thornwell led the Gamecocks with 22 points, four rebounds and four assists, while Williams added 10 points on 4-of-8 shooting. Senior guard Trevor Releford scored a game-high 27 points to lead the Crimson Tide after only scoring two in the first half.

In a back and forth opening 10 minutes, that saw plenty of defensive pressure that resulted in seven total blocks, freshman guard Jaylen Shaw came off of the bench and connected from beyond the arc at the 9:41 to give the Gamecocks a 12-11 lead. Thornwell followed that with a runner to push the lead to three.

After a layup from Alabama's Nick Jacobs. Shaw hit his second 3-pointer of the half to ignite a 7-0 sprint to give the Gamecocks a 21-13 advantage with under five minutes to play in the half.

With 1:23 left, Thornwell increased his first-half total to nine with a 3 from the top of the key. Eleven seconds later, Thornwell found sophomore forward Brian Steele on the backdoor for a layup to close the half with a 28-19 lead.

The Gamecocks held the Crimson Tide to 25 percent (5-20) from the field in the opening 20 minutes, as they in turn shot 44 percent (11-25). The 19 first-half points is the least allowed for the Gamecocks since the opener this season.

Despite Releford converting on an and-one to start the Carolina responded by out-scoring the Alabama 11-5 over the next three-plus minutes. Williams scored four in five points in the sprint on back-to-back field goals. The stretch pushed the lead to 12 with 16:20 on the clock.

A 3-pointer by Alabama from Levi Randolph in the corner with the shot clock expiring brought the Gamecocks' lead back under double-digits.

The Crimson Tide continued to close the gap, bringing it within three with an 8-1 run after getting 3s from Randolph and Releford. Sophomore forward Laimonas Chatkevicius ended the run with a jumper in the lane after being fouled, but he was unable to convert on the free throw attempt.

Over the following minutes, Alabama closed its deficit to one and kept it there after going from 6-of-6 from the foul line during a minute stretch.

A full court pass from Thornwell to sophomore forward Mindaugas Kacinas for an open layup increased the lead to three, but a 3 from Releford at the top of key tied up the game. That 3-pointer started a stretch of three-straight 3s from the Crimson tide as they took a 60-56 lead with just under four minutes remaining.

A back-door lob from Thornwell to sophomore forward Michael Carrera then brought the deficit to two. On the ensuing possession Releford went left and drove to the basket, but Carrera slid in and took the charge as the senior guard picked up his fourth foul with three minutes to go.

Thornwell tied it up a minute later with a floater in the lane, but Releford scored on a layup on the following possession after drawing a foul, but the guard was unable to convert the attempt.

Alabama drove hard to basket with just over a minute remaining, but Carrera and Kacinas converged to come up with a key block. Thornwell took the ball the length of the court, beat his defender, and dropped in a runner to give the Gamecocks a 63-62 lead with one-minute showing on the clock.

On the other end, Alabama guard Rodney Cooper, who had gone 4-of-4 from the line on the day, was fouled. The junior missed the first, but hit the second to level the game. On Carolina's ensuing possession, Carrera backed himself into the paint, put up a hook shot that appeared to be headed in, but bounced out at the last second. Kacinas, though, out-jumped the Alabama defenders surrounding him and tipped in the miss.

Down two and with the ball in front of its bench, the Tide found Releford at the top of the key on the inbound pass. The senior rose up and let the attempt go, but the ball got stuck between the rim and backboard. The possession arrow was in favor of the Gamecocks.

With 5.8 seconds on the clock, Thornwell was sent to the foul line. The freshman sank the first and rimmed in the second to extend the lead to four. Releford hit his fourth 3 of the game at the buzzer, but it wasn't enough as Carolina came away with the victory, 67-66.

South Carolina went 23-of-47 (48.9 percent) from the field, while Alabama was 18-of-43 (41.9 percent). The Gamecocks dominated the paint doubling the Crimson Tide's total, 32-16, as well as holding a 15-6 edge in fast break points.

Despite only scoring four points, and fouling out late in the game, freshman guard Duane Notice led the team six assists. Carrera led the Gamecocks on the glass with seven rebounds to go with eight points. For Thornwell, the 22 points on the day was his fifth game in SEC play in which he has scored 20 points or more, tying South Carolina's all-time leading scorer B.J. McKie's mark during his freshman season.

GAME 25



Official Basketball Box Score - Game Totals - Final Statistics
Alabama vs South Carolina
 2/15/14 8 p.m. at Columbia, S.C. (Colonial Life Arena)

Alabama 66 • 10-15 (4-8 SEC)

#	Player	Total			3-Ptr			Rebounds			PF	TP	A	T	Bk	Stl	Min
		FG	FGA	FT	FTA	FG	FGA	FT	FTA	Off							
11	Hale, Shannon	f	3-8	1-3	4-6	0	3	3	2	11	1	2	1	1	23		
15	Jacobs, Nick	f	1-3	0-0	0-0	1	0	1	1	2	0	0	1	0	14		
00	Key, Ajie	g	0-2	0-0	0-1	0	1	1	2	0	0	2	0	0	18		
12	Releford, Trevor	g	7-12	4-7	9-10	1	3	4	4	27	3	2	0	3	36		
21	Cooper, Rodney	g	3-8	0-3	5-6	2	3	5	4	11	5	2	1	1	32		
04	Engstrom, Carl	g	0-0	0-0	0-0	0	0	0	0	0	0	0	0	0	3		
10	Taylor, Jimmie	g	2-3	0-0	2-2	0	0	0	3	6	0	1	1	0	26		
20	Randolph, Levi	g	2-4	2-2	0-0	1	2	3	2	6	0	1	1	1	25		
32	Obasohan, Retin	g	0-3	0-0	3-6	0	3	3	2	3	2	0	1	1	21		
35	Slaughter, Dakota	g	0-0	0-0	0-0	0	0	0	0	0	0	0	0	0	2		
	Team								2	3	5						
	Totals		18-43	7-15	23-31	7	18	25	20	66	11	10	5	7	200		

FG % 1st Half: 5-20 25.0% 2nd half: 12-23 56.5% Game: 18-43 41.9% Deadball Rebounds 6
 3FG % 1st Half: 0-4 0.0% 2nd half: 7-11 63.6% Game: 7-15 46.7%
 FT % 1st Half: 9-13 69.2% 2nd half: 14-18 77.8% Game: 23-31 74.2%

South Carolina 67 • 10-15 (3-9 SEC)

#	Player	Total			3-Ptr			Rebounds			PF	TP	A	T	Bk	Stl	Min
		FG	FGA	FT	FTA	FG	FGA	FT	FTA	Off							
34	CARRERA, Michael	f	2-5	0-0	4-4	2	5	7	3	8	0	1	4	0	24		
25	KACINAS, Mindaugas	f	3-4	0-0	0-0	1	4	5	3	6	0	1	0	2	26		
00	THORNWELL, Sindarius	g	6-11	1-4	9-10	1	4	3	4	22	4	0	0	0	36		
01	WILLIAMS, Brenton	g	4-8	2-4	0-0	2	2	2	2	10	0	0	0	0	30		
10	NOTICE, Duane	g	2-7	0-2	0-0	1	2	3	5	4	6	4	0	1	35		
05	SHAW, Jaylen	g	3-5	2-2	0-0	0	0	0	0	8	1	1	0	1	17		
14	CHATKEVICIUS, L.	g	2-4	0-0	3-6	1	3	4	4	7	2	0	1	0	21		
21	HENRY, Demetrius	g	1-1	0-0	0-0	0	1	1	3	3	0	0	0	0	9		
35	STEELE, Brian	g	0-2	0-1	0-0	0	0	0	1	2	0	0	0	0	2		
	Team								1	1	1						
	Totals		23-47	5-13	16-20	8	19	27	63	17	13	5	4	200			

FG % 1st Half: 11-25 44.0% 2nd half: 12-22 54.5% Game: 23-47 48.9% Deadball Rebounds 12
 3FG % 1st Half: 4-9 44.4% 2nd half: 1-4 25.0% Game: 5-13 38.5%
 FT % 1st Half: 2-2 100.0% 2nd half: 14-18 77.8% Game: 16-20 80.0%

Officials: Joe Lindsay, Kevin Fehr, Michael Roberts
 Technical fouls: Alabama:None, South Carolina:None.
 Attendance: 8106

Score by periods	1st	2nd	Total
Alabama	19	47	66
South Carolina	28	39	67

Last FG - UA 2nd-00:02, SC 2nd-00:14.
 Largest lead - UA by 4 2nd-06:57, SC by 11 2nd-07:00

GAME 27 - GEORGIA 73, SOUTH CAROLINA 56
FEB. 22, 2014/COLONIAL LIFE ARENA

GAME 28 - AUBURN 83, SOUTH CAROLINA 67
FEB. 26, 2014/AUBURN ARENA/ABURN, ALA.

COLUMBIA, S.C. - The South Carolina men's basketball team dropped a 73-56 decision to Georgia in an SEC matchup on Saturday afternoon at Colonial Life Arena.

The Gamecocks (10-17, 3-11 SEC) and Bulldogs went to halftime interlocked at 34-34, but a cold-shooting second half by South Carolina allowed Georgia (15-11, 9-5) to pull away for the win. The Gamecocks were 5-of-31 from the floor in the final 20 minutes.

For the game, South Carolina shot 26.3 percent from the field (15-of-57), with seven of its made baskets coming from behind the arc. Freshman Sindarius Thornwell tallied 18 points, dished out five assists and grabbed four rebounds to lead the Gamecocks, while senior Brenton Williams reached double figures for the 17th time in his last 19 games with 16 points, including four 3-pointers. Sophomore forward Michael Carrera pulled down a game-high 12 rebounds and chipped in three points.

Georgia shot at a 44.2 percent clip for the game, including 50 percent from deep (8-of-16). The Bulldogs also held the edge in rebounds (40-38) and points in the paint (24-12). Sophomore guard Kenny Gaines fired in a game-high 27 points on 9-of-14 shooting to lead the Bulldogs, while junior forward Marcus Thornton contributed a double-double with 12 points and 10 boards. Sophomore forward Brandon Morris also had 12 points on the afternoon.

Williams paced the Gamecocks early on, making all three of his 3-point attempts in the first eight minutes. His three from the corner at the 12:23 mark gave South Carolina a 13-6 lead, capping a 10-0 Gamecock run.

Georgia scrapped its way back to take a 22-19 lead with a 16-6 run during the next four minutes. Gaines was instrumental in pushing the Bulldogs in front with nine points during the run, including a pair of 3-pointers.

The Bulldogs held a 34-31 lead with less than a minute left in the half, but Gamecock forward Brian Steele drained a three from the top of the key with 25 seconds remaining to tie the game heading into the locker room.

Thornwell scored 11 points in the half to lead Carolina, while Williams added nine. Carrera pulled down eight rebounds, including six on the offensive end. Gaines carried Georgia with 15 points, and Morris chipped in nine.

The Gamecocks were unable to get their offense going in the second half as they missed their first 14 shots from the field, allowing Georgia to open on a 16-1 run to build a 50-35 lead. Thornwell sank a floater in the lane at the 10:52 mark to make it a 50-37 ballgame, but that was as close as South Carolina was able pull the rest of the way.

AUBURN, Ala. - South Carolina (10-18, 3-12) was unable to overcome a 12-point deficit at the half as the Gamecocks fell 83-67 on the road to Auburn (13-13, 5-10) Wednesday night at Auburn Arena.

Gamecock senior guard Brenton Williams led all scorers with 26 points, hitting 5-9 from 3, while sophomore forward Mindaugas Kacinas added 10 points. Auburn was led by Chris Denson with 22 points, while Allen Payne chipped in 15 and Tahj Shamsid-Deen had 14.

Holding an early 6-3 lead after a jumper from freshman forward Demetrius Henry, Auburn struck with a 10-0 run started by a 3-pointer from KT Harrell. Despite a pair of 3-pointers from Dion Wade, Carolina was able to keep the deficit at eight as the teams crossed the midpoint of the half.

A jumper from freshman guard Sindarius Thornwell with 7:41 on the clock cut Auburn's lead to 21-15. After trading baskets and free throws with the foul total mounting for both teams, but a layup and-one from Denson, pushed the Tigers lead to 37-26 with 1:40 remaining in the half.

After sophomore forward Michael Carrera went 1-of-2 from the line with under a minute remaining, Payne converted both free throws with 14 seconds left to give Auburn a 37-29 lead going into the half. Carolina was held to 8-30 (26.7 percent) from the field.

Carrera opened up the second half with a layup for Gamecocks. The Tigers though responded with a 9-2 run as Shamsid-Deen hit three consecutive 3-pointers to extend their lead to 50-31 just over three minutes in the second half.

The Gamecocks answered the Tigers run with an 11-3 run of their own over the next two minutes with eight points coming from Williams. The Gamecocks though were unable to keep their momentum as the Tigers scored seven unanswered from foul line as they built their lead back up 66-46 with 9:03 left.

Williams was able to cut the deficit back to 15 with his fourth 3 of the of the game, but the back-and-forth game continued as the two teams traded field goals and free throws.

Carolina continued to fight back late as a 10-3 run capped off by a 3 from sophomore forward Brian Steele in the corner with 3:19 remaining cut the deficit to 75-65. That was the closest the Gamecocks would get though as an 8-0 run from the Tigers put the game away as they would go on to win 83-67. Despite shooting under 30 percent in the first half, South Carolina managed to hit 40.4 percent (21-52) from the field for the game, but Auburn shot 52.1 percent (25-48). The Gamecocks held a 36-25 edge on the glass as Carrera recorded a season-high 13, but the Tigers had an 11-3 advantage in steals and turned it into a 22-14 edge in points off turnovers.

GAME 27



Official Basketball Box Score - Game Totals - Final Statistics
Georgia vs South Carolina
 2/22/14 1:30 p.m. at Columbia, S.C. (Colonial Life Arena)

Georgia 73 • 15-11 (9-5 SEC)

##	Player	Total			3-Ptr			Rebounds			PF	TP	A	T	Blk	Stl	Min
		FG	FGA	FT	FGA	FT	FTA	Off	Def	Tot							
02	Thornton, Marcus	f	4-6	1-1	3-3	2	8	10	2	12	0	1	3	0	0	32	
15	Williams, Donte'	f	1-3	0-0	0-1	2	4	2	2	2	0	1	0	1	0	19	
11	Morris, Brandon	f	4-9	0-1	4-8	1	3	4	12	1	2	0	0	1	0	32	
04	Mann, Charles	g	1-10	0-1	5-8	1	4	5	3	7	2	3	0	0	0	27	
12	Gaines, Kenny	g	9-14	5-9	4-5	0	1	1	3	27	0	2	1	0	0	33	
03	Parker, Juwan	f	1-4	0-0	3-4	1	2	3	1	5	1	0	0	0	0	15	
05	Dixon, Tim	0-0	0-0	0-0	0-0	0	0	0	0	0	0	0	0	0	1	8	
10	Echols, Taylor	0-0	0-0	0-0	0-0	0	0	0	0	0	0	0	0	0	0	1	
11	Forte, Cameron	0-0	0-0	0-0	0-0	0	0	0	0	0	0	0	0	0	0	2	
14	Young, Brandon	0-0	0-0	0-0	0-0	0	0	0	0	0	0	1	0	0	0	1	
24	Kessler, Houston	0-0	0-0	0-0	0-0	0	0	0	0	0	0	0	0	0	0	1	
25	Geno, Kenny Paul	0-0	0-0	0-0	0-0	0	0	0	0	0	0	0	0	0	0	1	
30	Frazier, J.J.	1-3	1-3	0-0	0	1	1	2	3	3	1	1	0	0	0	9	
41	Canon, John	0-0	0-0	0-0	0-0	0	0	0	0	0	0	0	0	0	0	1	
42	Djurisic, Nemanja	2-3	1-1	0-0	1	2	3	5	0	1	1	1	0	0	0	18	
	Team				4	5	9										
	Totals		23-52	8-16	19-29	12	28	40	22	73	9	11	7	3	0	200	

FG % 1st Half: 10-25 40.0% 2nd half: 13-27 48.1% Game: 23-52 44.2%
 3FG % 1st Half: 4-9 44.4% 2nd half: 4-7 57.1% Game: 8-16 50.0%
 FT % 1st Half: 10-16 62.5% 2nd half: 9-13 69.2% Game: 19-29 65.5%

South Carolina 56 • 10-17 (3-11 SEC)

##	Player	Total			3-Ptr			Rebounds			PF	TP	A	T	Blk	Stl	Min
		FG	FGA	FT	FGA	FT	FTA	Off	Def	Tot							
04	CARRERA, Michael	f	1-5	0-0	1-2	7	5	12	3	3	0	0	1	0	0	24	
25	KACINAS, Mindaugas	f	1-4	0-0	0-0	3	2	5	2	2	0	0	2	2	0	30	
00	THORNWELL, Sindarius	g	4-15	0-2	10-12	2	2	4	2	18	5	3	2	1	0	40-	
01	WILLIAMS, Brenton	g	5-16	4-9	2-2	1	2	3	2	16	0	0	0	0	0	28	
10	NOTICE, Duane	g	0-5	0-1	4-6	0	0	0	1	4	1	2	0	0	0	24	
05	SHAW, Jaylen	1-3	1-3	0-0	0	0	0	2	3	1	0	0	0	0	0	9	
14	CHATKEVICIUS, L.	1-1	0-0	0-0	0	5	5	0	2	2	2	1	1	1	13		
21	HENRY, Demetrius	0-1	0-0	0-0	0	1	1	0	0	0	0	0	0	0	0	10	
35	STEELE, Brian	2-7	2-5	2-2	0	2	3	8	1	0	0	0	0	0	0	22	
	Team				2	4	6	1									
	Totals		15-57	7-20	19-24	15	23	38	21	56	8	7	6	8	0	200	

FG % 1st Half: 10-26 38.5% 2nd half: 5-31 16.1% Game: 15-57 26.3%
 3FG % 1st Half: 5-9 55.6% 2nd half: 2-11 18.2% Game: 8-20 35.0%
 FT % 1st Half: 9-12 75.0% 2nd half: 10-12 83.3% Game: 19-24 79.2%

Score by periods	1st	2nd	Total
Georgia	34	39	73
South Carolina	34	22	56

Officials: Doug Shows, CJ Washington, Ed Corbett
 Technical fouls: Georgia-None. South Carolina-TEAM.
 Attendance: 13571

GAME 28



Official Basketball Box Score - Game Totals - Final Statistics
South Carolina vs Auburn
 02/26/14 8:00 p.m. at Auburn Arena - Auburn, Ala.



South Carolina 67 • 10-18, 3-12

##	Player	Total			3-Ptr			Rebounds			PF	TP	A	T	Blk	Stl	Min
		FG	FGA	FT	FGA	FT	FTA	Off	Def	Tot							
24	Carrera, Michael	f	1-6	0-2	2-4	5	8	13	5	4	2	3	0	1	0	31	
25	Kacinas, Mindaugas	f	2-3	0-0	6-6	3	2	5	3	10	1	3	1	1	0	21	
21	Henry, Demetrius	c	1-1	0-0	0-0	1	0	1	3	2	0	2	1	0	0	11	
00	Thornwell, Sindarius	g	2-13	0-4	0-3	2	2	4	3	4	1	5	0	0	0	32	
01	Williams, Brenton	g	7-11	5-9	7-8	0	2	2	26	1	2	0	0	0	0	40	
05	Shaw, Jaylen	2-3	0-1	0-0	0	0	0	0	2	4	0	1	0	0	0	8	
10	Notice, Duane	3-8	0-1	2-2	0	4	4	4	8	5	2	0	0	0	0	24	
14	Chatkevicius, L.	0-0	0-0	0-0	0	0	0	0	1	0	0	1	0	0	0	4	
32	Ringer, Desmond	1-2	0-0	2-2	1	2	3	4	0	0	1	0	0	0	0	16	
35	Steele, Brian	2-5	1-3	0-0	1	3	4	3	5	3	0	0	0	1	0	14	
	Team				0	0	0										
	Totals		21-52	6-20	19-25	13	23	36	30	67	13	20	2	3	0	200	

FG % 1st Half: 8-30 26.7% 2nd half: 13-22 59.1% Game: 21-52 40.4%
 3FG % 1st Half: 2-10 20.0% 2nd half: 4-10 40.0% Game: 6-20 30.0%
 FT % 1st Half: 9-11 81.8% 2nd half: 10-14 71.4% Game: 19-25 76.0%

Auburn 83 • 13-13, 5-10

##	Player	Total			3-Ptr			Rebounds			PF	TP	A	T	Blk	Stl	Min
		FG	FGA	FT	FGA	FT	FTA	Off	Def	Tot							
02	Payne, Allen	f	5-7	0-1	5-7	0	4	4	1	15	3	2	0	5	0	36	
00	Dixon-Tatum, Asaiah	c	0-0	0-0	3-4	1	3	4	3	3	0	2	0	0	0	17	
01	Harrell, KT	g	2-8	1-4	6-6	0	3	3	11	1	2	0	0	0	0	26	
03	Denson, Chris	g	8-11	1-4	5-9	1	1	2	22	2	3	0	2	0	0	36	
13	Shamsid-Deen, Tahj	g	4-5	3-3	3-4	0	1	1	4	14	4	0	0	0	0	17	
04	Waddell, Devin	0-0	0-0	0-0	0	0	0	0	0	0	0	0	0	0	0	1	
11	Wade, Dion	3-9	3-9	0-0	0	4	4	1	9	1	0	3	3	15			
20	Thompson, Alex	0-0	0-0	0-1	0	0	0	0	0	0	0	0	0	0	0	2	
21	Canada, Malcolm	1-3	0-1	2-2	2	2	4	2	4	3	0	0	1	0	0	22	
22	Holmes, C.J.	0-0	0-0	0-0	0	0	0	0	0	0	1	0	0	0	0	1	
25	Granger, Jordan	2-4	0-0	1-2	0	1	3	5	0	1	0	0	0	0	0	15	
41	Atewe, Matthew	0-1	0-0	0-0	1	0	1	4	0	0	0	0	0	0	0	12	
	Team				0	1	1										
	Totals		25-48	8-22	25-35	5	20	25	23	83	14	11	3	11	0	200	

FG % 1st Half: 13-27 48.1% 2nd half: 12-21 57.1% Game: 25-48 52.1%
 3FG % 1st Half: 4-13 30.8% 2nd half: 4-9 44.4% Game: 9-22 36.4%
 FT % 1st Half: 9-16 56.3% 2nd half: 16-19 84.2% Game: 25-35 71.4%

Score by periods	1st	2nd	Total
South Carolina	27	40	67
Auburn	39	44	83



#23 - BRUCE ELLINGTON

SENIOR | GUARD | 5'9" | 196 | 3VL

MONCKS CORNER, S.C./BERKELEY

ELLINGTON'S CAREER HIGHS

POINTS
31, at Furman (Dec. 22, 2010)

FIELD GOALS
11, at Furman (Dec. 22, 2010)

FIELD GOAL ATTEMPTS
23, at Furman (Dec. 22, 2010)

3-POINT FIELD GOALS
6, twice, last vs. Vanderbilt (Jan. 8, 2011)

3-POINT FIELD GOAL ATTEMPTS
13, twice, last vs. Tennessee (Feb. 16, 2011)

FREE THROWS
7, twice, last vs. Kentucky (Feb. 5, 2013)

FREE THROW ATTEMPTS
11, vs. Arkansas (Jan. 19, 2011)

REBOUNDS
9, vs. Missouri (Jan. 22, 2013)

ASSISTS
8, vs. WKU (Nov. 27, 2010)

BLOCKS
2, vs. LSU (Feb. 14, 2013)

STEALS
4, at Michigan State (Nov. 16, 2010)

MINUTES PLAYED
46, vs. WKU (Nov. 27, 2010)

ELLINGTON'S SEASON HIGHS

POINTS
8, vs. USC Upstate (Dec. 19, 2013)

FIELD GOALS
3, twice, last vs. USC Upstate (Dec. 19, 2013)

FIELD GOAL ATTEMPTS
13, vs. USC Upstate (Dec. 19, 2013)

3-POINT FIELD GOALS
2, vs. USC Upstate (Dec. 19, 2013)

3-POINT FIELD GOAL ATTEMPTS
8, vs. USC Upstate (Dec. 19, 2013)

FREE THROWS
2, at Oklahoma State (Dec. 6, 2013)

FREE THROW ATTEMPTS
2, at Oklahoma State (Dec. 6, 2013)

REBOUNDS
2, vs. USC Upstate (Dec. 19, 2013)

ASSISTS
2, twice, last vs. USC Upstate (Dec. 19, 2013)

BLOCKS
1, twice, last vs. USC Upstate (Dec. 19, 2013)

STEALS
2, vs. USC Upstate (Dec. 19, 2013)

MINUTES PLAYED
29, vs. USC Upstate (Dec. 19, 2013)

2013-14

Opponent	Date	GS	Min	FG-FGA	Pct	3FG-FGA	Pct	FT-FTA	Pct	Off	Def	Tot	Avg	PF	FO	A	TO	Blk	Stl	Pts	Avg	
Longwood	11/9/13	-	-	-	-	-	-	-	-	DNP - Football	-	-	-	-	-	-	-	-	-	-	-	-
at Baylor	11/12/13	-	-	-	-	-	-	-	-	DNP - Football	-	-	-	-	-	-	-	-	-	-	-	-
at Clemson	11/17/13	-	-	-	-	-	-	-	-	DNP - Football	-	-	-	-	-	-	-	-	-	-	-	-
Fla. International	11/24/13	-	-	-	-	-	-	-	-	DNP - Football	-	-	-	-	-	-	-	-	-	-	-	-
at Oklahoma St.	12/6/13	17	0-2	.000	0-1	.000	2-2	1.000	1	0	1	1.0	2	0	1	1	0	1	2	2.0		
Manhattan	12/17/13	*	23	3-6	.500	1-4	.250	0-0	1.000	1	0	1	1.0	3	0	2	3	1	0	7	4.5	
USC Upstate	12/19/13	*	29	3-13	.230	2-8	.250	0-0	1.000	0	2	2	1.3	3	0	2	0	1	2	8	5.7	
vs. Saint Mary's	12/22/13	-	-	-	-	-	-	-	-	DNP - Football	-	-	-	-	-	-	-	-	-	-	-	-
vs. Boise State	12/23/13	-	-	-	-	-	-	-	-	DNP - Football	-	-	-	-	-	-	-	-	-	-	-	-
vs. Akron	12/25/13	-	-	-	-	-	-	-	-	DNP - Football	-	-	-	-	-	-	-	-	-	-	-	-
Akron	12/28/13	-	-	-	-	-	-	-	-	DNP - Football	-	-	-	-	-	-	-	-	-	-	-	-
Marshall	12/30/13	-	-	-	-	-	-	-	-	DNP - Football	-	-	-	-	-	-	-	-	-	-	-	-
SC State	1/3/14	-	-	-	-	-	-	-	-	DNP	-	-	-	-	-	-	-	-	-	-	-	-
at Florida	1/8/14	-	-	-	-	-	-	-	-	DNP	-	-	-	-	-	-	-	-	-	-	-	-
LSU	1/11/14	-	-	-	-	-	-	-	-	DNP	-	-	-	-	-	-	-	-	-	-	-	-
at Texas A&M	1/15/14	-	-	-	-	-	-	-	-	DNP	-	-	-	-	-	-	-	-	-	-	-	-
Ole Miss	1/18/14	-	-	-	-	-	-	-	-	DNP	-	-	-	-	-	-	-	-	-	-	-	-
at Georgia	1/22/14	-	-	-	-	-	-	-	-	DNP	-	-	-	-	-	-	-	-	-	-	-	-
at Missouri	1/25/14	-	-	-	-	-	-	-	-	DNP	-	-	-	-	-	-	-	-	-	-	-	-
Texas A&M	1/29/14	-	-	-	-	-	-	-	-	DNP	-	-	-	-	-	-	-	-	-	-	-	-
at Ole Miss	2/1/14	-	-	-	-	-	-	-	-	DNP	-	-	-	-	-	-	-	-	-	-	-	-
Auburn	2/5/14	-	-	-	-	-	-	-	-	DNP	-	-	-	-	-	-	-	-	-	-	-	-
at Tennessee	2/8/14	-	-	-	-	-	-	-	-	DNP	-	-	-	-	-	-	-	-	-	-	-	-
Vanderbilt	2/12/14	-	-	-	-	-	-	-	-	DNP	-	-	-	-	-	-	-	-	-	-	-	-
Alabama	2/15/14	-	-	-	-	-	-	-	-	DNP	-	-	-	-	-	-	-	-	-	-	-	-
at Arkansas	2/19/14	-	-	-	-	-	-	-	-	DNP	-	-	-	-	-	-	-	-	-	-	-	-
Georgia	2/22/14	-	-	-	-	-	-	-	-	DNP	-	-	-	-	-	-	-	-	-	-	-	-
at Auburn	2/26/14	-	-	-	-	-	-	-	-	DNP	-	-	-	-	-	-	-	-	-	-	-	-
Kentucky	3/1/14	-	-	-	-	-	-	-	-	-	-	-	-	-	-	-	-	-	-	-	-	-
Florida	3/4/14	-	-	-	-	-	-	-	-	-	-	-	-	-	-	-	-	-	-	-	-	-
at Miss. State	3/8/14	-	-	-	-	-	-	-	-	-	-	-	-	-	-	-	-	-	-	-	-	-

SEASON NOTES

Declared for the 2014 NFL Draft on Jan. 3, 2014, and will not complete his senior season with the men's basketball team. Ellington concludes his career on the hardwood for the Garnet and Black with 80 career games played and 66 starts. He scored 893 points for an 11.3 points per game average. The Moncks Corner, S.C., native averaged 3.0 assists, 2.7 rebounds and 1.0 steals in 30.4 minutes per game. Ellington posted 39 double-figure scoring games in his career, including eight 20-point games and one 30-point effort, a career high 31 points at Furman during his freshman season of 2010-11.

Joined the men's basketball squad for practice on Tuesday, Dec. 2 ... Posted two points in first contest of the season at No. 9/11 Oklahoma State (Dec. 6) ... Posted seven points, including the first five of the game, vs. Manhattan (Dec. 17) ... Scored eight points, with two assists and two steals vs. USC Upstate (Dec. 19) ... Will practice and compete with the Gamecock football team through the Capital One Bowl on Jan. 1, 2014 ... In the Capital One Bowl, had six receptions for 140 yards and two touchdowns ...

CAREER STATISTICS

Season	GP-GS	Min	Avg	FG	FGA	Pct	3FG	3FGA	Pct	FT	FTA	Pct	Off	Def	Tot	Avg	PF	FO	Ast	TO	Blk	Stl	Pts	Avg
2010-11	30-30	928	30.9	138	423	.326	61	198	.308	47	74	.635	25	75	100	3.3	75	0	97	87	0	31	384	12.8
2011-12	24-15	697	29.0	100	280	.357	39	118	.331	26	34	.765	18	37	55	2.3	53	0	74	54	2	16	265	11.0
2012-13	23-19	741	32.2	78	233	.335	23	82	.280	48	74	.649	16	43	59	2.6	64	2	62	66	5	29	227	9.9
2013-14	3-2	69	23.0	6	21	.286	3	13	.231	2	2	1.000	2	2	4	1.3	8	0	5	4	2	3	17	5.7
Totals	80-66	2435	30.4	322	957	.336	126	411	.307	123	184	.668	61	157	218	2.7	200	2	238	211	9	79	893	11.3

CAREER SEC STATISTICS

Season	GP-GS	Min	Avg	FG	FGA	Pct	3FG	3FGA	Pct	FT	FTA	Pct	Off	Def	Tot	Avg	PF	FO	Ast	TO	Blk	Stl	Pts	Avg
2011	16-16	500	31.3	69	237	.291	31	122	.254	23	35	.657	18	32	50	3.1	41	0	42	43	0	14	192	12.0
2012	16-14	511	31.9	72	209	.344	26	85	.306	18	24	.750	14	28	42	2.6	34	0	58	40	1	14	188	11.8
2013	18-18	606	33.7	61	191	.319	19	68	.279	34	54	.630	13	33	46	2.6	50	2	57	52	4	26	175	9.7
Totals	50-48	1617	32.3	202	637	.317	76	275	.276	75	113	.664	45	93	138	2.8	125	2	157	135	5	54	555	11.1



#1 - BRENTON WILLIAMS

SENIOR | GUARD | 5'11" | 172 | 2VL
KISSIMMEE, FLA./OSCEOLA HIGH SCHOOL/
SANTA FE COLLEGE

WILLIAMS' CAREER HIGHS

- POINTS**
38, vs. Miss. State (March 6, 2013)
- FIELD GOALS**
11, at Arkansas (Feb. 19, 2014)
- FIELD GOAL ATTEMPTS**
20, at Arkansas (Feb. 19, 2014)
- 3-POINT FIELD GOALS**
7, at Missouri (Jan. 25, 2014)
- 3-POINT FIELD GOAL ATTEMPTS**
14, at Missouri (Jan. 25, 2014)
- FREE THROWS**
12, vs. Miss. State (March 6, 2013)
- FREE THROW ATTEMPTS**
12, vs. Miss. State (March 6, 2013)
- REBOUNDS**
5, twice, last vs. Vandy (March 9, 2013)
- ASSISTS**
4, twice, last vs. Miss. State (March 13, 2013)
- BLOCKS**
1, 5 times, last vs. App State (Dec. 19, 2012)
- STEALS**
5, vs. Western Carolina (Nov. 11, 2011)
- MINUTES PLAYED**
40, at Auburn (Feb. 26, 2014)

WILLIAMS' SEASON HIGHS

- POINTS**
32, at Missouri (Jan. 25, 2014)
- FIELD GOALS**
11, at Arkansas (Feb. 19, 2014)
- FIELD GOAL ATTEMPTS**
20, at Arkansas (Feb. 19, 2014)
- 3-POINT FIELD GOALS**
7, at Missouri (Jan. 25, 2014)
- 3-POINT FIELD GOAL ATTEMPTS**
14, at Missouri (Jan. 25, 2014)
- FREE THROWS**
9, twice, last at Missouri (Jan. 25, 2014)
- FREE THROW ATTEMPTS**
9, twice, last at Missouri (Jan. 25, 2014)
- REBOUNDS**
4, twice, last vs. Akron (Dec. 25, 2013)
- ASSISTS**
3, 3x, last vs. SC State (Jan. 3, 2014)
- BLOCKS**
-
- STEALS**
3, 4x, last vs. Georgia (Feb. 22, 2014)
- MINUTES PLAYED**
40, at Auburn (Feb. 26, 2014)

2013-14

Opponent	Date	GS	Min	FG-FGA	Pct	3FG-3FGA	Pct	FT-FTA	Pct	Off	Def	Tot	Avg	PF	FO	A	TO	Blk	Stl	Pts	Avg
Longwood	11/9/13	22	5-11	.454	2-7	.285	2-2	1.000	0	4	4	4.0	0	1	0	0	0	14	14.0		
at Baylor	11/12/13	29	3-7	.428	2-5	.400	4-4	1.000	0	2	2	3.0	2	0	1	0	0	1	12	13.0	
at Clemson	11/17/13	19	0-5	.000	0-2	.000	0-0	.000	0	2	2	2.7	0	0	1	0	0	0	0	8.7	
Fla. International	11/24/13	18	4-8	.500	2-5	.400	6-6	1.000	1	1	2	2.5	2	0	2	2	0	2	16	10.5	
at Oklahoma St.	12/6/13	2	0-0	.000	0-0	.000	0-0	.000	0	0	0	2.0	0	0	0	0	0	0	0	8.4	
Manhattan	12/17/13	6	0-1	.000	0-1	.000	0-0	.000	0	0	0	1.7	1	0	1	1	0	0	0	7.0	
USC Upstate	12/19/13	20	3-9	.333	2-8	.250	0-0	.000	0	2	2	1.7	0	0	2	2	0	1	8	7.1	
vs. Saint Mary's	12/22/13	29	2-6	.333	2-4	.500	2-2	1.000	0	2	2	1.8	0	0	3	1	0	1	8	7.3	
vs. Boise State	12/23/13	29	4-12	.333	2-7	.285	4-4	1.000	1	2	3	1.9	3	0	2	0	1	14	8.0		
vs. Akron	12/25/13	* 30	3-8	.375	2-4	.500	4-4	1.000	1	3	4	2.1	2	0	2	0	0	1	12	8.4	
Akron	12/28/13	* 33	8-17	.470	6-9	.667	2-2	1.000	0	1	1	2.0	0	0	1	0	0	0	24	9.8	
Marshall	12/30/13	* 20	7-11	.636	3-5	.600	1-1	1.000	0	1	1	1.9	0	0	3	2	0	1	18	10.5	
SC State	1/3/14	* 30	6-7	.857	2-3	.667	5-5	1.000	0	0	0	1.8	1	0	3	0	0	0	19	11.2	
at Florida	1/8/14	* 25	4-10	.400	2-6	.333	0-0	.000	0	1	1	1.7	1	0	1	2	0	3	10	11.1	
LSU	1/11/14	* 35	3-13	.231	2-7	.286	3-4	.750	0	3	3	1.8	2	0	2	4	0	2	11	11.1	
at Texas A&M	1/15/14	* 36	3-10	.300	2-6	.333	6-6	1.000	0	3	3	1.9	1	0	0	3	0	0	14	11.3	
Ole Miss	1/18/14	* 33	0-10	.000	0-6	.000	9-9	1.000	0	2	2	1.9	2	0	1	2	0	1	9	11.1	
at Georgia	1/22/14	* 35	6-11	.545	4-7	.571	2-2	1.000	0	0	0	1.8	0	0	1	2	0	1	18	11.5	
at Missouri	1/25/14	* 36	8-16	.500	7-14	.500	9-9	1.000	0	1	1	1.7	3	0	1	0	0	3	32	12.6	
Texas A&M	1/29/14	* 35	5-11	.455	4-8	.500	4-6	.667	0	2	2	1.8	0	0	1	2	0	3	18	12.9	
at Ole Miss	2/1/14	* 34	6-12	.500	5-8	.625	6-6	1.000	2	1	3	1.8	1	0	1	0	0	0	23	13.3	
Auburn	2/5/14	* 38	10-14	.714	6-10	.600	3-3	1.000	0	0	0	1.7	1	0	1	0	0	0	29	14.0	
at Tennessee	2/8/14	* 34	2-8	.250	1-4	.250	3-3	1.000	2	2	4	1.8	0	0	2	1	0	0	8	13.8	
Vanderbilt	2/12/14	* 37	5-11	.455	2-6	.333	2-2	1.000	1	2	3	1.9	0	0	2	0	0	0	14	13.8	
Alabama	2/15/14	* 30	4-8	.500	2-4	.500	0-0	.000	2	0	2	1.9	2	0	0	0	0	0	10	13.6	
at Arkansas	2/19/14	* 36	11-20	.550	6-13	.462	1-1	1.000	0	2	2	1.9	1	0	1	3	0	2	29	14.2	
Georgia	2/22/14	* 28	5-16	.313	4-9	.444	2-2	1.000	1	2	3	1.9	2	0	0	0	0	0	16	14.3	
at Auburn	2/26/14	* 40	7-11	.636	5-9	.556	7-8	.875	0	2	2	1.9	2	0	1	2	0	0	26	14.7	
Kentucky	3/1/14																				
Florida	3/4/14																				
at Miss. State	3/8/14																				

SEASON NOTES

Scored 14 points off the bench in season opener vs. Longwood (Nov. 9) ... Posted 12 points, including a perfect 4-of-4 effort from the free throw line at Baylor (Nov. 12) ... Hit 4-of-8 attempts, including two 3s, and all six attempts from the free throw line for 16 points, while adding two assists and two steals vs. FIU (Nov. 24) ... Scored a season high, his third-career 20-point game with 24 points in win vs. Akron (Dec. 28) in second meeting between two schools ... Recorded six made 3s in the contest, and tied John Roche's school record for consecutive free throws at 41 ... Foul trouble midway through the first half vs. Marshall (Dec. 30), but finished the game with a team high 18 points, including setting SC record for consecutive free throws made with 42 ... Scored a team-high 19 points on 6-7 shooting from the field vs. SC State (Jan. 3) including 2-3 from 3, while extending SC consecutive free throw record to 47 after going 5-5 from the line ... Scored 11 points to go along with two assists and two steals vs. LSU (Jan. 11) ... Also saw his school record consecutive made free throws streak end at 50 after going 3-of-4 from the line ... Posted a season high 9-for-9 from the foul line vs. Ole Miss (Jan. 18) ... Posted 18 points, including a 4-for-7 effort from 3-point range at Georgia (Jan. 22) ... Poured in the second-most points in his career with 32 with a career-high 7-for-14 effort from beyond the arc at Missouri (Jan. 25) ... Also was a season-high 9-of-9 from the free throw line ... Scored 18 points with a 4-of-8 effort from 3 and swiped three steals vs. Texas A&M (Jan. 29) ... Shot 5-of-8 from 3-point range and went 6-for-6 from the line to finish with 23 points at Ole Miss (Feb. 1) ... Scored team high 29 points on 10-of-14 shooting, 6-of-10 from 3, in 38 minutes vs. Auburn (Feb. 5) ... Scored 14 points, grabbed three rebounds and dished two assists in win vs. Vanderbilt (Feb. 13) ... Scored 29 points at Arkansas (Feb. 19) on 11-of-20 shooting, 6-of-13 from 3 ... Recorded 16 points on a 4-of-9 effort from 3 vs. Georgia (Feb. 22) ... Recorded a 5-of-9 effort from 3 at Auburn (Feb. 26) as he scored a game-high 26 points ...

CAREER STATISTICS

Season	GP-GS	Min	Avg	FG	FGA	Pct	3FG	3FGA	Pct	FT	FTA	Pct	Off	Def	Tot	Avg	PF	FO	Ast	TO	Blk	Stl	Pts	Avg
2011-12	23-0	323	14.0	46	117	.393	26	66	.394	23	28	.821	4	15	19	0.8	27	1	13	19	2	15	141	6.1
2012-13	31-7	652	21.0	105	238	.441	50	126	.397	80	95	.842	9	47	56	1.8	44	1	42	37	4	22	340	11.0
2013-14	28-19	799	28.5	124	283	.438	77	177	.435	87	91	.956	11	43	54	1.9	35	0	35	31	0	27	412	14.7
Totals	82-26	1774	21.6	275	638	.431	153	369	.415	190	214	.888	24	105	129	1.6	106	2	90	87	6	64	893	10.9

CAREER SEC STATISTICS

Season	GP-GS	Min	Avg	FG	FGA	Pct	3FG	3FGA	Pct	FT	FTA	Pct	Off	Def	Tot	Avg	PF	FO	Ast	TO	Blk	Stl	Pts	Avg
2012	15-0	230	15.3	32	83	.386	20	50	.400	11	14	.786	4	12	16	1.1	20	1	7	10	2	7	95	6.3
2013	17-1	305	17.9	50	127	.394	25	66	.379	39	44	.886	5	24	29	1.7	22	1	20	15	0	10	164	9.6
2014	15-15	512	34.1	79	181	.436	52	117	.444	57	61	.934	8	23	31	2.1	20	0	15	21	0	19	267	17.8
Totals	47-16	1047	22.3	161	391	.411	97	233	.416	107	119	.899	17	59	76	1.6	65	2	42	58	2	36	526	11.2



#4 - TYRONE JOHNSON

JUNIOR | GUARD | 6'3" | 194 | 1VL
PLAINFIELD, N.J./MONTROSE CHRISTIAN
SCHOOL/VILLANOVA

JOHNSON'S CAREER HIGHS

- POINTS**
18, 3x, last vs. Marshall (Dec. 30, 2013)
- FIELD GOALS**
6, 3x, last vs. Marshall (Dec. 30, 2013)
- FIELD GOAL ATTEMPTS**
13, twice, last vs. LSU (Jan. 11, 2014)
- 3-POINT FIELD GOALS**
2, 3x, last vs. SC State (Jan. 3, 2014)
- 3-POINT FIELD GOAL ATTEMPTS**
3, 3x, last vs. Boise State (Dec. 23, 2013)
- FREE THROWS**
7, twice, last vs. USC Upstate (Dec. 19, 2013)
- FREE THROW ATTEMPTS**
11, vs. Manhattan (Dec. 17, 2013)
- REBOUNDS**
6, at Florida (Jan. 8, 2014)
- ASSISTS**
8, at Baylor (Nov. 12, 2013)
- BLOCKS**
1, 3x, vs. Longwood (Nov. 9, 2013)
- STEALS**
4, vs. USF (Feb. 15, 2012)
- MINUTES PLAYED**
41, vs. UCONN (Feb. 20, 2012)

JOHNSON'S SEASON HIGHS

- POINTS**
18, 3x, last vs. Marshall (Dec. 30, 2013)
- FIELD GOALS**
6, 3x, last vs. Marshall (Dec. 30, 2013)
- FIELD GOAL ATTEMPTS**
13, vs. LSU (Jan. 11, 2014)
- 3-POINT FIELD GOALS**
2, twice, last vs. SC State (Jan. 3, 2014)
- 3-POINT FIELD GOAL ATTEMPTS**
3, vs. Boise State (Dec. 23, 2013)
- FREE THROWS**
7, twice, last vs. USC Upstate (Dec. 19, 2013)
- FREE THROW ATTEMPTS**
11, vs. Manhattan (Dec. 17, 2013)
- REBOUNDS**
6, at Florida (Jan. 8, 2014)
- ASSISTS**
8, at Baylor (Nov. 12, 2013)
- BLOCKS**
1, vs. Longwood (Nov. 9, 2013)
- STEALS**
2, twice, last vs. Akron (Dec. 28, 2013)
- MINUTES PLAYED**
37, vs. FIU (Nov. 24, 2013)

2013-14

Opponent	Date	GS	Min	FG-FA	Pct	3FG-3FGA	Pct	FT-FTA	Pct	Off	Def	Tot	Avg	PF	FO	A	TO	Blk	Stl	Pts	Avg
Longwood	11/9/13	*	24	6-9	.667	0-1	.000	6-7	.857	0	2	2	2.0	2	0	2	4	1	1	18	18.0
at Baylor	11/12/13	*	33	1-7	.142	0-0	.000	6-9	.667	0	4	4	3.0	2	0	8	2	0	2	8	13.0
at Clemson	11/17/13	*	32	2-11	.181	0-2	.000	1-2	.500	1	2	3	3.0	2	0	2	2	0	1	5	10.3
Fla. International	11/24/13	*	37	5-10	.500	1-2	.500	7-8	.875	0	0	0	2.3	1	0	7	1	0	1	18	12.3
at Oklahoma St.	12/6/13	*	29	4-9	.444	1-2	.500	3-4	.750	1	2	3	2.4	1	0	3	2	0	0	12	12.2
Manhattan	12/17/13	*	27	3-8	.375	0-0	.000	6-11	.545	1	1	2	2.3	2	0	3	3	0	0	12	12.2
USC Upstate	12/19/13	*	27	2-6	.333	0-1	.000	7-8	.875	1	2	4	2.6	1	0	3	2	0	1	11	12.0
vs. Saint Mary's	12/22/13	*	36	6-9	.667	1-1	1.000	3-4	.750	0	3	3	2.6	3	0	3	4	0	0	16	12.5
vs. Boise State	12/23/13	*	21	2-7	.285	0-3	.000	1-2	.500	0	1	1	2.4	0	0	3	0	0	0	5	11.7
vs. Akron	12/25/13		22	2-8	.250	0-0	.000	6-6	1.000	1	4	5	2.7	3	0	5	2	0	0	10	11.5
Akron	12/28/13		20	1-4	.250	0-0	.000	0-0	.000	0	2	2	2.6	0	0	5	0	0	2	2	10.6
Marshall	12/30/13		30	6-10	.600	2-2	1.000	4-6	.667	0	3	3	2.7	1	0	3	1	0	0	18	11.3
SC State	1/3/14		24	5-9	.556	2-2	1.000	5-7	.714	0	1	1	2.5	2	0	1	0	0	0	17	11.7
at Florida	1/8/14		27	3-10	.300	0-0	.000	6-7	.857	3	3	6	2.8	1	0	2	3	0	0	12	11.7
LSU	1/11/14		28	4-13	.308	1-1	1.000	6-8	.750	1	4	5	2.9	3	0	3	3	0	1	15	11.9
at Texas A&M	1/15/14		13	0-3	.000	0-2	.000	0-0	.000	1	2	3	2.9	1	0	2	1	0	0	0	11.2
Ole Miss	1/18/14		-	-	-	-	-	-	-	-	-	-	-	-	-	-	-	-	-	-	-
at Georgia	1/22/14		-	-	-	-	-	-	-	-	-	-	-	-	-	-	-	-	-	-	-
at Missouri	1/25/14		-	-	-	-	-	-	-	-	-	-	-	-	-	-	-	-	-	-	-
Texas A&M	1/29/14		-	-	-	-	-	-	-	-	-	-	-	-	-	-	-	-	-	-	-
at Ole Miss	2/1/14		-	-	-	-	-	-	-	-	-	-	-	-	-	-	-	-	-	-	-
Auburn	2/5/14		-	-	-	-	-	-	-	-	-	-	-	-	-	-	-	-	-	-	-
at Tennessee	2/8/14		-	-	-	-	-	-	-	-	-	-	-	-	-	-	-	-	-	-	-
Vanderbilt	2/12/14		-	-	-	-	-	-	-	-	-	-	-	-	-	-	-	-	-	-	-
Alabama	2/15/14		-	-	-	-	-	-	-	-	-	-	-	-	-	-	-	-	-	-	-
at Arkansas	2/19/14		-	-	-	-	-	-	-	-	-	-	-	-	-	-	-	-	-	-	-
Georgia	2/22/14		-	-	-	-	-	-	-	-	-	-	-	-	-	-	-	-	-	-	-
at Auburn	2/26/14		-	-	-	-	-	-	-	-	-	-	-	-	-	-	-	-	-	-	-
Kentucky	3/1/14		-	-	-	-	-	-	-	-	-	-	-	-	-	-	-	-	-	-	-
Florida	3/4/14		-	-	-	-	-	-	-	-	-	-	-	-	-	-	-	-	-	-	-
at Miss. State	3/8/14		-	-	-	-	-	-	-	-	-	-	-	-	-	-	-	-	-	-	-

SEASON NOTES

Semester transfer from Villanova ... Received waiver from NCAA on Nov. 8 to play effective immediately ... Scored a game high 18 points on 6-of-9 shooting and a 6-of-7 effort from the free throw line in season opener vs. Longwood (Nov. 9), which was first regular season competition since the 2011-12 campaign at Villanova ... Struggled from the floor, hitting just 1-of-7 attempts, but dished a career high eight assists at Baylor (Nov. 12) ... Matched career high with 18 points, hitting 7-of-8 from the free throw line, and nearly matching career high with seven assists in win vs. FIU (Nov. 24) ... Posted 12 points and three assists at No. 9/11 Oklahoma State (Dec. 6) ... Posted 12 points, and dished three assists vs. Manhattan (Dec. 17) ... Scored 11 points and dished three assists, matching season high with four rebounds vs. USC Upstate (Dec. 19) ... Solid at Diamond Head Classic, scoring in double figures in two of three games, including a team high 16 points in win vs. Saint Mary's (Dec. 22) ... Also scored 10 points, hitting 6-of-6 from the free throw line, in win vs. Akron (Dec. 25) ... Matched season high with two steals vs. Akron (Dec. 28) ... Matched career high for the third time this season with 18 points off the bench in win vs. Marshall (Dec. 30) ... Was one point shy of his career high vs. SC State (Jan. 3), scoring 17 points, hitting 5-of-9 attempts while coming off the bench ... Hit 3-of-10 attempts from the field at Florida (Jan. 8), but went 6-of-7 from the line for a team-high 12 points, while grabbing a season-high 6 rebounds ... Posted 15 points, hitting 6-8 from the foul line, as he pulled down five rebounds and had three assists vs. LSU (Jan. 11) ... Pulled down three rebounds and dished two assists in 13 minutes at Texas A&M (Jan. 15) before leaving with a right foot injury ...

Diagnosed with right foot fracture on Jan. 16 that would require surgery and is out indefinitely ...

CAREER STATISTICS

Season	GP-GS	Min	Avg	FG	FGA	Pct	3FG	3FGA	Pct	FT	FTA	Pct	Off	Def	Tot	Avg	PF	FO	Ast	TO	Blk	Stl	Pts	Avg
2011-12*	32-9	567	17.7	33	106	.311	6	26	.230	35	40	.875	2	31	33	1.0	47	2	65	58	2	19	107	3.3
2012-13	DNP - Transfer																							
2013-14	16-9	430	26.9	52	142	.366	8	19	.421	67	89	.753	10	37	47	2.9	25	0	55	30	1	10	179	11.2
Totals	48-18	997	20.8	85	239	.356	14	45	.311	102	129	.791	12	68	80	1.7	72	2	120	88	3	29	286	6.0

* indicates at Villanova

CAREER SEC STATISTICS

Season	GP-GS	Min	Avg	FG	FGA	Pct	3FG	3FGA	Pct	FT	FTA	Pct	Off	Def	Tot	Avg	PF	FO	Ast	TO	Blk	Stl	Pts	Avg
2014	3-0	68	22.7	7	26	.333	1	3	.333	12	15	.800	5	9	14	4.7	5	0	7	7	0	1	27	9.0



#24 - MICHAEL CARRERA

SOPHOMORE | FORWARD | 6'5" | 214 | 1VL

ANZOÁTEGUI, VENEZUELA/MONTROSE CHRISTIAN

CARRERA'S CAREER HIGHS

POINTS

23, vs. LSU (Jan. 16, 2013)

FIELD GOALS

7, vs. LSU (Jan. 16, 2013)

FIELD GOAL ATTEMPTS

13, twice, last vs. Texas A&M (March 2, 2013)

3-POINT FIELD GOALS

2, 3x, last vs. Longwood (Nov. 9, 2013)

3-POINT FIELD GOAL ATTEMPTS

5, vs. Longwood (Nov. 9, 2013)

FREE THROWS

9, vs. LSU (Jan. 16, 2013)

FREE THROW ATTEMPTS

10, vs. LSU (Jan. 16, 2013)

REBOUNDS

15, vs. Milwaukee (Nov. 1, 2012)

ASSISTS

5, vs. Auburn (Jan. 12, 2013)

BLOCKS

4, twice, last vs. Alabama (Feb. 15, 2014)

STEALS

4, at Texas A&M (Jan. 15, 2014)

MINUTES PLAYED

36, vs. LSU (Jan. 16, 2013)

CARRERA'S SEASON HIGHS

POINTS

16, at Missouri (Jan. 25, 2014)

FIELD GOALS

5, 3x, last at Missouri (Jan. 25, 2014)

FIELD GOAL ATTEMPTS

10, at Missouri (Jan. 25, 2014)

3-POINT FIELD GOALS

2, vs. Longwood (Nov. 9, 2013)

3-POINT FIELD GOAL ATTEMPTS

5, vs. Longwood (Nov. 9, 2013)

FREE THROWS

6, at Baylor (Nov. 12, 2013)

FREE THROW ATTEMPTS

8, at Missouri (Jan. 25, 2014)

REBOUNDS

13, at Auburn (Feb. 26, 2014)

ASSISTS

2, twice, last vs. Akron (Dec. 28, 2013)

BLOCKS

4, twice, last vs. Alabama (Feb. 15, 2014)

STEALS

4, at Texas A&M (Jan. 15, 2014)

MINUTES PLAYED

34, at Ole Miss (Feb. 1, 2014)

2013-14

Opponent	Date	GS	Min	FG-FGA	Pct	3FG-FGA	Pct	FT-FTA	Pct	Off	Def	Tot	Avg	PF	FO	A	TO	Blk	Stl	Pts	Avg	
Longwood	11/9/13	25	4-7	.571	2-5	.400	2-4	.500	2	7	9	9.0	3	0	1	0	2	2	12	12.0		
at Baylor	11/12/13	*	23	1-5	.200	0-1	.000	6-6	1.000	4	3	7	8.0	4	0	2	0	1	0	8	10.0	
at Clemson	11/17/13	21	4-9	.444	0-2	.000	1-3	.333	1	1	2	6.0	1	0	1	0	2	2	9	9.7		
Fla. International	11/24/13	*	22	1-6	.167	1-4	.250	0-1	.000	1	4	5	5.8	0	0	0	2	2	1	3	8.0	
at Oklahoma St.	12/6/13	*	17	0-4	.000	0-0	.000	1-2	.500	3	4	7	6.0	2	0	0	6	1	1	1	6.6	
Manhattan	12/17/13	14	3-8	.375	0-0	.000	4-4	1.000	3	1	4	5.7	4	0	1	0	0	1	10	7.2		
USC Upstate	12/19/13	-	-	-	-	-	-	-	-	-	-	-	-	-	-	-	-	-	-	-	-	
vs. Saint Mary's	12/22/13	9	1-1	1.000	0-0	.000	1-2	.500	0	0	0	4.9	2	0	0	1	1	0	3	6.6		
vs. Boise State	12/23/13	7	2-3	.667	0-0	.000	4-5	.800	1	0	1	4.4	1	0	0	0	0	0	8	6.8		
vs. Akron	12/25/13	19	5-8	.625	0-1	.000	0-0	.000	2	3	5	4.4	2	0	0	1	0	0	10	7.1		
Akron	12/28/13	18	5-9	.625	0-1	.000	3-4	.750	3	4	7	4.7	2	0	2	1	0	0	13	7.7		
Marshall	12/30/13	22	3-4	.750	0-0	.000	2-2	1.000	2	3	5	4.7	3	0	1	3	4	1	8	7.7		
SC State	1/3/14	16	0-2	.000	0-0	.000	1-2	.500	0	0	0	4.3	3	0	0	1	2	0	1	7.2		
at Florida	1/8/14	16	1-3	.333	0-0	.000	1-2	.500	2	2	4	5.7	0	0	1	1	0	0	3	6.8		
LSU	1/11/14	20	2-3	.667	0-0	.000	1-3	.333	0	2	2	4.1	3	0	0	2	2	2	5	6.7		
at Texas A&M	1/15/14	11	3-4	.750	1-1	1.000	0-0	.000	1	2	3	4.1	3	0	0	1	0	4	7	6.7		
Ole Miss	1/18/14	22	2-8	.250	0-1	.000	4-6	.667	4	2	6	4.2	4	0	1	2	0	3	8	6.8		
at Georgia	1/22/14	*	19	0-3	.000	0-0	.000	0-0	.000	1	5	6	4.3	4	0	0	1	0	0	6.8		
at Missouri	1/25/14	*	33	5-10	.500	1-2	.500	5-8	.625	4	7	11	4.7	3	0	0	1	0	16	8.7		
Texas A&M	1/29/14	*	18	2-6	.333	0-0	.000	5-6	.833	3	4	7	4.8	2	0	0	1	2	0	9	7.1	
at Ole Miss	2/1/14	*	33	2-4	.500	0-1	.000	2-6	.333	5	6	11	5.1	3	0	0	1	3	1	6	7.0	
Auburn	2/5/14	*	23	1-5	.200	0-0	.000	3-6	.500	6	2	8	5.2	1	0	1	1	0	0	5	6.9	
at Tennessee	2/8/14	*	5	0-2	.000	0-0	.000	0-0	.000	1	1	2	5.1	0	0	0	0	1	0	0	6.6	
Vanderbilt	2/12/14	*	26	3-6	.500	0-1	.000	0-0	.000	3	3	6	5.1	4	0	0	1	1	3	6	6.6	
Alabama	2/15/14	*	24	2-4	.500	0-0	.000	4-4	1.000	2	5	7	5.2	3	0	0	1	4	0	8	6.6	
at Arkansas	2/19/14	*	22	4-7	.571	0-0	.000	0-0	.000	1	4	5	5.2	4	0	2	0	0	1	8	6.7	
Georgia	2/22/14	*	24	1-5	.200	0-0	.000	1-2	.500	7	5	12	5.5	3	0	0	0	1	0	3	6.5	
at Auburn	2/26/14	*	30	1-6	.167	0-2	.000	2-4	.500	5	8	13	5.7	5	1	2	3	0	1	4	6.4	
Kentucky	3/1/14																					
Florida	3/4/14																					
at Miss. State	3/8/14																					

CAREER STATISTICS

Season	GP-GS	Min	Avg	FG	FGA	Pct	3FG	3FGA	Pct	FT	FTA	Pct	Off	Def	Tot	Avg	PF	FO	Ast	TO	Blk	Stl	Pts	Avg
2012-13	27-22	572	21.2	89	201	.443	7	20	.350	83	112	.741	80	115	195	7.2	85	5	17	51	17	9	268	9.9
2013-14	27-14	539	20.0	58	143	.406	5	22	.227	53	82	.646	67	88	155	5.7	69	1	14	31	28	23	174	6.4
Totals	54-36	1111	20.6	147	344	.427	12	42	.286	136	194	.701	147	203	350	6.5	154	6	31	82	45	32	442	8.2

CAREER SEC STATISTICS

Season	GP-GS	Min	Avg	FG	FGA	Pct	3FG	3FGA	Pct	FT	FTA	Pct	Off	Def	Tot	Avg	PF	FO	Ast	TO	Blk	Stl	Pts	Avg
2013	18-15	394	21.9	59	139	.424	5	15	.333	53	74	.716	54	77	131	7.3	57	4	11	32	8	8	176	9.8
2014	15-11	326	21.7	29	77	.377	2	8	.250	28	47	.596	45	58	103	6.9	42	1	7	15	15	15	88	5.9
Totals	33-26	700	21.2	88	215	.409	7	23	.304	81	121	.669	99	135	234	7.1	99	5	18	47	23	23	264	8.0

SEASON NOTES

Scored 12 points and collected five rebounds in exhibition vs. USC Aiken (Nov. 3) ... Scored 12 points and just one rebound shy of a double-double with nine boards in season opener vs. Longwood (Nov. 9) ... Matched career high with two made 3s vs. the Lancers, also a team high two blocks and two steals ... Scored nine points off the bench at Clemson (Nov. 17), collected just two rebounds ... Blocked a team high two shots vs. FIU (Nov. 24) ... Struggled at No. 9/11 Oklahoma State (Dec. 6), posting four turnovers, with one point and a team high seven rebounds ... Scored 10 points vs. Manhattan (Dec. 17) ... Was suspended for the USC Upstate contest due to his involvement in a post-game altercation following the Dec. 17 Manhattan contest ... Returned from suspension vs. Saint Mary's (Dec. 22) ... Scored eight points in seven minutes vs. Boise State (Dec. 23) ... Posted 10 points and five rebounds in win vs. Akron at the Diamond Head Classic (Dec. 25) ... Posted a season high 13 points in win vs. Akron (Dec. 28) ... Led team with seven rebounds in home contest vs. the Zips ... Scored eight points and collected five rebounds, with a career high four blocks vs. Marshall (Dec. 30) ... Posted a team high two blocked shots vs. SC State (Jan. 3) ... Pulled down four rebounds to go with three points at No. 10/11 Florida (Jan. 8) ... Recorded two blocks and two steals vs. LSU (Jan. 11) to go with five points ... Recorded a career high in steals with four while scoring seven points on 3-of-4 from the field and grabbing three rebounds ... Scored eight points, grabbed six rebounds and swiped three steals vs. Ole Miss (Jan. 18) ... Recorded a team high six rebounds at Georgia (Jan. 22) ... Posted sixth career double-double with season highs in points (16) and rebounds (11) in 33 minutes at Missouri (Jan. 25) ... Posted nine points and seven rebounds, and added two blocks vs. Texas A&M (Jan. 29) ... Tied season high with 11 rebounds to go with three blocked shots at Ole Miss (Feb. 1) ... Pulled down eight rebounds to go with five points vs. Auburn (Feb. 5) ... Recorded six points, six rebounds and three assists in win vs. Vanderbilt (Feb. 13) ... Grabbed a team-high seven rebounds to go with eight points against Alabama (Feb. 15) ... Recorded 12 rebounds vs. Georgia (Feb. 22) ... Pulled down a season-high 13 rebounds at Auburn (Feb. 26) ...



#14 - LAIMONAS CHATKEVICIUS

SO. | FORWARD | 6'11" | 250 | 1VL
 KLAIPEDA, LITHUANIA/SOUTH KENT SCHOOL
 (CONN.)

2013-14

Opponent	Date	GS	Min	FG-FGA	Pct	3FG-FGA	Pct	FT-FTA	Pct	Off	Def	Tot	Avg	PF	FO	A	TO	Blk	Stl	Pts	Avg
Longwood	11/9/13	8	1-1	1.000	0-0	.000	0-0	.000	1	3	4	4.0	0	0	0	1	0	2	2.0		
at Baylor	11/12/13	14	1-3	.333	0-0	.000	0-0	.000	0	2	2	3.0	2	0	0	1	1	1	2	2.0	
at Clemson	11/17/13	10	2-3	.667	0-0	.000	0-0	.000	2	0	2	2.7	3	0	0	1	1	0	4	2.7	
Fla. International	11/24/13	-	-	-	-	-	-	-	-	-	-	-	-	-	-	-	-	-	-	-	-
at Oklahoma St.	12/6/13	6	0-0	.000	0-0	.000	0-0	.000	0	1	1	2.3	0	0	0	0	0	0	0	0	2.0
Manhattan	12/17/13	16	3-6	.500	0-0	.000	1-2	.500	1	3	4	2.6	2	0	0	0	0	0	7	3.0	
USC Upstate	12/19/13	12	3-6	.500	0-0	.000	0-0	.000	2	4	6	3.2	4	0	0	0	0	1	6	3.5	
vs. Saint Mary's	12/22/13	21	5-6	.833	0-0	.000	2-4	.500	2	5	7	3.7	4	0	0	2	1	1	12	4.7	
vs. Boise State	12/23/13	13	1-2	.500	0-0	.000	0-0	.000	1	5	6	4.0	2	0	1	2	2	0	2	4.4	
vs. Akron	12/25/13	10	1-3	.333	0-0	.000	0-0	.000	2	2	4	4.0	1	0	1	0	0	0	2	4.1	
Akron	12/28/13	3	0-0	.000	0-0	.000	0-0	.000	1	0	1	3.7	1	0	0	0	0	0	0	3.7	
Marshall	12/30/13	8	1-3	.333	0-0	.000	0-0	.000	1	1	2	3.5	1	0	0	0	0	0	2	3.5	
SC State	1/3/14	4	3-3	1.000	0-0	.000	0-0	.000	1	1	2	3.4	1	0	0	0	0	0	6	3.8	
at Florida	1/8/14	2	0-0	.000	0-0	.000	0-0	.000	0	0	0	3.2	0	0	0	1	0	0	0	3.5	
LSU	1/11/14	10	1-1	1.000	0-0	.000	0-0	.000	0	3	3	3.1	1	0	0	1	0	1	2	3.4	
at Texas A&M	1/15/14	10	4-6	.667	0-1	.000	0-0	.000	2	2	4	3.2	4	0	0	2	1	0	8	3.7	
Ole Miss	1/18/14	21	6-7	.857	0-0	.000	0-0	.000	2	1	3	3.2	4	0	0	4	2	1	12	4.2	
at Georgia	1/22/14	15	1-3	.000	0-0	.000	0-2	.000	0	6	6	3.4	5	1	0	0	2	2	2	4.1	
at Missouri	1/25/14	16	2-3	.667	0-0	.000	0-0	.000	2	4	6	3.5	3	0	2	0	0	0	4	4.2	
Texas A&M	1/29/14	20	5-6	.833	0-0	.000	2-2	1.000	1	2	3	3.5	3	0	0	3	0	0	12	4.5	
at Ole Miss	2/1/14	18	2-4	.500	0-0	.000	0-0	.000	0	6	6	3.6	1	0	0	2	0	0	4	4.5	
Auburn	2/5/14	4	0-0	.000	0-0	.000	0-0	.000	0	0	0	3.4	3	0	0	0	0	0	0	4.2	
at Tennessee	2/8/14	19	3-4	.750	0-0	.000	0-0	.000	0	3	3	3.4	2	0	2	3	2	3	6	4.3	
Vanderbilt	2/12/14	10	2-6	.333	0-0	.000	3-5	.600	3	2	5	3.5	4	0	0	1	0	1	7	4.4	
Alabama	2/15/14	21	2-4	.500	0-0	.000	3-6	.500	1	3	4	3.5	4	0	2	0	1	0	7	4.5	
at Arkansas	2/19/14	7	1-2	.500	0-0	.000	0-0	.000	2	3	5	3.6	4	0	0	1	0	0	2	4.4	
Georgia	2/22/14	13	1-1	1.000	0-0	.000	0-0	.000	0	5	5	3.6	5	1	0	2	1	1	2	4.3	
at Auburn	2/26/14	4	0-0	.000	0-0	.000	0-0	.000	0	0	0	3.5	1	0	0	1	0	0	0	4.2	
Kentucky	3/1/14																				
Florida	3/4/14																				
at Miss. State	3/8/14																				

CAREER STATISTICS

Season	GP-GS	Min	Avg	FG	FGA	Pct	3FG	3FGA	Pct	FT	FTA	Pct	Off	Def	Tot	Avg	PF	FO	Ast	TO	Blk	Stl	Pts	Avg
2012-13	23-10	304	13.2	38	85	.447	3	10	.300	22	36	.611	28	46	74	3.2	42	1	12	32	13	3	101	4.4
2013-14	27-1	315	11.7	51	83	.614	0	1	.000	11	21	.524	27	67	94	3.5	65	2	9	27	15	12	113	4.2
Totals	50-11	619	12.4	89	168	.530	3	11	.273	33	57	.579	55	113	168	3.36	107	3	21	59	28	15	214	4.3

CAREER SEC STATISTICS

Season	GP-GS	Min	Avg	FG	FGA	Pct	3FG	3FGA	Pct	FT	FTA	Pct	Off	Def	Tot	Avg	PF	FO	Ast	TO	Blk	Stl	Pts	Avg
2013	15-10	213	14.2	23	59	.390	2	7	.286	19	28	.679	17	35	52	3.5	30	1	5	22	11	2	67	4.5
2014	15-1	190	12.7	30	47	.638	0	1	.000	8	15	.533	13	40	53	3.5	44	2	6	21	9	9	68	4.5
Totals	30-11	403	13.4	53	108	.491	2	8	.250	27	43	.628	30	75	105	3.5	74	3	11	43	20	11	135	4.5

CHATKEVICIUS' CAREER HIGHS

- POINTS**
12, twice, last vs. Ole Miss (Jan. 18, 2014)
- FIELD GOALS**
6, vs. Ole Miss (Jan. 18, 2014)
- FIELD GOAL ATTEMPTS**
9, vs. Miss. State (March 13, 2013)
- 3-POINT FIELD GOALS**
1, 3x, last vs. Vandy (March 9, 2013)
- 3-POINT FIELD GOAL ATTEMPTS**
2, twice, last vs. Miss. State (March 13, 2013)
- FREE THROWS**
4, vs. Missouri (Jan. 22, 2013)
- FREE THROW ATTEMPTS**
7, vs. Alabama (Feb. 16, 2013)
- REBOUNDS**
10, vs. Georgia (Feb. 23, 2013)
- ASSISTS**
4, vs. Jacksonville (Dec. 7, 2012)
- BLOCKS**
3, vs. Georgia (Feb. 23, 2013)
- STEALS**
3, at Tennessee (Feb. 8, 2014)
- MINUTES PLAYED**
34, vs. Georgia (Feb. 23, 2013)

CHATKEVICIUS' SEASON HIGHS

- POINTS**
12, 3x, vs. Texas A&M (Jan. 29, 2014)
- FIELD GOALS**
6, vs. Ole Miss (Jan. 18, 2014)
- FIELD GOAL ATTEMPTS**
7, vs. Ole Miss (Jan. 18, 2014)
- 3-POINT FIELD GOALS**
-
- 3-POINT FIELD GOAL ATTEMPTS**
1, at Texas A&M, (Jan. 15, 2014)
- FREE THROWS**
3, vs. Alabama (Feb. 15, 2014)
- FREE THROW ATTEMPTS**
6, vs. Alabama (Feb. 15, 2014)
- REBOUNDS**
7, vs. Saint Mary's (Dec. 22, 2013)
- ASSISTS**
2, 3x, last vs. Alabama (Feb. 15, 2014)
- BLOCKS**
2, 4x, last at Tennessee (Feb. 8, 2014)
- STEALS**
3, at Tennessee (Feb. 8, 2014)
- MINUTES PLAYED**
21, twice, last vs. Ole Miss (Jan. 18, 2014)

SEASON NOTES

Posted a double-double with 10 points and 11 rebounds in exhibition contest vs. USC Aiken (Nov. 3) ... Scored his only attempt and blocked one shot in season opener vs. Longwood (Nov. 9) ... Scored two points and pulled down two rebounds, with one block and a steal at Baylor (Nov. 12) ... Scored four points, hitting 2-of-3 attempts at Clemson (Nov. 17) ... Scored a season high seven points, collecting four rebounds, vs. Manhattan (Dec. 17) ... Scored six points and pulled down six rebounds in just 12 minutes vs. USC Upstate (Dec. 19) ... Played very well at Diamond Head Classic, posting a career high 12 points and season high seven rebounds in win vs. Saint Mary's (Dec. 22) to open tournament play ... Scored two points and collected a team high six rebounds vs. Boise State (Dec. 23) and contributed two points and four rebounds vs. Akron (Dec. 25) ... Collected six points in four minutes going 3-of-3 from the field vs. SC State (Jan. 3) ... Pulled down three rebounds and recorded a steal vs. LSU (Jan. 11) ... Went 4-of-6 from the field for eight points to go with four rebounds at Texas A&M (Jan. 15) ... Made a career high six field goals (6-for-7) vs. Ole Miss (Jan. 18) as he tied his career high in points with 12 ... Recorded a career high two steals at Georgia (Jan. 22) and grabbed a team high six rebounds ... Grabbed six rebounds a recorded a season-best two assists at Missouri (Jan. 25) ... Tied his career high with 12 points on 5-of-6 shooting against Texas A&M (Jan. 29) ... Went 3-of-4 from the field for six points to go with three rebounds, two blocks and three steals at Tennessee (Feb. 8) ... Posted seven points and five rebounds in win vs. Vanderbilt (Feb. 13) ... Recorded seven points and four rebounds vs. Alabama (Feb. 15) ... Recorded five rebounds in seven minutes at Arkansas (Feb. 19) ... Grabbed five rebounds vs. Georgia (Feb. 22) ...



#12 - AUSTIN CONSTABLE

SOPHOMORE | GUARD | 5'11" | 180 | 1VL

WEST CHESTER, PA. / HENDERSON

CONSTABLE'S CAREER HIGHS

POINTS	-
FIELD GOALS	-
FIELD GOAL ATTEMPTS	2, twice, last vs. Marshall (Dec. 30, 2013)
3-POINT FIELD GOALS	-
3-POINT FIELD GOAL ATTEMPTS	1, twice, last vs. Marshall (Dec. 30, 2013)
FREE THROWS	-
FREE THROW ATTEMPTS	-
REBOUNDS	-
ASSISTS	-
BLOCKS	-
STEALS	-
MINUTES PLAYED	2, 4x, last vs. Texas A&M (Jan. 29, 2014)

CONSTABLE'S SEASON HIGHS

POINTS	-
FIELD GOALS	-
FIELD GOAL ATTEMPTS	2, vs. Marshall (Dec. 30, 2013)
3-POINT FIELD GOALS	-
3-POINT FIELD GOAL ATTEMPTS	1, vs. Marshall (Dec. 30, 2013)
FREE THROWS	-
FREE THROW ATTEMPTS	-
REBOUNDS	-
ASSISTS	-
BLOCKS	-
STEALS	1, vs. Marshall (Dec. 30, 2013)
MINUTES PLAYED	2, 3x, last vs. Texas A&M (Jan. 29, 2014)

2013-14

Opponent	Date	GS	Min	FG-FGA	Pct	3FG-FGA	Pct	FT-FTA	Pct	Off	Def	Tot	Avg	PF	FO	A	TO	Blk	Stl	Pts	Avg	
Longwood	11/9/13	-	-	-	-	-	-	-	-	-	-	-	-	-	-	-	-	-	-	-	-	-
at Baylor	11/12/13	-	-	-	-	-	-	-	-	-	-	-	-	-	-	-	-	-	-	-	-	-
at Clemson	11/17/13	-	-	-	-	-	-	-	-	-	-	-	-	-	-	-	-	-	-	-	-	-
Fla. International	11/24/13	-	-	-	-	-	-	-	-	-	-	-	-	-	-	-	-	-	-	-	-	-
at Oklahoma St.	12/6/13	-	-	-	-	-	-	-	-	-	-	-	-	-	-	-	-	-	-	-	-	-
Manhattan	12/17/13	-	-	-	-	-	-	-	-	-	-	-	-	-	-	-	-	-	-	-	-	-
USC Upstate	12/19/13	-	-	-	-	-	-	-	-	-	-	-	-	-	-	-	-	-	-	-	-	-
vs. Saint Mary's	12/22/13	-	-	-	-	-	-	-	-	-	-	-	-	-	-	-	-	-	-	-	-	-
vs. Boise State	12/23/13	-	-	-	-	-	-	-	-	-	-	-	-	-	-	-	-	-	-	-	-	-
vs. Akron	12/25/13	-	-	-	-	-	-	-	-	-	-	-	-	-	-	-	-	-	-	-	-	-
Akron	12/28/13	2	0-0	.000	0-0	.000	0-0	.000	0	0	0	0.0	0	0	0	0	0	0	0	0	0	0.0
Marshall	12/30/13	2	0-2	.000	0-1	.000	0-0	.000	0	0	0	0.0	0	0	0	0	0	1	0	0	0	0.0
SC State	1/3/14	-	-	-	-	-	-	-	-	-	-	-	-	-	-	-	-	-	-	-	-	-
at Florida	1/8/14	-	-	-	-	-	-	-	-	-	-	-	-	-	-	-	-	-	-	-	-	-
LSU	1/11/14	-	-	-	-	-	-	-	-	-	-	-	-	-	-	-	-	-	-	-	-	-
at Texas A&M	1/15/14	-	-	-	-	-	-	-	-	-	-	-	-	-	-	-	-	-	-	-	-	-
Ole Miss	1/18/14	-	-	-	-	-	-	-	-	-	-	-	-	-	-	-	-	-	-	-	-	-
at Georgia	1/22/14	-	-	-	-	-	-	-	-	-	-	-	-	-	-	-	-	-	-	-	-	-
at Missouri	1/25/14	-	-	-	-	-	-	-	-	-	-	-	-	-	-	-	-	-	-	-	-	-
Texas A&M	1/29/14	2	0-0	.000	0-0	.000	0-0	.000	0	0	0	0.0	0	0	0	0	0	0	0	0	0	0.0
at Ole Miss	2/1/14	-	-	-	-	-	-	-	-	-	-	-	-	-	-	-	-	-	-	-	-	-
Auburn	2/5/14	-	-	-	-	-	-	-	-	-	-	-	-	-	-	-	-	-	-	-	-	-
at Tennessee	2/8/14	-	-	-	-	-	-	-	-	-	-	-	-	-	-	-	-	-	-	-	-	-
Vanderbilt	2/12/14	-	-	-	-	-	-	-	-	-	-	-	-	-	-	-	-	-	-	-	-	-
Alabama	2/15/14	-	-	-	-	-	-	-	-	-	-	-	-	-	-	-	-	-	-	-	-	-
at Arkansas	2/19/14	-	-	-	-	-	-	-	-	-	-	-	-	-	-	-	-	-	-	-	-	-
Georgia	2/22/14	-	-	-	-	-	-	-	-	-	-	-	-	-	-	-	-	-	-	-	-	-
at Auburn	2/26/14	-	-	-	-	-	-	-	-	-	-	-	-	-	-	-	-	-	-	-	-	-
Kentucky	3/1/14	-	-	-	-	-	-	-	-	-	-	-	-	-	-	-	-	-	-	-	-	-
Florida	3/4/14	-	-	-	-	-	-	-	-	-	-	-	-	-	-	-	-	-	-	-	-	-
at Miss. State	3/8/14	-	-	-	-	-	-	-	-	-	-	-	-	-	-	-	-	-	-	-	-	-

SEASON NOTES

Saw two minutes of action in win vs. Akron (Dec. 28) ... Collected a steal vs. Marshall (Dec. 30) ... Saw two minutes in win over Texas A&M (Jan. 29) ...

CAREER STATISTICS

Season	GP-GS	Min	Avg	FG	FGA	Pct	3FG	3FGA	Pct	FT	FTA	Pct	Off	Def	Tot	Avg	PF	FO	Ast	TO	Blk	Stl	Pts	Avg
2012-13	4-0	6	1.5	0	2	.000	0	1	.000	0	0	.000	1	0	1	0.3	0	0	0	1	0	0	0	0.0
2013-14	3-0	6	2.0	0	2	.000	0	1	.000	0	0	.000	0	0	0	0.0	1	0	0	0	0	1	0	0.0
Totals	7-0	12	1.7	0	4	.000	0	2	.000	0	0	.000	1	0	1	0.1	1	0	0	1	0	1	0	0.0

CAREER SEC STATISTICS

Season	GP-GS	Min	Avg	FG	FGA	Pct	3FG	3FGA	Pct	FT	FTA	Pct	Off	Def	Tot	Avg	PF	FO	Ast	TO	Blk	Stl	Pts	Avg
2013	1-0	1	1.0	0	0	.000	0	0	.000	0	0	.000	0	0	0	0.0	0	0	0	0	0	0	0	0.0
2014	1-0	2	2.0	0	0	.000	0	0	.000	0	0	.000	0	0	0	0.0	0	0	0	0	0	0	0	0.0
Totals	2-0	3	0.7	0	0	.000	0	0	.000	0	0	.000	0	0	0	0.0	0	0	0	0	0	0	0	0.0



#25 - MINDAUGAS KACINAS

SOPHOMORE | FORWARD | 6'7" | 210 | 1VL
KLAIPEDA, LITHUANIA/WORD OF LIFE FIRE
TRADITIONAL SCHOOL

KACINAS' CAREER HIGHS

POINTS
18, vs. Rider (Nov. 19, 2012)

FIELD GOALS
8, vs. Rider (Nov. 19, 2012)

FIELD GOAL ATTEMPTS
11, 3x, last at Clemson (Nov. 13, 2013)

3-POINT FIELD GOALS
1, 3 times, last vs. Clemson (Dec. 2, 2012)

3-POINT FIELD GOAL ATTEMPTS
3, twice, last vs. App State (Dec. 19, 2012)

FREE THROWS
6, last at Auburn (Feb. 26, 2014)

FREE THROW ATTEMPTS
8, vs. Milwaukee (Nov. 11, 2012)

REBOUNDS
14, vs. Longwood (Nov. 9, 2013)

ASSISTS
3, twice, last vs. App State (Dec. 19, 2012)

BLOCKS
3, vs. Appalachian State (Dec. 19, 2012)

STEALS
2, 8x, last vs. Georgia (Feb. 22, 2014)

MINUTES PLAYED
36, twice, last at Arkansas (Feb. 19, 2014)

KACINAS' SEASON HIGHS

POINTS
14, vs. Auburn (Feb. 5, 2014)

FIELD GOALS
6, last vs. Auburn (Feb. 5, 2014)

FIELD GOAL ATTEMPTS
11, at Clemson (Nov. 13, 2013)

3-POINT FIELD GOALS
-

3-POINT FIELD GOAL ATTEMPTS
1, vs. USC Upstate (Dec. 19, 2013)

FREE THROWS
6, at Auburn (Feb. 26, 2014)

FREE THROW ATTEMPTS
6, 4x, last at Auburn (Feb. 26, 2014)

REBOUNDS
14, vs. Longwood (Nov. 9, 2013)

ASSISTS
2, twice, last vs. Marshall (Dec. 30, 2013)

BLOCKS
2, 5x, last vs. Georgia (Feb. 22, 2014)

STEALS
2, 7x, last vs. Georgia (Feb. 22, 2014)

MINUTES PLAYED
36, twice, last at Arkansas (Feb. 19, 2014)

2013-14

Opponent	Date	GS	Min	FG-FA	Pct	3FG-3FA	Pct	FT-FTA	Pct	Off	Def	Tot	Avg	PF	FO	A	TO	Blk	Stl	Pts	Avg
Longwood	11/9/13	*	29	4-6	.667	0-0	.000	0-0	.000	5	9	14	14.0	2	0	0	3	2	0	8	8.0
at Baylor	11/12/13	*	18	1-2	.500	0-0	.000	0-0	.000	1	1	2	8.0	5	1	0	1	0	1	2	5.0
at Clemson	11/17/13	*	31	6-11	.545	0-0	.000	1-2	.500	7	5	12	9.3	4	0	0	2	0	1	13	7.7
Fla. International	11/24/13	*	35	3-5	.600	0-0	.000	3-4	.750	4	5	9	9.3	2	0	0	3	0	0	9	8.0
at Oklahoma St.	12/6/13	*	32	1-4	.250	0-0	.000	4-6	.667	3	2	5	8.4	4	0	0	4	0	1	6	7.6
Manhattan	12/17/13	*	24	3-4	.750	0-0	.000	1-4	.250	1	4	5	7.8	5	1	2	1	1	1	7	7.5
USC Upstate	12/19/13	*	36	2-5	.400	0-1	.000	1-2	.500	3	6	9	8.0	2	0	1	2	1	1	5	7.1
vs. Saint Mary's	12/22/13	*	14	2-3	.667	0-0	.000	2-3	.667	1	0	1	7.1	4	0	0	2	0	0	6	7.0
vs. Boise State	12/23/13	*	28	0-1	.000	0-0	.000	0-1	.000	1	2	3	6.7	2	0	1	3	0	0	0	6.2
vs. Akron	12/25/13	*	15	2-3	.667	0-0	.000	0-0	.000	0	0	0	6.0	3	0	0	0	0	1	4	6.0
Akron	12/28/13	*	26	3-5	.600	0-0	.000	5-5	1.000	1	1	2	5.6	4	0	0	3	2	2	11	6.5
Marshall	12/30/13	*	16	2-5	.400	0-0	.000	0-0	.000	3	2	5	5.6	3	0	2	2	0	1	4	6.3
SC State	1/3/14	*	28	0-0	.000	0-0	.000	3-6	.500	3	6	9	5.8	1	0	2	1	1	3	3	6.0
at Florida	1/8/14	*	20	2-2	1.000	0-0	.000	2-2	1.000	2	2	4	5.7	4	0	0	3	0	1	6	6.0
LSU	1/11/14	*	22	0-2	.000	0-0	.000	4-6	.667	1	1	2	5.5	3	0	0	1	2	4	5.9	
at Texas A&M	1/15/14	*	10	1-1	1.000	0-0	.000	1-2	.500	0	1	1	5.2	4	0	0	1	0	1	3	5.7
Ole Miss	1/18/14	*	14	2-4	.500	0-0	.000	0-1	.000	2	2	4	5.1	2	0	0	1	1	0	4	5.6
at Georgia	1/22/14	*	7	0-0	.000	0-0	.000	0-0	.000	0	0	0	4.8	5	1	0	1	0	0	0	5.3
at Missouri	1/25/14	*	11	0-1	.000	0-0	.000	0-0	.000	1	2	3	4.7	3	0	0	0	0	1	0	5.0
Texas A&M	1/29/14	*	20	0-0	.000	0-0	.000	0-0	.000	1	0	1	4.6	4	0	0	2	2	2	0	4.8
at Ole Miss	2/1/14	*	19	2-2	1.000	0-0	.000	3-4	.750	1	2	3	4.5	4	0	0	1	1	0	7	4.9
Auburn	2/5/14	*	31	6-9	.667	0-0	.000	2-3	.667	4	2	6	4.5	1	0	1	3	1	1	14	4.9
at Tennessee	2/8/14	*	20	1-3	.333	0-0	.000	1-2	.500	3	3	6	4.6	3	0	0	1	0	2	3	5.2
Vanderbilt	2/12/14	*	19	2-5	.400	0-0	.000	1-2	.500	4	3	7	4.7	5	1	0	2	2	2	5	5.2
Alabama	2/15/14	*	26	3-5	.600	0-0	.000	0-0	.000	1	4	5	4.7	3	0	0	1	0	2	6	5.2
at Arkansas	2/19/14	*	36	1-3	.333	0-0	.000	1-2	.500	3	4	7	4.8	1	0	0	3	1	0	3	5.1
Georgia	2/22/14	*	30	1-4	.250	0-0	.000	0-0	.000	3	2	5	4.8	2	0	0	0	2	2	5	5.0
at Auburn	2/26/14	*	21	2-3	.667	0-0	.000	6-6	1.000	3	2	5	4.8	3	0	1	3	1	1	10	5.2
Kentucky	3/1/14																				
Florida	3/4/14																				
at Miss. State	3/8/14																				

SEASON NOTES

Scored eight points and dished one assist in exhibition vs. USC Aiken (Nov. 3) ... Set a career high with 14 rebounds, while adding eight points and matching for a team high two blocks in contest vs. Longwood (Nov. 9) ... Also earned the start vs. the Lancers ... Continues to impress on the boards, collecting a team high 12 rebounds, including seven on the offensive glass, at Clemson (Nov. 17), also posted team high 13 points for first double-double of the season and second of his career ... Near double-double with nine points and nine rebounds vs. FIU (Nov. 24) ... Scored six points, and collected five rebounds in a team high 32 minutes played at No. 9/11 Oklahoma State (Dec. 6) ... Scored seven points and pulled down five rebounds vs. Manhattan (Dec. 17) ... Scored five points and pulled down a team high nine rebounds in a career-high 36 minutes vs. USC Upstate (Dec. 19) ... Scored six points but was in foul trouble early in win vs. Saint Mary's (Dec. 22) ... Followed with a three-rebound performance vs. Boise State (Dec. 23) and scored four points, but didn't collect a rebound in win vs. Akron (Dec. 25) ... Scored 11 points and blocked two shots, with two steals in home win vs. Akron (Dec. 28) ... Four points and five rebounds vs. Marshall (Dec. 30) ... Posted nine rebounds to go with three points vs. SC State (Jan. 3) ... Scored six points at No. 10/11 Florida (Jan. 8), going 2-of-2 from the field and at the free throw line, while also grabbing four rebounds ... Went 4-of-6 from the foul line and tied his career high with two steals vs. LSU (Jan. 11) ... Recorded three rebounds and a steal at Missouri (Jan. 25) ... Blocked two shots and recorded two steals vs. Texas A&M (Jan. 29) ... Scored a season high 14 points and grabbed six rebounds vs. Auburn (Feb. 5) ... Grabbed seven rebounds to go with five points and two blocks in win vs. Vanderbilt (Feb. 13) ... Also tied career high in steals with two against the Commodores ... Scored key tip-in to give Gamecocks a late one-point lead vs. Alabama (Feb. 15) ... Also recorded six points and five rebounds against the Crimson Tide ... Grabbed seven rebounds in 36 minutes at Arkansas (Feb. 19) ... Scored 10 points and grabbed five rebounds at Auburn (Feb. 26) ...

CAREER STATISTICS

Season	GP-GS	Min	Avg	FG	FGA	Pct	3FG	3FGA	Pct	FT	FTA	Pct	Off	Def	Tot	Avg	PF	FO	Ast	TO	Blk	Stl	Pts	Avg
2012-13	31-9	606	19.5	57	110	.518	4	20	.200	34	50	.680	50	66	116	3.7	67	1	21	46	15	10	152	4.9
2013-14	28-21	638	22.8	52	97	.536	0	1	.000	41	63	.651	62	73	135	4.8	88	4	8	50	19	27	145	5.2
Totals	59-30	1244	21.1	109	207	.527	4	21	.190	75	113	.664	112	139	251	4.25	155	5	29	96	34	37	297	5.0

CAREER SEC STATISTICS

Season	GP-GS	Min	Avg	FG	FGA	Pct	3FG	3FGA	Pct	FT	FTA	Pct	Off	Def	Tot	Avg	PF	FO	Ast	TO	Blk	Stl	Pts	Avg
2013	17-4	255	15.0	16	40	.400	1	7	.143	11	16	.688	14	27	41	2.4	32	0	7	18	2	4	44	2.6
2014	15-8	306	20.4	23	43	.535	0	0	.000	21	30	.700	29	30	59	3.9	47	2	2	22	12	17	67	4.5
Totals	32-12	561	17.5	39	84	.459	1	7	.143	32	46	.646	43	57	100	3.1	79	2	9	40	14	21	111	3.5



#35 - BRIAN STEELE

SOPHOMORE | FORWARD | 6'5" | 200 | 1VL

GREENVILLE, S.C./WADE HAMPTON SCHOOL

STEELE'S CAREER HIGHS

POINTS

8, vs. Georgia (Feb. 22, 2014)

FIELD GOALS

3, at Tennessee (Feb. 8, 2014)

FIELD GOAL ATTEMPTS

7, twice, last vs. Georgia (Feb. 22, 2014)

3-POINT FIELD GOALS

2, twice, last vs. Georgia (Feb. 22, 2014)

3-POINT FIELD GOAL ATTEMPTS

5, twice vs. Georgia (Feb. 22, 2014)

FREE THROWS

2, twice, last vs. Georgia (Feb. 22, 2014)

FREE THROW ATTEMPTS

2, 3x, last vs. Georgia (Feb. 22, 2014)

REBOUNDS

7, vs. Miss. State (March 13, 2013)

ASSISTS

3, twice, last at Auburn (Feb. 26, 2014)

BLOCKS

-

STEALS

2, vs. Texas A&M (Jan. 29, 2014)

MINUTES PLAYED

26, at Tennessee (Feb. 8, 2014)

STEELE'S SEASON HIGHS

POINTS

8, vs. Georgia (Feb. 22, 2014)

FIELD GOALS

3, at Tennessee (Feb. 8, 2014)

FIELD GOAL ATTEMPTS

7, vs. Georgia (Feb. 22, 2014)

3-POINT FIELD GOALS

2, vs. Georgia (Feb. 22, 2014)

3-POINT FIELD GOAL ATTEMPTS

5, vs. Georgia (Feb. 22, 2014)

FREE THROWS

2, vs. Georgia (Feb. 22, 2014)

FREE THROW ATTEMPTS

2, vs. Texas A&M (Feb. 22, 2014)

REBOUNDS

4, twice, last at Auburn (Feb. 26, 2014)

ASSISTS

3, at Auburn (Feb. 26, 2014)

BLOCKS

-

STEALS

2, vs. Texas A&M (Jan. 29, 2014)

MINUTES PLAYED

26, at Tennessee (Feb. 8, 2014)

2013-14

Opponent	Date	GS	Min	FG-FGA	Pct	3FG-FGA	Pct	FT-FTA	Pct	Off	Def	Tot	Avg	PF	FO	A	TO	Blk	Stl	Pts	Avg	
Longwood	11/9/13	-	-	-	-	-	-	-	-	-	-	-	-	-	-	-	-	-	-	-	-	-
at Baylor	11/12/13	-	-	-	-	-	-	-	-	-	-	-	-	-	-	-	-	-	-	-	-	-
at Clemson	11/17/13	1	0-0	.000	0-0	.000	0-0	.000	0-0	0	0	0	0.0	0	0	0	0	0	0	0	0.0	-
Fla. International	11/24/13	-	-	-	-	-	-	-	-	-	-	-	-	-	-	-	-	-	-	-	-	-
at Oklahoma St.	12/6/13	-	-	-	-	-	-	-	-	-	-	-	-	-	-	-	-	-	-	-	-	-
Manhattan	12/17/13	2	0-0	.000	0-0	.000	0-0	.000	0-0	0	0	0	0.0	0	0	0	0	0	0	0	0.0	-
USC Upstate	12/19/13	-	-	-	-	-	-	-	-	-	-	-	-	-	-	-	-	-	-	-	-	-
vs. Saint Mary's	12/22/13	-	-	-	-	-	-	-	-	-	-	-	-	-	-	-	-	-	-	-	-	-
vs. Boise State	12/23/13	11	1-2	.500	1-1	1.000	0-0	.000	0-0	0	0	0	0.0	0	0	0	2	0	0	3	1.0	-
vs. Akron	12/25/13	6	0-1	.000	0-1	.000	0-0	.000	0-0	0	0	0	0.0	1	0	0	0	0	0	0	0.8	-
Akron	12/28/13	7	0-0	.000	0-0	.000	0-0	.000	0-0	0	0	0	0.0	0	0	0	0	0	0	0	0.6	-
Marshall	12/30/13	9	0-2	.000	0-1	.000	0-0	.000	1-1	1	0	1	0.2	5	1	1	0	0	0	0	0.5	-
SC State	1/3/14	-	-	-	-	-	-	-	-	-	-	-	-	-	-	-	-	-	-	-	-	-
at Florida	1/8/14	-	-	-	-	-	-	-	-	-	-	-	-	-	-	-	-	-	-	-	-	-
LSU	1/11/14	-	-	-	-	-	-	-	-	-	-	-	-	-	-	-	-	-	-	-	-	-
at Texas A&M	1/15/14	-	-	-	-	-	-	-	-	-	-	-	-	-	-	-	-	-	-	-	-	-
Ole Miss	1/18/14	-	-	-	-	-	-	-	-	-	-	-	-	-	-	-	-	-	-	-	-	-
at Georgia	1/22/14	12	1-2	.500	1-2	.500	0-0	.000	0-0	0	0	0	0.1	1	0	1	1	0	1	3	0.9	-
at Missouri	1/25/14	10	1-2	.500	1-2	.500	0-0	.000	1-1	1	0	1	0.3	1	0	2	0	0	0	3	1.1	-
Texas A&M	1/29/14	3	0-1	.000	0-1	.000	0-2	.000	0-2	2	2	0.4	0.0	0	0	0	0	0	2	0	1.0	-
at Ole Miss	2/1/14	-	-	-	-	-	-	-	-	-	-	-	-	-	-	-	-	-	-	-	-	-
Auburn	2/5/14	1	0-2	.000	0-0	.000	0-0	.000	0-0	0	0	0	0.4	0	0	0	0	0	0	0	0.9	-
at Tennessee	2/8/14	26	3-6	.500	1-3	.333	0-0	.000	1-3	4	4	0.7	2	0	0	0	0	0	0	7	1.5	-
Vanderbilt	2/12/14	11	1-3	.333	0-2	.000	0-0	.000	1-1	1	0	1	0.8	1	0	1	0	0	0	2	1.5	-
Alabama	2/15/14	2	1-2	.500	0-1	.000	0-0	.000	0-0	0	0	0	0.7	1	0	0	0	0	0	2	1.5	-
at Arkansas	2/19/14	10	1-1	1.000	1-1	1.000	0-0	.000	0-1	1	1	0.7	4	0	0	0	0	0	0	3	1.6	-
Georgia	2/22/14	22	2-7	.286	2-5	.400	2-2	1.000	0-2	2	2	0.8	3	0	1	0	0	0	8	2.1	-	
at Auburn	2/26/14	14	2-5	.400	1-3	.333	0-0	.000	1-3	4	4	1.0	3	0	3	0	1	5	2.3	-	-	
Kentucky	3/1/14	-	-	-	-	-	-	-	-	-	-	-	-	-	-	-	-	-	-	-	-	-
Florida	3/4/14	-	-	-	-	-	-	-	-	-	-	-	-	-	-	-	-	-	-	-	-	-
at Miss. State	3/8/14	-	-	-	-	-	-	-	-	-	-	-	-	-	-	-	-	-	-	-	-	-

SEASON NOTES

Scored two points and collected one rebound in exhibition vs. USC Aiken (Nov. 3) ... Did not see action in the season opener vs. Longwood (Nov. 9) ... Saw time vs. Manhattan (Dec. 17) ... Scored first points of the season in 11 minutes of action vs. Boise State (Dec. 23) ... Also saw time in win over Akron (Dec. 25) at Diamond Head Classic ... Posted one assist in win vs. Marshall (Dec. 30) ... Went 1-for-2 from 3-point range at Georgia (Jan. 22) ... Dished a season-high 2 assists and hit 1-of-2 from 3 at Missouri (Jan. 25) ... Recorded career highs in points (7), field goals made (3) and minutes (26) at Tennessee (Feb. 8) ... Scored two points, grabbed one rebound and dished one assist in 11 minutes in win vs. Vanderbilt (Feb. 13) ... Scored two points in two minutes vs. Alabama (Feb. 15) ... Went 1-of-1 from 3 at Arkansas (Feb. 19) ... Recorded career highs in points (8), field goals attempts (7), 3-point field goals (2), 3-point field goal attempts (5), free throws (2) and free throw attempts (2) vs. Georgia (Feb. 22) ... Totaled five points on 2-of-5 shooting at Auburn (Feb. 26) ... Also dished a career-high three assists and pulled down a season-high four rebounds against the Tigers ...

CAREER STATISTICS

Season	GP-GS	Min	Avg	FG	FGA	Pct	3FG	3FGA	Pct	FT	FTA	Pct	Off	Def	Tot	Avg	PF	FO	Ast	TO	Blk	Stl	Pts	Avg
2012-13	7-4	79	11.3	5	19	.263	4	14	.286	2	3	.667	4	11	15	2.1	12	1	8	5	0	3	16	2.3
2013-14	16-0	147	9.2	13	36	.361	8	23	.348	2	4	.500	5	11	16	1.0	23	1	9	3	0	4	36	2.3
Totals	23-4	226	9.8	18	55	.327	12	37	.324	4	7	.571	9	22	31	1.35	35	2	17	8	0	7	52	2.3

CAREER SEC STATISTICS

Season	GP-GS	Min	Avg	FG	FGA	Pct	3FG	3FGA	Pct	FT	FTA	Pct	Off	Def	Tot	Avg	PF	FO	Ast	TO	Blk	Stl	Pts	Avg
2013	4-3	56	14.0	4	11	.364	4	10	.400	0	0	.000	1	6	7	1.8	10	1	6	2	0	2	12	3.0
2014	10-0	111	11.1	12	31	.387	7	20	.350	2	4	.500	4	11	15	1.5	16	0	8	1	0	4	33	3.3
Totals	14-3	167	11.9	14/6	42	.380	11	30	.366	2	4	.500	5	17	22	1.5	26	1	14	3	0	6	45	3.2



#21 - DEMETRIUS HENRY

FRESHMAN | FORWARD | 6'9" | 215 | HS
 MIAMI, FLA./FAITH BAPTIST CHRISTIAN SCHOOL

HENRY'S SEASON HIGHS

POINTS

14, vs. FIU (Nov. 24, 2013)

FIELD GOALS

7, vs. FIU (Nov. 24, 2013)

FIELD GOAL ATTEMPTS

11, vs. SC State (Jan. 3, 2014)

3-POINT FIELD GOALS

-

3-POINT FIELD GOAL ATTEMPTS

-

FREE THROWS

2, last at Ole Miss (Feb. 1, 2014)

FREE THROW ATTEMPTS

4, 3x, last at Ole Miss (Feb. 1, 2014)

REBOUNDS

11, vs. SC State (Jan. 3, 2014)

ASSISTS

2, twice, last at Texas A&M (Jan. 15, 2014)

BLOCKS

2, 5x, last vs. Vanderbilt (Feb. 13, 2014)

STEALS

2, 3x, at Arkansas (Feb. 19, 2014)

MINUTES PLAYED

32, vs. SC State (Jan. 3, 2014)

2013-14

Opponent	Date	GS	Min	FG-FA	Pct	3FG-3FA	Pct	FT-FTA	Pct	Off	Def	Tot	Avg	PF	FO	A	TO	Blk	Stl	Pts	Avg
Longwood	11/9/13	*	31	1-5	.200	0-0	.000	2-2	1.000	2	4	6	6.0	2	0	1	0	0	0	4	4.0
at Baylor	11/12/13	*	30	4-10	.400	0-0	.000	1-4	.250	3	3	6	6.0	4	0	1	0	2	0	9	6.5
at Clemson	11/17/13	*	22	4-9	.444	0-0	.000	1-4	.250	3	2	5	5.7	5	1	0	1	1	0	9	7.3
Fla. International	11/24/13	*	31	7-10	.700	0-0	.000	0-0	.000	3	3	6	5.8	3	0	0	0	0	1	14	9.0
at Oklahoma St.	12/6/13	*	26	3-6	.500	0-0	.000	0-2	.000	0	5	5	5.6	5	1	2	4	2	0	6	8.4
Manhattan	12/17/13	*	19	2-6	.333	0-0	.000	0-2	.000	1	1	2	5.3	4	0	0	1	0	0	4	7.1
USC Upstate	12/19/13	*	16	2-7	.286	0-0	.000	0-2	.000	4	3	7	5.3	5	1	0	0	1	1	4	7.1
vs. Saint Mary's	12/22/13	*	20	3-5	.600	0-0	.000	0-0	.000	3	5	8	5.6	5	1	0	0	1	2	6	7.0
vs. Boise State	12/23/13	*	20	3-5	.600	0-0	.000	0-0	.000	1	2	3	5.3	2	0	0	3	2	0	6	6.9
vs. Akron	12/25/13	*	9	0-1	.000	0-0	.000	0-0	.000	0	0	0	4.8	4	0	0	1	1	0	0	6.2
Akron	12/28/13	*	22	4-10	.400	0-0	.000	0-1	.000	3	3	6	4.9	2	0	0	0	0	1	8	6.4
Marshall	12/30/13	*	14	6-7	.857	0-0	.000	0-0	.000	2	0	2	4.7	5	1	0	0	0	1	12	6.8
SC State	1/3/14	*	32	5-11	.455	0-0	.000	0-1	.000	4	7	11	5.2	3	0	0	3	1	1	10	7.1
at Florida	1/8/14	*	23	1-2	.500	0-0	.000	0-3	.000	0	1	1	4.9	4	0	1	1	0	0	2	6.7
LSU	1/11/14	*	5	0-1	.000	0-0	.000	0-0	.000	1	0	1	4.6	4	0	0	0	0	0	1	6.3
at Texas A&M	1/15/14	*	19	2-3	.667	0-0	.000	0-0	.000	1	1	2	4.4	2	0	2	1	0	1	4	6.1
Ole Miss	1/18/14	*	16	1-2	.500	0-0	.000	0-3	.000	1	0	1	4.2	3	0	1	0	0	2	3	5.9
at Georgia	1/22/14	*	15	0-5	.000	0-0	.000	1-2	.500	3	2	5	4.3	4	0	0	1	2	1	1	5.6
at Missouri	1/25/14	*	30	1-6	.167	0-0	.000	1-2	.500	2	1	3	4.2	3	0	0	1	0	0	3	5.5
Texas A&M	1/29/14	*	13	1-1	1.000	0-0	.000	0-0	.000	1	1	2	4.1	3	0	0	1	2	1	2	5.3
at Ole Miss	2/1/14	*	10	0-6	.000	0-0	.000	2-4	.500	1	0	1	4.0	4	0	0	0	0	0	2	5.1
Auburn	2/5/14	*	20	3-4	.750	0-0	.000	0-1	.000	1	2	3	3.9	4	0	1	0	1	0	6	5.2
at Tennessee	2/8/14	*	12	1-4	.250	0-0	.000	0-0	.000	1	0	1	3.8	5	1	0	1	0	0	2	5.0
Vanderbilt	2/12/14	*	21	1-4	.250	0-0	.000	0-2	.000	4	2	6	3.9	2	0	0	1	2	1	2	4.9
Alabama	2/15/14	*	9	0-1	.000	0-0	.000	0-0	.000	0	1	1	3.8	3	0	0	1	0	0	0	4.7
at Arkansas	2/19/14	*	14	1-2	.500	0-0	.000	0-0	.000	3	0	3	3.7	2	0	1	1	0	2	2	4.6
Georgia	2/22/14	*	10	0-1	.000	0-0	.000	0-0	.000	0	1	1	3.6	0	0	0	0	0	0	0	4.4
at Auburn	2/26/14	*	11	1-1	1.000	0-0	.000	0-0	.000	1	0	1	3.5	3	0	0	2	1	0	2	4.4
Kentucky	3/1/14																				
Florida	3/4/14																				
at Miss. State	3/8/14																				

SEASON NOTES

Earned the start and scored eight points and collected five rebounds in exhibition contest vs. USC Aiken (Nov. 3) ... Earned the start in first-career contest vs. Longwood (Nov. 9) ... Scored four points and collected six rebounds vs. the Lancers ... Scored nine points and collected six rebounds, posting first two blocks of the season at Baylor (Nov. 12) ... Scored nine points and collected five rebounds, including three on the offensive glass, in start at Clemson (Nov. 17) ... First career double-figure scoring game with 14 points in win vs. FIU (Nov. 24) ... Hit 7-of-10 from the field vs. the Panthers ... Matched season high with two blocks, and posted season high with two assists at No. 9/11 Oklahoma State (Dec. 6) ... Was in foul trouble early vs. USC Upstate (Dec. 19), played just 16 minutes, but pulled down a season high seven rebounds ... Solid in win vs. Saint Mary's (Dec. 22), scoring six points and pulling down a season and team high eight rebounds ... Scored six points vs. Boise State (Dec. 23) and matched season high with two blocked shots ... Was in foul trouble vs. Akron (Dec. 25), playing just nine minutes ... Scored eight points and collected six rebounds with one steal in home win vs. Akron (Dec. 28) ... Fouled out of Marshall contest (Dec. 30), but posted 12 points on 6-of-7 from the field ... First-career double-double with 10 points and a season high 11 rebounds vs. SC State (Jan. 3) in a season high 32 minutes ... First-career double-double with 10 points and a season high 11 rebounds vs. SC State (Jan. 3) in a season high 32 minutes ... Tied a season high in assists with two at Texas A&M (Jan. 15) ... Swiped two steals vs. Ole Miss (Jan. 18), which tied his season high ... Blocked two shots vs. Texas A&M (Jan. 29) ... Recorded six points, three rebounds and a block against Auburn (Feb. 5) ... Grabbed six rebounds, four offensive, and tied a season high in blocks with two in win vs. Vanderbilt (Feb. 13) ... Recorded two steals at Arkansas (Feb. 19) ...

CAREER STATISTICS

Season	GP-GS	Min	Avg	FG	FGA	Pct	3FG	3FGA	Pct	FT	FTA	Pct	Off	Def	Tot	Avg	PF	FO	Ast	TO	Blk	Stl	Pts	Avg
2013-14	28-23	520	18.6	57	135	.422	0	0	.000	8	35	.229	49	50	99	3.5	95	6	10	24	19	15	122	4.4

CAREER SEC STATISTICS

Season	GP-GS	Min	Avg	FG	FGA	Pct	3FG	3FGA	Pct	FT	FTA	Pct	Off	Def	Tot	Avg	PF	FO	Ast	TO	Blk	Stl	Pts	Avg
2014	15-10	228	15.2	13	43	.302	0	0	.000	4	17	.235	20	12	32	2.1	46	1	6	11	8	8	30	2.0



#20 - JUSTIN MCKIE

FRESHMAN | GUARD | 6'4" | 195 | HS
COLUMBIA, S.C./IRMO

MCKIE'S SEASON HIGHS

POINTS

5, at Texas A&M (Jan. 15, 2014)

FIELD GOALS

2, at Texas A&M (Jan. 15, 2014)

FIELD GOAL ATTEMPTS

3, at Texas A&M (Jan. 15, 2014)

3-POINT FIELD GOALS

1, at Texas A&M (Jan. 15, 2014)

3-POINT FIELD GOAL ATTEMPTS

1, 4x, lat at Texas A&M (Jan. 15, 2014)

FREE THROWS

1, twice, last vs. Marshall (Dec. 30, 2013)

FREE THROW ATTEMPTS

2, twice, last vs. Marshall (Dec. 30, 2013)

REBOUNDS

4, twice, vs. Texas A&M (Jan. 29, 2014)

ASSISTS

2, twice, last at Ole Miss (Feb. 1, 2014)

BLOCKS

-

STEALS

1, twice, at Texas A&M (Jan. 15, 2014)

MINUTES PLAYED

11, at Texas A&M (Jan. 15, 2014)

2013-14

Opponent	Date	GS	Min	FG-FGA	Pct	3FG-FGA	Pct	FT-FTA	Pct	Off	Def	Tot	Avg	PF	FO	A	TO	Blk	Stl	Pts	Avg
Longwood	11/9/13	4	0-1	.000	0-0	.000	0-0	.000	0	0	0	0	0.0	0	0	0	0	0	0	0	0.0
at Baylor	11/12/13	0+	0-0	.000	0-0	.000	0-0	.000	0	0	0	0	0.0	0	0	0	0	0	0	0	0.0
at Clemson	11/17/13	1	0-1	.000	0-1	.000	1-2	.500	1	0	1	0.3	0.0	0	0	0	0	0	0	1	0.3
Fla. International	11/24/13	-	-	-	-	-	-	-	-	-	-	-	-	-	-	-	-	-	-	-	-
at Oklahoma St.	12/6/13	-	-	-	-	-	-	-	-	-	-	-	-	-	-	-	-	-	-	-	-
Manhattan	12/17/13	4	0-0	.000	0-0	.000	0-0	.000	0	0	0	0.3	0.0	0	0	0	0	0	0	0	0.3
USC Upstate	12/19/13	-	-	-	-	-	-	-	-	-	-	-	-	-	-	-	-	-	-	-	-
vs. Saint Mary's	12/22/13	-	-	-	-	-	-	-	-	-	-	-	-	-	-	-	-	-	-	-	-
vs. Boise State	12/23/13	5	0-1	.000	0-1	.000	0-0	.000	0	1	1	0.4	1.0	0	0	0	0	0	0	0	0.2
vs. Akron	12/25/13	-	-	-	-	-	-	-	-	-	-	-	-	-	-	-	-	-	-	-	-
Akron	12/28/13	4	0-0	.000	0-0	.000	0-0	.000	0	0	0	0.3	0.0	0	0	0	0	0	0	0	0.2
Marshall	12/30/13	4	1-3	.333	0-1	.000	1-2	.500	2	2	4	0.9	0.0	0	0	0	0	1	3	0.6	
SC State	1/3/14	-	-	-	-	-	-	-	-	-	-	-	-	-	-	-	-	-	-	-	-
at Florida	1/8/14	-	-	-	-	-	-	-	-	-	-	-	-	-	-	-	-	-	-	-	-
LSU	1/11/14	-	-	-	-	-	-	-	-	-	-	-	-	-	-	-	-	-	-	-	-
at Texas A&M	1/15/14	11	2-3	.667	1-2	.500	0-0	.000	0	3	3	1.1	1.0	0	0	0	1	5	1.1	1.1	
Ole Miss	1/18/14	1	0-0	.000	0-0	.000	0-0	.000	0	0	0	1.0	0.0	0	0	0	0	0	0	1.0	
at Georgia	1/22/14	-	-	-	-	-	-	-	-	-	-	-	-	-	-	-	-	-	-	-	-
at Missouri	1/25/14	5	0-2	.000	0-0	.000	0-0	.000	0	1	1	1.0	1.0	0	0	1	0	0	0	0.9	
Texas A&M	1/29/14	15	0-2	.000	0-0	.000	0-0	.000	1	3	4	1.3	1.0	2	0	0	0	0	0	0.8	
at Ole Miss	2/1/14	7	0-1	.000	0-1	.000	0-0	.000	0	1	1	1.3	2.0	2	0	0	0	0	0	0.8	
Auburn	2/5/14	7	0-1	.000	0-1	.000	0-0	.000	0	1	1	1.2	1.0	1	1	0	0	0	0	0.7	
at Tennessee	2/8/14	4	0-0	.000	0-0	.000	0-0	.000	0	0	0	1.1	0.0	0	0	1	0	0	0	0.6	
Vanderbilt	2/12/14	3	0-2	.000	0-1	.000	0-0	.000	0	0	0	1.1	0.0	0	0	1	0	0	0	0.6	
Alabama	2/15/14	-	-	-	-	-	-	-	-	-	-	-	-	-	-	-	-	-	-	-	-
at Arkansas	2/19/14	-	-	-	-	-	-	-	-	-	-	-	-	-	-	-	-	-	-	-	-
Georgia	2/22/14	-	-	-	-	-	-	-	-	-	-	-	-	-	-	-	-	-	-	-	-
at Auburn	2/26/14	-	-	-	-	-	-	-	-	-	-	-	-	-	-	-	-	-	-	-	-
Kentucky	3/1/14	-	-	-	-	-	-	-	-	-	-	-	-	-	-	-	-	-	-	-	-
Florida	3/4/14	-	-	-	-	-	-	-	-	-	-	-	-	-	-	-	-	-	-	-	-
at Miss. State	3/8/14	-	-	-	-	-	-	-	-	-	-	-	-	-	-	-	-	-	-	-	-

SEASON NOTES

Played 21 minutes, scoring six points and collecting four rebounds in exhibition action vs. USC Aiken (Nov. 3) ... Saw action in season opener vs. Longwood (Nov. 9), attempted one shot ... Scored first point of his career at Clemson (Nov. 17) ... Saw action vs. Manhattan (Dec. 17) ... Saw action vs. Boise State (Dec. 23) ... Collected four rebounds and a steal in four minutes vs. Marshall (Dec. 30) ... Posted season highs in points (5), field goals made (2), 3-point field goals made (1) and minutes (11) at Texas A&M (Jan. 15) ... Recorded season highs in assists (2) and rebounds (4) vs. Texas A&M (Jan. 29) ... Dished two assists at Ole Miss (Feb. 1) ...

CAREER STATISTICS

Season	GP-GS	Min	Avg	FG	FGA	Pct	3FG	3FGA	Pct	FT	FTA	Pct	Off	Def	Tot	Avg	PF	FO	Ast	TO	Blk	Stl	Pts	Avg
2013-14	15-0	75	5.0	3	17	.176	1	8	.125	2	4	.500	4	12	16	1.1	7	0	5	4	0	2	9	0.6

CAREER SEC STATISTICS

Season	GP-GS	Min	Avg	FG	FGA	Pct	3FG	3FGA	Pct	FT	FTA	Pct	Off	Def	Tot	Avg	PF	FO	Ast	TO	Blk	Stl	Pts	Avg
2014	8-0	53	6.6	2	11	.182	1	5	.200	0	0	.000	1	9	10	1.3	6	0	5	4	0	1	5	0.6



#10 - DUANE NOTICE

FRESHMAN | GUARD | 6'2" | 221 | HS
 WOODBRIDGE, ONTARIO, CANADA/ST. THOMAS
 MORE (OAKDALE, CONN.)

2013-14

Opponent	Date	GS	Min	FG-FGA	Pct	3FG-3FGA	Pct	FT-FTA	Pct	Off	Def	Tot	Avg	PF	FO	A	TO	Blk	Stl	Pts	Avg
Longwood	11/9/13	*	19	3-6	.500	2-3	.667	0-0	.000	1	4	5	5.0	5	1	4	3	0	1	8	8.0
at Baylor	11/12/13		12	1-2	.500	0-0	.000	0-0	.000	0	1	1	3.0	3	0	2	1	0	1	2	5.0
at Clemson	11/17/13	*	20	1-7	.142	0-2	.000	0-0	.000	2	1	3	3.0	2	0	2	4	0	0	2	4.0
Fla. International	11/24/13		1	0-0	.000	0-0	.000	0-0	.000	0	0	0	2.3	0	0	1	0	0	0	0	3.0
at Oklahoma St.	12/6/13		16	1-4	.250	0-1	.000	0-0	.000	2	3	5	2.8	2	0	0	2	1	0	2	2.8
Manhattan	12/17/13		7	0-0	.000	0-0	.000	0-0	.000	0	0	0	2.3	1	0	1	3	0	0	7	2.3
USC Upstate	12/19/13		14	1-2	.500	1-1	1.000	2-2	1.000	0	0	0	2.0	1	0	3	0	0	1	5	2.7
vs. Saint Mary's	12/22/13	*	20	4-5	.800	1-1	1.000	2-3	.667	0	1	1	1.9	2	0	3	0	0	1	11	3.7
vs. Boise State	12/23/13	*	33	5-10	.500	1-3	.333	2-4	.500	0	2	2	1.9	2	0	1	1	0	0	13	4.8
vs. Akron	12/25/13	*	33	7-12	.583	0-1	.000	1-2	.500	1	4	5	2.2	0	0	1	4	0	1	15	5.8
Akron	12/28/13	*	26	0-4	.000	0-2	.000	3-4	.750	0	4	4	2.4	3	0	6	1	1	0	3	5.5
Marshall	12/30/13	*	31	4-8	.500	1-2	.500	4-5	.800	2	4	6	2.7	2	0	6	2	0	1	13	6.2
SC State	1/3/14	*	34	3-8	.375	1-4	.250	6-8	.750	1	0	1	2.5	0	0	8	6	0	0	13	6.7
at Florida	1/8/14	*	33	2-4	.500	1-2	.500	3-5	.600	1	0	1	2.4	0	0	3	5	0	0	8	6.8
LSU	1/11/14	*	8	0-0	.000	0-0	.000	0-0	.000	0	0	0	2.3	2	0	1	1	0	0	0	6.3
at Texas A&M	1/15/14	*	28	3-7	.428	1-3	.333	5-7	.714	1	2	3	2.3	3	0	5	1	1	1	12	6.7
Ole Miss	1/18/14	*	20	2-5	.400	0-2	.000	0-1	.000	0	3	3	2.4	4	0	4	4	0	0	4	6.5
at Georgia	1/22/14	*	22	4-6	.667	0-1	.000	6-10	.600	1	1	2	2.3	2	0	1	2	0	1	14	6.9
at Missouri	1/25/14	*	25	1-5	.200	0-1	.000	0-0	.000	1	0	1	2.3	3	0	2	3	0	0	2	6.7
Texas A&M	1/29/14	*	29	6-8	.750	1-2	.500	6-6	1.000	0	4	4	2.4	1	0	3	5	0	1	19	7.3
at Ole Miss	2/1/14	*	34	4-8	.500	0-1	.000	1-3	.333	1	2	3	2.4	2	0	4	8	0	2	9	7.4
Auburn	2/5/14	*	33	4-10	.400	1-2	.500	3-7	.429	2	4	6	2.5	2	0	3	3	0	0	12	7.6
at Tennessee	2/8/14	*	36	4-10	.400	0-1	.000	1-1	1.000	1	3	4	2.6	2	0	0	2	0	0	9	7.7
Vanderbilt	2/12/14	*	37	4-13	.308	1-1	1.00	1-2	.500	2	2	4	2.7	4	0	2	2	0	1	10	7.8
Alabama	2/15/14	*	35	2-7	.286	0-2	.000	0-0	.000	1	2	3	2.7	5	1	6	4	0	1	4	7.6
at Arkansas	2/19/14	*	34	1-9	.217	0-1	.000	7-8	.875	3	2	5	2.8	2	0	2	5	0	0	9	7.7
Georgia	2/22/14	*	24	0-5	.000	0-1	.000	4-6	.667	0	0	0	2.7	1	0	1	2	0	1	4	7.5
at Auburn	2/26/14		24	3-8	.375	0-1	.000	2-2	1.000	0	4	4	2.7	4	0	5	2	0	0	8	7.5
Kentucky	3/1/14																				
Florida	3/4/14																				
at Miss. State	3/8/14																				

CAREER STATISTICS

Season	GP-GS	Min	Avg	FG	FGA	Pct	3FG	3FGA	Pct	FT	FTA	Pct	Off	Def	Tot	Avg	PF	FO	Ast	TO	Blk	Stl	Pts	Avg
2013-14	28-22	688	24.6	70	173	.405	12	41	.293	59	86	.686	23	53	76	2.7	60	2	80	76	3	15	211	7.5

CAREER SEC STATISTICS

Season	GP-GS	Min	Avg	FG	FGA	Pct	3FG	3FGA	Pct	FT	FTA	Pct	Off	Def	Tot	Avg	PF	FO	Ast	TO	Blk	Stl	Pts	Avg
2014	15-14	422	28.1	40	105	.381	5	21	.238	39	58	.672	14	29	43	2.9	37	1	42	49	1	8	124	8.3

NOTICE'S SEASON HIGHS

POINTS

19, vs. Texas A&M (Jan. 29, 2014)

FIELD GOALS

7, vs. Akron (Dec. 25, 2013)

FIELD GOAL ATTEMPTS

13, vs. Vanderbilt (Feb. 13, 2013)

3-POINT FIELD GOALS

2, vs. Longwood (Nov. 9, 2013)

3-POINT FIELD GOAL ATTEMPTS

3, 3x, last at Texas A&M (Jan. 15, 2014)

FREE THROWS

7, at Arkansas (Feb. 19, 2014)

FREE THROW ATTEMPTS

10, at Georgia (Jan. 22, 2014)

REBOUNDS

6, twice, last vs. Auburn (Feb. 5, 2014)

ASSISTS

8, vs. SC State (Jan. 3, 2014)

BLOCKS

1, 3x, last at Texas A&M (Jan. 15, 2014)

STEALS

2, at Ole Miss (Feb. 1, 2014)

MINUTES PLAYED

37, vs. Vanderbilt (Feb. 13, 2014)

SEASON NOTES

Dished six assists in 19 minutes before hampered by cramps in exhibition contest vs. USC Aiken (Nov. 3) ... Posted four assists and scored eight points, including two made 3s, in season opener vs. Longwood (Nov. 9) ... Earned the start vs. the Lancers in college debut ... Dished two assists, adding two points and a steal at Baylor (Nov. 12) ... Scored four points and dished two assists at Clemson (Nov. 17) ... Matched season high with five rebounds at No. 9/11 Oklahoma State (Dec. 6) ... Scored five points and dished three assists vs. USC Upstate (Dec. 19) ... Flourished at Diamond Head Classic, posting a season high in points in each consecutive game ... Tallied double-figures with 11 points vs. Saint Mary's (Dec. 22), 13 vs. Boise State (Dec. 23) and a team and season high 15 vs. Akron (Dec. 25) ... Collected five rebounds to match season high vs. the Zips ... Dished season high six assists in home win vs. Akron (Dec. 28) ... Matched season high for second straight game with six assists in win vs. Marshall (Dec. 30); also 6 rebounds and 13 points for fourth-straight game in double-figures ... Recorded a season high with eight assists to go with 13 points, including season high numbers from the free throw line going 6-for-8 while playing in a season high 34 minutes vs. SC State (Jan. 3) ... Scored eight points dished three assists at No. 10/11 Florida (Jan. 8) ... Went a 5-of-7 from the foul line as he scored 12 points and dished five assists and grabbed three rebounds ... Dished four assists vs. Ole Miss (Jan. 18) ... Went 4-for-6 from the field and 6-for-10 from the foul line in a 14-point effort at Georgia (Jan. 22) ... Posted a career high 19 points on 6-of-8 shooting vs. Texas A&M (Jan. 29), including a 6-for-6 effort from the charity stripe ... Also grabbed four rebounds and dished three assists against the Aggies ... Scored nine points to go with four assists and three rebounds at Ole Miss (Feb. 1) ... Also had a career high two steals against the Rebels ... Scored 12 points, grabbed six rebounds and dished three assists vs. Auburn (Feb. 5) ... Recorded 10 points, four rebounds and two assists in win vs. Vanderbilt (Feb. 13) ... Dished a team-high six assists vs. Alabama (Feb. 15) ... Recorded nine points on a 7-of-8 effort from the foul line to go with five rebounds ... Dished five assists to go with eight points at Auburn (Feb. 26) ...



#32 - DESMOND RINGER

FRESHMAN | FORWARD | 6'9" | 255 | HS
MCDONOUGH, GA. / EAGLE'S LANDING

RINGER'S SEASON HIGHS

POINTS

9, at Texas A&M (Jan. 15, 2014)

FIELD GOALS

3, at Texas A&M (Jan. 15, 2014)

FIELD GOAL ATTEMPTS

5, vs. Akron (Dec. 25, 2013)

3-POINT FIELD GOALS

-

3-POINT FIELD GOAL ATTEMPTS

-

FREE THROWS

3, 3x, last at Texas A&M (Jan. 15, 2014)

FREE THROW ATTEMPTS

6, twice, at Texas A&M (Jan. 15, 2014)

REBOUNDS

7, twice, at Texas A&M (Jan. 15, 2014)

ASSISTS

2, at Texas A&M (Jan. 15, 2014)

BLOCKS

2, vs. USC Upstate (Dec. 19, 2013)

STEALS

-

MINUTES PLAYED

28, at Texas A&M (Jan. 15, 2014)

2013-14

Opponent	Date	GS	Min	FG-FGA	Pct	3FG-FGA	Pct	FT-FTA	Pct	Off	Def	Tot	Avg	PF	FO	A	TO	Blk	Stl	Pts	Avg
Longwood	11/9/13	7	0-0	.000	0-0	.000	0-0	.000	0	0	0	0.0	0	0	0	0	1	0	0	0	0.0
at Baylor	11/12/13	9	0-1	.000	0-0	.000	1-3	.333	1	0	1	0.5	3	0	0	0	0	0	0	1	0.5
at Clemson	11/17/13	10	1-3	.333	0-0	.000	2-2	1.000	0	1	1	0.7	3	0	1	0	0	0	4	1.7	
Fla. International	11/24/13	4	0-0	.000	0-0	.000	0-0	.000	1	0	1	0.8	2	0	0	1	0	0	0	1.3	
at Oklahoma St.	12/6/13	15	1-4	.250	0-0	.000	1-2	.500	2	3	5	1.6	4	0	0	1	0	0	3	1.6	
Manhattan	12/17/13	5	2-2	1.000	0-0	.000	0-2	.000	0	0	0	1.3	0	0	0	0	0	0	4	2.0	
USC Upstate	12/19/13	14	1-3	.333	0-0	.000	0-0	.000	1	1	2	1.4	4	0	0	1	2	0	2	2.0	
vs. Saint Mary's	12/22/13	12	0-1	.000	0-0	.000	3-6	.500	0	0	0	1.3	3	0	0	1	0	0	3	2.1	
vs. Boise State	12/23/13	9	0-1	.000	0-0	.000	0-0	.000	0	0	0	1.1	2	0	0	1	0	0	0	1.9	
vs. Akron	12/25/13	26	1-5	.200	0-0	.000	2-4	.500	3	2	5	1.5	3	0	1	0	1	1	4	2.1	
Akron	12/28/13	7	3-4	.750	0-0	.000	0-0	.000	3	1	4	1.7	3	0	1	0	0	0	6	2.5	
Marshall	12/30/13	14	2-4	.500	0-0	.000	0-0	.000	1	6	7	2.2	3	0	0	1	0	0	4	2.6	
SC State	1/3/14	1	0-0	.000	0-0	.000	0-0	.000	0	0	0	2.0	0	0	0	1	0	0	0	2.4	
at Florida	1/8/14	20	2-4	.500	0-0	.000	3-3	1.000	1	3	4	2.1	4	0	0	1	0	0	7	2.7	
LSU	1/11/14	23	0-1	.000	0-0	.000	2-2	1.000	1	4	5	2.3	2	0	2	2	0	0	2	2.7	
at Texas A&M	1/15/14	13	3-3	1.000	0-0	.000	3-6	.500	3	4	7	2.6	4	0	2	2	0	0	9	3.1	
Ole Miss	1/18/14	12	0-3	.000	0-0	.000	2-2	1.000	0	1	1	2.5	3	0	1	0	0	0	2	3.0	
at Georgia	1/22/14	14	0-0	.000	0-0	.000	0-0	.000	0	0	0	2.4	4	0	0	0	0	0	0	2.8	
at Missouri	1/25/14	+0	0-0	.000	0-0	.000	0-0	.000	0	0	0	2.3	0	0	0	0	0	0	1	2.7	
Texas A&M	1/29/14	5	0-1	.000	0-0	.000	0-0	.000	1	0	1	2.2	0	0	0	0	0	0	0	2.6	
at Ole Miss	2/1/14	-	-	-	-	-	-	-	-	-	-	-	-	-	-	-	-	-	-	-	-
Auburn	2/5/14	2	0-0	.000	0-0	.000	0-0	.000	0	0	0	2.1	1	0	0	1	0	0	0	2.4	
at Tennessee	2/8/14	9	1-1	1.000	0-0	.000	1-1	1.000	2	1	3	2.1	0	0	0	1	0	0	3	2.5	
Vanderbilt	2/12/14	-	-	-	-	-	-	-	-	-	-	-	-	-	-	-	-	-	-	-	-
Alabama	2/15/14	-	-	-	-	-	-	-	-	-	-	-	-	-	-	-	-	-	-	-	-
at Arkansas	2/19/14	-	-	-	-	-	-	-	-	-	-	-	-	-	-	-	-	-	-	-	-
Georgia	2/22/14	-	-	-	-	-	-	-	-	-	-	-	-	-	-	-	-	-	-	-	-
at Auburn	2/26/14	16	1-2	.500	0-0	.000	2-2	1.000	1	2	3	2.2	4	0	0	1	0	0	4	2.5	
Kentucky	3/1/14	-	-	-	-	-	-	-	-	-	-	-	-	-	-	-	-	-	-	-	-
Florida	3/4/14	-	-	-	-	-	-	-	-	-	-	-	-	-	-	-	-	-	-	-	-
at Miss. State	3/8/14	-	-	-	-	-	-	-	-	-	-	-	-	-	-	-	-	-	-	-	-

SEASON NOTES

Earned one steal and collected three rebounds in exhibition contest vs. USC Aiken (Nov. 3) ... Saw action vs. Longwood (Nov. 9) ... Posted one point at the free throw line vs. Baylor (Nov. 12) ... Posted four points and collected an assists at Clemson (Nov. 17) ... Collected season high five rebounds in 15 minutes played at No. 9/11 Oklahoma State (Dec. 6) ... Scored four points vs. Manhattan (Dec. 17) ... Was in foul trouble early, but blocked two shots vs. USC Upstate (Dec. 19) ... Solid at Diamond Head Classic; scored three points vs. Saint Mary's (Dec. 22) and posted four points and five rebounds in a season high 26 minutes in win vs. Akron (Dec. 25) ... Scored six points in seven minutes, with four rebounds, in home win vs. Akron (Dec. 28) ... Pulled down a team and season high seven rebounds in win vs. Marshall (Dec. 30) ... Recorded a season high seven points, hitting 3-of-3 free throw attempts, and pulling down four rebounds at No. 10/11 Florida ... Collected five rebounds vs. LSU (Jan. 11) ... Posted season highs in points (9), field goals made (3), assists (2) and minutes (28) at Texas A&M (Jan. 15), while matching highs in free throws made (3), attempted (6) and rebounds (7) ... Recorded four points and three rebounds at Auburn (Feb. 26) ...

CAREER STATISTICS

Season	GP-GS	Min	Avg	FG	FGA	Pct	3FG	3FGA	Pct	FT	FTA	Pct	Off	Def	Tot	Avg	PF	FO	Ast	TO	Blk	Stl	Pts	Avg
2013-14	23-1	262	11.4	18	43	.419	0	0	.000	22	34	.647	21	29	50	2.2	52	0	6	16	4	1	58	2.5

CAREER SEC STATISTICS

Season	GP-GS	Min	Avg	FG	FGA	Pct	3FG	3FGA	Pct	FT	FTA	Pct	Off	Def	Tot	Avg	PF	FO	Ast	TO	Blk	Stl	Pts	Avg
2014	10-1	129	12.9	7	15	.467	0	0	.000	13	16	.813	9	15	24	2.4	22	0	3	8	1	0	27	2.7



#5 - JAYLEN SHAW

FRESHMAN | GUARD | 6'0" | 182 | HS
HARTSVILLE, S.C./HARTSVILLE

SHAW'S SEASON HIGHS

POINTS

16, vs. FIU (Nov. 24, 2013)

FIELD GOALS

6, vs. FIU (Nov. 24, 2013)

FIELD GOAL ATTEMPTS

10, vs. FIU (Nov. 24, 2013)

3-POINT FIELD GOALS

4, vs. FIU (Nov. 24, 2013)

3-POINT FIELD GOAL ATTEMPTS

7, vs. FIU (Nov. 24, 2013)

FREE THROWS

6, at Georgia (Jan. 22, 2014)

FREE THROW ATTEMPTS

6, vs. at Georgia (Jan. 22, 2014)

REBOUNDS

2, twice, last vs. LSU (Jan. 11, 2014)

ASSISTS

5, vs. FIU (Nov. 24, 2013)

BLOCKS

1, vs. Akron (Dec. 28, 2013)

STEALS

2, at Georgia (Jan. 22, 2014)

MINUTES PLAYED

26, vs. FIU (Nov. 24, 2013)

2013-14

Opponent	Date	GS	Min	FG-FGA	Pct	3FG-FGA	Pct	FT-FTA	Pct	Off	Def	Tot	Avg	PF	FO	A	TO	Blk	Stl	Pts	Avg
Longwood	11/9/13	3	0-1	.000	0-1	.000	2-2	1.000	0	0	0	0	0.0	1	0	1	1	0	0	2	2.0
at Baylor	11/12/13	-	-	-	-	-	-	-	-	-	-	-	-	-	-	-	-	-	-	-	-
at Clemson	11/17/13	1	0-0	.000	0-0	.000	0-0	.000	0	0	0	0	0.0	0	0	1	0	0	0	0	1.0
Fla. International	11/24/13	26	6-10	.600	4-7	.571	0-0	.000	0	2	2	2	0.7	2	0	5	2	0	0	16	6.0
at Oklahoma St.	12/6/13	20	4-5	.800	3-4	.750	2-3	.667	0	1	1	0.8	2	0	3	0	0	0	13	7.8	
Manhattan	12/17/13	15	0-2	.000	0-0	.000	0-0	.000	0	1	1	0.8	1	0	2	2	0	0	0	6.2	
USC Upstate	12/19/13	3	0-0	.000	0-0	.000	0-0	.000	0	0	0	0.7	0	0	1	0	0	0	0	5.2	
vs. Saint Mary's	12/22/13	5	0-0	.000	0-0	.000	0-1	.000	0	0	0	0.6	0	0	0	0	0	1	0	4.4	
vs. Boise State	12/23/13	2	0-0	.000	0-0	.000	0-0	.000	0	0	0	0.5	0	0	0	0	0	0	0	3.9	
vs. Akron	12/25/13	1	0-0	.000	0-0	.000	0-0	.000	0	0	0	0.4	0	0	0	0	0	0	0	3.4	
Akron	12/28/13	8	1-1	1.000	0-0	.000	1-1	1.000	0	0	0	0.4	0	0	3	1	1	0	3	3.4	
Marshall	12/30/13	17	0-2	.000	0-0	.000	4-4	1.000	0	1	1	0.5	1	0	1	0	0	0	4	3.5	
SC State	1/3/14	9	2-4	.500	1-3	.333	0-0	.000	0	1	1	0.5	2	0	0	0	0	0	5	3.6	
at Florida	1/8/14	7	0-1	.000	0-0	.000	0-0	.000	0	0	0	0.5	1	0	0	0	0	0	0	3.3	
LSU	1/11/14	14	1-1	1.000	0-0	.000	2-2	1.000	0	2	2	0.6	4	0	2	3	0	0	4	3.4	
at Texas A&M	1/15/14	13	0-2	.000	0-2	.000	0-0	.000	0	0	0	0.5	2	0	2	0	0	0	0	3.1	
Ole Miss	1/18/14	24	2-5	.400	2-5	.400	3-4	.750	0	3	3	0.7	4	0	3	3	0	1	9	3.5	
at Georgia	1/22/14	19	2-5	.400	2-3	.667	6-6	1.000	0	0	0	0.6	1	0	0	2	0	2	12	4.0	
at Missouri	1/25/14	10	0-1	.000	0-1	.000	0-0	.000	0	0	0	0.6	4	0	1	0	0	0	0	3.8	
Texas A&M	1/29/14	10	0-2	.000	0-1	.000	0-0	.000	0	0	0	0.6	1	0	2	1	0	1	0	3.6	
at Ole Miss	2/1/14	6	0-0	.000	0-0	.000	0-0	.000	0	1	1	0.6	1	0	0	0	0	0	0	3.4	
Auburn	2/5/14	2	0-0	.000	0-0	.000	0-0	.000	0	0	0	0.6	0	0	0	0	0	0	0	3.2	
at Tennessee	2/8/14	-	-	-	-	-	-	-	-	-	-	-	-	-	-	-	-	-	-	-	
Vanderbilt	2/12/14	-	-	-	-	-	-	-	-	-	-	-	-	-	-	-	-	-	-	-	
Alabama	2/15/14	17	3-5	.600	2-2	1.000	0-0	.000	0	0	0	0.5	0	0	1	1	0	1	8	3.5	
at Arkansas	2/19/14	4	0-3	.000	0-2	.000	0-0	.000	1	0	1	0.6	0	0	0	0	0	0	0	3.3	
Georgia	2/22/14	9	1-3	.333	1-3	.333	0-0	.000	0	0	0	0.5	2	0	1	0	0	0	3	3.3	
at Auburn	2/26/14	8	2-3	.667	0-1	.000	0-0	.000	0	0	0	0.5	2	0	0	1	0	0	4	3.3	
Kentucky	3/1/14																				
Florida	3/4/14																				
at Miss. State	3/8/14																				

SEASON NOTES

Posted six points and one assist in exhibition contest vs. USC Aiken (Nov. 3) ... Scored two points at the free throw line and dished one assist in college debut vs. Longwood (Nov. 9) ... Collected an assist at Clemson (Nov. 17) ... Huge off the bench with 16 points on 6-of-10 shooting, including four 3s in win vs. FIU (Nov. 24) ... Also dished five assists vs. the Panthers ... Scored double-digits off the bench for second-straight game, posting 13 points at No. 9/11 Oklahoma State (Dec. 6) ... Also dished three assists vs. the Cowboys ... Collected first steal of the season vs. Saint Mary's (Dec. 22) ... Saw action vs. Akron (Dec. 28), scoring three points and dishing three assists ... A perfect 4-of-4 from the free throw line in win vs. Marshall (Dec. 30) ... Scored five points vs. SC State (Jan. 3) ... Scored four points recorded two rebounds and two assists vs. LSU (Jan. 11) ... Recorded nine points, including a 2-for-5 effort from beyond the arc vs. Ole Miss (Jan. 18) ... Scored 12 points, hitting 2-of-5 from 3-point range and going a perfect 6-for-6 from the foul line, at Georgia (Jan. 22) ... Also recorded a season high two steals against the Bulldogs ... Recorded two assists and a steal vs. Texas A&M (Jan. 29) ... Scored eight points, going 2-of-2 from beyond the arc, vs. Alabama (Feb. 15) ... Was 2-of-3 from the field to score four points at Auburn (Feb. 26) ...

CAREER STATISTICS

Season	GP-GS	Min	Avg	FG	FGA	Pct	3FG	3FGA	Pct	FT	FTA	Pct	Off	Def	Tot	Avg	PF	FO	Ast	TO	Blk	Stl	Pts	Avg
2013-14	25-0	253	10.1	24	56	.429	15	35	.429	20	23	.870	1	12	13	0.5	31	0	29	17	1	6	83	3.3

CAREER SEC STATISTICS

Season	GP-GS	Min	Avg	FG	FGA	Pct	3FG	3FGA	Pct	FT	FTA	Pct	Off	Def	Tot	Avg	PF	FO	Ast	TO	Blk	Stl	Pts	Avg
2014	13-0	143	11.0	11	31	.355	7	20	.350	11	12	.917	1	6	7	0.5	22	0	12	11	0	5	40	3.1



#15 - REGGIE THEUS JR.

FRESHMAN | FORWARD | 6'6" | 210 | HS

LOS ANGELES, CALIF./FAIRFAX

THEUS JR.'S SEASON HIGHS

POINTS

3, vs. Marshall (Dec. 30, 2013)

FIELD GOALS

1, twice, last vs. Marshall (Dec. 30, 2013)

FIELD GOAL ATTEMPTS

2, twice, last vs. Marshall (Dec. 30, 2013)

3-POINT FIELD GOALS

-

3-POINT FIELD GOAL ATTEMPTS

-

FREE THROWS

1, twice, vs. Texas A&M (Jan. 29, 2014)

FREE THROW ATTEMPTS

4, vs. Marshall (Dec. 30, 2013)

REBOUNDS

3, vs. Marshall (Dec. 30, 2013)

ASSISTS

1, vs. Marshall (Dec. 30, 2013)

BLOCKS

-

STEALS

1, twice, last at Georgia (Jan. 22, 2014)

MINUTES PLAYED

13, at Georgia (Jan. 22, 2014)

2013-14

Opponent	Date	GS	Min	FG-FGA	Pct	3FG-FGA	Pct	FT-FTA	Pct	Off	Def	Tot	Avg	PF	FO	A	TO	Blk	Stl	Pts	Avg
Longwood	11/9/13	2	0-0	.000	0-0	.000	0-0	.000	0	0	0	0.0	0	0	0	0	0	0	0	0	0.0
at Baylor	11/12/13	-	-	-	-	-	-	-	-	-	-	-	-	-	-	-	-	-	-	-	-
at Clemson	11/17/13	1	0-1	.000	0-0	.000	0-0	.000	0	1	1	0.5	0	0	0	0	0	0	0	0	0.0
Fla. International	11/24/13	-	-	-	-	-	-	-	-	-	-	-	-	-	-	-	-	-	-	-	-
at Oklahoma St.	12/6/13	-	-	-	-	-	-	-	-	-	-	-	-	-	-	-	-	-	-	-	-
Manhattan	12/17/13	2	0-0	.000	0-0	.000	0-0	.000	0	0	0	0.3	0	0	0	0	0	0	0	0	0.0
USC Upstate	12/19/13	-	-	-	-	-	-	-	-	-	-	-	-	-	-	-	-	-	-	-	-
vs. Saint Mary's	12/22/13	-	-	-	-	-	-	-	-	-	-	-	-	-	-	-	-	-	-	-	-
vs. Boise State	12/23/13	4	1-1	1.000	0-0	.000	0-0	.000	0	1	1	0.5	0	0	0	0	1	2	0.5	0.5	0.5
vs. Akron	12/25/13	-	-	-	-	-	-	-	-	-	-	-	-	-	-	-	-	-	-	-	-
Akron	12/28/13	4	0-2	.000	0-0	.000	0-0	.000	0	0	0	0.4	0	0	0	0	0	0	0	0	0.4
Marshall	12/30/13	4	1-2	.500	0-0	.000	1-4	.250	3	0	3	0.8	0	0	1	0	0	3	0.8	0.8	0.8
SC State	1/3/14	-	-	-	-	-	-	-	-	-	-	-	-	-	-	-	-	-	-	-	-
at Florida	1/8/14	-	-	-	-	-	-	-	-	-	-	-	-	-	-	-	-	-	-	-	-
LSU	1/11/14	-	-	-	-	-	-	-	-	-	-	-	-	-	-	-	-	-	-	-	-
at Texas A&M	1/15/14	+0	0-0	.000	0-0	.000	0-0	.000	0	0	0	0.7	1	0	0	0	0	0	0	0	0.7
Ole Miss	1/18/14	-	-	-	-	-	-	-	-	-	-	-	-	-	-	-	-	-	-	-	-
at Georgia	1/22/14	13	0-1	.000	0-0	.000	0-2	.000	0	1	1	0.8	3	0	1	0	0	0	0	0	0.6
at Missouri	1/25/14	-	-	-	-	-	-	-	-	-	-	-	-	-	-	-	-	-	-	-	-
Texas A&M	1/29/14	4	0-0	.000	0-0	.000	1-2	.500	0	0	0	0.7	1	0	0	0	0	1	0.7	0.7	0.7
at Ole Miss	2/1/14	-	-	-	-	-	-	-	-	-	-	-	-	-	-	-	-	-	-	-	-
Auburn	2/5/14	-	-	-	-	-	-	-	-	-	-	-	-	-	-	-	-	-	-	-	-
at Tennessee	2/8/14	-	-	-	-	-	-	-	-	-	-	-	-	-	-	-	-	-	-	-	-
Vanderbilt	2/12/14	-	-	-	-	-	-	-	-	-	-	-	-	-	-	-	-	-	-	-	-
Alabama	2/15/14	-	-	-	-	-	-	-	-	-	-	-	-	-	-	-	-	-	-	-	-
at Arkansas	2/19/14	-	-	-	-	-	-	-	-	-	-	-	-	-	-	-	-	-	-	-	-
Georgia	2/22/14	-	-	-	-	-	-	-	-	-	-	-	-	-	-	-	-	-	-	-	-
at Auburn	2/26/14	-	-	-	-	-	-	-	-	-	-	-	-	-	-	-	-	-	-	-	-
Kentucky	3/1/14	-	-	-	-	-	-	-	-	-	-	-	-	-	-	-	-	-	-	-	-
Florida	3/4/14	-	-	-	-	-	-	-	-	-	-	-	-	-	-	-	-	-	-	-	-
at Miss. State	3/8/14	-	-	-	-	-	-	-	-	-	-	-	-	-	-	-	-	-	-	-	-

SEASON NOTES

Saw action in exhibition contest vs. USC Aiken (Nov. 3) ... Saw action vs. Longwood (Nov. 9) ... Collected one rebound at Clemson (Nov. 17) ... Scored first points of the season on jumper vs. Boise State (Dec. 23) ... Scored three points and collected three rebounds in win vs. Marshall (Dec. 30) ... Played a season high 13 minutes at Georgia (Jan. 22), grabbing one rebound ...

CAREER STATISTICS

Season	GP-GS	Min	Avg	FG	FGA	Pct	3FG	3FGA	Pct	FT	FTA	Pct	Off	Def	Tot	Avg	PF	FO	Ast	TO	Blk	Stl	Pts	Avg
2013-14	9-0	34	3.8	2	7	.286	0	0	.000	2	8	.250	3	3	6	0.7	5	0	2	1	0	1	6	0.7

CAREER SEC STATISTICS

Season	GP-GS	Min	Avg	FG	FGA	Pct	3FG	3FGA	Pct	FT	FTA	Pct	Off	Def	Tot	Avg	PF	FO	Ast	TO	Blk	Stl	Pts	Avg
2014	3-0	17	5.7	0	1	.000	0	0	.000	1	4	.250	0	1	1	0.3	5	0	1	0	0	0	1	0.3



#0 - SINDARIUS THORNWELL

FRESHMAN | GUARD | 6'5" | 206 | HS
LANCASTER, S.C./OAK HILL ACADEMY (WILSON, VA.)

THORNWELL'S SEASON HIGHS

- POINTS**
26, at Georgia (Jan. 22, 2014)
- FIELD GOALS**
9, vs. LSU (Jan. 11, 2014)
- FIELD GOAL ATTEMPTS**
18, vs. USC Upstate (Dec. 19, 2013)
- 3-POINT FIELD GOALS**
4, vs. Ole Miss (Jan. 18, 2014)
- 3-POINT FIELD GOAL ATTEMPTS**
10, vs. USC Upstate (Dec. 19, 2013)
- FREE THROWS**
10, vs. Manhattan (Dec. 17, 2013)
- FREE THROW ATTEMPTS**
13, vs. Manhattan (Dec. 17, 2013)
- REBOUNDS**
11, vs. Ole Miss (Jan. 18, 2014)
- ASSISTS**
9, vs. Auburn (Feb. 5, 2014)
- BLOCKS**
2, 3x, last at Ole Miss (Feb. 1, 2014)
- STEALS**
4, vs. Auburn (Feb. 5, 2014)
- MINUTES PLAYED**
39, last vs. Auburn (Feb. 5, 2014)

2013-14

Opponent	Date	GS	Min	FG-FGA	Pct	3FG-FGA	Pct	FT-FTA	Pct	Off	Def	Tot	Avg	PF	FO	A	TO	Blk	Stl	Pts	Avg
Longwood	11/9/13	*	26	4-10	.400	0-3	.000	6-7	.857	1	3	4	4.0	3	0	3	2	2	1	14	14.0
at Baylor	11/12/13	*	32	6-13	.461	1-2	.500	7-10	.700	1	3	4	4.0	4	0	2	0	3	20	17.0	
at Clemson	11/17/13	*	31	3-5	.600	1-1	1.000	3-3	1.000	1	3	4	4.0	1	0	0	1	0	2	10	14.7
Fla. International	11/24/13	*	26	4-10	.400	0-1	.000	0-2	.000	1	2	3	3.8	3	0	4	1	1	0	8	13.0
at Oklahoma St.	12/6/13	*	20	2-7	.285	2-3	.667	1-2	.500	1	0	1	3.2	4	0	0	4	0	0	7	11.8
Manhattan	12/17/13	*	36	3-9	.333	1-2	.500	10-13	.769	2	3	5	3.5	0	0	3	1	1	1	17	12.7
USC Upstate	12/19/13	*	29	6-18	.333	3-10	.300	4-6	.667	2	5	7	4.0	4	0	3	5	0	1	19	13.6
vs. Saint Mary's	12/22/13	*	34	5-12	.416	0-1	.000	3-4	.750	2	3	5	4.1	1	0	3	0	0	0	13	13.5
vs. Boise State	12/23/13	*	18	0-6	.000	0-1	.000	1-2	.500	1	0	1	3.8	3	0	0	2	0	1	1	12.1
vs. Akron	12/25/13	*	29	4-11	.363	0-2	.000	4-5	.800	0	4	4	3.8	2	0	2	2	1	2	12	12.1
Akron	12/28/13	*	20	3-7	.428	2-3	.667	0-2	.000	3	0	3	3.7	3	0	2	1	1	1	8	11.7
Marshall	12/30/13	*	9	1-3	.333	0-0	.000	1-2	.500	0	1	1	3.5	3	0	1	0	0	0	3	11.0
SC State	1/3/14	*	22	1-6	.167	1-3	.333	5-6	.833	0	4	4	3.5	3	0	1	0	0	0	8	10.8
at Florida	1/8/14	*	27	3-5	.600	2-2	1.000	2-4	.500	0	4	4	3.6	3	0	1	4	0	3	10	10.7
LSU	1/11/14	*	35	9-13	.692	1-3	.333	6-9	.667	1	4	5	3.7	4	0	2	3	1	1	25	11.7
at Texas A&M	1/15/14	*	21	2-7	.290	0-1	.000	1-1	1.000	1	0	1	3.5	5	0	2	5	0	0	5	11.3
Ole Miss	1/18/14	*	37	7-16	.438	4-7	.571	6-10	.600	5	6	11	3.9	3	0	4	5	2	1	24	12.0
at Georgia	1/22/14	*	29	8-12	.667	1-1	1.000	9-12	.750	1	3	4	3.9	4	0	4	5	0	1	26	12.8
at Missouri	1/25/14	*	24	5-13	.385	1-6	.167	3-3	1.000	1	3	4	3.9	5	1	4	5	0	1	14	12.8
Texas A&M	1/29/14	*	26	5-8	.625	1-3	.333	8-8	1.000	0	4	4	4.0	3	0	3	0	1	1	19	13.2
at Ole Miss	2/1/14	*	39	7-12	.583	2-4	.500	4-4	1.000	0	5	5	4.0	3	0	6	2	0	20	13.5	
Auburn	2/5/14	*	39	3-16	.188	0-4	.000	2-2	1.000	0	3	3	4.0	3	0	9	3	1	4	8	13.2
at Tennessee	2/8/14	*	35	5-18	.278	1-6	.167	4-6	.667	2	1	3	3.9	3	0	4	4	1	4	15	13.3
Vanderbilt	2/12/14	*	36	6-14	.429	1-2	.500	6-8	.750	3	3	6	4.0	2	0	6	3	1	0	19	13.5
Alabama	2/15/14	*	36	6-11	.545	1-4	.250	9-10	.900	1	3	4	4.0	2	0	4	0	0	22	13.9	
at Arkansas	2/19/14	*	37	2-12	.167	1-2	.500	3-4	.750	0	5	5	4.0	2	0	5	6	1	1	8	13.7
Georgia	2/22/14	*	40	4-15	.267	0-2	.000	10-12	.833	2	2	4	4.0	2	0	5	3	2	1	18	13.8
at Auburn	2/26/14	*	32	2-13	.154	0-4	.000	0-3	.000	2	2	4	4.0	3	0	1	5	0	0	4	13.5
Kentucky	3/1/14																				
Florida	3/4/14																				
at Miss. State	3/8/14																				

SEASON NOTES

Marked nearly every stat column with 14 points, all in the second half, four rebounds, three assists, two blocks and one steal in college debut vs. Longwood (Nov. 9) ... Scored first 20-point game of his career at Baylor (Nov. 12), posting 20 on 6-of-13 shooting from the field and a 7-of-10 effort from the free throw line ... Also collected a team high three steals vs. the Bears ... Scored 10 points, and collected two steals in first-career game vs. archrival Clemson (Nov. 17) ... Played a season high 36 minutes vs. Manhattan (Dec. 17), scoring a team high 17 points, hitting 10-of-13 attempts from the free throw line ... Posted 19 points, hitting three 3s on 10 attempts, while dishing three assists vs. USC Upstate (Dec. 19) ... Went 2-of-2 beyond the arc as he posted 10 points go with four rebounds and a season high three steals at No. 10/11 Florida ... Posted 25 points on career best nine field goals vs. LSU (Jan. 11) as he also went 6-of-9 from the foul line to go with five rebounds and two assists ... Scored five points and had two assists at Texas A&M (Jan. 15) ... Posted a first career double-double vs. Ole Miss (Jan. 18) with 24 points and a season high 11 rebounds ... Also had season best four 3-point field goals in 37 minutes against the Rebels ... Scored a career high 26 points on 8-of-12 shooting, including nine made free throws, at Georgia (Jan. 22) ... Also tied a season high in assists with four assists against the Bulldogs ... Scored 14 points in 24 minutes at Missouri (Jan. 25) ... Also recorded four rebounds and four assists against the Tigers ... Recorded 19 points on 5-of-8 shooting, including an 8-for-8 effort from the foul line Texas A&M (Jan. 29) ... Posted 20 points, five rebounds a career high 6 assists in season best 39 minutes at Ole Miss (Feb. 1) ... Also tied a season high with two blocks versus the Rebels ... Dished a season high nine assists vs. Auburn (Feb. 5) ... Also stole had a season high four steals against the Tigers ... Scored 15 points and added four assists and four steals at Tennessee (Feb. 8) ... Scored 19 points and added six rebounds and six assists in win vs. Vanderbilt (Feb. 13) ... Scored team-high 22 points to go with four rebounds and four assists vs. Alabama (Feb. 15) ... Also went 9-of-10 from the foul line against the Crimson Tide ...

CAREER STATISTICS

Season	GP-GS	Min	Avg	FG	FGA	Pct	3FG	3FGA	Pct	FT	FTA	Pct	Off	Def	Tot	Avg	PF	FO	Ast	TO	Blk	Stl	Pts	Avg
2013-14	28-28	825	29.5	116	302	.384	27	83	.325	118	160	.738	34	79	113	4.0	81	2	82	82	18	30	377	13.5

CAREER SEC STATISTICS

Season	GP-GS	Min	Avg	FG	FGA	Pct	3FG	3FGA	Pct	FT	FTA	Pct	Off	Def	Tot	Avg	PF	FO	Ast	TO	Blk	Stl	Pts	Avg
2014	15-15	493	32.9	74	185	.400	16	51	.314	73	96	.760	19	48	67	4.5	47	2	60	61	12	18	237	15.8



AN INDIVIDUAL ...

Scored 20 or more points:	South Carolina: Brenton Williams (26), at Auburn, Feb. 26, 2014 in Auburn, Ala. Opponent: Chris Denson (22), Auburn, Feb. 26, 2014 in Auburn, Ala.
Scored 30 or more points:	South Carolina: Brenton Williams (32) at Missouri, Jan. 25, 2014 in Columbia, Mo. Opponent: Anthony Drmic (3), Boise State, Dec. 23, 2013 in Honolulu, Hawaii
Scored 35 or more points:	South Carolina: Brenton Williams (38) vs. Miss. State, March 6, 2013 in Columbia, S.C. Opponent: Joe Crawford (Kentucky), 35, March 5, 2008 in Columbia, S.C.
Scored 40 or more points:	South Carolina: N/A thru 1992-93 season Opponent: Austin Carr (Notre Dame), 43, Dec. 30, 1969 in New Orleans, La.
Collected 20 or more rebounds:	South Carolina: Emmett Hall, 23 vs. College of Charleston, Dec. 22, 1993 in Columbia, S.C. Opponent: Ekpe Udoh (Baylor), 20, Jan. 2, 2010 in Columbia, S.C.
Collected 15 or more rebounds:	South Carolina: Lakeem Jackson, 15, vs. UALR, Nov. 25, 2012 in Puerto Vallarta, Mexico Opponent: Jared Sullinger (Ohio State), 19, Dec. 18, 2010 in Columbus, Ohio
Made 12 or more field goals:	South Carolina: Devan Downey, 12 vs. Georgia, Jan. 30, 2010 in Columbia, S.C. Opponent: Johnny O'Bryant III, 13, LSU, Feb. 14, 2013 in Columbia, S.C.
Made 10 or more field goals:	South Carolina: Brenton Williams (11), at Arkansas, Feb. 19, 2014 in Fayetteville, Ark. Opponent: Elston Turner (10), Texas A&M, March 2, 2013 in College Station, Texas
Attempted 20 or more field goals:	South Carolina: Brenton Williams (20), Arkansas, Feb. 19, 2014 in Fayetteville, Ark. Opponent: Kyle Fuller (21), Vanderbilt, Feb. 13, 2014 in Columbia, S.C.
Attempted 25 or more field goals:	South Carolina: Devan Downey, 25, at Kentucky, Feb. 25, 2010 in Lexington, Ky. Opponent: Kemmy Burgess (Alaska-Anchorage), 26, Nov. 24, 2005 in Anchorage, Alaska
Dished 10 or more assists:	South Carolina: Devan Downey, 11, vs. LSU, March 13, 2008 in Atlanta, Ga. Opponent: 11, Dee Bost, Mississippi State, Feb. 29, 2012 in Columbia, S.C.
Swiped 5 or more steals:	South Carolina: Brenton Williams, 5, vs. Western Carolina, Nov. 11, 2011 in Columbia, S.C. Opponent: 5, Allen Payne, Auburn, Feb. 26, 2014 in Auburn, Ala.
Blocked 5 or more shots:	South Carolina: Damontre Harris, 5, vs. Georgia, Feb. 15, 2012 in Columbia, S.C. Opponent: Damian Jones (7), Vanderbilt, Feb. 13, 2014 in Columbia, S.C.
Made 5 or more 3-point field goals:	South Carolina: Brenton Williams (5), at Auburn, Feb. 26, 2014 in Auburn, Ala. Opponent: Kenny Gaines (5), Georgia, Feb. 22, 2014 in Columbia, S.C.
Attempted 8 or more 3-point field goals:	South Carolina: Brenton Williams (9), vs. Georgia, Feb. 22, 2014 in Columbia, S.C. Opponent: Kenny Gaines (9), Georgia, Feb. 22, 2014 in Columbia, S.C.
Made 10 or more free throws:	South Carolina: Sindarius Thornwell (10), vs. Georgia, Feb. 22, 2014 in Columbia, S.C. Opponent: Anthony Perez (10), Ole Miss, Jan. 18, 2014 in Columbia, S.C.
Attempted 15 or more free throws:	South Carolina: Mike Boynton (19) vs. Arkansas, March 11, 2004 in Atlanta, Ga. Opponent: Shawn Smith (15), Marshall (Dec. 30, 2013) in Columbia, S.C.
Played all 40 minutes of regulation:	South Carolina: Brenton Williams, vs. Auburn, Feb. 26, 2014 in Auburn, Ala. Opponent: Frank Sullivan, Auburn, Jan. 12, 2013 in Columbia, S.C.
A player hit a last-second shot (within 3 seconds) to win a game:	South Carolina: Bruce Ellington vs. Alabama, Jan. 25, 2012 in Columbia, S.C. Opponent: Brian Bryant, Mississippi State, Feb. 29, 2012 in Columbia, S.C.
A player had a double-double:	South Carolina: Michael Carrera (16 points, 11 rebounds), at Missouri, Jan. 25, 2014 in Columbia, Mo. Opponent: Marcus Thornton (12 points, 10 rebounds), Georgia, Feb. 22, 2014 in Columbia, S.C.
Two or more players had a double-double:	S. Carolina: Michael Carrera (23 points, 10 rebounds) and Lakeem Jackson (11 points, 11 rebounds) at LSU, Jan. 16, 2013 in Baton Rouge, La. Opponent: Alex Oriakhi (18 points, 11 rebounds), Earnest Ross (21 points, 10 rebounds) Missouri, Jan. 22, 2013 in Columbia, Mo.
A player had a triple-double:	South Carolina: Sam Muldrow (16 points, 14 rebounds, 10 blocks) vs. Vanderbilt, Jan. 8, 2011 in Columbia, S.C. *** Only second triple-double in South Carolina history (Chuck Eidson (25 points, 10 rebounds, 10 assists) vs. SC State, Nov. 29, 2002 in Columbia, S.C. Opponent: Daniel Hackett (Southern California - 22 points, 10 rebounds, 10 assists), Nov. 17, 2007 in Columbia, S.C.
Scored 30 or more points in back-to-back games:	South Carolina: Devan Downey, 30 vs. Kentucky, Jan. 26, 2010 in Columbia, S.C. 33 vs. Georgia, Jan. 30, 2010, in Columbia, S.C.
Scored 25 or more points in back-to-back games:	South Carolina: Devan Downey, 33 vs. Georgia, Jan. 30, 2010, in Columbia, S.C. 26 at Tennessee, Feb. 6, 2010 in Knoxville, Tenn.

A TEAM...

Scored 100 or more points:	South Carolina: 103 vs. The Citadel, Nov. 12, 2007 in Columbia, S.C. Opponent: 107, Vanderbilt, Feb. 17, 1996 in Nashville, Tenn.
Scored 50 points or less:	South Carolina: 36, vs. Florida, Jan. 30, 2013 in Gainesville, Fla. Opponent: 44, Longwood, Nov. 9, 2013 in Columbia, S.C.
Scored 50 points in a half:	South Carolina: 57 (1st half; Dec. 7, 2012) vs. Jacksonville, Dec. 7, 2012 in Columbia, S.C. Opponent: 52 (2nd half; Jan. 22, 2014) Georgia in Athens, Ga.
Failed to score 25 points in a half:	South Carolina: 22 (2nd half), vs. Georgia, Feb. 22, 2014 in Columbia, S.C. Opponent: 19 (1st half), Alabama, Feb. 15, 2014 in Columbia, S.C.

Collected 50 or more rebounds:	South Carolina: 50, vs. Longwood, Nov. 9, 2013 in Columbia, S.C. Opponent: 52, WKU, Nov. 27, 2010 in Bowling Green, Ky.
Shot 60% or better from the field:	South Carolina: 60.8% (31-51) at Western Carolina, Nov. 18, 2005 in Cullowhee, N.C. Opponent: 69.6% (32-46) Missouri, Feb. 28, 2013 in Columbia, S.C.
Shot 50% or better from the field:	South Carolina: 52.2% (24-46), vs. Texas A&M, Jan. 29, 2014 in Columbia, S.C. Opponent: 52.1% (25-48) Auburn, Feb. 26, 2014 in Auburn, Ala.
Shot less than 30% from the field:	South Carolina: 26.3% (15-57), vs. Georgia, Feb. 22, 2014 in Columbia, S.C. Opponent: 22.8% (13-57), Longwood, Nov. 9, 2013 in Columbia, S.C.
Shot 50% or better from 3-point range (at least 10 attempts):	South Carolina: 57.1% (8-14), at Georgia, Jan. 22, 2014 in Athens, Ga. Opponent 50.0% (8-16), Georgia, Feb. 22, 2014 in Columbia, S.C.
Shot 20% or less from 3-point range (at least 10 attempts):	South Carolina: 10.0% (1-10), at Clemson, Nov. 17, 2013 in Clemson, S.C. Opponent: 20.0% (3-15), Vanderbilt, Feb. 13, 2014 in Columbia, S.C.
Dished 20 or more assists:	South Carolina: 20, vs. Akron, Dec. 28, 2013, in Columbia, S.C. Opponent: 21, Georgia, Jan. 22, 2014 in Athens, Ga.
Made 35 or more shots:	South Carolina: 35 vs. Elon, Nov. 19, 2010 in Columbia, S.C. Opponent: 35, vs. Tennessee, March 5, 2009 in Columbia, S.C.
Attempted 80 or more shots:	South Carolina: 83 vs. WKU Nov. 27, 2010 in Bowling Green, Ky. Opponent: 83, LSU, Feb. 10, 1996 in Columbia, S.C.
Attempted 70 or more shots:	South Carolina: 72, vs. Providence, Dec. 1, 2011 in Columbia, S.C. Opponent: 79, WKU, Nov. 27, 2010 in Bowling Green, Ky.
Made 10 or more 3-pointers:	South Carolina: 10 at Missouri, Jan. 25, 2014 in Columbia, Mo. Opponent: 10, Georgia, Jan. 22, 2014 in Athens, Ga.
Did not make a 3-pointer:	South Carolina: 0, vs. Milwaukee, Nov. 11, 2012 in Columbia, S.C. Opponent: 0, Miss. State, Jan. 9, 2013 in Starkville, Miss.
Attempted 30 or more 3-pointers:	South Carolina: 31 vs. Alabama, Jan. 25, 2012 in Columbia, S.C. Opponent: 33, Milwaukee, Nov. 11, 2012 in Columbia, S.C.
Attempted 25 or more 3-pointers:	South Carolina: 27 vs. Rider, Nov. 19, 2012 in Columbia, S.C. Opponent: 27, Missouri, Jan. 22, 2013 in Columbia, Mo..
Made 30 or more free throws:	South Carolina: 32 vs. Vanderbilt, Jan. 28, 2009 in Columbia Opponent: 33, Georgia, Jan. 22, 2014 in Athens, Ga.
Attempted 40 or more free throws:	South Carolina: 44 vs. Georgia Southern, Nov. 16, 2009 in Columbia, S.C. Opponent: 50, Georgia, Jan. 22, 2014 in Athens, Ga.
Swiped 15 or more steals:	South Carolina: 15 vs. Vanderbilt, Jan. 16, 2010 in Columbia, S.C. Opponent: 17, Indiana, Nov. 8, 1998 in Indianapolis, Ind.
Blocked 12 or more shots:	South Carolina: 12, vs. Vanderbilt, Jan. 8, 2011 in Columbia, S.C. Opponent: 12, Clemson, Nov. 17, 2013 in Clemson, S.C.
Blocked 8 or more shots:	South Carolina: 8, vs. Longwood, Nov. 9, 2013 in Columbia, S.C. Opponent: 8, Vanderbilt, Feb. 13, 2014 in Columbia, S.C.
Won by 30 or more points:	South Carolina: 38, vs. Longwood, Nov. 9, 2013 in Columbia, S.C. Opponent: 39, Florida, Jan. 30, 2013 in Gainesville, Fla.
Won by 20 or more points:	South Carolina: 28, vs. Texas A&M, Jan. 29, 2014 in Columbia, S.C. Opponent: 26, Boise State, Dec. 23, 2013 in Honolulu, Hawaii
Played a single overtime game:	Win: 82-73 at LSU, Jan. 16, 2013 in Baton Rouge, La. Loss: 62-54 at Georgia, Feb. 23, 2013 in Athens, Ga.
Played a double overtime game:	Win: 87-85 vs. WKU, Nov. 27, 2010 in Bowling Green, Ky. Loss: 98-88 vs. Louisville, Feb. 20, 1988 in Columbia, S.C.
South Carolina played a No. 1 Team in the country:	Win: 68-62 vs. Kentucky, Jan. 26, 2010 in Columbia, S.C. Loss: 86-52 loss vs. No. 1/1 Kentucky, Feb. 4, 2012 in Columbia, S.C.
South Carolina played a top-5 opponent:	Win: 68-62 vs. No. 1/1 Kentucky, Jan. 26, 2010 in Columbia, S.C. Loss: 75-36 loss to No. 4/4 Florida, Jan. 30, 2013 in Gainesville, Fla.
South Carolina played a top-10 opponent:	Win: 68-62 vs. No. 1/1 Kentucky, Jan. 26, 2010 in Columbia, S.C. Loss: 74-58 at No. 10/11 Florida, Jan. 8, 2014 in Gainesville, Fla.
South Carolina played a top-25 opponent:	Win: 83-75 (OT) win over No. 22/24 Vanderbilt, Jan. 8, 2011 in Columbia, S.C. Loss: 79-52 at No. 9/11 Oklahoma State, Dec. 6, 2013 in Stillwater, Okla.
South Carolina defeated a ranked opponent:	Home: 83-75 vs. No. 22/24 Vanderbilt, Jan. 8, 2011 in Columbia, S.C. <u>Away: 77-73 at No. 13/19 Vanderbilt, March 6, 2010 in Nashville, Tenn.</u> SEC Home: 83-75 vs. No. 22/24 Vanderbilt, Jan. 8, 2011 in Columbia, S.C. SEC Away: 77-73 at No. 13/19 Vanderbilt, March 6, 2010 in Nashville, Tenn. Non-conference away: 85-84 at No. 19/20 Baylor, Jan. 2, 2009 in Waco, Texas
A South Carolina win opened the season:	Home: 82-44, vs. Longwood, Nov. 9, 2013 in Columbia, S.C. Away: 81-63 win at Western Carolina, Nov. 12, 2005 in Cullowhee, N.C. Neutral: 74-61 win vs. Chaminade, Nov. 19, 2001 in Maui, Hawaii (Maui Invite)
South Carolina opened SEC play:	Home: 83-75 win vs. No. 22/24 Vanderbilt, Jan. 8, 2011 in Columbia, S.C. Away: 74-58 loss at No. 10/11 Florida, Jan. 8, 2014 in Gainesville, Fla.



South Carolina Basketball
 South Carolina Combined Team Statistics (as of Feb 27, 2014)
 All games

RECORD:	OVERALL	HOME	AWAY	NEUTRAL
ALL GAMES	10-18	8-6	0-11	2-1
CONFERENCE	3-12	3-4	0-8	0-0
NON-CONFERENCE	7-6	5-2	0-3	2-1

#	Player	gp-gs	min	avg	Total		3-Point		F-Throw		Rebounds				pf	dq	a	to	blk	stl	pts	avg
					fg-fga	fg%	3fg-fga	3fg%	ft-fa	ft%	off	def	tot	avg								
01	WILLIAMS, Brenton	28-19	799	28.5	124-283	.438	77-177	.435	87-91	.956	11	43	54	1.9	35	0	35	31	0	27	412	14.7
00	THORNWELL, Sindari	28-28	825	29.5	116-302	.384	27-83	.325	118-160	.738	34	79	113	4.0	81	2	82	82	18	30	377	13.5
04	JOHNSON, Tyrone	16-9	430	26.9	52-133	.391	8-19	.421	67-89	.753	10	37	47	2.9	25	0	55	30	1	10	179	11.2
10	NOTICE, Duane	28-22	688	24.6	70-173	.405	12-41	.293	59-86	.686	23	53	76	2.7	60	2	80	76	3	15	211	7.5
24	CARRERA, Michael	27-14	539	20.0	58-143	.406	5-22	.227	53-82	.646	67	88	155	5.7	69	1	14	31	28	23	174	6.4
23	ELLINGTON, Bruce	3-2	69	23.0	6-21	.286	3-13	.231	2-2	1.000	2	2	4	1.3	8	0	5	4	2	3	17	5.7
25	KACINAS, Mindaugas	28-21	638	22.8	52-97	.536	0-1	.000	41-63	.651	62	73	135	4.8	88	4	8	50	19	27	145	5.2
21	HENRY, Demetrius	28-23	520	18.6	57-135	.422	0-0	.000	8-35	.229	49	50	99	3.5	95	6	10	24	19	15	122	4.4
14	CHATKEVICIUS, L.	27-1	315	11.7	51-83	.614	0-1	.000	11-21	.524	27	67	94	3.5	65	2	9	27	15	12	113	4.2
05	SHAW, Jaylen	25-0	253	10.1	24-56	.429	15-35	.429	20-23	.870	1	12	13	0.5	31	0	29	17	1	6	83	3.3
32	RINGER, Desmond	23-1	262	11.4	18-43	.419	0-0	.000	22-34	.647	21	29	50	2.2	52	0	6	16	4	1	58	2.5
35	STEELE, Brian	16-0	147	9.2	13-36	.361	8-23	.348	2-4	.500	5	11	16	1.0	23	1	9	3	0	4	36	2.3
15	THEUS JR., Reggie	9-0	34	3.8	2-7	.286	0-0	.000	2-8	.250	3	3	6	0.7	5	0	2	1	0	1	6	0.7
20	MCKIE, Justin	15-0	75	5.0	3-17	.176	1-8	.125	2-4	.500	4	12	16	1.1	7	0	5	4	0	2	9	0.6
12	CONSTABLE, Austin	3-0	6	2.0	0-2	.000	0-1	.000	0-0	.000	0	0	0	0.0	1	0	0	0	0	1	0	0.0
Team											56	46	102		1		8					
Total.....		28	5600		646-1531	.422	156-424	.368	494-702	.704	375	605	980	35.0	646	18	349	404	110	177	1942	69.4
Opponents.....		28	5600		633-1430	.443	165-502	.329	560-822	.681	306	595	901	32.2	592	-	358	381	137	210	1991	71.1

TEAM STATISTICS	SC	OPP	Date	Opponent	Score	Att.
SCORING	1942	1991	11/9/13	LONGWOOD	w 82-44	8536
Points per game	69.4	71.1	\$ 11/12/13	at Baylor	L 64-66	5706
Scoring margin	-1.7	-	11/17/13	at Clemson	L 57-71	7283
FIELD GOALS-ATT	646-1531	633-1430	11/24/13	FIU	w 84-72	9869
Field goal pct	.422	.443	# 12-06-13	at Oklahoma State	L 52-79	13611
3 POINT FG-ATT	156-424	165-502	12/17/13	MANHATTAN	L 68-86	7573
3-point FG pct	.368	.329	12/19/13	USC UPSTATE	L 68-74	7531
3-pt FG made per game	5.6	5.9	% 12/22/13	vs Saint Mary's	w 78-71	8093
FREE THROWS-ATT	494-702	560-822	% 12/23/13	vs Boise State	L 54-80	6438
Free throw pct	.704	.681	% 12/25/13	vs Akron	w 69-59	6769
F-Throws made per game	17.6	20.0	12/28/13	AKRON	w 78-45	7802
REBOUNDS	980	901	12/30/13	MARSHALL	w 92-65	7935
Rebounds per game	35.0	32.2	1/3/14	SC STATE	w 82-75	7357
Rebounding margin	+2.8	-	* 1/8/14	at Florida	L 58-74	12147
ASSISTS	349	358	* 1/11/14	LSU	L 68-71	12071
Assists per game	12.5	12.8	* 01/15/14	at Texas A&M	L 67-75	9257
TURNOVERS	404	381	* 1/18/14	OLE MISS	L 74-75	14302
Turnovers per game	14.4	13.6	* 01/22/14	at Georgia	L 76-97	5366
Turnover margin	-0.8	-	* 01/25/14	at Missouri	L 74-82	12033
Assist/turnover ratio	0.9	0.9	* 1/29/14	TEXAS A&M	w 80-52	9950
STEALS	177	210	* 2/1/14	at Ole Miss	L 71-75	6977
Steals per game	6.3	7.5	* 2/5/14	AUBURN	L 74-79	8581
BLOCKS	110	137	* 02/08/14	at Tennessee	L 53-72	17215
Blocks per game	3.9	4.9	* 2/13/14	VANDERBILT	w 65-59	9829
ATTENDANCE	133093	130346	* 2/15/14	ALABAMA	w 67-66	8186
Home games-Avg/Game	14-9507	11-9913	* 02/19/14	at Arkansas	L 64-71	15017
Neutral site-Avg/Game	-	3-7100	* 2/22/14	GEORGIA	L 56-73	13571
			* 02/26/14	at Auburn	L 67-83	4434

Score by Periods	1st	2nd	Totals
South Carolina	890	1052	1942
Opponents	948	1043	1991

* = Conference game
 % - Hawaiian Airlines Diamond Head Classic (Honolulu, Hawaii)
 # - Big 12/SEC Challenge (Stillwater, Okla.)
 \$ - ESPN College Hoops Marathon (Waco, Texas)



South Carolina Basketball
 South Carolina Combined Team Statistics (as of Feb 27, 2014)
 Conference games

RECORD:	OVERALL	HOME	AWAY	NEUTRAL
ALL GAMES	3-12	3-4	0-8	0-0
CONFERENCE	3-12	3-4	0-8	0-0
NON-CONFERENCE	0-0	0-0	0-0	0-0

##	Player	gp-gs	min	avg	Total		3-Point		F-Throw		Rebounds				pf	dq	a	to	blk	stl	pts	avg
					fg-fga	fg%	3fg-fga	3fg%	ft-fa	ft%	off	def	tot	avg								
01	WILLIAMS, Brenton	15-15	512	34.1	79-181	.436	52-117	.444	57-61	.934	8	23	31	2.1	20	0	15	21	0	19	267	17.8
00	THORNWELL, Sindari	15-15	493	32.9	74-185	.400	16-51	.314	73-96	.760	19	48	67	4.5	47	2	60	61	12	18	237	15.8
04	JOHNSON, Tyrone	3-0	68	22.7	7-26	.269	1-3	.333	12-15	.800	5	9	14	4.7	5	0	7	7	0	1	27	9.0
10	NOTICE, Duane	15-14	422	28.1	40-105	.381	5-21	.238	39-58	.672	14	29	43	2.9	37	1	42	49	1	8	124	8.3
24	CARRERA, Michael	15-11	326	21.7	29-77	.377	2-8	.250	28-47	.596	45	58	103	6.9	42	1	7	15	15	15	88	5.9
14	CHATKEVICIUS, L.	15-1	190	12.7	30-47	.638	0-1	.000	8-15	.533	13	40	53	3.5	44	2	6	21	9	9	68	4.5
25	KACINAS, Mindaugas	15-8	306	20.4	23-43	.535	0-0	.000	21-30	.700	29	30	59	3.9	47	2	2	22	12	17	67	4.5
35	STEELE, Brian	10-0	111	11.1	12-31	.387	7-20	.350	2-4	.500	4	11	15	1.5	16	0	8	1	0	4	33	3.3
05	SHAW, Jaylen	13-0	143	11.0	11-31	.355	7-20	.350	11-12	.917	1	6	7	0.5	22	0	12	11	0	5	40	3.1
32	RINGER, Desmond	10-1	129	12.9	7-15	.467	0-0	.000	13-16	.813	9	15	24	2.4	22	0	3	8	1	0	27	2.7
21	HENRY, Demetrius	15-10	228	15.2	13-43	.302	0-0	.000	4-17	.235	20	12	32	2.1	46	1	6	11	8	8	30	2.0
20	MCKIE, Justin	8-0	53	6.6	2-11	.182	1-5	.200	0-0	.000	1	9	10	1.3	6	0	5	4	0	1	5	0.6
15	THEUS JR., Reggie	3-0	17	5.7	0-1	.000	0-0	.000	1-4	.250	0	1	1	0.3	5	0	1	0	0	0	1	0.3
12	CONSTABLE, Austin	1-0	2	2.0	0-0	.000	0-0	.000	0-0	.000	0	0	0	0.0	0	0	0	0	0	0	0	0.0
Team																						
Total.....		15	3000		327-796	.411	91-246	.370	269-375	.717	195	311	506	33.7	360	9	174	233	58	105	1014	67.6
Opponents.....		15	3000		352-748	.471	96-269	.357	304-455	.668	155	324	479	31.9	308	-	203	205	71	123	1104	73.6

TEAM STATISTICS	SC	OPP	Date	Opponent	Score	Att.
SCORING	1014	1104	* 1/8/14	at Florida	L 58-74	12147
Points per game	67.6	73.6	* 1/11/14	LSU	L 68-71	12071
Scoring margin	-6.0	-	* 01/15/14	at Texas A&M	L 67-75	9257
FIELD GOALS-ATT	327-796	352-748	* 1/18/14	OLE MISS	L 74-75	14302
Field goal pct	.411	.471	* 01/22/14	at Georgia	L 76-97	5366
3 POINT FG-ATT	91-246	96-269	* 01/25/14	at Missouri	L 74-82	12033
3-point FG pct	.370	.357	* 1/29/14	TEXAS A&M	w 80-52	9950
3-pt FG made per game	6.1	6.4	* 2/1/14	at Ole Miss	L 71-75	6977
FREE THROWS-ATT	269-375	304-455	* 2/5/14	AUBURN	L 74-79	8581
Free throw pct	.717	.668	* 02/08/14	at Tennessee	L 53-72	17215
F-Throws made per game	17.9	20.3	* 2/13/14	VANDERBILT	w 65-59	9829
REBOUNDS	506	479	* 2/15/14	ALABAMA	w 67-66	8186
Rebounds per game	33.7	31.9	* 02/19/14	at Arkansas	L 64-71	15017
Rebounding margin	+1.8	-	* 2/22/14	GEORGIA	L 56-73	13571
ASSISTS	174	203	* 02/26/14	at Auburn	L 67-83	4434
Assists per game	11.6	13.5				
TURNOVERS	233	205				
Turnovers per game	15.5	13.7				
Turnover margin	-1.9	-				
Assist/turnover ratio	0.7	1.0				
STEALS	105	123				
Steals per game	7.0	8.2				
BLOCKS	58	71				
Blocks per game	3.9	4.7				
ATTENDANCE	76490	82446				
Home games-Avg/Game	7-10927	8-10306				
Neutral site-Avg/Game	-	0-0				

* = Conference game
 % - Hawaiian Airlines Diamond Head Classic (Honolulu, Hawaii)
 # - Big 12/SEC Challenge (Stillwater, Okla.)
 \$ - ESPN College Hoops Marathon (Waco, Texas)

Score by Periods	1st	2nd	Totals
South Carolina	467	547	1014
Opponents	512	592	1104



South Carolina Basketball
 South Carolina Team Game-by-Game Comparison (as of Feb 27, 2014)
 All games

Opponent	1st	2nd	Score	Mar	Total FG	FG Pct	3-Pointers	3FG Pct	Free Throws	FT Pct	Rebounds	Assist	T/Over	Block	Steal	Fouls
LONGWOOD	37/15	45/29	82-44	+38	28-57/13-57	.491/.228	6-20/4-22	.300/.182	20-24/14-22	.833/.636	50/27 +23	13/7	15/13	8/0	5/9	18/19
Baylor	39/38	25/28	64-66	(2)	18-50/19-50	.360/.380	3-8/6-17	.375/.353	25-36/22-41	.694/.537	35/46 (11)	14/12	8/15	4/6	9/4	29/26
Clemson	26/35	31/36	57-71	(14)	23-65/21-48	.354/.438	1-10/5-14	.100/.357	10-18/24-26	.556/.923	41/33 +8	7/14	13/12	2/12	6/8	21/20
FIU	39/42	45/30	84-72	+12	30-59/24-50	.508/.480	8-19/6-16	.421/.375	16-21/18-21	.762/.857	31/27 +4	19/13	13/16	3/3	5/9	15/18
Oklahoma State	15/39	37/40	52-79	(27)	16-45/25-56	.356/.446	6-11/5-22	.545/.227	14-22/24-32	.636/.750	36/32 +4	10/13	24/7	4/4	3/10	26/17
MANHATTAN	34/45	34/41	68-86	(18)	22-52/23-49	.423/.469	2-7/6-13	.286/.462	22-38/34-39	.579/.872	27/33 (6)	15/13	16/16	3/9	3/11	23/30
USC UPSTATE	37/33	31/41	68-74	(6)	23-69/24-56	.333/.429	8-29/6-21	.276/.286	14-20/20-35	.700/.571	45/45 -	15/17	12/14	5/5	9/8	24/17
Saint Mary's	33/27	45/44	78-71	+7	28-48/22-54	.583/.407	4-7/7-19	.571/.368	18-29/20-25	.621/.800	32/27 +5	12/11	11/11	3/2	6/3	24/20
Boise State	28/43	26/37	54-80	(26)	19-51/29-54	.373/.537	4-16/9-22	.250/.409	12-18/13-19	.667/.684	30/28 +2	6/16	18/9	4/3	3/7	18/22
Akron	25/31	44/28	69-59	+10	25-60/22-58	.417/.379	2-9/5-17	.222/.294	17-21/10-19	.810/.526	38/35 +3	12/10	10/16	3/8	6/5	21/19
AKRON	30/24	48/21	78-45	+33	28-63/13-40	.444/.325	8-15/4-16	.533/.250	14-19/15-23	.737/.652	34/27 +7	20/6	7/21	5/3	6/4	19/23
MARSHALL	36/31	56/34	92-65	+27	34-66/17-45	.515/.378	6-12/1-14	.500/.071	18-26/30-47	.692/.638	44/27 +17	19/9	11/16	4/6	7/2	32/26
SC STATE	44/33	38/42	82-75	+7	25-50/29-65	.500/.446	7-15/5-20	.467/.250	25-35/12-18	.714/.667	31/35 (4)	13/14	13/10	4/5	4/7	16/27
Florida	21/34	37/40	58-74	(16)	18-41/26-45	.439/.578	5-10/5-19	.500/.263	17-26/17-24	.654/.708	28/25 +3	9/16	21/15	0/4	7/10	20/19
LSU	30/32	38/39	68-71	(3)	20-48/22-56	.417/.393	4-11/5-18	.364/.278	24-34/22-35	.706/.629	32/42 (10)	10/13	19/19	4/4	9/14	28/24
Texas A&M	39/38	28/37	67-75	(8)	23-49/22-40	.469/.550	5-18/7-16	.278/.438	16-22/24-41	.727/.585	33/25 +8	15/14	17/11	2/3	9/6	31/20
OLE MISS	37/27	37/48	74-75	(1)	22-60/21-49	.367/.429	6-21/5-21	.286/.238	24-36/28-37	.667/.757	40/31 +9	15/9	21/20	5/10	9/12	29/27
Georgia	34/45	42/52	76-97	(21)	22-48/27-49	.458/.551	8-14/10-18	.571/.556	24-36/33-50	.667/.660	27/39 (12)	8/21	15/14	4/2	9/6	33/26
Missouri	22/38	52/44	74-82	(8)	23-59/26-48	.390/.542	10-26/8-17	.385/.471	18-22/22-33	.818/.667	32/33 (1)	12/18	11/11	2/3	5/2	29/17
TEXAS A&M	41/21	39/31	80-52	+28	24-46/16-45	.522/.356	6-15/4-16	.400/.250	26-32/16-29	.813/.552	33/25 +8	11/11	15/18	7/2	11/10	19/23
Ole Miss	40/35	31/40	71-75	(4)	23-49/26-59	.469/.441	7-15/6-19	.467/.316	18-27/17-24	.667/.708	38/28 +10	13/13	18/9	6/5	3/6	21/21
AUBURN	35/38	39/41	74-79	(5)	27-61/29-55	.443/.527	7-17/5-16	.412/.313	13-22/16-20	.591/.800	31/32 (1)	17/16	12/14	3/3	5/8	17/20
Tennessee	22/45	31/27	53-72	(19)	20-56/28-53	.357/.528	3-14/7-16	.214/.438	10-13/9-16	.769/.563	31/36 (5)	8/15	14/13	4/5	9/10	17/14
VANDERBILT	28/27	37/32	65-59	+6	24-64/21-48	.375/.438	4-13/3-15	.308/.200	13-21/14-23	.619/.609	45/31 +14	11/9	11/12	6/8	8/5	22/18
ALABAMA	28/19	39/47	67-66	+1	23-47/18-43	.489/.419	5-13/7-15	.385/.467	16-20/23-31	.800/.742	27/25 +2	13/11	13/10	5/5	4/7	23/20
Arkansas	29/40	35/31	64-71	(7)	22-59/22-58	.373/.379	8-19/8-25	.421/.320	12-15/19-28	.800/.679	35/42 (7)	11/14	19/17	2/7	6/13	20/14
GEORGIA	34/34	22/39	56-73	(17)	15-57/23-52	.263/.442	7-20/8-16	.350/.500	19-24/19-29	.792/.655	38/40 (2)	8/9	7/11	6/7	8/3	21/22
Auburn	27/39	40/44	67-83	(16)	21-52/25-48	.404/.521	6-20/8-22	.300/.364	19-25/25-35	.760/.714	36/25 +11	13/14	20/11	2/3	3/11	30/23

Note: Game totals are displayed in the format TEAM/OPPONENT for each category



South Carolina Basketball
South Carolina Category Leaders (as of Feb 27, 2014)
All games

Points	G	Pts	Pts/G
WILLIAMS, Brenton	28	412	14.7
THORNWELL, Sindarius	28	377	13.5
NOTICE, Duane	28	211	7.5
JOHNSON, Tyrone	16	179	11.2
CARRERA, Michael	27	174	6.4
KACINAS, Mindaugas	28	145	5.2
HENRY, Demetrius	28	122	4.4
CHATKEVICIUS, L.	27	113	4.2
SHAW, Jaylen	25	83	3.3
RINGER, Desmond	23	58	2.5
STEELE, Brian	16	36	2.3
ELLINGTON, Bruce	3	17	5.7

Scoring Average	G	Pts	Avg/G
WILLIAMS, Brenton	28	412	14.7
THORNWELL, Sindarius	28	377	13.5
JOHNSON, Tyrone	16	179	11.2
NOTICE, Duane	28	211	7.5
CARRERA, Michael	27	174	6.4
ELLINGTON, Bruce	3	17	5.7
KACINAS, Mindaugas	28	145	5.2
HENRY, Demetrius	28	122	4.4
CHATKEVICIUS, L.	27	113	4.2
SHAW, Jaylen	25	83	3.3
RINGER, Desmond	23	58	2.5
STEELE, Brian	16	36	2.3

FG Percentage	FG	Att	Pct
CHATKEVICIUS, L.	51	83	.614
KACINAS, Mindaugas	52	97	.536
WILLIAMS, Brenton	124	283	.438
SHAW, Jaylen	24	56	.429
HENRY, Demetrius	57	135	.422
RINGER, Desmond	18	43	.419
CARRERA, Michael	58	143	.406
NOTICE, Duane	70	173	.405
JOHNSON, Tyrone	52	133	.391
THORNWELL, Sindarius	116	302	.384
STEELE, Brian	13	36	.361
ELLINGTON, Bruce	6	21	.286
THEUS JR., Reggie	2	7	.286

Field Goal Attempts	G	Att	Att/G
THORNWELL, Sindarius	28	302	10.8
WILLIAMS, Brenton	28	283	10.1
NOTICE, Duane	28	173	6.2
CARRERA, Michael	27	143	5.3
HENRY, Demetrius	28	135	4.8

Field Goals Made	G	Made	Made/G
WILLIAMS, Brenton	28	124	4.4
THORNWELL, Sindarius	28	116	4.1
NOTICE, Duane	28	70	2.5
CARRERA, Michael	27	58	2.1
HENRY, Demetrius	28	57	2.0

3-Point Percentage	3FG	Att	Pct
WILLIAMS, Brenton	77	177	.435
SHAW, Jaylen	15	35	.429
JOHNSON, Tyrone	8	19	.421
STEELE, Brian	8	23	.348
THORNWELL, Sindarius	27	83	.325
NOTICE, Duane	12	41	.293
ELLINGTON, Bruce	3	13	.231
CARRERA, Michael	5	22	.227
MCKIE, Justin	1	8	.125
CHATKEVICIUS, L.	0	1	.000
CONSTABLE, Austin	0	1	.000
KACINAS, Mindaugas	0	1	.000

3-Point FG Attempts	G	Att	Att/G
WILLIAMS, Brenton	28	177	6.3
THORNWELL, Sindarius	28	83	3.0
NOTICE, Duane	28	41	1.5
SHAW, Jaylen	25	35	1.4
STEELE, Brian	16	23	1.4

3-Point FG Made	G	Made	Made/G
WILLIAMS, Brenton	28	77	2.8
THORNWELL, Sindarius	28	27	1.0
SHAW, Jaylen	25	15	0.6
NOTICE, Duane	28	12	0.4
JOHNSON, Tyrone	16	8	0.5
STEELE, Brian	16	8	0.5

Free Throw Percent	FG	Att	Pct
ELLINGTON, Bruce	2	2	1.000
WILLIAMS, Brenton	87	91	.956
SHAW, Jaylen	20	23	.870
JOHNSON, Tyrone	67	89	.753
THORNWELL, Sindarius	118	160	.738
NOTICE, Duane	59	86	.686
KACINAS, Mindaugas	41	63	.651
RINGER, Desmond	22	34	.647
CARRERA, Michael	53	82	.646
CHATKEVICIUS, L.	11	21	.524
STEELE, Brian	2	4	.500
MCKIE, Justin	2	4	.500

Free Throw Attempts	G	Att	Att/G
THORNWELL, Sindarius	28	160	5.7
WILLIAMS, Brenton	28	91	3.3
JOHNSON, Tyrone	16	89	5.6
NOTICE, Duane	28	86	3.1
CARRERA, Michael	27	82	3.0

Free Throws Made	G	Made	Made/G
THORNWELL, Sindarius	28	118	4.2
WILLIAMS, Brenton	28	87	3.1
JOHNSON, Tyrone	16	67	4.2
NOTICE, Duane	28	59	2.1
CARRERA, Michael	27	53	2.0



South Carolina Basketball
South Carolina Category Leaders (as of Feb 27, 2014)
All games

Rebounds	G	Reb	Reb/G
CARRERA, Michael	27	155	5.7
KACINAS, Mindaugas	28	135	4.8
THORNWELL, Sindarius	28	113	4.0
HENRY, Demetrius	28	99	3.5
CHATKEVICIUS, L.	27	94	3.5

Rebound Average	G	Reb	Avg/G
CARRERA, Michael	27	155	5.7
KACINAS, Mindaugas	28	135	4.8
THORNWELL, Sindarius	28	113	4.0
HENRY, Demetrius	28	99	3.5
CHATKEVICIUS, L.	27	94	3.5

Offensive Rebounds	G	No.	Avg/G
CARRERA, Michael	27	67	2.5
KACINAS, Mindaugas	28	62	2.2
HENRY, Demetrius	28	49	1.8
THORNWELL, Sindarius	28	34	1.2
CHATKEVICIUS, L.	27	27	1.0

Defensive Rebounds	G	No.	Avg/G
CARRERA, Michael	27	88	3.3
THORNWELL, Sindarius	28	79	2.8
KACINAS, Mindaugas	28	73	2.6
CHATKEVICIUS, L.	27	67	2.5
NOTICE, Duane	28	53	1.9

Fouls	G	No.	Per/G
HENRY, Demetrius	28	95	3.4
KACINAS, Mindaugas	28	88	3.1
THORNWELL, Sindarius	28	81	2.9
CARRERA, Michael	27	69	2.6
CHATKEVICIUS, L.	27	65	2.4

Foulsouts	G	No.
HENRY, Demetrius	28	6
KACINAS, Mindaugas	28	4
CHATKEVICIUS, L.	27	2
THORNWELL, Sindarius	28	2
NOTICE, Duane	28	2

Assists	G	No.	Ast/G
THORNWELL, Sindarius	28	82	2.9
NOTICE, Duane	28	80	2.9
JOHNSON, Tyrone	16	55	3.4
WILLIAMS, Brenton	28	35	1.3
SHAW, Jaylen	25	29	1.2

Steals	G	No.	Stl/G
THORNWELL, Sindarius	28	30	1.1
WILLIAMS, Brenton	28	27	1.0
KACINAS, Mindaugas	28	27	1.0
CARRERA, Michael	27	23	0.9
NOTICE, Duane	28	15	0.5
HENRY, Demetrius	28	15	0.5

Blocked Shots	G	No.	Blk/G
CARRERA, Michael	27	28	1.0
KACINAS, Mindaugas	28	19	0.7
HENRY, Demetrius	28	19	0.7
THORNWELL, Sindarius	28	18	0.6
CHATKEVICIUS, L.	27	15	0.6

Minutes	G	No.	Min/G
THORNWELL, Sindarius	28	825	29.5
WILLIAMS, Brenton	28	799	28.5
NOTICE, Duane	28	688	24.6
KACINAS, Mindaugas	28	638	22.8
CARRERA, Michael	27	539	20.0

Turnovers	G	No.	TO/G
THORNWELL, Sindarius	28	82	2.9
NOTICE, Duane	28	76	2.7
KACINAS, Mindaugas	28	50	1.8
CARRERA, Michael	27	31	1.1
WILLIAMS, Brenton	28	31	1.1



South Carolina Basketball
South Carolina Team High/Low Analysis (as of Feb 27, 2014)
All games

South Carolina - TEAM GAME HIGHS

POINTS	92	MARSHALL (12/30/13)
	84	FIU (11/24/13)
	82	SC STATE (1/3/14)
	82	LONGWOOD (11/9/13)
	80	TEXAS A&M (1/29/14)
FIELD GOALS MADE	34	MARSHALL (12/30/13)
	30	FIU (11/24/13)
FIELD GOAL ATTEMPTS	69	USC UPSTATE (12/19/13)
	66	MARSHALL (12/30/13)
FIELD GOAL PERCENTAGE	.583 (28-48)	vs Saint Mary's (12/22/13)
	.522 (24-46)	TEXAS A&M (1/29/14)
3 PT FIELD GOALS MADE	10	at Missouri (01/25/14)
	8	at Arkansas (02/19/14)
	8	at Georgia (01/22/14)
	8	AKRON (12/28/13)
	8	USC UPSTATE (12/19/13)
	8	FIU (11/24/13)
3 PT FG ATTEMPTS	29	USC UPSTATE (12/19/13)
	26	at Missouri (01/25/14)
3 PT FG PERCENTAGE	.571 (8-14)	at Georgia (01/22/14)
	.571 (4-7)	vs Saint Mary's (12/22/13)
FREE THROWS MADE	26	TEXAS A&M (1/29/14)
	25	SC STATE (1/3/14)
	25	at Baylor (11/12/13)
FREE THROW ATTEMPTS	38	MANHATTAN (12/17/13)
	36	at Georgia (01/22/14)
	36	OLE MISS (1/18/14)
	36	at Baylor (11/12/13)
FREE THROW PERCENTAGE	.833 (20-24)	LONGWOOD (11/9/13)
	.818 (18-22)	at Missouri (01/25/14)
REBOUNDS	50	LONGWOOD (11/9/13)
	45	VANDERBILT (2/13/14)
	45	USC UPSTATE (12/19/13)
ASSISTS	20	AKRON (12/28/13)
	19	MARSHALL (12/30/13)
	19	FIU (11/24/13)
STEALS	11	TEXAS A&M (1/29/14)
	9	at Tennessee (02/08/14)
	9	at Georgia (01/22/14)
	9	OLE MISS (1/18/14)
	9	at Texas A&M (01/15/14)
	9	LSU (1/11/14)
	9	USC UPSTATE (12/19/13)
	9	at Baylor (11/12/13)
BLOCKED SHOTS	8	LONGWOOD (11/9/13)
	7	TEXAS A&M (1/29/14)
TURNOVERS	24	at Oklahoma State (12-06-13)
	21	OLE MISS (1/18/14)
	21	at Florida (1/8/14)
FOULS	33	at Georgia (01/22/14)
	32	MARSHALL (12/30/13)



South Carolina Basketball
 South Carolina High/Low Analysis (as of Feb 27, 2014)
 All games

Opponent - GAME HIGHS

POINTS	97		at Georgia (01/22/14)
	86		MANHATTAN (12/17/13)
	83		at Auburn (02/26/14)
	82		at Missouri (01/25/14)
	80		vs Boise State (12/23/13)
FIELD GOALS MADE	29		AUBURN (2/5/14)
	29		SC STATE (1/3/14)
	29		vs Boise State (12/23/13)
FIELD GOAL ATTEMPTS	65		SC STATE (1/3/14)
	59		at Ole Miss (2/1/14)
FIELD GOAL PERCENTAGE	.578	(26-45)	at Florida (1/8/14)
	.551	(27-49)	at Georgia (01/22/14)
3 PT FIELD GOALS MADE	10		at Georgia (01/22/14)
	9		vs Boise State (12/23/13)
3 PT FG ATTEMPTS	25		at Arkansas (02/19/14)
	22		at Auburn (02/26/14)
	22		vs Boise State (12/23/13)
	22		at Oklahoma State (12-06-13)
	22		LONGWOOD (11/9/13)
3 PT FG PERCENTAGE	.556	(10-18)	at Georgia (01/22/14)
	.500	(8-16)	GEORGIA (2/22/14)
FREE THROWS MADE	34		MANHATTAN (12/17/13)
	33		at Georgia (01/22/14)
FREE THROW ATTEMPTS	50		at Georgia (01/22/14)
	47		MARSHALL (12/30/13)
FREE THROW PERCENTAGE	.923	(24-26)	at Clemson (11/17/13)
	.872	(34-39)	MANHATTAN (12/17/13)
REBOUNDS	46		at Baylor (11/12/13)
	45		USC UPSTATE (12/19/13)
ASSISTS	21		at Georgia (01/22/14)
	18		at Missouri (01/25/14)
STEALS	14		LSU (1/11/14)
	13		at Arkansas (02/19/14)
BLOCKED SHOTS	12		at Clemson (11/17/13)
	10		OLE MISS (1/18/14)
TURNOVERS	21		AKRON (12/28/13)
	20		OLE MISS (1/18/14)
FOULS	30		MANHATTAN (12/17/13)
	27		OLE MISS (1/18/14)
	27		SC STATE (1/3/14)



South Carolina Basketball
 South Carolina High/Low Analysis (as of Feb 27, 2014)
 All games

South Carolina - GAME LOWS

POINTS	52	at Oklahoma State (12-06-13)
	53	at Tennessee (02/08/14)
	54	vs Boise State (12/23/13)
	56	GEORGIA (2/22/14)
	57	at Clemson (11/17/13)
FIELD GOALS MADE	15	GEORGIA (2/22/14)
	16	at Oklahoma State (12-06-13)
FIELD GOAL ATTEMPTS	41	at Florida (1/8/14)
	45	at Oklahoma State (12-06-13)
FIELD GOAL PERCENTAGE	.263 (15-57)	GEORGIA (2/22/14)
	.333 (23-69)	USC UPSTATE (12/19/13)
3 PT FIELD GOALS MADE	1	at Clemson (11/17/13)
	2	MANHATTAN (12/17/13)
	2	vs Akron (12/25/13)
3 PT FG ATTEMPTS	7	MANHATTAN (12/17/13)
	7	vs Saint Mary's (12/22/13)
3 PT FG PERCENTAGE	.100 (1-10)	at Clemson (11/17/13)
	.214 (3-14)	at Tennessee (02/08/14)
FREE THROWS MADE	10	at Clemson (11/17/13)
	10	at Tennessee (02/08/14)
FREE THROW ATTEMPTS	13	at Tennessee (02/08/14)
	15	at Arkansas (02/19/14)
FREE THROW PERCENTAGE	.556 (10-18)	at Clemson (11/17/13)
	.579 (22-38)	MANHATTAN (12/17/13)
REBOUNDS	27	MANHATTAN (12/17/13)
	27	at Georgia (01/22/14)
	27	ALABAMA (2/15/14)
ASSISTS	6	vs Boise State (12/23/13)
	7	at Clemson (11/17/13)
STEALS	3	at Oklahoma State (12-06-13)
	3	MANHATTAN (12/17/13)
	3	vs Boise State (12/23/13)
	3	at Ole Miss (2/1/14)
	3	at Auburn (02/26/14)
BLOCKED SHOTS	0	at Florida (1/8/14)
	2	at Clemson (11/17/13)
	2	at Texas A&M (01/15/14)
	2	at Missouri (01/25/14)
	2	at Arkansas (02/19/14)
	2	at Auburn (02/26/14)
TURNOVERS	7	AKRON (12/28/13)
	7	GEORGIA (2/22/14)
FOULS	15	FIU (11/24/13)
	16	SC STATE (1/3/14)



South Carolina Basketball
South Carolina High/Low Analysis (as of Feb 27, 2014)
All games

Opponent - GAME LOWS

POINTS	44	LONGWOOD (11/9/13)
	45	AKRON (12/28/13)
	52	TEXAS A&M (1/29/14)
	59	vs Akron (12/25/13)
	59	VANDERBILT (2/13/14)
FIELD GOALS MADE	13	LONGWOOD (11/9/13)
	13	AKRON (12/28/13)
FIELD GOAL ATTEMPTS	40	AKRON (12/28/13)
	40	at Texas A&M (01/15/14)
FIELD GOAL PERCENTAGE	.228 (13-57)	LONGWOOD (11/9/13)
	.325 (13-40)	AKRON (12/28/13)
3 PT FIELD GOALS MADE	1	MARSHALL (12/30/13)
	3	VANDERBILT (2/13/14)
3 PT FG ATTEMPTS	13	MANHATTAN (12/17/13)
	14	at Clemson (11/17/13)
	14	MARSHALL (12/30/13)
3 PT FG PERCENTAGE	.071 (1-14)	MARSHALL (12/30/13)
	.182 (4-22)	LONGWOOD (11/9/13)
FREE THROWS MADE	9	at Tennessee (02/08/14)
	10	vs Akron (12/25/13)
FREE THROW ATTEMPTS	16	at Tennessee (02/08/14)
	18	SC STATE (1/3/14)
FREE THROW PERCENTAGE	.526 (10-19)	vs Akron (12/25/13)
	.537 (22-41)	at Baylor (11/12/13)
REBOUNDS	25	at Florida (1/8/14)
	25	at Texas A&M (01/15/14)
	25	TEXAS A&M (1/29/14)
	25	ALABAMA (2/15/14)
	25	at Auburn (02/26/14)
ASSISTS	6	AKRON (12/28/13)
	7	LONGWOOD (11/9/13)
STEALS	2	MARSHALL (12/30/13)
	2	at Missouri (01/25/14)
BLOCKED SHOTS	0	LONGWOOD (11/9/13)
	2	vs Saint Mary's (12/22/13)
	2	at Georgia (01/22/14)
	2	TEXAS A&M (1/29/14)
TURNOVERS	7	at Oklahoma State (12-06-13)
	9	vs Boise State (12/23/13)
	9	at Ole Miss (2/1/14)
FOULS	14	at Tennessee (02/08/14)
	14	at Arkansas (02/19/14)



South Carolina Basketball
 South Carolina Player High/Low Analysis (as of Feb 27, 2014)
 All games

South Carolina - I N D I V I D U A L G A M E H I G H S

Points	32		WILLIAMS, Brenton at Missouri (01/25/14)
	29		WILLIAMS, Brenton at Arkansas (02/19/14)
	29		WILLIAMS, Brenton vs Auburn (2/5/14)
	26		WILLIAMS, Brenton at Auburn (02/26/14)
	26		THORNWELL, Sindarius at Georgia (01/22/14)
Field Goals Made	11		WILLIAMS, Brenton at Arkansas (02/19/14)
	10		WILLIAMS, Brenton vs Auburn (2/5/14)
Field Goal Att.	20		WILLIAMS, Brenton at Arkansas (02/19/14)
	18		THORNWELL, Sindarius at Tennessee (02/08/14)
	18		THORNWELL, Sindarius vs USC Upstate (12/19/13)
FG Pct (min 5 made)	.857	(6-7)	CHATKEVICIUS, L. vs Ole Miss (1/18/14)
	.857	(6-7)	WILLIAMS, Brenton vs SC State (1/3/14)
	.857	(6-7)	HENRY, Demetrius vs Marshall (12/30/13)
3-Point FG Made	7		WILLIAMS, Brenton at Missouri (01/25/14)
	6		WILLIAMS, Brenton at Arkansas (02/19/14)
	6		WILLIAMS, Brenton vs Auburn (2/5/14)
	6		WILLIAMS, Brenton vs Akron (12/28/13)
3-Point FG Att.	14		WILLIAMS, Brenton at Missouri (01/25/14)
	13		WILLIAMS, Brenton at Arkansas (02/19/14)
3-Pt FG Pct (min 2 made)	1.000	(2-2)	SHAW, Jaylen vs Alabama (2/15/14)
	1.000	(2-2)	THORNWELL, Sindarius at Florida (1/8/14)
	1.000	(2-2)	JOHNSON, Tyrone vs SC State (1/3/14)
	1.000	(2-2)	JOHNSON, Tyrone vs Marshall (12/30/13)
Free Throws Made	10		THORNWELL, Sindarius vs Georgia (2/22/14)
	10		THORNWELL, Sindarius vs Manhattan (12/17/13)
Free Throw Att.	13		THORNWELL, Sindarius vs Manhattan (12/17/13)
	12		THORNWELL, Sindarius vs Georgia (2/22/14)
	12		THORNWELL, Sindarius at Georgia (01/22/14)
FT Pct (min 3 made)	1.000	(9-9)	WILLIAMS, Brenton at Missouri (01/25/14)
	1.000	(9-9)	WILLIAMS, Brenton vs Ole Miss (1/18/14)
	1.000	(8-8)	THORNWELL, Sindarius vs Texas A&M (1/29/14)
	1.000	(6-6)	KACINAS, Mindaugas at Auburn (02/26/14)
	1.000	(6-6)	WILLIAMS, Brenton at Ole Miss (2/1/14)
	1.000	(6-6)	NOTICE, Duane vs Texas A&M (1/29/14)
	1.000	(6-6)	SHAW, Jaylen at Georgia (01/22/14)
	1.000	(6-6)	WILLIAMS, Brenton at Texas A&M (01/15/14)
	1.000	(6-6)	JOHNSON, Tyrone vs Akron (12/25/13)
	1.000	(6-6)	WILLIAMS, Brenton vs FIU (11/24/13)
	1.000	(6-6)	CARRERA, Michael at Baylor (11/12/13)
	1.000	(5-5)	WILLIAMS, Brenton vs SC State (1/3/14)
	1.000	(5-5)	KACINAS, Mindaugas vs Akron (12/28/13)
	1.000	(4-4)	CARRERA, Michael vs Alabama (2/15/14)
	1.000	(4-4)	THORNWELL, Sindarius at Ole Miss (2/1/14)
	1.000	(4-4)	SHAW, Jaylen vs Marshall (12/30/13)
	1.000	(4-4)	WILLIAMS, Brenton vs Akron (12/25/13)
	1.000	(4-4)	WILLIAMS, Brenton vs Boise State (12/23/13)
	1.000	(4-4)	CARRERA, Michael vs Manhattan (12/17/13)
	1.000	(4-4)	WILLIAMS, Brenton at Baylor (11/12/13)
	1.000	(3-3)	WILLIAMS, Brenton at Tennessee (02/08/14)
	1.000	(3-3)	WILLIAMS, Brenton vs Auburn (2/5/14)
	1.000	(3-3)	THORNWELL, Sindarius at Missouri (01/25/14)
	1.000	(3-3)	RINGER, Desmond at Florida (1/8/14)
	1.000	(3-3)	THORNWELL, Sindarius at Clemson (11/17/13)

Rebounds	14	KACINAS, Mindaugas vs Longwood (11/9/13)
	13	CARRERA, Michael at Auburn (02/26/14)
Assists	9	THORNWELL, Sindarius vs Auburn (2/5/14)
	8	NOTICE, Duane vs SC State (1/3/14)
	8	JOHNSON, Tyrone at Baylor (11/12/13)
Steals	4	THORNWELL, Sindarius at Tennessee (02/08/14)
	4	THORNWELL, Sindarius vs Auburn (2/5/14)
	4	CARRERA, Michael at Texas A&M (01/15/14)
Blocked Shots	4	CARRERA, Michael vs Alabama (2/15/14)
	4	CARRERA, Michael vs Marshall (12/30/13)
Turnovers	8	NOTICE, Duane at Ole Miss (2/1/14)
	6	THORNWELL, Sindarius at Arkansas (02/19/14)
	6	THORNWELL, Sindarius at Ole Miss (2/1/14)
	6	NOTICE, Duane vs SC State (1/3/14)
	6	CARRERA, Michael at Oklahoma State (12-06-13)
Fouls	5	CARRERA, Michael at Auburn (02/26/14)
	5	CHATKEVICIUS, L. vs Georgia (2/22/14)
	5	NOTICE, Duane vs Alabama (2/15/14)
	5	KACINAS, Mindaugas vs Vanderbilt (2/13/14)
	5	HENRY, Demetrius at Tennessee (02/08/14)
	5	THORNWELL, Sindarius at Missouri (01/25/14)
	5	KACINAS, Mindaugas at Georgia (01/22/14)
	5	CHATKEVICIUS, L. at Georgia (01/22/14)
	5	THORNWELL, Sindarius at Texas A&M (01/15/14)
	5	HENRY, Demetrius vs Marshall (12/30/13)
	5	STEELE, Brian vs Marshall (12/30/13)
	5	HENRY, Demetrius vs Saint Mary's (12/22/13)
	5	HENRY, Demetrius vs USC Upstate (12/19/13)
	5	KACINAS, Mindaugas vs Manhattan (12/17/13)
	5	HENRY, Demetrius at Oklahoma State (12-06-13)
5	HENRY, Demetrius at Clemson (11/17/13)	
5	KACINAS, Mindaugas at Baylor (11/12/13)	
5	NOTICE, Duane vs Longwood (11/9/13)	



South Carolina Basketball
 South Carolina Opponent High/Low Analysis (as of Feb 27, 2014)
 All games

OPPONENT INDIVIDUAL GAME HIGHS

Points	30		DRMIC,Anthony vs Boise State (12/23/13)
	27		Gaines, Kenny vs Georgia (2/22/14)
	27		Releford, Trevor vs Alabama (2/15/14)
	26		Beamon, George vs Manhattan (12/17/13)
	25		Denson, Chris vs Auburn (2/5/14)
	25		Harrell, KT vs Auburn (2/5/14)
Field Goals Made	10		DRMIC,Anthony vs Boise State (12/23/13)
	9		Gaines, Kenny vs Georgia (2/22/14)
	9		Harrell, KT vs Auburn (2/5/14)
	9		MURPHY, Tymell vs FIU (11/24/13)
Field Goal Att.	21		FULLER, Kyle vs Vanderbilt (2/13/14)
	20		CAREY, Tristan vs Longwood (11/9/13)
FG Pct (min 5 made)	1.000	(6-6)	Djurisic, Nemanja at Georgia (01/22/14)
	1.000	(5-5)	Prather, Casey at Florida (1/8/14)
3-Point FG Made	6		McRae, Jordan at Tennessee (02/08/14)
	5		Gaines, Kenny vs Georgia (2/22/14)
	5		Heslip, Brady at Baylor (11/12/13)
3-Point FG Att.	12		Henderson, Marshall vs Ole Miss (1/18/14)
	10		GREENE, Ty vs USC Upstate (12/19/13)
	10		Heslip, Brady at Baylor (11/12/13)
	10		CAREY, Tristan vs Longwood (11/9/13)
3-Pt FG Pct (min 2 made)	1.000	(3-3)	Shamsid-Deen, Tahj at Auburn (02/26/14)
	1.000	(3-3)	Djurisic, Nemanja at Georgia (01/22/14)
	1.000	(2-2)	Randolph, Levi vs Alabama (2/15/14)
	1.000	(2-2)	Shawn Smith at Texas A&M (01/15/14)
	1.000	(2-2)	PALMER,Daryll vs SC State (1/3/14)
	1.000	(2-2)	Alvarado, Michael vs Manhattan (12/17/13)
	1.000	(2-2)	FILER, Adonis at Clemson (11/17/13)
Free Throws Made	11		SMITH, Shawn vs Marshall (12/30/13)
	10		Perez, Anthony vs Ole Miss (1/18/14)
	10		Alvarado, Michael vs Manhattan (12/17/13)
Free Throw Att.	15		SMITH, Shawn vs Marshall (12/30/13)
	13		Summers, Jarvis vs Ole Miss (1/18/14)
FT Pct (min 3 made)	1.000	(8-8)	ROPER, Jordan at Clemson (11/17/13)
	1.000	(7-7)	Beamon, George vs Manhattan (12/17/13)
	1.000	(6-6)	Harrell, KT at Auburn (02/26/14)
	1.000	(6-6)	Harrell, KT vs Auburn (2/5/14)
	1.000	(6-6)	Gaines, Kenny at Georgia (01/22/14)
	1.000	(6-6)	Kates, Donovan vs Manhattan (12/17/13)
	1.000	(6-6)	BUCKLES, Rakeem vs FIU (11/24/13)
	1.000	(6-6)	McDANIELS, K.J. at Clemson (11/17/13)
	1.000	(5-5)	Henderson,Marshall at Ole Miss (2/1/14)
	1.000	(4-4)	HARRIS, Alandise at Arkansas (02/19/14)
	1.000	(4-4)	Mann, Charles at Georgia (01/22/14)
	1.000	(4-4)	Wilbekin, Scottie at Florida (1/8/14)
	1.000	(4-4)	LEVESQUE, Beau vs Saint Mary's (12/22/13)
	1.000	(4-4)	FRINK, Jerome vs FIU (11/24/13)
	1.000	(3-3)	Thornton, Marcus vs Georgia (2/22/14)
	1.000	(3-3)	Jones,Aaron at Ole Miss (2/1/14)
	1.000	(3-3)	ROSS, Earnest at Missouri (01/25/14)
	1.000	(3-3)	Smart, Marcus at Oklahoma State (12-06-13)
	1.000	(3-3)	PORCHER JIMENEZ, M. vs FIU (11/24/13)
Rebounds	14		GLENN, Ricardo vs USC Upstate (12/19/13)

	12	CLARKE, Coty at Arkansas (02/19/14)
	12	Prince, Taurean at Baylor (11/12/13)
Assists	8	Summers, Jarvis at Ole Miss (2/1/14)
	7	Alex Caruso at Texas A&M (01/15/14)
Steals	5	Payne, Allen at Auburn (02/26/14)
	5	MARTIN, Jarell vs LSU (1/11/14)
Blocked Shots	7	JONES, Damian vs Vanderbilt (2/13/14)
	7	McDANIELS, K.J. at Clemson (11/17/13)
Turnovers	11	CANTY, Kareem vs Marshall (12/30/13)
	7	DIGGS, Quincy vs Akron (12/28/13)
Fouls	5	Perez, Anthony at Ole Miss (2/1/14)
	5	Mann, Charles at Georgia (01/22/14)
	5	Saiz, Sebastian vs Ole Miss (1/18/14)
	5	Cox, Demarco vs Ole Miss (1/18/14)
	5	Jones, Aaron vs Ole Miss (1/18/14)
	5	TAYLOR, Ryan vs Marshall (12/30/13)
	5	THOMAS, Chris vs Marshall (12/30/13)
	5	Pankey, Ashton vs Manhattan (12/17/13)