

Media Relations: Diana Koval
 Office: 803.777.7977
 Cell: 314.369.6050
 Email: dkoval@mailbox.sc.edu
 Website: www.GamecocksOnline.com
 Twitter: @GamecocksOnline or @GamecockWBB
 Facebook: www.Facebook.com/GamecocksOnline

WOMEN'S BASKETBALL

SOUTH CAROLINA

Game 14
 Jan. 3, 2013
 9 p.m.
 Columbia, S.C.
 Colonial Life Arena (18,000)

2012-13 Schedule

Fri., Nov. 9	Elon	Columbia, S.C.	W, 77-44
Mon., Nov. 12	at Louisiana Tech	Ruston, La.	W, 82-58
Thu., Nov. 15	Savannah State (SPSO)	Columbia, S.C.	W, 78-47
Sun., Nov. 18	Clemson (SPSO)	Columbia, S.C.	W, 64-43
<i>U.S. Virgin Islands Paradise Jam</i>			
Thu., Nov. 22	vs. Hampton	St. Thomas	W, 45-34
Fri., Nov. 23	vs. Florida Gulf Coast	St. Thomas	W, 65-46
Sat., Nov. 24	vs. DePaul	St. Thomas	W, 55-46
Wed., Nov. 28	Drexel	Columbia, S.C.	W, 58-55 (OT)
Sun., Dec. 2	at Seton Hall	South Orange, N.J.	W, 55-42
Sun., Dec. 9	Furman (SPSO)	Columbia, S.C.	W, 69-35
Wed., Dec. 19	#1/1 Stanford (FSN)	Columbia, S.C.	L, 53-49
Fri., Dec. 21	South Carolina State	Columbia, S.C.	W, 65-45
Sat., Dec. 29	Western Carolina	Columbia, S.C.	W, 66-44
Thu., Jan. 3	#12/13 Tennessee* (SPSO)	Columbia, S.C.	9 p.m.
Sun., Jan. 6	at Mississippi State*	Starkville, Miss.	3 p.m.
Thu., Jan. 10	Vanderbilt*	Columbia, S.C.	7 p.m.
Sun., Jan. 13	at Georgia* (CSS)	Athens, Ga.	1 p.m.
Thu., Jan. 17	LSU*	Columbia, S.C.	7 p.m.
Sun., Jan. 20	at Florida* (FSF)	Gainesville, Fla.	1 p.m.
Thu., Jan. 24	Kentucky* (SPSO)	Columbia, S.C.	7 p.m.
Sun., Jan. 27	at Arkansas*	Fayetteville, Ark.	3 p.m.
Sun., Feb. 3	Auburn*	Columbia, S.C.	3 p.m.
Thu., Feb. 7	at Alabama*	Tuscaloosa, Ala.	7:30 p.m.
Sun., Feb. 10	Texas A&M*	Columbia, S.C.	3:30 p.m.
Thu., Feb. 14	at Kentucky*	Lexington, Ky.	7 p.m.
Sun., Feb. 17	at Mississippi* (SECN)	Oxford, Miss.	2 p.m.
Sun., Feb. 24	Mississippi State*	Columbia, S.C.	3 p.m.
Thu., Feb. 28	at Missouri*	Columbia, Mo.	8 p.m.
Sun., Mar. 3	Florida* (SPSO)	Columbia, S.C.	1 p.m.
<i>SEC Tournament</i>			
Wed. Mar. 6	First Round	Duluth, Ga.	TBA
Thu., Mar. 7	Second Round	Duluth, Ga.	TBA
Fri., Mar. 8	Quarterfinals	Duluth, Ga.	TBA
Sat., Mar. 9	Semifinals	Duluth, Ga.	TBA
Sun., Mar. 10	Final	Duluth, Ga.	TBA

* indicates SEC game

All Times Listed as Eastern

Television outlet listed in parentheses – SPSO is SportSouth; FSN is SportSouth, Fox Sports Southwest and Sun Sports; SECN is SEC Network; CSS is Charter Sports Southeast; FSF is Fox Sports Florida.



Uniform Patch

The Gamecocks continue to wear the patch added to their uniforms last season to honor teammate Shelbretta Ball, who was medically disqualified from playing in Fall 2011. The team wanted Brett and everyone watching to know that she will always be an integral part of them and whatever they achieve this season.

Additionally, senior guard Ieasia Walker changed her jersey number this season to honor her teammate who was slated to wear that number prior to being medically disqualified.

		South Carolina (12-1, 0-0 SEC)	
AP 18		Coaches 15	
Head Coach: Dawn Staley Record at Carolina: 79-59 (5th season) Career Record: 251-139 (13th season) Career vs. UT: 1-8		Tennessee (9-3, 0-0 SEC) Head Coach: Holly Warlick Record at Tennessee: 9-3 (1st season) Career Record: 9-3 (1st season) Career vs. SC: 0-0	
		AP 12	

Game Information

UT Series: UT leads 43-2

In Columbia: UT leads 18-1

In Knoxville: UT leads 20-1

Neutral Site: UT leads 4-0

Tickets: \$7 adult, \$4 youth (17 & under)

TV: SportSouth (Dave Baker, play-by-play; Debbie Antonelli, analyst); ESPN3 (except SEC areas)

Radio: WISW 1320 AM (Brad Muller); GamecocksOnline.com

Live Stats: GamecocksOnline.com










South Carolina Notables

- This is the Gamecocks' 39th season as a varsity sport, the fifth with head coach Dawn Staley at the helm.
- The Gamecock defense has held 10 of its 13 opponents to less than 50 points to rank third in the country in scoring defense, allowing just 45.5 points per game. The Gamecocks allowed then-#1/1 Stanford (Dec. 21) to score just 53 points after the Cardinal entered the game averaging 78.6 per contest.
- Senior guard Ieasia Walker swiped five steals against Western Carolina (Dec. 29) to become just the 13th Gamecock to amass at least 200 in her career. The three-year starter is also on track to reach the 1,000-point plateau this season, needing just 55 points to reach the mark.
- Since last season's win over Tennessee in Knoxville earned it a national ranking, South Carolina has appeared in at least one of the two national polls in nine of the 14 poll weeks.

Tale of the Tape

Tennessee	SC
9-3	Overall Record..... 12-1
0-0	Conference Record 0-0
6-1	Home Record 7-1
3-2	Away Record 2-0
0-0	Neutral Record 3-0
79.2	Points Per Game 63.7
61.2	Opp. Points Per Game..... 45.5
.435	Field Goal %age..... .404
.369	Opp. Field Goal %age..... .329
.318	3-Pt. Field Goal %age263
.268	Opp. 3-Pt. Field Goal %age..... .273
.732	Free Throw %age..... .527
14.3	FTs Made Per Game 12.6
14.9	Assists Per Game 10.6
+4.0	Turnover Margin +3.6
45.9	Rebounds Per Game 43.6
+7.1	Rebounding Margin..... +13.3
11.3	Steals Per Game..... 9.8
4.3	Blocked Shots Per Game 3.7

2012-13 South Carolina Media Roster

2		<p>Leasia Walker 5-8 • Senior • Guard Amityville, N.Y. (Copiague) <i>eye-EE-shuh Walker</i></p> <p>PPG 8.5 RPG 2.9 APG 2.9 FG% .336 FT% .629</p>	<p>LAST GAME: 9 pts, 4 assts, 5 stls in 28 min NOTABLE: Is fifth in SEC in minutes (30.8) and eighth in steals (2.5) ... Became 13th Gamecock to collect 200 career steals with 5 vs. WCU ... Averaging 5.0 steals over last four games ... Scored in double digits five times ... Changed jersey number to recognize teammate Shelbretta Ball.</p>	<p>Career Highs PTS: 30 vs. Clemson, 11/18/10 REB: 11 at Ole Miss, 3/3/11 AST: 8 at LA Tech, 11/12/12 STL: 6, 2x, vs. SC St., 12/21/12 BLK: 2, 6x, vs. SC St., 12/21/12 MIN: 43, 2x, vs. Drexel, 11/28/12</p>
5		<p>Khadijah Sessions 5-8 • Freshman • Guard Myrtle Beach, S.C. (Myrtle Beach) <i>kuh-DEE-zhub Sessions</i></p> <p>PPG 4.7 RPG 1.1 APG 1.2 FG% .400 FT% .600</p>	<p>LAST GAME: 7 pts, 2 assts in 23 min NOTABLE: Tied career high with eight points against SC State, hitting 6-of-8 FTs ... Highest scoring Gamecock off the bench ... Rated No. 7 points guard and No. 40 player overall in 2012 class by ESPN Hoopgurlz ... Dynamic playmaker.</p>	<p>Career Highs PTS: 8, 2x, vs. SC St., 12/21/12 REB: 3 vs. Savannah St., 11/15/12 AST: 4 vs. Savannah St., 11/15/12 STL: 3 vs. Savannah St., 11/15/12 BLK: 1, 2x, vs. WCU, 12/29/12 MIN: 23 vs. Furman, 12/9/12</p>
12		<p>Wilka Montout 6-3 • Junior • Center Cayenne, French Guiana (NE Okla. A&M) <i>WIL-kuh mawn-TOO</i></p> <p>PPG 4.1 RPG 2.1 APG 0.4 FG% .303 FT% .667</p>	<p>LAST GAME: 6 pts, 2 rebs in 19 min NOTABLE: Hit four FGs and blocked two shots against Furman ... Grabbed five of six boards at Savannah State on offensive end ... Third-Team JUCO All-American in 2011-12 ... Multi-faceted post who can stretch defenses with mid-range and outside shooting.</p>	<p>Career Highs PTS: 12 at LA Tech, 11/12/12 REB: 6 vs. Savannah St., 11/15/12 AST: 2 vs. Elon, 11/9/12 STL: 1, 3x, vs. Hampton, 11/22/12 BLK: 2 vs. Furman, 12/9/12 MIN: 24 vs. Sav. St., 11/15/12</p>
20		<p>Sancheon White 5-10 • Senior • Guard Hammon, Ind. (Central Arizona College) <i>SAN-chee-awn White</i></p> <p>PPG 5.8 RPG 3.7 APG 1.0 FG% .361 FT% .750</p>	<p>LAST GAME: 7 pts, 2 assts, 2 rebs in 23 min NOTABLE: Two double-figure scoring games ... Hit a pull-up jumper to give team lead with 2:33 to play against #1/1 Stanford ... Solid lockdown defender with expanding offensive and rebounding skills.</p>	<p>Career Highs PTS: 11 vs. FGCU, 11/23/12 REB: 13 at Auburn, 1/19/12 AST: 3, 2x, vs. Presby., 11/27/11 STL: 3, 3x, vs. Furman, 12/9/12 BLK: 4 vs. Drexel, 11/28/12 MIN: 40 vs. Drexel, 11/28/11</p>
21		<p>Ashley Bruner 6-0 • Senior • Forward Norman, Okla. (Norman) <i>Ashley BREW-ner</i></p> <p>PPG 9.2 RPG 7.2 APG 1.5 FG% .433 FT% .267</p>	<p>LAST GAME: 4 pts, 5 rebs, 2 assts in 29 min NOTABLE: Has led team in points, rebounds or both in eight games ... Posted six double-digit scoring games ... Ranks 10th in SEC in rpg and seventh in offensive rpg (3.5) ... Snagged 500th career rebound at Seton Hall ... Is fourth among current SEC players with 523 career rebounds.</p>	<p>Career Highs PTS: 18 vs. Savannah St., 12/5/10 REB: 18 vs. Penn St., 11/20/11 AST: 4, 2x, vs. SC St., 12/21/12 STL: 5 at Seton Hall, 12/2/12 BLK: 4, 2x, vs. Sav. St., 12/5/10 MIN: 37 vs. DePaul, 11/24/12</p>
24		<p>Aleighsa Welch 6-0 • Sophomore • Forward Goose Creek, S.C. (Goose Creek) <i>uh-LEE-sub Welch</i></p> <p>PPG 12.3 RPG 9.2 APG 0.6 FG% .682 FT% .683</p>	<p>LAST GAME: 8 pts, 6 rebs, 2 assts in 18 min NOTABLE: Tied for SEC lead with six double-doubles ... Is SEC's top offensive rebounder (4.8 Orpp) and second in total rpg ... Leads team in scoring ... Team high scorer four times, high rebounder five times ... Has nine 10+ point games and seven 10+ rebound outings.</p>	<p>Career Highs PTS: 19 vs. Vanderbilt, 1/15/12 REB: 15 vs. Drexel, 11/28/12 AST: 2, 3x, vs. WCU, 12/29/12 STL: 3, 2x, vs. Elon, 11/9/12 BLK: 4 at NC State, 12/4/11 MIN: 42 vs. Drexel, 11/28/12</p>
25		<p>Tiffany Mitchell 5-9 • Freshman • Guard Charlotte, N.C. (Providence Day)</p> <p>PPG 11.3 RPG 6.2 APG 1.5 FG% .451 FT% .482</p>	<p>LAST GAME: 12 pts in 23 min NOTABLE: Ranks 17th in SEC in rebounding ... Led team in scoring five times, rebounding three times ... Scored in double figures eight times ... Notched team's first 20-point game of season against SC State (21 pts/11 rebs).</p>	<p>Career Highs PTS: 21 vs. SC St., 12/21/12 REB: 11, 3x, vs. SC St., 12/21/12 AST: 4 vs. Sav. St., 11/15/12 STL: 5 vs. Furman, 12/9/12 BLK: 1 vs. Stanford, 12/19/12 MIN: 34 vs. Stanford, 12/19/12</p>
31		<p>Asia Dozier 5-10 • Freshman • Guard Columbia, S.C. (Spring Valley) <i>Asia DOE-zhur</i></p> <p>PPG 3.6 RPG 2.7 APG 1.1 FG% .200 FT% .438</p>	<p>LAST GAME: 5 pts, 2 rebs in 17 min NOTABLE: Buried 2nd-half 3 to pull within two points of #1/1 Stanford ... Gatorade South Carolina Player of the Year and SC Miss Basketball ... Father, Perry, and uncle Terry both played basketball at South Carolina.</p>	<p>Career Highs PTS: 11 vs. Sav. St., 11/15/12 REB: 10 vs. Elon, 11/9/12 AST: 5 at LA Tech, 11/12/12 STL: 2 at LA Tech, 11/12/12 BLK: 1, 3x, vs. WCU, 12/29/12 MIN: 26 vs. Elon, 11/9/12</p>
33		<p>Elem Ibiam 6-3 • Sophomore • Center Fayetteville, Ga. (Fayette County) <i>ELL-um IB-ee-um</i></p> <p>PPG 3.9 RPG 4.4 APG 0.2 FG% .395 FT% .450</p>	<p>LAST GAME: 8 pts, 9 rebs, 5 blks in 25 min NOTABLE: Tied career high with five blocks vs. WCU, tying for third in Colonial Life Arena history ... Hit 4-of-8 from field vs. Catamounts ... Has been working hard on post presence and awareness of defenses.</p>	<p>Career Highs PTS: 11 vs. SC St., 12/21/12 REB: 11 vs. Elon, 11/9/12 AST: 2 vs. E. Mich., 3/17/12 STL: 1, 5x, vs. WCU, 12/29/12 BLK: 5, 2x, vs. WCU, 12/29/12 MIN: 25 vs. WCU, 12/29/12</p>

Starter

Reserve

Quick Facts

The University

Location: Columbia, S.C.
Founded: 1801
Enrollment: 30,721
Colors: Garnet (PMS 202C) and Black
Nickname: Gamecocks
Conference: Southeastern
President: Dr. Harris Pastides
Athletics Director: Ray Tanner
Facility: Colonial Life Arena (18,000)

Coaching Staff

Head Coach: Dawn Staley
Alma Mater: Virginia, 1992
Overall Record: 251-139 (13th season)
School Record: 79-59 (5th season)
Assoc. Head Coach (Alma Mater):
 Lisa Boyer (Ithaca, 1972)
Assistant Coaches (Alma Mater):
 Nikki McCray (Tennessee, 1995)
 Darius Taylor (Michigan, 2000)

Team Information

2011-12 Record: 25-10
 Home: 12-3 Away: 9-5 Neutral: 4-2
SEC Record (Finish): 10-6 (T-4th)
 Home: 6-2 Away: 4-4
Letterwinners Returning/Lost: 6/7
Starters Returning/Lost: 1/4

Program History

First Year of Women's Basketball: 1974-75
All-Time Record: 659-488 (38 seasons)
All-Time SEC Record: 91-192 (21 seasons)
NCAA Appearances (Last): 9 (2012)
NCAA Tournament Record: 10-9
WNIT Appearances (Last): 4 (2011)
WNIT Record: 3-4

Media Relations

Women's Basketball Contact: Diana Koval
Office: 803.777.7977
Cell: 314.369.6050
Email: dkoval@mailbox.sc.edu
Press Row Phone: 803.777.6182
Athletics Department on the Web
Website: GamecocksOnline.com
Twitter: @GamecocksOnline.com
Facebook: Facebook.com/GamecocksOnline
YouTube: YouTube.com/GamecocksOnline
Women's Basketball on Twitter
Team: @GamecockWBB
Head Coach: @DawnStaley

Current Gamecock Streaks

	Total	Home	Road	Neut.
Overall	W2	W2	W3	W3
SEC	W1	W1	L1	—
Non-Conference	W2	W2	W4	W3
Ranked Teams	L2	L3	W1	L2

A South Carolina Win Would...

- Be the Gamecocks' second over Tennessee in the last three meetings.
- Be the Gamecocks' first home win over Tennessee since Jan. 23, 1980.
- Make this the second-straight season the Gamecocks have opened SEC play with a victory.

By the Numbers

- 2 Teams in the nation that have allowed fewer points per game than the Gamecocks so far this season
- 3 Teams in the SEC that average more fans per home game than the Gamecocks' 3,949
- 5 Blocks by sophomore Elem Ibiam against Western Carolina (Dec. 29), tying her career high and the third-most in Colonial Life Arena history
- 5.0 Steals per game by senior guard Ieasia Walker over the last four games, including a career-high tying six against SC State
- 6 Double-doubles by sophomore forward Aleighsa Welch, the most in the SEC this season and the most by a Gamecock since the 2009-10 season
- 9 Double-doubles recorded by the Gamecocks this season after last season's squad posted just two
- 12 Regular-season, non-conference victories in 12 tries for the Gamecocks this season, matching the school record for winning percentage with the 2001-02 and 2002-03 teams
- 13 Gamecocks all-time that have swiped at least 200 career steals after senior guard Ieasia Walker joined the group with five steals against Western Carolina (Dec. 29)
- 14 Deficit at halftime for the Gamecocks against Drexel before coming back to win in overtime, the largest deficit South Carolina has overcome since rallying from 18 points down with 8:15 to play in the first half against LSU on Jan. 6, 2011 and the largest second-half deficit overcome by the Gamecocks in the Dawn Staley era
- 22 Points scored by the Gamecocks on 24 offensive rebounds against SC State (Dec. 21)
- 25.6 Points below its season average that the Gamecock defense held #1/1 Stanford (Dec. 19) in the four-point Cardinal victory
- 27 Free throws made by the Gamecocks against SC State (Dec. 21), a Dawn Staley era record
- 47.1 Points per game by the Gamecocks' starting lineup this season
- 528 Career rebounds by senior forward Ashley Bruner, placing her among just 26 Gamecocks to achieve the 500-rebound plateau. She needs 60 more to make the program's top-20.

The Tennessee Series

The Lady Vols have won all but two of the 45 meetings between the two programs, but the Gamecocks split last season's pair of games. South Carolina claimed the regular-season matchup, a 64-60 decision in Knoxville on Feb. 2, 2012. It was the Gamecocks' first victory over Tennessee on its home court and their first over the Lady Vols at any location since Jan. 23, 1980. UT got its revenge in the SEC Tournament semifinals, outlasting the weary Gamecocks 74-58 on March 3, 2012, en route to the tournament title.

Tonight's game marks just the 12th time Tennessee and South Carolina have met when both teams have been ranked in the top 25. The Lady Vols have a 10-1 edge in those games. Last season's win in Knoxville lifted the Gamecocks into the national rankings for just the second time in the Dawn Staley era. South Carolina has been ranked in at least one of the two major polls in nine of the 14 poll weeks since then.

Scouting the Lady Vols

Tennessee brings a 9-3 record into its SEC season debut tonight. The Lady Vols won their last two outings by double digits to shake off back-to-back road losses at Texas and Baylor.

Tennessee leads the SEC in scoring, averaging 79.2 points per game despite ranking just 10th in the

2012-13 Roster

No.	Name	Pos.	Ht	Yr.	Hometown/Last School
2	Ieasia Walker	G	5-8	Sr.	Amyville, N.Y./Copiague
5	Khadijah Sessions	G	5-8	Fr.	Myrtle Beach, S.C./Myrtle Beach
12	Wilka Montout	C	6-3	Jr.	French Guiana/NE Okla. A&M
15	Tiffany Davis	G	5-7	Fr.	Houston Texas/Westbury Christian
20	Sancheon White	G	5-10	Sr.	Hammond, Ind./Central Arizona
21	Ashley Bruner	F	6-0	Sr.	Norman, Okla./Norman
23	Tina Roy	G	5-11	So.	Kaplan, La./Kaplan
24	Aleighsa Welch	F	6-0	So.	Goose Creek, S.C./Goose Creek
25	Tiffany Mitchell	G	5-9	Fr.	Charlotte, N.C./Providence Day
31	Asia Dozier	G	5-10	Fr.	Columbia, S.C./Spring Valley
33	Elem Ibiam	C	6-3	So.	Fayetteville, Ga./Fayette County

Head Coach: Dawn Staley
Associate Head Coach: Lisa Boyer
Assistant Coaches: Nikki McCray, Darius Taylor

conference in field goal percentage at 43.5 percent. The Lady Vols have cooled off somewhat lately, though, reaching 70 points just once in their last four games.

The Tennessee offense is balanced with three Lady Vols averaging double figures and two others added more than 8.0 points per game. Junior guard Meighan Simmons leads the way at 16.3 points per game to rank among the SEC's top five scorers. An active shooter, she has put up 15.0 field goal attempts per game.

Forward/center Bashaara Graves' 14.0 points per game are the most by an SEC freshman so far this season, and the first-year Lady Vol is hitting nearly 50.0 percent from the field. Sophomore center Isabelle Harrison rounds out the trio of double-digit scorers, netting 10.1 points per game while also swatting away 2.2 blocks per outing. Sophomore Ariel Massengale drives the offense with 3.9 assists per game and is solid with the ball, sporting a 1.6 assist-to-turnover ratio.

En route to its league-leading scoring average, Tennessee is hitting 31.8 percent from 3-point range and a sparkling 73.2 percent from the free throw line, which leads the SEC as well. The Lady Vols are out-rebounding opponents by 7.1 boards per game and have allowed just 61.2 points per game on 36.9 percent shooting, including 26.8 percent from the 3-point arc.

Head coach Holly Warlick is in her first season as a head coach.

Gamecocks' Five-Second Count

With a complementary blend of youth and experience, South Carolina opened a season 10-0 for the first time since the 1981-82 team also won its first 10 contests. The Gamecocks, now 12-1 have shown they have both inside and outside offensive options and are dominant on the glass this season while the defense has dropped off very little from last season's NCAA Tournament Sweet 16 effort. Two Gamecocks average double-figure points with three others netting five or more points per game. South Carolina ranks seventh in the nation with a +13.3 rebounding margin and has three players ranked among the SEC's top 20 rebounders. Defensively, the Gamecocks are third in the nation in scoring defense, yielding just 45.5 points per game. South Carolina has held 10 of its 13 opponents this season under 50 points and limited five of the 13 to under 30 percent field goal shooting, including Hampton which hit just 19.3 percent (11-57) from the field for the second-lowest opponent field goal percentage of the Staley era.

Home Sweet Home

South Carolina is in its 11th season at Colonial Life Arena and enjoys a 112-56 (.667) record in that time. Overall, the Gamecocks are 356-153 (.699) all-time in home games. Since South Carolina first entered a conference in the 1983-84 season, the Gamecocks are 288-132 (.686) in non-conference home games.

Head coach Dawn Staley has amassed a 46-23 (.667) home record in her fifth season at the helm, including a 29-6 (.289) mark in non-conference action.

Judging January

South Carolina is 177-177 (.500) all-time in the month of January, including a 16-19 (.457) record under fifth-year head coach Dawn Staley. The Gamecocks are 104-74 (.584) in home games during the first month of the calendar year, including a 29-54 (.349) mark at Colonial Life Arena. South Carolina is 60-95 (.387) in January road games and 4-0 at neutral sites during the month.



Around the SEC (Thru games of Dec. 28)

	SEC Games			Overall		
	W	L	Pct.	W	L	Pct.
Arkansas	0	0	.000	12	1	.923
Georgia	0	0	.000	12	1	.923
Kentucky	0	0	.000	12	1	.923
South Carolina	0	0	.000	12	1	.923
Auburn	0	0	.000	11	2	.846
Florida	0	0	.000	11	3	.786
Missouri	0	0	.000	11	3	.786
Alabama	0	0	.000	10	3	.769
Vanderbilt	0	0	.000	10	3	.769
Tennessee	0	0	.000	9	3	.750
Texas A&M	0	0	.000	10	4	.714
LSU	0	0	.000	9	4	.692
Mississippi St.	0	0	.000	8	5	.615
Ole Miss	0	0	.000	7	6	.538

Coming Up

January 3

- 23/- Arkansas at Auburn, 7 p.m.
- Florida at 6/6 Kentucky, 7 p.m. (SPSO)
- Missouri at 10/11 Georgia, 7 p.m.
- Ole Miss at LSU, 8 p.m.
- Mississippi St. at Vanderbilt, 8 p.m.
- Alabama at 24/22 Texas A&M, 9 p.m. (FSN)

Rankings are listed as AP/Coaches Poll
All Times Eastern; TV Network in ()

Reading the Rankings

South Carolina is ranked in both national polls for the fourth-straight week. The Gamecocks climbed to No. 18 in the Associated Press Poll this week after finally cracking into that ranking at No. 24 the week of Dec. 10. It is the program's highest AP rank since the end of the 2002-03 season. The Gamecocks moved up a spot to No. 15 in the USA Today Coaches Poll.

The Gamecocks were receiving votes in both polls right out of the gate, finally breaking into the coaches poll at No. 24 on Nov. 26 behind a 7-0 record. South Carolina moved up to No. 21 the following week

AP Top 25

(Week of Dec. 31)

1. Connecticut	11-0
2. Baylor	10-1
3. Duke	11-0
4. Stanford	11-1
5. Notre Dame	11-1
6. Kentucky	12-1
7. California	10-1
8. Maryland	10-2
9. Penn State	10-2
10. Georgia	12-1
11. Louisville	11-2
12. Tennessee	9-3
13. Oklahoma State	11-0
14. Purdue	11-2
15. North Carolina	13-1
16. UCLA	8-2
17. Oklahoma	10-2
18. South Carolina	12-1
19. Florida State	11-1
20. Colorado	11-0
21. Kansas	9-2
22. Dayton	12-1
23. Arkansas	12-1
24. Texas A&M	9-4
25. Nebraska	10-3

USA Today Coaches Top 25

(Week of Dec. 31)

1. Connecticut	11-0
2. Baylor	10-1
3. Stanford	11-1
4. Duke	11-0
5. Notre Dame	11-1
6. Kentucky	12-1
7. California	10-1
8. Maryland	10-2
9. Penn State	10-2
10. Louisville	11-2
11. Georgia	12-1
12. Oklahoma State	11-0
13. Tennessee	9-3
14. Purdue	11-2
15. South Carolina	12-1
16. Oklahoma	10-2
17. UCLA	8-2
18. Dayton	12-1
19. Nebraska	10-3
20. Kansas	9-2
21. Florida State	11-1
22. Texas A&M	9-4
23. North Carolina	13-1
24. Ohio State	10-3
25. Colorado	11-0

before climbing to No. 18 in the Dec. 10 poll. The Gamecocks have risen one spot in each of the last three polls. The AP voters added the Gamecocks to their top 25 at No. 24 the week of Dec. 10 before lifting them to No. 21 the following week. Following a strong showing against No. 1/1 Stanford, the AP voters bumped South Carolina up two spots, and the Gamecocks climbed one more this week.

Rendering the RPI

With a 12-1 record, including five wins away from home, the Gamecocks are among the nation's top 30 in RPI (varies depending on the organization). South Carolina is one of five SEC schools ranked in the top 30 in RPI.

The Gamecocks' strength of schedule ranks in the top 90 and should continue to build over the course of the season. The Gamecocks are slated to play six teams currently ranked in the top 25. Beginning Dec. 19 against then-No. 1/1 Stanford, the matchups with ranked foes include road games at Georgia (10/11) and Arkansas (23/-), home and road games against Kentucky (6/6) and home games against Tennessee (12/13) and Texas A&M (24/22).

Five for Fighting

South Carolina head coach Dawn Staley has used the same starting lineup in every game this season, and the quintet has led the way to the program's best non-conference record since 2001-02. Starters – Ieasia Walker, Sancheon White, Tiffany Mitchell, Ashley Bruner and Aleighsa Welch – account for 73.9 percent of the offense and 67.2 percent of rebounds while playing 69.3 percent of the minutes available. Each of the five averages at least 5.5 points per game, more than any Gamecock off the bench. Still, the four reserves available have outscored their counterparts on the opposite bench eight times this season, during which the Gamecocks are 7-1.

Miscellaneous Stats

Double-Doubles	2012-13	Career	Record
Aleighsa Welch	6	6	6-0
Tiffany Mitchell	2	2	2-0
Ashley Bruner	1	6	3-3
Ieasia Walker	0	1	1-0

30+ Points	2012-13	Career	Record
Ieasia Walker	0	1	1-0

20+ Points	2012-13	Career	Record
Tiffany Mitchell	1	1	1-0
Ieasia Walker	0	4	2-2

10+ Points	2012-13	Career	Record
Aleighsa Welch	10	20	16-4
Tiffany Mitchell	8	8	8-0
Ashley Bruner	6	26	20-6
Ieasia Walker	5	48	29-19
Sancheon White	2	4	4-0
Wilka Montout	2	2	2-0
Asia Dozier	1	1	1-0
Elem Ibiam	1	1	1-0
Tina Roy	0	5	4-1

10+ Rebounds	2012-13	Career	Record
Aleighsa Welch	6	7	6-1
Tiffany Mitchell	3	3	3-0
Ashley Bruner	2	8	5-3
Asia Dozier	1	1	1-0
Elem Ibiam	1	1	1-0
Sancheon White	0	1	0-1
Ieasia Walker	0	1	1-0

5+ Assists	2012-13	Career	Record
Ieasia Walker	2	15	12-3
Asia Dozier	1	1	1-0

5+ Steals	2012-13	Career	Record
Ieasia Walker	3	6	5-2
Tiffany Davis	1	1	1-0
Tiffany Mitchell	1	1	1-0

5+ Blocks	2012-13	Career	Record
Elem Ibiam	1	2	2-0

Games Led Team In...

(Tied for team lead in each category included)

Scoring	2012-13	Career	Record
Ashley Bruner	5	11	9-2
Tiffany Mitchell	5	5	5-0
Aleighsa Welch	4	8	5-3
Ieasia Walker	1	21	11-10
Tina Roy	0	2	2-0

Rebounding	2012-13	Career	Record
Ashley Bruner	5	28	15-13
Aleighsa Welch	5	21	18-3
Elem Ibiam	3	4	4-0
Tiffany Mitchell	3	3	3-0
Ieasia Walker	1	9	6-3
Sancheon White	1	4	2-2

Assists	2012-13	Career	Record
Ieasia Walker	7	36	22-14
Ashley Bruner	4	8	6-2
Sancheon White	2	4	4-0
Tiffany Mitchell	2	2	2-0
Khadijah Sessions	1	1	1-0
Aleighsa Welch	1	1	1-0
Tina Roy	0	1	1-0

Scoring Differentials

Largest lead in a win by 36 (71-35), 2nd-7:30 vs. Savannah State, 11/15/12
Largest deficit overcome to win by 14 (36-22), 1st-0:00 vs. Drexel, 11/28/12
Largest lead given up in a loss by 2 (44-42), 2nd-2:33 vs. Stanford, 12/19/12
Largest deficit in a loss

Team Specialty Stats

South Carolina/Opponent

	Pts. in Paint	Pts. Off TOs	2nd Chance Pts	Fast Break Pts
11/9 Elon	52/18	34/11	22/5	24/8
11/12 at LA Tech	38/30	16/4	22/4	2/2
11/15 Sav. St.	40/20	15/12	19/8	6/4
11/18 Clemson	38/14	15/14	13/11	8/5
11/22 vs. HU	20/12	16/14	15/4	8/6
11/23 vs. FGCU	38/18	23/12	13/4	20/2
11/24 vs. DPU	40/22	6/11	10/8	14/7
11/28 Drexel	26/18	15/6	14/7	12/0
12/2 at SHU	30/22	20/10	13/2	6/10
12/9 Furman	42/12	31/6	17/9	20/7
12/19 Stanford	20/24	11/4	4/9	6/2
12/21 SC State	22/18	14/1	22/10	6/6
12/29 WCU	30/12	21/9	15/9	8/3
1/3 Tenn.				
1/6 at Miss. St.				
1/10 Vandy				
1/13 at Georgia				
1/17 LSU				
1/20 at Fla.				
1/24 Kentucky				
1/27 at Ark.				
2/3 Auburn				
2/7 at Ala.				
2/10 TX A&M				
2/14 at Ky.				
2/17 at Ole Miss				
2/24 Miss. St.				
2/28 at Missouri				
3/3 Florida				

Starters vs. Bench Points

	SC Starters	Opp. Starters	SC Bench	Opp. Bench
11/9 Elon	54	29	23	15
11/12 at LA Tech	58	33	24	25
11/15 Sav. St.	50	42	28	5
11/18 Clemson	51	27	13	16
11/22 vs. HU	34	27	11	7
11/23 vs. FGCU	54	30	11	16
11/24 vs. DPU	47	40	8	6
11/28 Drexel	49	43	9	12
12/2 at SHU	50	38	5	4
12/9 Furman	40	27	29	8
12/19 Stanford	44	51	5	2
12/21 SC State	41	28	24	17
12/29 WCU	40	15	26	29
1/3 Tenn.				
1/6 at Miss. St.				
1/10 Vandy				
1/13 at Georgia				
1/17 LSU				
1/20 at Fla.				
1/24 Kentucky				
1/27 at Ark.				
2/3 Auburn				
2/7 at Ala.				
2/10 TX A&M				
2/14 at Ky.				
2/17 at Ole Miss				
2/24 Miss. St.				
2/28 at Missouri				
3/3 Florida				

Going Glass

Looking at South Carolina's roster of seven guards and four forwards/centers, the casual observer might think that rebounding would not be the Gamecocks' bailiwick, but South Carolina has out-rebounded all but one of its 13 opponents this season (Stanford), including four by more 20 or more. The team effort has the Gamecocks ranked seventh in the nation in rebound margin at +13.3. In comparison, last season's squad out-rebounded its 13 non-conference opponents by just 7.2 boards per game.

While rebounding is a team focus, this season has seen a surge in individual performances. In 2011-12, a Gamecock posted double-figure rebounds just seven times over 35 games. Through just 13 games this season, South Carolina has amassed 14 double-digit rebound efforts, including seven from sophomore forward Aleighsa Welch, who is second in the SEC led in the category.

Posts Up – Spurs Up

For the first time in the Dawn Staley era, two of the team's top three scorers are post players. Forwards Aleighsa Welch and Ashley Bruner have been an integral part in the team's 12-1 start this season, averaging 12.3 and 9.2 points, respectively. Welch is shooting a team-best 68.2 percent from the field, although she is seven field goals shy of the minimum required to be ranked in the SEC.

The duo are among the league's top 10 rebounders with Welch ranking second at 9.2 per game and Bruner coming in 10th at 7.2. Both are especially proficient on the offensive glass, ranking first and seventh, respectively, in the league. More than half of Welch's 120 total rebounds have come on the offensive end (62), while 47.9 percent of Bruner's have come on a Gamecock miss. Welch has the second-highest single-game rebound total in the SEC this season with her career-high 15 against Drexel.

Twice as Nice

South Carolina's Aleighsa Welch earned a spot on the 2012 SEC All-Freshman Team despite lacking a key resume bullet for forwards – a double-double. The sophomore has made up for last season's missing ingredient by amassing six through the team's first 13 games this season. She is tied for the SEC lead and ranks 22nd in the nation in that category. After narrowly missing the mark in the season opener, Welch picked up her first career double-double two games later with a 13-point, 12-rebound effort against Savannah State (Nov. 15). She added two more at the Paradise Jam against Hampton (Nov. 22) and Florida Gulf Coast (Nov. 24) and tacked on her fourth against Drexel (Nov. 28). She made it four in five games with a 14-point/10-rebound effort at Seton Hall (Dec. 2). Welch continued her balanced dominance with a 16-point, 14-rebound effort against SC State just before the holiday break.

Welch leads the team and the SEC with seven double-digit rebound games this season and also paces the Gamecocks in double-figure scoring outings with nine.

Jane of All Trades

Senior guard Ieasia Walker's ability to adapt her game to the needs of her team has been a key factor in the team's success in her four seasons in the Garnet and Black. After coming off the bench most of her freshman year, the guard's offense exploded in 2010-11 as the team's predicted offensive weapons faltered. Walker more than doubled her scoring output to a team-high 12.2 points per game, including 13.3 points per SEC contest. As a junior, the point guard shifted her focus to conducting the team, both offensively and defensively. While her scoring average dropped to 7.9 points in 2011-12, her overall productivity did not. Walker led the team with 3.2 assists per game, which helped the team generate another 6.9 points per game. In all, her offensive prowess generated 25.4 percent of the team's 61.2 points per game.

This season, Walker has shown her versatility, adding another component to her on-court effort – leadership. With six underclassmen on the roster, Walker has shown patience through the non-conference season, stepping out of the spotlight to allow her younger teammates to find their way. Still, the senior has scored in double figures five times, paced the team in assists seven times and ranks eighth in the SEC in steals per game (2.5). Her ability to read the team's needs, has yielded a box score that has two post players and a freshman guard among the team's top three scorers so far this season – a first in the Dawn Staley era.

Movin' On Up

South Carolina seniors Ashley Bruner and Ieasia Walker have made the most of their time in the Garnet and Black, posting and heading toward significant milestones while moving up the all-time leaderboards in several categories.

Bruner made the first move by becoming just the 26th Gamecock to pull down at least 500 career rebounds, hitting the mark as part of her seven-rebound outing at Seton Hall (Dec. 2). Currently 25th on the total rebounding list with 528, she can move into the top 20 with 60 more boards, which would tie her for the 20th spot with Ilona Burgrova (2005-08). With 72 more rebounds this season, Bruner will join just 17 other Gamecocks to reach 600 career boards.

Walker became just the 13th Gamecock to amass at least 200 career steals with her five against Western Carolina (Dec. 29). Currently with 201 steals, she needs just 11 more to join Shaunzinski Gortman (1999-2002) and Sharon Rivers (1980-83) in the all-time top 10. With 945 career points, Walker is on track to join the Gamecocks' 1,000-point club as the 28th member, only 11 of whom have also posted at least 200 steals.

Working Overtime

After Wednesday's 58-55 win over Drexel, South Carolina is 16-14 all-time in overtime games, including a 1-3 mark in double-overtime contests. Since taking the reins for the 2008-09 season, Gamecock head coach Dawn Staley has amassed a 5-3 record in extended games. South Carolina played a school-record four overtime games in 2010-11, going 2-2, and in 1995-96, going 1-3.

Preseason Predictions

South Carolina was picked by both the media and league's coaches to finish in the middle of the 14-team pack in the Southeastern Conference. The media predicted the Gamecocks would take seventh place, while the coaches slotted South Carolina into sixth.

Senior guard Ieasia Walker drew preseason second-team all-conference honors from both groups. She is the team's lone returning starter and the highest returning scorer from last year's squad. Her 7.9 points per game came with 3.2 assists per outing, which combined to earn her Second-Team All-SEC honors for the second-straight year.

2012-13 Double-Doubles

Aleighsa Welch (6)

11/15	Savannah State	13 pts/12 rebs
11/22	vs. Hampton	16 pts/11 rebs
11/23	vs. Florida Gulf Coast	14 pts/11 rebs
11/28	Drexel	12 pts/15 rebs
12/2	at Seton Hall	14 pts/10 rebs
12/21	SC State	16 pts/14 rebs

Tiffany Mitchell (2)

12/2	at Seton Hall	13 pts/11 rebs
12/21	SC State	21 pts/11 rebs

Ashley Bruner (1)

11/24	vs. DePaul	11 pts/12 rebs
-------	------------	----------------

South Carolina's Record When...

	SEC Only	All Games		SEC Only	All Games
Record.....	0-0	12-1	No South Carolina players foul out.....	0-0	12-1
Playing a ranked opponent.....	0-0	0-1	One or more South Carolina players foul out.....	0-0	0-0
Playing at home.....	0-0	7-1	Having 10 or more assists.....	0-0	6-0
Playing on the road.....	0-0	2-0	Having less than 10 assists.....	0-0	6-1
Playing at neutral site.....	0-0	3-0	Scoring more pts. in paint than opponent.....	0-0	12-0
Leading at half.....	0-0	11-0	Scoring equal/less pts. in paint than opponent.....	0-0	0-1
Trailing at half.....	0-0	1-1	Scoring more pts. off TOs than opponent.....	0-0	11-1
Tied at half.....	0-0	0-0	Scoring equal/less pts. off TOs than opponent.....	0-0	1-0
Playing an overtime game.....	0-0	1-0	Scoring more 2nd-chance pts.....	0-0	12-0
0 players score in double-figures.....	0-0	0-0	Scoring equal/less 2nd-chance pts.....	0-0	0-1
1 player scores in double-figures.....	0-0	2-0	Scoring more fast break pts.....	0-0	9-0
2 players score in double-figures.....	0-0	3-1	Scoring equal/less fast break pts.....	0-0	3-1
3 players score in double-figures.....	0-0	5-0	Wearing white uniforms.....	0-0	9-1
4 players score in double-figures.....	0-0	1-0	Wearing black uniforms.....	0-0	3-0
5 players score in double-figures.....	0-0	1-0	Wearing garnet uniforms.....	0-0	0-0
Starters outscore opponent's starters.....	0-0	12-0	Playing in tournaments/classics.....	0-0	3-0
Opponent's starters score equal/more.....	0-0	0-1	Playing on live television.....	0-0	3-1
Bench outscores opponent's bench.....	0-0	7-1	Playing in November.....	0-0	8-0
Opponent's bench scores equal/more.....	0-0	5-0	Playing in December.....	0-0	4-1
Shooting 50% or better.....	0-0	1-0	Playing in January.....	0-0	0-0
Shooting between 40-49%.....	0-0	6-0	Playing in February.....	0-0	0-0
Shooting between 30-39%.....	0-0	5-0	Playing in March.....	0-0	0-0
Shooting less than 30%.....	0-0	0-1	Playing during the day.....	0-0	7-0
Opponent shoots 50% or better.....	0-0	0-0	Playing at night.....	0-0	5-1
Opponent shoots between 40-49%.....	0-0	2-1	Playing on Sunday.....	0-0	3-0
Opponent shoots between 30-39%.....	0-0	6-0	Playing on Monday.....	0-0	1-0
Opponent shoots less than 30%.....	0-0	4-0	Playing on Tuesday.....	0-0	0-0
Shooting better than opponent.....	0-0	10-0	Playing on Wednesday.....	0-0	2-1
Shooting worse than/equal to opponent.....	0-0	2-1	Playing on Thursday.....	0-0	2-0
Having more FTs made than opponent.....	0-0	8-0	Playing on Friday.....	0-0	3-0
Having equal/less FTs made than opponent.....	0-0	4-1	Playing on Saturday.....	0-0	2-0
Outrebounding opponent.....	0-0	12-0	Margin is 5 pts. or less.....	0-0	1-1
Having equal/less rebounds than opponent.....	0-0	0-1	Margin is between 6-10.....	0-0	1-0
Having more TOs than opponent.....	0-0	3-0	Margin is between 11-20.....	0-0	5-0
Having equal or less TOs than opponent.....	0-0	9-1	Margin is more than 20.....	0-0	5-0
Attempting more FT than 3FG.....	0-0	10-0	Having a 20-pt. scorer.....	0-0	1-0
Attempting equal/less FT than 3FG.....	0-0	2-1	Having a 30-pt. scorer.....	0-0	0-0
Making 5 or more 3FGs.....	0-0	5-0	Scoring 49 points or less.....	0-0	1-1
Making less than 5 3FGs.....	0-0	7-1	Scoring 50-59 points.....	0-0	3-0
Making no 3 FGs.....	0-0	3-0	Scoring 60-69 points.....	0-0	5-0
Attempting 15 or more 3FGs.....	0-0	6-1	Scoring 70-79 points.....	0-0	2-0
Attempting less than 15 3FGs.....	0-0	6-0	Scoring 80-89 points.....	0-0	1-0
			Scoring 90-99 points.....	0-0	0-0

2012-13 Team High / Low

South Carolina	Game Highs		Game Lows	
POINTS	82	at Louisiana Tech 11/12/12	45	vs. Hampton, 11/22/12
FIELD GOALS MADE	31	Savannah State, 11/15/12 Elon, 11/9/12	15	vs. Hampton, 11/22/12
FIELD GOAL ATTEMPTS	70	Elon, 11/9/12	46	vs. Hampton, 11/22/12
FIELD GOAL PERCENTAGE	.500 (28-56)	Western Carolina, 12/29/12	.286 (18-63)	Stanford, 12/19/12
3 PT FIELD GOALS MADE	9	Savannah State, 11/15/12	0	vs. DePaul, 11/24/12 Clemson, 11/18/12 Elon, 11/9/12
3 PT FG ATTEMPTS	25	Savannah State, 11/15/12	6	vs. DePaul, 11/24/12
3 PT FG PERCENTAGE	.667 (6-9)	Western Carolina, 12/29/12	.000 (0-14)	Clemson, 11/18/12 Elon, 11/9/12
FREE THROWS MADE	27	SC State, 12/21/12	4	Western Carolina, 12/29/12
FREE THROW ATTEMPTS	44	SC State, 12/21/12	13	vs. Florida Gulf Coast, 11/23/12 Savannah State, 11/15/12
FREE THROW PERCENTAGE	.643 (9-14)	Stanford, 12/19/12	.286 (4-14)	Western Carolina, 12/29/12
REBOUNDS	57	vs. Hampton, 11/22/12	31	Stanford, 12/19/12
ASSISTS	20	at Louisiana Tech 11/12/12	1	vs. DePaul, 11/24/12
STEALS	15	Furman, 12/9/12	4	Savannah State, 11/15/12
BLOCKED SHOTS	9	Furman, 12/9/12	0	vs. Florida Gulf Coast, 11/23/12
TURNOVERS	29	vs. Hampton, 11/22/12	7	Stanford, 12/19/12 at Louisiana Tech 11/12/12
FOULS	19	Stanford, 12/19/12 Clemson, 11/18/12	8	at Seton Hall, 12/2/12

Opponent	Game Highs		Game Lows	
POINTS	58	at Louisiana Tech 11/12/12	34	vs. Hampton, 11/22/12
FIELD GOALS MADE	22	Drexel, 11/28/12	11	Furman, 12/9/12 vs. Hampton, 11/22/12 Clemson, 11/18/12
FIELD GOAL ATTEMPTS	64	vs. DePaul, 11/24/12	44	vs. Florida Gulf Coast, 11/23/12
FIELD GOAL PERCENTAGE	.423 (22-52)	Drexel, 11/28/12	.193 (11-57)	vs. Hampton, 11/22/12
3 PT FIELD GOALS MADE	7	Drexel, 11/28/12	0	Stanford, 12/19/12
3 PT FG ATTEMPTS	29	vs. Florida Gulf Coast, 11/23/12	4	Stanford, 12/19/12
3 PT FG PERCENTAGE	.583 (7-12)	Drexel, 11/28/12	.000 (0-4)	Stanford, 12/19/12
FREE THROWS MADE	20	Clemson, 11/18/12	2	at Seton Hall, 12/2/12
FREE THROW ATTEMPTS	24	Clemson, 11/18/12 at Louisiana Tech 11/12/12	4	at Seton Hall, 12/2/12
FREE THROW PERCENTAGE	1.000 (10-10)	Furman, 12/9/12	.500 (2-4)	at Seton Hall, 12/2/12
REBOUNDS	42	Stanford, 12/19/12	20	vs. Florida Gulf Coast, 11/23/12
ASSISTS	12	Drexel, 11/28/12 at Louisiana Tech 11/12/12	2	Furman, 12/9/12
STEALS	13	vs. Hampton, 11/22/12	0	Furman, 12/9/12
BLOCKED SHOTS	11	Stanford, 12/19/12	0	vs. DePaul, 11/24/12 at Louisiana Tech 11/12/12
TURNOVERS	24	Furman, 12/9/12	11	vs. DePaul, 11/24/12
FOULS	33	SC State, 12/21/12	13	Savannah State, 11/15/12

Staley Era Team Records

Scoring

Most	Points
1. at Clemson, 11/19/09	92
2. vs. North Carolina, 12/20/09	85
3. at Louisiana Tech, 11/12/12	82
4. at Alabama, 1/10/10	80
vs. Eastern Michigan, 3/17/12	80

Fewest	Points
1. at Stanford, 11/26/10	32
2. vs. Georgia, 3/4/11	34
3. vs. Mississippi State, 3/5/09	39
4. at Mississippi State, 2/26/09	41
5. at Penn State, 11/16/08	42

Fewest Allowed	Points
1. vs. South Carolina State, 12/14/11	21
2. vs. Presbyterian, 11/27/11	24
3. vs. Furman, 12/11/11	33
vs. Savannah State, 12/5/10	33
5. vs. Hampton, 11/22/12	34
vs. Ohio University, 11/28/08	34

Most Allowed	Points
1. at Clemson, 11/19/09	94
2. vs. North Carolina, 12/20/09	93
3. vs. Xavier, 11/12/10	84
4. at Tennessee, 2/17/11	82
at Florida, 2/22/09	82

Margin of Outcome

Victory	Score	Margin
1. vs. South Carolina State, 12/14/11	66-21	+45
2. vs. Furman, 12/11/11	72-33	+39
3. vs. Furman, 12/9/12	69-35	+34
4. vs. Elon, 11/9/12	77-44	+33
5. vs. Eastern Michigan, 3/17/12	80-48	+32

Defeat	Score	Margin
1. at Stanford, 11/26/10	32-70	-38
2. vs. Georgia, 3/4/11	34-66	-32
3. vs. Stanford, 12/19/08	47-78	-31
4. at Penn State, 11/21/10	48-78	-30
5. vs. Connecticut, 12/28/08	48-77	-29

Field Goals

Made	FGM
1. vs. North Carolina, 12/20/09	34
at Clemson, 11/19/09	34
3. vs. North Carolina, 12/18/11	33
4. vs. Eastern Michigan, 3/17/12	32
5. 6 Times, Last vs. Savannah State, 11/15/12	31
vs. Elon, 11/9/12	31

Attempts	FGA
1. vs. Penn State, 11/20/11	76
2. at Clemson, 11/19/09	74
3. vs. Tennessee, 1/20/11	73
4. vs. NC State, 12/13/09	71
5. vs. Elon, 11/9/12	70
vs. North Carolina, 12/18/11	70
at Florida, 2/22/09	70

Highest Percentage (Min. 40 FGA)	FGM-A	Pct
1. at Alabama, 1/10/10	31-52	.596
2. at Alabama, 2/19/12	25-45	.556
3. vs. Kentucky, 1/14/10	31-56	.554
4. vs. Eastern Michigan, 3/17/12	32-60	.533
5. vs. Presbyterian, 12/28/10	25-48	.521

Lowest Percentage (Min. 40 FGA)	FGM-A	Pct
1. at Stanford, 11/26/10	12-55	.218
2. vs. Georgia, 3/4/11	12-52	.231
3. at Kentucky, 2/5/09	13-55	.236
4. at Georgia, 1/2/11	13-54	.241
5. at Penn State, 11/21/10	17-70	.243

Lowest Allowed	FGM-A	Pct
1. vs. South Carolina State, 12/14/11	6-48	.125
2. vs. Hampton, 11/22/12	11-57	.193
3. vs. Furman, 12/9/12	11-46	.239
vs. Clemson, 11/18/12	11-46	.239
5. vs. Presbyterian, 11/27/11	10-40	.250
vs. Furman, 12/11/11	11-44	.250

Highest Allowed	FGM-A	Pct
1. vs. Connecticut, 12/28/08	35-62	.565
vs. Florida, 1/9/11	26-46	.565
3. vs. Xavier, 11/12/10	34-61	.557
4. at Kentucky, 1/13/11	30-55	.545
5. vs. Vanderbilt, 2/27/11	27-50	.540

3-Point Field Goals

Made	3FGM
1. vs. Savannah State, 11/15/12	9
at Arkansas, 2/6/11	9
at Ole Miss, 1/16/11	9
vs. North Carolina, 12/18/11	9
vs. Ole Miss, 1/26/12	9

Attempts	3FGA
1. vs. Penn State, 11/20/11	29
2. vs. North Carolina, 12/19/10	28
3. vs. Savannah State, 11/15/12	25
at Ole Miss, 1/16/11	25
5. vs. Georgia, 2/16/12	23
vs. Boston University, 12/28/09	23
at Florida, 2/22/09	23

Percentage (Min. 5 3FGA)	3FGM-A	Pct
1. vs. Western Carolina, 12/29/12	6-9	.667
at Alabama, 1/10/10	8-12	.667
vs. Charlotte, 12/21/08	8-12	.667
4. vs. Florida, 2/12/12	8-13	.615
5. at Alabama, 2/19/12	5-9	.556

Free Throws

Made	FTM
1. vs. SC State, 12/21/12	27
2. at Ole Miss, 1/22/09	26
3. vs. Charlotte, 12/21/08	24
4. at Georgia, 1/2/11	23
vs. Auburn, 1/8/09	23

Attempts	FTM
1. vs. SC State, 12/21/12	44
2. at Xavier, 11/30/11	38
3. vs. Clemson, 11/18/12	35
4. at Georgia, 1/2/11	34
vs. Penn State, 11/22/09	34
at Clemson, 11/19/09	34

Percentage (Min. 10 FTA)	FTM-A	Pct
1. vs. Auburn, 1/2/09	23-26	.885
2. vs. San Diego State, 11/28/09	14-16	.875
3. at Tennessee, 1/7/10	10-12	.833
4. at Auburn, 2/4/10	9-11	.818
5. vs. Davidson, 11/24/08	13-16	.813

Rebounding

Total	Rebs
1. vs. Hampton, 11/22/12	57
2. vs. Elon, 11/9/12	53
vs. Brown, 12/29/09	53
4. vs. High Point, 12/5/08	52
5. vs. Savannah State, 11/15/12	50

Offensive	ORebs
1. vs. Elon, 11/9/12	29
2. vs. College of Charleston, 11/23/11	27
3. vs. Savannah State, 11/15/12	25
vs. Penn State, 11/20/11	25
at Penn State, 11/21/10	25

Defensive	DRebs
1. vs. Hampton, 11/22/12	39
2. vs. Charlotte, 11/16/09	35
3. at Ole Miss, 1/22/09	33
4. vs. DePaul, 11/24/12	32
vs. Jacksonville, 12/30/08	32

Margin	Rebs	Margin
1. vs. Florida Gulf Coast, 11/23/12	46-20	+26
2. vs. Hampton, 11/22/12	57-32	+25
3. vs. Savannah State, 11/15/12	50-26	+24
4. vs. Alabama, 1/23/11	49-27	+22
5. vs. Jacksonville, 12/30/08	45-24	+21

Assists

Game	Assists
1. at Louisiana Tech, 11/12/12	22
vs. Eastern Michigan, 3/17/12	22
3. vs. Alabama, 2/15/09	20
4. vs. North Carolina, 12/18/11	19
at Alabama, 1/10/10	19
vs. North Carolina, 12/20/09	19
vs. High Point, 12/5/08	19

Steals

Game	Steals
1. vs. Furman, 12/11/11	21
2. vs. NC State, 12/12/10	16
vs. USC Upstate, 12/16/08	16
4. vs. Furman, 12/9/12	15
vs. High Point, 12/2/09	15
vs. Davidson, 11/24/08	15

Blocked Shots

Game	Blocks
1. vs. Eastern Michigan, 3/17/12	11
vs. Furman, 12/11/11	11
3. vs. Furman, 12/9/12	9
at NC State, 12/4/11	9
vs. Alabama A&M, 11/14/11	9

Turnovers

Fewest	TOs
1. at Tennessee, 2/2/12	4
2. vs. Georgia, 3/2/12	5
vs. Ole Miss, 3/3/11	5
4. vs. Stanford, 12/19/12	7
at Louisiana Tech, 11/12/12	7
vs. Tennessee, 3/3/12	7

Most	TOs
1. at Wake Forest, 12/3/08	32
2. vs. Hampton, 11/22/12	29
vs. Kentucky, 1/15/12	29
4. at Kentucky, 1/13/11	28
5. vs. Jacksonville, 12/30/08	26

The Last Time ...

Individual

Scored 50 Points

South Carolina 51, Jocelyn Penn vs. Stetson, 1/4/03
Opponent Never

Scored 40 Points

South Carolina 51, Jocelyn Penn vs. Stetson, 1/4/03
Opponent 46, Cornelia Gayden, LSU, 1/14/95

Scored 30 Points

South Carolina 30, Ieasia Walker vs. Clemson, 11/18/10
Opponent 32, LaQueta Ferguson, Florida International, 11/25/07

Grabbed 20 Rebounds

South Carolina 25, Kelsey Bone vs. Boston University, 12/28/09
Opponent 24, Courtney Paris, Oklahoma, 12/30/07

Grabbed 15 Rebounds

South Carolina 15, Aleighsa Welch vs. Drexel, 11/28/12
Opponent 15, Chiney Ogwumike, Stanford, 12/19/12

Two Players with 20 or More Points

South Carolina La'Keisha Sutton 21/Markeshia Grant 20 vs. North Carolina, 12/18/11
Opponent Angie Bjorklund 23/Shekinna Stricklen 21, Tennessee, 1/17/10

Two Players with 10 or More Rebounds

South Carolina Aleighsa Welch 14/Tiffany Mitchell 11 vs. SC State, 12/21/12
Opponent Chiney Ogwumike 10/Nnemkadi Ogwumike 10, Stanford, 3/24/12

Had 10 Assists

South Carolina 10, Samone Kennedy at Florida, 2/24/08
Opponent 11, Marneshia Richard, Mississippi State, 1/21/07

Had Five Steals

South Carolina 5, Ieasia Walker vs. Western Carolina, 12/29/12
Opponent 5, Sam Ramirez, Appalachian State, 3/16/11

Had Five Blocked Shots

South Carolina 5, Elem Ibiom vs. Western Carolina, 12/29/12
Opponent 7, Joslyn Tinkle, Stanford, 12/19/12

Had a Double-Double

South Carolina Aleighsa Welch (16 pts/14 rebs) / Tiffany Mitchell 21 pts/11 rebs) vs. SC State, 12/21/12
Opponent Chiney Ogwumike (21 pts/15 rebs), Stanford, 12/19/12

Two Players had a Double-Double

South Carolina Aleighsa Welch (16 pts/14 rebs) and Tiffany Mitchell 21 pts/11 rebs) vs. SC State, 12/21/12
Opponent Chiney Ogwumike (11 pts/10 rebs)/Nnemkadi Ogwumike (39 pts/10 rebs), Stanford, 3/24/12

Had a Triple-Double

South Carolina Iva Sliskovic (18 pts, 15 rebs, 10 assts) vs. High Point, 12/20/06
Opponent Never

Team

Scored 100 Points

South Carolina 102 vs. North Carolina A&T, 3/21/08
Opponent 103, Clemson, 11/21/03

Won by 30 or More Points

South Carolina 69-35 (34) vs. Furman, 12/9/12
Opponent 66-34 (32), Georgia, 3/4/11

Shot 65% or Better from the Field

South Carolina .652 (45-69) vs. East Tennessee State, 12/19/00
Opponent Never

Shot 60% or Better from the Field

South Carolina .608 (31-51) vs. Jackson State, 12/7/07
Opponent .604 (29-48), Vanderbilt, 1/18/01

Shot 50% or Better from the Field

South Carolina .500 (28-56) vs. Western Carolina, 12/29/12
Opponent .528 (28-53), Stanford, 3/24/12

No Players in Double-Figure Points

South Carolina at Auburn, 1/19/12
Opponent SC State, 12/14/11

Five Players in Double-Figure Points

South Carolina at Louisiana Tech, 11/12/12
Opponent Arkansas, 2/14/10

Faced AP Top-25 Opponent

Win 72-61 at No. 13 Purdue, 3/19/12
Loss 49-53 vs. No. 1 Stanford, 12/19/12

Faced AP Top-10 Opponent

Win 64-60 at No. 8 Tennessee, 2/2/12
Loss 49-53 vs. No. 1 Stanford, 12/19/12

Faced AP Top-5 Opponent

Win 70-66 vs. No. 5 Vanderbilt, 1/28/98
Loss 49-53 vs. No. 1 Stanford, 12/19/12

Faced AP No. 1 Team

Win Never
Loss 49-53 vs. No. 1 Stanford, 12/19/12

Overtime Game

Win 64-62 at Arkansas, 2/6/11
Loss 60-74 vs. Vanderbilt, 2/27/11

Double-Overtime Game

Win 92-91 at Florida State, 2/4/91
Loss 92-94 at Clemson, 11/19/09

South Carolina Was Ranked (AP Poll)

AP No. 1 Never
AP Top 10 No. 10, 2/18/02
AP Top 25 No. 18, 12/31/12



Ashley Bruner

#21

6-0 • Senior
Forward
Norman, Okla.
Norman

- Has started every game this season
- Ranks 10th in SEC in rebounds per game and seventh in offensive rebounds per game (3.5)
- Is thriving in team's inside-first offensive mentality, averaging 9.2 field goal attempts per game this season, compared to 6.4 last season
- Has led the team in points, rebounds or both in eight games this season
- Has one double-double this season (vs. DePaul)
- Led team in scoring five times (Elon, at LA Tech, Clemson, vs. FGCU, vs. DePaul)
- Led team in rebounding five times (Savannah State, Clemson, vs. Hampton, vs. DePaul, Stanford)
- Has scored in double figures six times (Elon, at LA Tech, Clemson, vs. FGCU, vs. DePaul, Drexel)
- Pulled down her 500th career rebound at Seton Hall (Dec. 2), making her the 26th Gamecock to reach the plateau
 - Ranks fourth among active SEC players and 25th in school history in career rebounds (523) – needs 34 to reach Melanie Johnson (2005-07) in 24th place
 - Snagged five of her eight rebounds against SC State (Dec. 21) on the offensive end to help her tie her career high with four assists
- Battled Stanford's frontcourt (Dec. 19) for a team-high eight rebounds in near miss against nation's top team
- All-Tournament selection at the Paradise Jam after averaging 10.3 points and 9.3 rebounds over the three games at the event
- Posted all of her 12 points and eight rebounds vs. Drexel (Nov. 28) after halftime, including the game-winning basket and final defensive rebound in overtime
- Posted her first double-double of the season against DePaul (Nov. 24) with 11 points and 12 rebounds

Miscellaneous Stats

	2012-13	Career	Career
	Games	Games	Record
Double-Double	1	6	3-3
10+ Points	6	26	20-6
10+ Rebounds	3	9	6-3
Tm-High Points	5	11	9-2
Tm-High Rebs.	5	28	15-13
Tm-High Assts.	4	8	6-2

Career Highs – All Games

Pts 18 vs. Savannah State, 12/5/10
FG 8, 2x, last, at LA Tech, 11/12/12
FGA.. 16 vs. Alabama A&M, 11/14/11
FG % 1.00 (8-8) vs. Florida, 1/9/11
FT 6 vs. Charlotte, 3/20/11
FTA..... 11 vs. Xavier, 11/30/11
FT %..... 1.00 (4-4), 2x, last, vs. Auburn, 1/19/12
Rebs..... 18 vs. Penn State, 11/20/11
Off Rebs 9 vs. Penn State, 11/20/11
Def Rebs..... 9 vs. Penn State, 11/20/11
Blks 4, 2x, last, vs. Savannah St., 12/5/10
Stls..... 5 at Seton Hall, 12/2/12
Assts 4, 2x, last vs. SC St., 12/21/12
Min..... 37 vs. DePaul, 11/24/12

Career – SEC Games

Pts 16, 2x, last vs. Florida, 1/9/11
FG 8 vs. Florida, 1/9/11
FGA. 11, 2x, last vs. Arkansas, 2/26/12
FG % ... 1.000 (8-8) vs. Florida, 1/9/11
FT 4 vs. Auburn, 1/19/12
FTA... 7, 2x, last vs. Kentucky, 1/15/12
FT %... 1.000 (4-4) vs. Auburn, 1/19/12
Rebs ... 11, 2x, last vs. Kentucky, 2/23/12
Off Rebs ... 6, 3x, last vs. Ark., 2/26/12
Def Rebs... 5, 3x, last vs. Ky., 2/23/12
Blks ... 2, 6x, last vs. Arkansas, 2/26/12
Stls..... 3 at Alabama, 2/19/12
Assts 2, 2x, last at Tennessee, 2/2/12
Min..... 34, 2x, last at LSU, 2/24/11

Season Highs – All Games

Pts 17 at LA Tech, 11/12
FG 8 at LA Tech, 11/12
FGA..... 14 vs. Drexel, 11/28
FG %800 (8-10) at LA Tech, 11/12
FT 4 vs. Clemson, 11/18
FTA..... 9 vs. Hampton, 11/22
FT %750 (3-4) vs. Stanford, 12/19
Rebs..... 12, 3x, last, vs. DePaul, 11/24
Off Rebs 5, 4x, last vs. SC St., 12/21
Def Rebs..... 8 vs. Hampton, 11/22
Blks 2, 2x, last vs. Furman, 12/9
Stls..... 5 at Seton Hall, 12/2
Assts 4 vs. SC State, 12/21
Min..... 37 vs. DePaul, 11/24

Season Highs – SEC Games

Pts
FG
FGA.....
FG %
FT
FTA.....
FT %
Rebs.....
Off Rebs
Def Rebs.....
Blks
Stls.....
Assts
Min.....

2012-13 Game-by-Game Stats

Date	Opponent	GS	MIN	FG-A	3FG-A	FT-A	Reb	PF	A	TO	B	S	TP
11/9	Elon	*	24	7-11	0-0	1-5	3	0	0	2	0	0	15
11/12	at LA Tech	*	22	8-10	0-0	1-3	2	3	3	0	0	0	17
11/15	Savannah State	*	23	4-9	0-0	0-3	12	2	1	2	0	0	8
11/18	Clemson	*	28	6-12	0-0	4-7	8	3	0	3	0	3	16
11/22	vs. Hampton	*	28	2-6	0-0	1-9	12	2	2	5	0	1	5
11/23	vs. Fla. Gulf Coast	*	27	7-12	0-1	1-3	4	2	1	3	0	1	15
11/24	vs. DePaul	*	37	5-10	0-0	1-7	12	1	0	4	1	1	11
11/28	Drexel	*	35	5-14	0-0	2-7	8	0	2	3	2	4	12
12/2	at Seton Hall	*	30	4-8	0-1	1-4	7	1	2	3	0	5	9
12/9	vs. Furman	*	21	1-6	0-0	0-0	5	2	1	2	2	1	2
12/19	Stanford	*	35	1-9	0-0	3-4	8	3	1	2	0	2	5
12/21	SC State	*	25	0-5	0-0	1-6	8	0	4	1	2	1	1
12/29	Western Carolina	*	29	2-8	0-1	0-2	5	0	2	1	1	2	4
Totals		13	364	52-120	0-3	16-60	94	19	19	31	8	21	120
			28.0	.433	.000	.267	7.2	1.5			1.6	9.2	



ASIA DOZIER

- Has played in every game this season
- Has scored in double figures one time (Savannah State)
- Buried a 3-pointer as part of team's 12-4 run to close the first half and establish a substantial lead over SC State (Dec. 21)
- Hit a huge second-half 3-pointer against #1/1 Stanford (Dec. 19) to pull within two points
- Posted her first double-digit scoring game with 11 points against Savannah State (Nov. 15)
- Handed out five assists at Louisiana Tech (Nov. 12)
- Pulled down 10 rebounds in her college debut against Elon (Nov. 9)

#31

**5-10 • Freshman
Guard
Columbia, S.C.
Spring Valley**

Miscellaneous Stats

	2012-13 Games	Career Games	Career Record
Double-Double	0	0	0-0
10+ Points	1	1	1-0
10+ Rebounds	1	1	1-0
5+ Assists	1	1	1-0
Tm-High Points	0	0	0-0
Tm-High Rebs.	0	0	0-0
Tm-High Assts.	0	0	0-0

Career Highs – All Games

Pts 11 vs. Savannah St., 11/15/12
 FG 4 vs. Savannah St., 11/15/12
 FGA 10 vs. Savannah St., 11/15/12
 FG %400 (4-10) vs. Sav. St., 11/15/12
 3FG 3 vs. Savannah St., 11/15/12
 3FGA 9, 2x, last, vs. SC State, 12/21/12
 3FG %333 (3-9) vs. Sav. St., 11/15/12
 FT 4 vs. Elon, 11/9/12
 FTA 7 vs. Elon, 11/9/12
 FT % 1.00 (2-2) vs. Hampton, 11/22/12
 Rebs 10 vs. Elon, 11/9/12
 Off Rebs 4 vs. Elon, 11/9/12
 Def Rebs 6 vs. Elon, 11/9/12
 Blks 1, 2x, last vs. Furman, 11/9/12
 Stls 2 at LA Tech, 11/12/12
 Assts 5 at LA Tech, 11/12/12
 Min 26 vs. Elon, 11/9/12

Career – SEC Games

Pts
 FG
 FGA
 FG %
 3FG
 3FGA
 3FG %
 FT
 FTA
 FT %
 Rebs
 Off Rebs
 Def Rebs
 Blks
 Stls
 Assts
 Min

Season Highs – All Games

Pts 11 vs. Savannah St., 11/15
 FG 4 vs. Savannah St., 11/15
 FGA 10 vs. Savannah St., 11/15
 FG %400 (4-10) vs. Sav. St., 11/15
 3FG 3 vs. Savannah St., 11/15
 3FGA 9, 2x, last, vs. SC State, 12/21
 3FG %333 (3-9) vs. Sav. St., 11/15
 FT 4 vs. Elon, 11/9
 FTA 7 vs. Elon, 11/9
 FT % 1.00 (2-2) vs. Hampton, 11/22
 Rebs 10 vs. Elon, 11/9
 Off Rebs 4 vs. Elon, 11/9
 Def Rebs 6 vs. Elon, 11/9
 Blks 1, 2x, last vs. Furman, 11/9/12
 Stls 2 at LA Tech, 11/12
 Assts 5 at LA Tech, 11/12
 Min 26 vs. Elon, 11/9

Season Highs – SEC Games

Pts
 FG
 FGA
 FG %
 3FG
 3FGA
 3FG %
 FT
 FTA
 FT %
 Rebs
 Off Rebs
 Def Rebs
 Blks
 Stls
 Assts
 Min

2012-13 Game-by-Game Stats

Date	Opponent	GS	MIN	FG-A	3FG-A	FT-A	Reb	PF	A	TO	B	S	TP
11/9	Elon	26	0-8	0-6	4-7	10	4	0	2	1	0	4	4
11/12	at LA Tech	22	2-5	1-4	0-0	2	2	5	0	0	2	5	
11/15	Savannah State	24	4-10	3-9	0-0	3	4	2	1	0	0	11	
11/18	Clemson	18	0-4	0-3	0-0	5	0	1	1	0	1	0	5
11/22	vs. Hampton	19	1-8	1-4	2-2	3	3	0	2	0	0	5	
11/23	vs. Fla. Gulf Coast	16	1-6	0-5	0-0	1	5	1	2	0	0	2	
11/24	vs. DePaul	4	0-1	0-1	0-0	1	0	0	0	0	0	0	
11/28	Drexel	14	1-8	1-6	0-0	1	0	1	0	0	1	3	
12/2	at Seton Hall	10	0-1	0-0	0-0	1	0	0	0	0	0	0	
12/9	vs Furman	21	1-5	1-5	1-2	2	2	0	0	1	0	4	
12/19	Stanford	8	2-4	1-3	0-0	0	1	0	0	0	0	5	
12/21	SC State	21	1-9	1-9	0-2	4	1	3	2	0	1	3	
12/29	Western Carolina	17	2-6	1-1	0-3	2	1	1	2	1	1	5	
Totals		0	220	15-75	10-56	7-16	35	23	14	12	3	6	47
			16.9	.200	.179	.438	2.7	1.1					3.6



ELEM IBIAM

- Has played in 11 games this season, missing two due to injury (at LA Tech, Savannah St.)
- Has led the team in rebounding three times (Elon, Furman, Western Carolina)
- Has grabbed double-digit rebounds once (Elon)
- Has scored in double figures once (SC State)
- Tied her career high with five blocks against Western Carolina (Dec. 29), tying for third most in Colonial Life Arena history ... Also led team with nine rebounds and scored six of team's last eight first-half points
- Scored seven of her career-high 11 points in the first half against SC State (Dec. 21), including five as part of team's 12-4 run to close the first half to finally establish a substantial lead
- Scored career-high eight points against Furman (Dec. 9), hitting 4-of-8 from the field while grabbing team-high nine rebounds
- Posted her first career double-digit rebound game in season opener against Elon (Nov. 9), pulling in six of her 11 boards on the offensive end

#33

**6-3 • Sophomore
Center
Fayetteville, Ga.
Fayette County**

Miscellaneous Stats			
	2012-13	Career	Career
	Games	Games	Record
Double-Double	0	0	0-0
10+ Points	1	1	1-0
10+ Rebounds	1	1	1-0
5+ Blocks	1	2	2-0
Tm-High Points	0	0	0-0
Tm-High Rebs.	3	4	4-0
Tm-High Assts.	0	0	0-0

Career Highs – All Games

Pts11 vs. SC State, 12/21/21
FG4, 3x, last vs. WCU, 12/29, 12
FGA8, 2x, last vs. WCU, 12/29/12
FG %1.000 (2-2) vs. Tennessee, 3/3/12
FT3, 2x, last, vs. SC State, 12/21/12
FTA5 vs. Furman, 12/11/11
FT %1.000 (2-2), 2x, last vs. Eastern Michigan, 3/17/12
Rebs11 vs. Elon, 11/9/12
Off Rebs6 vs. Elon, 11/9/12
Def Rebs6 vs. Furman, 12/9/12
Blks5, 2x, last vs. WCU, 12/29/12
Stls1, 4x, last vs. WCU, 12/29/12
Assts2 vs. Eastern Michigan, 3/17/12
Min25 vs. WCU, 12/29/12

Season Highs – All Games

Pts11 vs. SC State, 12/21
FG4, 3x, last vs. WCU, 12/29
FGA8, 2x, last vs. WCU, 12/29
FG %800 (4-5) vs. SC State, 12/21
FT3 vs. SC State, 12/21
FTA4, 2x, last vs. SC State, 12/21
FT %750 (3-4) vs. SC State, 12/21
Rebs11 vs. Elon, 11/9
Off Rebs6 vs. Elon, 11/9
Def Rebs6 vs. Furman, 12/9/12
Blks5 vs. WCU, 12/29
Stls1, 2x, last vs. WCU, 12/29
Assts1 vs. Furman, 12/9/12
Min25 vs. WCU, 12/29

Career – SEC Games

Pts6, 2x, last, vs. Alabama, 3/1/12
FG2, 4x, last, vs. Tennessee, 3/3/12
FGA6 vs. Alabama, 3/1/12
FG %667, 2x, last, vs. Alabama 2/19/12
FT3 vs. Alabama, 1/1/12
FTA4 vs. Alabama, 1/1/12
FT %750 (3-4) vs. Alabama, 1/1/12
Rebs6, vs. Mississippi State 1/29/12
Off Rebs2, 3x, last, vs. Tenn., 3/3/12
Def Rebs4 vs. Miss. State, 1/29/12
Blks1, 2x, last vs. Alabama, 3/1/12
Stls1 vs. Alabama, 3/1/12
Assts1 vs. Arkansas, 2/9/12
Min16 vs. Alabama, 3/1/12

Season Highs – SEC Games

Pts
FG
FGA
FG %
FT
FTA
FT %
Rebs
Off Rebs
Def Rebs
Blks
Stls
Assts
Min

2012-13 Game-by-Game Stats

Date	Opponent	GS	MIN	FG-A	3FG-A	FT-A	Reb	PF	A	TO	B	S	TP
11/9	Elon	17	2-7	0-0	0-2	11	0	0	3	2	1	4	
11/12	at LA Tech		— DNP (Injury) —										
11/15	Savannah State		— DNP (Injury) —										
11/18	Clemson	13	2-3	0-0	2-3	0	3	0	1	0	0	6	
11/22	vs. Hampton	8	0-1	0-0	1-2	5	1	0	0	1	0	1	
11/23	vs. Fla. Gulf Coast	15	0-3	0-0	2-4	4	0	0	0	0	0	2	
11/24	vs. DePaul	10	0-0	0-0	0-0	1	1	0	0	0	0	0	
11/28	Drexel	12	1-2	0-0	1-2	3	0	0	0	0	0	3	
12/2	at Seton Hall	12	0-4	0-0	0-0	1	1	0	0	1	0	0	
12/9	vs. Furman	22	4-8	0-0	0-2	9	2	1	1	1	0	8	
12/19	Stanford	8	0-2	0-0	0-0	3	1	0	1	0	1	0	
12/21	SC State	19	4-5	0-0	3-4	2	3	0	0	1	0	11	
12/29	Western Carolina	25	4-8	0-0	0-1	9	2	1	0	5	1	8	
Totals		0	161	17-43	0-0	9-20	48	14	2	6	11	3	43
			14.6	.395	—	.450	4.4				1.0		3.9



TIFFANY MITCHELL

- Has started every game this season, the only freshman to earn a start
- Ranks 17th in the SEC in rebounding, second among league freshmen
- Has led the team in scoring five times (Clemson, Drexel, Furman, SC State, WCU)
- Has led the team in rebounding three times (at LA Tech, vs. FGCU, at Seton Hall)
- Has posted two double-doubles (at Seton Hall, SC State)
- Has scored in double figures eight times (at LA Tech, Savannah St., Clemson, Drexel, at Seton Hall, Furman, SC State, WCU)
- Has pulled down double-digit rebounds three times (vs. FGCU, at Seton Hall, SC State)
- Is second on the team in scoring and steals and ranks third in rebounding
- Shot a career-best 83.3 percent (5-of-6) from field en route to team-high 12 points against Western Carolina
- Posted the team's first 20-point game of the season and her second career double-double with career-high 21 points and 11 rebounds (tying career high) against SC State (Dec. 21)
- Played a season-high 34 minutes against #1/1 Stanford (Dec. 19) due to her attacking offense
- Swiped five steals against Furman (Dec. 9) while leading offense with 16 points to tie her career high
- Posted first career double-double with 13-point, 11-rebound effort at Seton Hall (Dec. 2)
- Hit a pair of 3s against Drexel (Nov. 28), including one late in second half to help force overtime
- Named SEC Freshman of the Week after averaging 13.0 points and 6.3 rebounds over three-game span (13 at LA Tech, 10 vs. Savannah State, 16 vs. Clemson)
- Recorded first career double-digit scoring game at Louisiana Tech (Nov. 12)

#25

5-9 • Freshman • Guard
Charlotte, N.C.
Providence Day

Miscellaneous Stats

	2012-13 Games	Career Games	Career Record
Double-Double	2	2	2-0
20+ Points	1	1	1-0
10+ Points	8	8	8-0
10+ Rebounds	3	3	3-0
Tm-High Points	5	5	5-0
Tm-High Rebs.	3	3	3-0
Tm-High Assts.	2	2	2-0

Career Highs – All Games

Pts21 vs. SC State, 12/21/12
 FG8 vs. Furman, 12/9/12
 FGA...13, 2x, last vs Stanford 12/19/12
 FG %... .833 (5-6) vs. WCU, 12/29/12
 3FG2, 4x, last vs. WCU, 12/29/12
 3FGA 4 vs. Savannah St., 11/15/12
 3FG % 1.000 (2-2), 3x, last vs. WCU, 12/29/12
 FT9 vs. SC State, 12/21/12
 FTA13 vs. SC State, 12/21/12
 FT %...1.000 (2-2) vs. FGCU, 11/23/12
 Rebs .. 11, 3x, last vs. SC State, 12/21/12
 Off Rebs...5, 2x, last vs. SC St., 12/21/12
 Def Rebs .8, 2x, last at Seton Hall, 12/2/12
 Blks1 vs. Stanford 12/19/12
 Stls5 vs. Furman 12/9/12
 Assts4 vs. Savannah State, 11/15/12
 Min34 vs. Stanford, 12/19/12

Career – SEC Games

Pts
 FG
 FGA
 FG %
 3FG
 3FGA
 3FG %
 FT
 FTA
 FT %
 Rebs
 Off Rebs
 Def Rebs
 Blks
 Stls
 Assts
 Min

Season Highs – All Games

Pts21 vs. SC State, 12/21
 FG8 vs. Furman, 12/9
 FGA 13, 2x, last vs Stanford 12/19
 FG %833 (5-6) vs. WCU, 12/29
 3FG2, 4x, last vs. WCU, 12/29
 3FGA 4 vs. Savannah St., 11/15
 3FG % 1.000 (2-2), 3x, last vs. WCU, 12/29
 FT9 vs. SC State, 12/21
 FTA13 vs. SC State, 12/21
 FT % 1.000 (2-2) vs. FGCU, 11/23
 Rebs 11, 3x, last vs. SC State, 12/21
 Off Rebs5, 2x, last vs. SC St., 12/21
 Def Rebs8, 2x, last at Seton Hall, 12/2
 Blks1 vs. Stanford 12/19
 Stls5 vs. Furman 12/9
 Assts4 vs. Savannah State, 11/15
 Min34 vs. Stanford, 12/19

Season Highs – SEC Games

Pts
 FG
 FGA
 FG %
 3FG
 3FGA
 3FG %
 FT
 FTA
 FT %
 Rebs
 Off Rebs
 Def Rebs
 Blks
 Stls
 Assts
 Min

2012-13 Game-by-Game Stats

Date	Opponent	GS	MIN	FG-A	3FG-A	FT-A	Reb	PF	A	TO	B	S	TP	
11/9	Elon	*	23	4-6	0-1	1-2	2	1	3	1	0	1	9	
11/12	at LA Tech	*	25	5-11	0-2	3-4	8	2	0	2	0	0	13	
11/15	Savannah State	*	25	4-11	1-4	1-3	5	1	4	0	0	1	10	
11/18	Clemson	*	32	7-11	0-1	2-6	6	3	2	1	0	2	16	
11/22	vs. Hampton	*	27	2-9	1-3	2-4	8	3	2	4	0	1	7	
11/23	vs. Fla. Gulf Coast	*	28	3-7	0-0	2-2	11	1	3	3	0	1	8	
11/24	vs. DePaul	*	29	1-5	0-0	4-8	6	1	0	4	0	2	6	
11/28	Drexel	*	29	6-12	2-2	0-0	2	3	1	2	0	3	14	
12/2	at Seton Hall	*	28	4-7	2-2	3-9	11	3	1	4	0	1	13	
12/9	vs. Furman	*	29	8-13	0-1	0-2	4	1	1	2	0	5	16	
12/19	Stanford	*	34	1-13	0-3	0-0	5	3	0	3	1	2	2	
12/21	SC State	*	31	5-11	2-3	9-13	11	1	2	3	0	2	21	
12/29	Western Carolina	*	23	5-6	2-2	0-3	2	4	1	2	0	0	12	
Totals			13	363	55-122	10-24	27-56	81	27	20	31	1	21	147
				27.9	.451	.417	.482	6.2	1.5				1.6	11.3



WILKA MONTOUT

- Has played in every game this season
- Has scored in double figures two times (at LA Tech, Furman)
- Swatted away a pair of shots against Furman (Dec. 9) while contributing 10 points to the offensive effort
- Grabbed five of her six rebounds against Savannah State (Nov. 15) on the offensive end, helping her to nine points
- Scored eight of her 10 points at Louisiana Tech (Nov. 12) during an 11-5 second-half run that put the game out of reach

#12

6-3 • Junior
Center
Cayenne, French Guiana
Northeastern Oklahoma A&M

Miscellaneous Stats

	2012-13	Career	Career
	Games	Games	Record
Double-Double	0	0	0-0
10+ Points	2	2	2-0
10+ Rebounds	0	0	0-0
Tm-High Points	0	0	0-0
Tm-High Rebs.	0	0	0-0
Tm-High Assts.	0	0	0-0

Career Highs – All Games

Pts 12 at LA Tech, 11/12/12
FG 4, 3x, last vs. Furman, 12/9/12
FGA 13 vs. Savannah St., 11/15/12
FG % .. .400 (4-10) at LA Tech, 11/12/12
3FG... 1, 3x, last vs. Hampton, 11/22/12
3FGA..... 3 vs. Savannah St., 11/15/12
3FG %.... .500 (1-2) at LA Tech, 11/15/12
FT..... 3 at LA Tech, 11/15/12
FTA... 4, 2x, last at LA Tech, 11/15/12
FT % 1.000 (2-2), 2x, last vs. Furman, 12/9/12
Rebs..... 6 vs. Savannah St., 11/15/12
Off Rebs..... 5 vs. Savannah St., 11/15/12
Def Rebs... 2, 2x, last vs. FGCU, 11/23/12
Blks 2 vs. Furman, 12/9/12
Stls.. 1, 3x, last vs. Hampton, 11/22/12
Assts 2 vs. Elon, 11/9/12
Min..... 24 vs. Savannah St., 11/15/12

Career – SEC Games

Pts
FG
FGA
FG %
3FG
3FGA.....
3FG %
FT.....
FTA.....
FT %
Rebs.....
Off Rebs.....
Def Rebs.....
Blks
Stls.....
Assts
Min.....

Season Highs – All Games

Pts 12 at LA Tech, 11/12
FG 4, 2x, last vs. Sav. St., 11/15
FGA..... 13 vs. Savannah St., 11/15
FG %400 (4-10) at LA Tech, 11/12
3FG..... 1, 3x, last vs. Hampton, 11/22
3FGA..... 3 vs. Savannah St., 11/15
3FG %..... .500 (1-2) at LA Tech, 11/15
FT..... 3 at LA Tech, 11/15
FTA..... 4, 2x, last at LA Tech, 11/15
FT % 1.000 (2-2), 2x, last vs. Furman, 12/9/12
Rebs..... 6 vs. Savannah St., 11/15
Off Rebs..... 5 vs. Savannah St., 11/15
Def Rebs..... 2, 2x, last vs. FGCU, 11/23
Blks 2 vs. Furman, 12/9/12
Stls..... 1, 3x, last vs. Hampton, 11/22
Assts 2 vs. Elon, 11/9
Min..... 24 vs. Savannah St., 11/15

Season Highs – SEC Games

Pts
FG
FGA
FG %
3FG
3FGA.....
3FG %
FT.....
FTA.....
FT %
Rebs.....
Off Rebs.....
Def Rebs.....
Blks
Stls.....
Assts
Min.....

2012-13 Game-by-Game Stats

Date	Opponent	GS	MIN	FG-A	3FG-A	FT-A	Reb	PF	A	TO	B	S	TP
11/9	Elon	18	0-3	0-2	1-4	2	2	2	1	0	1	1	1
11/12	at LA Tech	23	4-10	1-2	3-4	3	3	0	1	0	0	12	
11/15	Savannah State	24	4-13	1-3	0-0	6	2	0	2	1	0	9	
11/18	Clemson	18	1-6	0-2	2-2	1	3	1	1	0	1	4	
11/22	vs. Hampton	14	1-3	1-1	0-0	2	0	0	2	0	1	3	
11/23	vs. Fla. Gulf Coast	16	1-4	0-0	0-0	5	3	1	1	0	0	2	
11/24	vs. DePaul	6	1-2	0-0	0-0	1	1	0	1	1	0	2	
11/28	Drexel	3	0-1	0-1	0-0	0	0	0	0	0	0	0	
12/2	at Seton Hall	11	1-4	0-1	0-1	1	0	0	0	0	0	2	
12/9	vs. Furman	23	4-9	0-2	2-2	3	1	1	0	2	0	10	
12/19	Stanford	3	0-0	0-0	0-0	0	2	0	0	0	0	0	
12/21	SC State	16	0-3	0-2	2-2	1	0	0	2	0	0	2	
12/29	Western Carolina	19	3-8	0-1	0-0	2	0	0	0	0	0	6	
Totals		0	194	20-66	3-17	10-15	27	17	5	11	4	3	53
			14.9	.303	.176	.667	2.1						4.1



Khadijah Sessions

#5

- Has played in every game this season
- Has led the team in assists once (Furman)
- Matched her season high with eight points against SC State (Dec. 21), shooting 6-of-8 from the free throw line
- Swiped a pair of steals at Seton Hall (Dec. 2)
- Hit her first career 3-pointer against Florida Gulf Coast (Nov. 23)
- Had a well-rounded game against Savannah State (Nov. 15) with four assists, three steals and six points
- Scored her eight points in just 10 minutes on the court against Elon (Nov. 9)

**5-8 • Freshman
Guard
Myrtle Beach, S.C.
Myrtle Beach**

Miscellaneous Stats			
	2012-13	Career	Career
	Games	Games	Record
Double-Double	0	0	0-0
10+ Points	0	0	0-0
10+ Rebounds	0	0	0-0
Tm-High Points	0	0	0-0
Tm-High Rebs.	0	0	0-0
Tm-High Assts.	1	1	1-0

Career Highs – All Games

Pts 8, 2x, last vs. SC State, 12/21/12

FG 3, 3x, last vs. WCU, 12/29/12

FGA 8 vs. DePaul, 11/24/12

FG %... .750 (3-4) vs. Sav. St., 11/15/12

3FG 1, 3x, last vs. WCU, 12/29/12

3FGA 3, 2x, last vs. Furman, 12/9/12

3FG %... .333 (1-3) vs. FGCU, 11/23/12

FT 6 vs. SC State, 12/21/12

FTA 8 vs. SC State, 12/21/12

FT %750 (6-8) vs. SC St., 12/21/12

Rebs 3 vs. Savannah State, 11/15/12

Off Rebs... 2 vs. Savannah St., 11/15/12

Def Rebs..... 2 vs. Furman, 12/9/12

Blks 1, 2x, last vs. WCU, 12/29/12

Stls 3 vs. Savannah State, 11/15/12

Assts 4 vs. Savannah State, 11/15/12

Min 23 vs. Furman 12/9/12

Season Highs – All Games

Pts 8, 2x, last vs. SC State, 12/21

FG 3, 3x, last vs. WCU, 12/29

FGA 8 vs. DePaul, 11/24

FG %750 (3-4) vs. Sav. St., 11/15

3FG 1, 3x, last vs. WCU, 12/29

3FGA 3, 2x, last vs. Furman, 12/9

3FG %333 (1-3) vs. FGCU, 11/23

FT 6 vs. SC State, 12/21

FTA 8 vs. SC State, 12/21

FT %750 (6-8) vs. SC State, 12/21

Rebs 3 vs. Savannah State, 11/15

Off Rebs 2 vs. Savannah St., 11/15

Def Rebs..... 2 vs. Furman, 12/9/12

Blks 1, 2x, last vs. WCU, 12/29

Stls 3 vs. Savannah State, 11/15

Assts 4 vs. Savannah State, 11/15

Min 23 vs. Furman 12/9/12

Career – SEC Games

Pts

FG

FGA

FG %

3FG

3FGA

3FG %

FT

FTA

FT %

Rebs

Off Rebs

Def Rebs

Blks

Stls

Assts

Min

Season Highs – SEC Games

Pts

FG

FGA

FG %

3FG

3FGA

3FG %

FT

FTA

FT %

Rebs

Off Rebs

Def Rebs

Blks

Stls

Assts

Min

2012-13 Game-by-Game Stats

Date	Opponent	GS	MIN	FG-A	3FG-A	FT-A	Reb	PF	A	TO	B	S	TP
11/9	Elon	10	3-7	0-1	2-3	0	1	0	1	0	0	0	8
11/12	at LA Tech	8	1-1	0-0	1-2	1	0	1	1	0	1	3	
11/15	Savannah State	19	3-4	0-1	0-0	3	1	4	1	0	3	6	
11/18	Clemson	15	0-3	0-2	3-5	1	1	1	2	0	0	3	
11/22	vs. Hampton	9	1-2	0-0	0-0	1	0	1	3	0	0	2	
11/23	vs. Fla. Gulf Coast	21	2-5	1-3	0-0	1	2	2	1	0	1	5	
11/24	vs. DePaul	21	2-8	0-1	2-3	1	1	0	0	0	0	6	
11/28	Drexel	7	1-1	1-1	0-2	0	0	0	1	0	1	3	
12/2	at Seton Hall	15	1-5	0-2	1-3	1	0	1	0	0	2	3	
12/9	vs. Furman	23	2-5	0-3	3-4	2	1	2	1	1	1	7	
12/19	Stanford	9	0-1	0-1	0-0	0	1	0	0	0	0	0	
12/21	SC State	17	1-2	0-0	6-8	1	0	1	2	0	1	8	
12/29	Western Carolina	18	3-6	1-2	0-0	2	0	2	2	1	0	7	
Totals		0	192	20-50	3-17	18-30	14	8	15	15	2	10	61
			14.8	.400	.176	.600	1.1	1.2					4.7



IEASIA WALKER

#2

**5-8 • Senior
Guard
Amityville, N.Y.
Copiague**

- Named to the 2012 Preseason All-SEC Second Team
- Has started every game this season, 83 in her career
- Is one of just 13th Gamecocks to collect 200 career steals, hitting the mark with five against Western Carolina (Dec. 29)
- Ranks fifth in the SEC in minutes played per game (30.8) and eighth in steals per game (2.5)
- Is third among active SEC players with 201 career steals and fifth among the group with 242 career assists
- Has led the team in scoring one time (DePaul)
- Has led the team in assists seven times (Elon, at LA Tech, Savannah St., Clemson, Drexel, Stanford, WCU)
 - Has led the team in rebounding one time (Clemson)
 - Has scored in double figures five times (Elon, at LA Tech, Savannah St., vs. DePaul, Stanford)
 - Has handed out five or more assists two times (at LA Tech, Savannah St.)
 - Has swiped three more steals six times (Elon, Clemson, Furman, Stanford, SC State, WCU)
 - Has swiped 20 steals over last four games (Furman, #1/1 Stanford, SC State, WCU)
- Stuffed the box score with nine points, four assists and five steals against Western Carolina (Dec. 29)
- Tied her career high with six steals against SC State (Dec. 21)
- Scored 15 points against #1/1 Stanford (Dec. 19), including four in the final minute to keep chance of win alive, while handing out three assists and swiping four steals, one of which she turned into a

Miscellaneous Stats

	2012-13 Games	Career Games	Career Record		2012-13 Games	Career Games	Career Record
Dbl-DbI	0	1	1-0	5+ Assists	2	15	12-3
30+ Points	0	1	1-0	5+ Steals	3	7	5-2
20+ Points	0	4	2-2	Tm-High Pts	1	21	11-10
10+ Points	5	48	29-19	Tm-High Rebs	1	9	6-3
10+ Rebs	0	1	1-0	Tm-High Assts	7	35	22-13

layout that earned her the No. 9 spot on ESPN SportsCenter's Top 10

- Played 43 minutes against Drexel (Nov. 28), locking down Dragons' top scorer for the final nine minutes of the game to finish off comeback win
- Handed out a career-high eight assists at Louisiana Tech (Nov. 12), including five on the first seven baskets of the game

Career Highs – All Games

Pts 30 vs. Clemson, 11/18/10
FG 13 vs. Clemson, 11/18/10
FGA 23 vs. Tennessee, 1/20/11
FG %750 (3-4), 2x, last vs. Sav. St. 11/15/12
3FG 4 vs. Florida, 1/9/11
3FGA ... 9, 2x, last vs. Penn St., 11/20/11
3FG % ... 1.000 (2-2) vs. Clemson, 11/18/10
FT 8, 2x, last at Alabama, 2/19/12
FTA 14 vs. Ole Miss, 3/3/11
FT % ... 1.000 (6-6) vs. Tenn., 2/17/11
Rebs 11 at Ole Miss, 1/16/11
Off Rebs 6 vs. Tennessee, 1/20/11
Def Rebs 9 at Ole Miss, 1/16/11
Blks ... 2, 6x, last vs. SC State, 12/21/12
Stls ... 6, 2x, last vs. SC State, 12/21/12
Assts 8 at LA Tech, 11/12/12
Min ... 43, 2x, last vs. Drexel, 11/28/12

Season Highs – All Games

Pts 15 vs. Stanford, 12/19
FG 5 2x last vs. Stanford, 12/19
FGA 15 vs. Stanford, 12/19
FG %750 (3-4) vs. Sav. St., 11/15
3FG 3, 2x, last vs. Sav. St., 11/15
3FGA 6 at LA Tech, 11/12
3FG %750 (3-4) vs. Sav. St., 11/15
FT 5 vs. Clemson, 11/18
FTA 5 vs. Clemson, 11/18
FT % ... 1.000 (5-5) vs. Clemson, 11/18
Rebs 8 vs. Clemson, 11/18
Off Rebs 3 vs. Elon, 11/9
Def Rebs 6 vs. Clemson, 11/18
Blks 2 vs. SC State, 12/21
Stls 6 vs. SC State, 12/21
Assts 8 at LA Tech, 11/12
Min 43 vs. Drexel, 11/28

Career – SEC Games

Pts 24 vs. Tennessee, 1/20/11
FG 10 vs. Tennessee, 1/20/11
FGA 23 vs. Tennessee, 1/20/11
FG %600 (3-5) vs. Kentucky, 1/14/10
3FG 4 vs. Florida, 1/9/11
3FGA 9 at Ole Miss, 1/16/11
3FG % 1.000 (2-2) at Auburn, 2/4/10
FT 8, 2x, last at Alabama, 2/19/12
FTA 10, 3x, last at Alabama, 2/19/12
FT % ... 1.000 (6-6) at Tennessee, 2/17/11
Rebs 11 at Ole Miss, 1/16/11
Off Rebs 6 vs. Tennessee, 1/20/11
Def Rebs 9 at Ole Miss, 1/16/11
Blks ... 2, 2x, last vs. Miss. St., 1/29/12
Stls 5 vs. Alabama, 1/23/11
Assts ... 7 vs. Mississippi State, 1/29/12
Min 43 at Ole Miss, 1/16/11

Season Highs – SEC Games

Pts
FG
FGA
FG %
3FG
3FGA
3FG %
FT
FTA
FT %
Rebs
Off Rebs
Def Rebs
Blks
Stls
Assts
Min

2012-13 Game-by-Game Stats

Date	Opponent	GS	MIN	FG-A	3FG-A	FT-A	Reb	PF	A	TO	B	S	TP	
11/9	Elon	*	24	5-12	0-3	3-3	4	1	4	1	0	3	13	
11/12	at LA Tech	*	35	3-10	3-6	1-2	3	2	8	1	1	2	10	
11/15	Savannah State	*	29	3-4	3-4	1-2	1	1	5	5	0	0	10	
11/18	Clemson	*	31	2-7	0-4	5-5	8	1	4	5	0	4	9	
11/22	vs. Hampton	*	34	2-7	2-5	0-4	2	1	1	5	0	0	6	
11/23	vs. Fla. Gulf Coast	*	25	2-6	2-5	0-0	1	0	2	2	0	0	6	
11/24	vs. DePaul	*	32	4-11	0-3	3-4	6	0	0	2	1	1	11	
11/28	Drexel	*	43	1-10	1-4	3-4	2	2	2	1	2	6	6	
12/2	at Seton Hall	*	36	2-7	2-5	0-3	3	2	1	4	1	1	6	
12/9	vs. Furman	*	21	4-10	0-3	1-1	3	1	1	2	0	5	9	
12/19	Stanford	*	35	5-15	2-5	3-4	3	4	3	0	0	4	15	
12/21	SC State	*	28	0-3	0-1	0-0	1	3	3	5	2	6	0	
12/29	Western Carolina	*	28	3-5	1-1	2-3	1	3	4	1	0	5	9	
Totals			13	401	36-107	16-49	22-35	38	21	38	34	6	33	110
				30.8	.336	.327	.629	2.9	2.9		2.5	8.5		



Aleighsa Welch WELCH

#24

**6-0 • Sophomore
Forward
Goose Creek, S.C.
Goose Creek**

- Has started every game this season
- Is tied for the SEC lead and 22nd in the nation with six double-doubles (Savannah St., vs. Hampton, vs. FGCU, Drexel, at Seton Hall, SC State) – the first of her career
- Leads the SEC in offensive rebounds per game (4.9), ranks second in total rebounds per game, is 20th in scoring and holds 10th in free throw percentage
- Has led the team in scoring four times (Savannah St., vs. Hampton, at Seton Hall, Stanford)
- Has led the team in rebounding five times (at LA Tech, Savannah St., vs. FGCU, Drexel, SC State)
- Has scored in double figures nine times (at LA Tech, Savannah St., vs. Hampton, vs. FGCU, Drexel, at Seton Hall, Furman, Stanford, SC State) – including the last five games straight
- Has pulled down double-digit rebounds seven times (Savannah St., vs. Hampton, vs. FGCU, vs. DePaul, Drexel, at Seton Hall)
- Tied her career high with eight offensive rebounds among her 14 against SC State (Dec. 21) while also adding 16 points for her sixth double-double of the season
- Scored 13 of her 17 points against #1/1 Stanford (Dec. 19) in the second half, including a free throw to tie the game with 1:14 left to play
- Snagged a career-high 15 rebounds against Drexel (Nov. 28), the second-most in the SEC this season
- Named Paradise Jam Most Outstanding Player after averaging 10.3 points and 9.3 rebounds to guide team to the Reef Division title
- Scored 10 of team's first 13 second-half points to pull away from Hampton (Nov. 22)
- Posted first career double-double with 13 points and 12 rebounds against Savannah State (Nov. 15)
- Was great on the inside at Louisiana Tech (Nov. 12), to finish with 14 points, eight rebounds, two blocks and two steals

Miscellaneous Stats

	2012-13 Games	Career Games	Career Record
Double-Double	6	6	6-0
10+ Points	9	19	16-3
10+ Rebounds	7	9	8-1
Tm-High Points	4	8	5-3
Tm-High Rebs.	5	21	18-3
Tm-High Assts.	1	1	1-0

Career Highs – All Games

Pts19 vs. Vanderbilt, 1/15/12
FG7 vs. Vanderbilt, 1/15/12
FGA11 at Seton Hall, 12/2/12
FG %... 1.000 (4-4) vs. Presby., 11/27/11
FT 10 at Xavier, 11/30/11
FTA 15 at Xavier, 11/30/11
FT %... 1.000 (3-3) vs. SC St., 12/14/11
Rebs 15 vs. Drexel, 11/28/12
Off Rebs ... 8, 3x, last vs. SC St., 12/21/12
Def Rebs ... 8 vs. Savannah St., 11/15/12
Blks 4 at NC State, 12/4/11
Stls 3, 2x, last vs. Elon, 11/9/12
Assts 2, 3x, last vs. WCU, 12/29/12
Min 42 vs. Drexel, 11/28/12

Career – SEC Games

Pts19 vs. Vanderbilt, 1/15/12
FG7 vs. Vanderbilt, 1/15/12
FGA 10, 2x, last at LSU, 1/12/12
FG %... 1.000 (3-3), 3x, last at Arke, 2/9/12
FT 5, 2x, last at Vandy, 1/22/12
FTA... 7, 2x, last at Vanderbilt, 1/22/12
FT %... .833 (5-6) vs. Vanderbilt, 1/5/12
Rebs 10 vs. Alabama, 1/1/12
Off Rebs 6 vs. Vanderbilt, 1/5/12
Def Rebs 7 at Tennessee, 2/2/12
Blks 2, 3x, last vs. Florida, 2/12/12
Stls 2, 2x, last vs. Florida, 2/12/12
Assts 1, 9x, last at Alabama, 2/19/12
Min 31 vs. Kentucky, 1/15/12

Season Highs – All Games

Pts 17 vs. Stanford, 12/19
FG 7 vs. Stanford, 12/19
FGA 11 at Seton Hall, 12/2
FG %... .857 (6-7), 2x, last vs. FGCU, 11/23
FT 6, 2x, last vs. SC State, 12/21
FTA 9 vs. SC State, 12/21
FT % 1.000 (3-3) vs. Sav. St., 11/15
Rebs 15 vs. Drexel, 11/28
Off Rebs ... 8, 2x, last vs. SC St., 12/21
Def Rebs 8 vs. Savannah St., 11/15
Blks 2 at LA Tech, 11/12
Stls 3 vs. Elon, 11/9
Assts 2, 2x, last vs. WCU, 12/29
Min 42 vs. Drexel, 11/28

Season Highs – SEC Games

Pts
FG
FGA
FG %
FT
FTA
FT %
Rebs
Off Rebs
Def Rebs
Blks
Stls
Assts
Min

2012-13 Game-by-Game Stats

Date	Opponent	GS	MIN	FG-A	3FG-A	FT-A	Reb	PF	A	TO	B	S	TP
11/9	Elon	*	25	4-6	0-0	1-2	9	1	1	2	0	3	9
11/12	at LA Tech	*	26	4-6	0-0	6-8	8	3	1	0	2	2	14
11/15	Savannah State	*	22	5-6	0-0	3-3	12	0	0	1	0	0	13
11/18	Clemson	*	25	2-4	0-0	3-5	6	2	0	3	1	1	7
11/22	vs. Hampton	*	31	6-7	0-0	4-6	11	0	1	7	0	1	16
11/23	vs. Fla. Gulf Coast	*	23	6-7	0-0	2-3	11	1	0	1	0	0	14
11/24	vs. DePaul	*	26	3-7	0-0	3-6	10	3	1	2	0	0	9
11/28	Drexel	*	42	5-7	1-1	1-3	15	1	0	2	0	0	12
12/2	at Seton Hall	*	32	5-11	0-0	4-4	10	1	0	2	0	1	14
12/9	vs. Furman	*	17	3-4	0-0	5-6	3	0	0	0	0	0	11
12/19	Stanford	*	34	7-10	0-0	3-6	5	3	2	0	0	0	17
12/21	SC State	*	26	5-6	0-0	6-9	14	0	0	2	0	1	16
12/29	Western Carolina	*	18	3-4	0-0	2-2	6	0	2	1	0	1	8
Totals		13	347	58-85	1-1	43-63	120	15	8	24	3	10	160
			26.7	.682	1.000	.683	9.2						12.3



SANCHEON WHITE

- Has started every game this season
- Has led the team in rebounding once (at LA Tech)
- Has scored in double figures two times (vs. FGCU, vs. DePaul)
- Challenged for three offensive rebounds against #1/1 Stanford (Dec. 19) and scored a pull-up jumper to give team 44-42 lead with 2:33 left to play
- Hit tying 3-pointer to send Drexel game (Nov. 28) to overtime and blocked potential game-tying 3-point attempt in last 10 seconds of extra period
- Scored a career-high 11 points against Florida Gulf Coast (Nov. 23) and followed it with 10 points against DePaul the next day to help team win Paradise Jam Reef Division title

#20

**5-10 • Senior
Guard
Hammond, Ind.
Central Arizona College**

Miscellaneous Stats

	2012-13	Career	Career
	Games	Games	Record
Double-Double	0	0	0-0
10+ Points	2	4	4-0
10+ Rebounds	0	1	0-1
Tm-High Points	0	0	0-0
Tm-High Rebs.	1	4	2-2
Tm-High Assts.	2	4	4-0

Career Highs – All Games

Pts 11 vs. FGCU, 11/23/12
 FG 5, 2x, last, vs. DePaul, 11/24/12
 FGA 11 vs. FGCU, 11/23/12
 FG %800 (4-5) at Xavier, 11/30/11
 3FG 2 vs. Kentucky, 1/15/12
 3FGA 4 at Illinois, 11/11/11
 3FG % 1.000 (2-2) vs. Kentucky 1/15/12
 FT 4, 2x, last at Seton Hall, 12/2/12
 FTA 5 vs. Savannah St., 12/21/11
 FT % 1.000 (4-4) at Seton Hall, 12/2/12
 Rebs 13 at Auburn, 1/19/12
 Off Rebs 6 at Auburn, 1/19/12
 Def Rebs 7 at Auburn, 1/19/12
 Blks 4 vs. Drexel, 11/28/12
 Stls 3, 3x, last vs. Furman, 12/9/12
 Assts 3, 2x, last vs. Presby., 11/27/11
 Min 40 vs. Drexel, 11/28/12

Career – SEC Games

Pts 9, 2x, last vs. Kentucky, 1/15/12
 FG 4 vs. Alabama, 1/1/12
 FGA 9 at Auburn, 1/19/12
 FG % 1.000 (2-2) at Arkansas, 2/9/12
 3FG 2 vs. Kentucky, 1/15/12
 3FGA 2 vs. Kentucky, 1/15/12
 3FG % 1.000 (2-2) vs. Kentucky 1/15/12
 FT 2 vs. Vanderbilt, 1/5/12
 FTA 2 vs. Vanderbilt, 1/5/12
 FT % 1.000 (2-2) vs. Vandy, 1/5/12
 Rebs 13 at Auburn, 1/19/12
 Off Rebs 6 at Auburn, 1/19/12
 Def Rebs 7 at Auburn, 1/19/12
 Blks 2 vs. Alabama, 1/1/12
 Stls 2, 4x, last at Auburn, 1/19/12
 Assts 2 at Vanderbilt, 1/22/12
 Min 25 at Auburn, 1/19/12

Season Highs – All Games

Pts 11 vs. FGCU, 11/23
 FG 5, 2x, last vs. DePaul, 11/24
 FGA 11 vs. FGCU, 11/23
 FG %714 (5-7) vs. DePaul, 11/24
 3FG 1, 6x, last vs. WCU, 12/29
 3FGA 3 vs. SC State, 12/21
 3FG %500 (1-2), 2x, last vs. Drexel, 11/28
 FT 4 at Seton Hall, 12/2
 FTA 4 at Seton Hall, 12/2
 FT % 1.000 (4-4) at Seton Hall, 12/2
 Rebs 8 at LA Tech, 11/12
 Off Rebs 5 at LA Tech, 11/12
 Def Rebs 5 vs. Clemson, 11/18
 Blks 4 vs. Drexel, 11/28
 Stls 3, 2x, last vs. Furman, 12/9
 Assts 2, 6x, last vs. WCU, 12/29
 Min 40 vs. Drexel, 11/28

Season Highs – SEC Games

Pts
 FG
 FGA
 FG %
 3FG
 3FGA
 3FG %
 FT
 FTA
 FT %
 Rebs
 Off Rebs
 Def Rebs
 Blks
 Stls
 Assts
 Min

2012-13 Game-by-Game Stats

Date	Opponent	GS	MIN	FG-A	3FG-A	FT-A	Reb	PF	A	TO	B	S	TP
11/9	Elon	*	13	4-6	0-0	0-0	1	1	2	0	0	0	8
11/12	at LA Tech	*	33	2-7	0-1	0-0	8	2	2	1	1	2	4
11/15	Savannah State	*	20	3-7	1-2	2-2	4	2	1	0	0	0	9
11/18	Clemson	*	20	1-3	0-2	1-2	6	3	0	1	1	1	3
11/22	vs. Hampton	*	30	0-3	0-0	0-0	6	2	0	0	0	1	0
11/23	vs. Fla. Gulf Coast	*	29	5-11	1-1	0-1	5	0	2	2	0	3	11
11/24	vs. DePaul	*	35	5-7	0-1	0-1	5	2	0	1	0	1	10
11/28	Drexel	*	40	1-7	1-2	2-2	4	3	2	0	4	2	5
12/2	at Seton Hall	*	26	2-6	0-2	4-4	1	0	0	0	1	1	8
12/9	vs. Furman	*	23	1-6	0-1	0-0	2	1	2	0	2	3	2
12/19	Stanford	*	34	2-9	1-3	0-0	3	1	0	1	1	1	5
12/21	SC State	*	17	1-6	1-3	0-0	1	3	0	2	0	0	3
12/29	Western Carolina	*	23	3-5	1-1	0-0	2	2	2	1	0	0	7
Totals			13	343	30-83	6-19	9-12	48	22	13	9	10	75
				26.4	.361	.316	.750	3.7	1.0		1.2	5.8	



Official Basketball Box Score -- Game Totals -- Final Statistics
Elon vs South Carolina
11/09/12 7 p.m. at Columbia, S.C./Colonial Life Arena



Elon 44 • 0-1

#	Player	Total		3-Ptr		Rebounds			PF	TP	A	TO	Blk	Stl	Min
		FG	FGA	FG	FGA	FT	FTA	Off							
02	EVANS, Kelsey	f	2-7	0-0	4-4	1	2	3	3	8	0	1	1	1	26
01	STEPHENSON, Zora	g	2-3	1-2	0-0	0	1	1	1	5	0	0	0	1	23
11	FORD, Ali	g	3-6	1-3	1-2	0	1	1	3	8	2	8	0	1	30
23	HARRIS, Kelsey	g	0-8	0-1	2-2	6	3	9	2	2	1	1	0	26	
24	COFFER, Sam	g	2-6	0-1	2-2	2	3	5	2	6	0	2	0	26	
05	REDMOND, Shon		5-13	0-0	0-1	2	3	5	4	10	1	7	0	22	
10	HUDSON, Lauren		0-0	0-0	0-0	0	0	0	0	0	0	0	0	3	
15	RAZOR, Nicole		0-1	0-0	0-0	0	0	0	0	0	0	0	0	2	
21	COCHRAHAM, Shannen		1-2	0-0	1-2	2	2	4	5	3	0	0	0	14	
22	FARMER, Jessica		1-3	0-0	0-0	1	1	2	3	2	0	2	1	20	
32	CARTER, Autumn		0-5	0-0	0-0	0	0	0	0	0	0	0	0	8	
	Team					2	1	3							
	Totals		16-54	2-7	10-13	16	17	33	23	44	4	22	3	7	200

FG % 1st Half: 10-25 40.0% 2nd half: 6-29 20.7% Game: 16-54 29.6%
3FG % 1st Half: 1-2 50.0% 2nd half: 1-5 20.0% Game: 2-7 28.6%
FT % 1st Half: 4-4 100.0% 2nd half: 6-9 66.7% Game: 10-13 76.9%

South Carolina 77 • 1-0

#	Player	Total		3-Ptr		Rebounds			PF	TP	A	TO	Blk	Stl	Min
		FG	FGA	FG	FGA	FT	FTA	Off							
21	BRUNER, Ashley	f	7-11	0-0	1-5	3	0	3	0	15	0	2	0	0	24
24	WELCH, Aleighsa	f	4-6	0-0	1-2	5	4	9	1	9	1	2	0	3	25
03	WALKER, Ieasia	g	5-12	0-3	3-3	3	1	4	1	13	4	1	0	3	24
20	WHITE, Sancheon	g	4-6	0-0	0-0	0	1	1	1	8	2	0	0	0	13
25	MITCHELL, Tiffany	g	4-6	0-1	1-2	0	2	2	1	9	3	1	0	1	23
05	SESSIONS, Khadijah		3-7	0-1	2-3	0	0	0	1	8	0	1	0	0	10
12	MONTOUT, Wilka		0-3	0-2	1-4	2	0	2	2	1	2	1	0	1	18
15	DAVIS, Tiffany		2-4	0-1	2-2	1	2	3	1	6	3	2	0	5	20
31	DOZIER, Asia		0-8	0-6	4-7	4	6	10	4	4	0	2	1	0	26
33	IBIAM, Elem		2-7	0-0	2	6	5	11	0	4	0	3	2	1	17
	Team					5	3	8							
	Totals		31-70	0-14	15-30	29	24	53	12	77	15	15	3	14	200

FG % 1st Half: 17-30 56.7% 2nd half: 14-40 35.0% Game: 31-70 44.3%
3FG % 1st Half: 0-3 0.0% 2nd half: 0-11 0.0% Game: 0-14 0.0%
FT % 1st Half: 7-13 53.8% 2nd half: 8-17 47.1% Game: 15-30 50.0%

Officials: Kelly Johnson, Ed Sidlasky, Kim Thebo
Technical fouls: Elon-None. South Carolina-None.
Attendance: 2912

Score by periods	1st	2nd	Total
Elon	25	19	44
South Carolina	41	36	77

Last FG - ELON 2nd-05:13, SC 2nd-01:11. Largest lead - ELON None, SC by 33 2nd-01:11. Score tied - 0 times. Lead changed - 0 times.



Official Basketball Box Score -- Game Totals -- Final Statistics
South Carolina vs Louisiana Tech
11/12/12 7 p.m. at Thomas Assembly Center Ruston, La.



South Carolina 82 • 2-0, 0-0 SEC

#	Player	Total		3-Ptr		Rebounds			PF	TP	A	TO	Blk	Stl	Min
		FG	FGA	FG	FGA	FT	FTA	Off							
02	WALKER, Ieasia	*	3-10	3-6	1-2	1	2	3	2	10	8	1	1	2	35
20	WHITE, Sancheon	*	2-7	0-1	0-0	5	3	8	2	4	2	1	1	2	33
21	BRUNER, Ashley	*	8-10	0-0	1-3	0	2	2	3	17	3	0	0	0	22
24	WELCH, Aleighsa	*	4-6	0-0	6-8	4	4	8	3	14	1	0	2	2	26
25	MITCHELL, Tiffany	*	5-11	0-2	3-4	2	6	8	2	13	0	2	0	0	25
05	SESSIONS, Khadijah		1-1	0-0	1-2	1	0	1	0	3	1	1	0	1	8
12	MONTOUT, Wilka		4-10	1-2	3-4	1	2	3	3	12	0	1	0	0	23
15	DAVIS, Tiffany		1-1	1-1	1-2	0	1	1	0	4	0	0	0	0	6
31	DOZIER, Asia		2-5	1-4	0-0	1	1	2	2	5	5	0	0	2	22
	Team					0	6	6							
	Totals		30-61	6-16	16-25	15	27	42	17	82	20	7	4	9	200

FG % 1st Half: 14-33 42.4% 2nd half: 16-28 57.1% Game: 30-61 49.2%
3FG % 1st Half: 4-9 44.4% 2nd half: 2-7 28.6% Game: 6-16 37.5%
FT % 1st Half: 8-12 66.7% 2nd half: 8-13 61.5% Game: 16-25 64.0%

Louisiana Tech 58 • 0-2, 0-0 WAC

#	Player	Total		3-Ptr		Rebounds			PF	TP	A	TO	Blk	Stl	Min
		FG	FGA	FG	FGA	FT	FTA	Off							
01	Borum, Janay	*	2-6	0-0	0-0	0	1	1	2	4	5	4	0	1	20
02	Frazier, Whitney	*	1-7	0-1	1-2	0	2	2	4	3	0	1	0	1	23
04	Vucinic, Jelena	*	0-2	0-1	0-0	0	0	0	1	0	0	0	0	0	17
10	Lewis, Brittany	*	3-5	1-1	3-4	2	3	5	0	10	0	0	0	0	21
23	Perry, Lulu	*	6-14	2-7	2-4	0	2	2	0	16	3	2	0	0	38
00	Hayes, Courtney		2-4	0-1	0-0	1	4	5	3	4	2	0	0	0	13
03	Bryant, Jasmine		3-6	0-0	4-4	2	2	4	4	10	0	1	0	0	19
15	Jefferson, Brittney		0-3	0-0	2-6	0	3	3	2	2	0	0	0	1	26
21	Andrews, Kanedria		0-0	0-0	0-0	0	0	0	0	2	0	1	0	0	6
30	Anderson, Tavasha		3-4	0-0	3-4	1	0	1	1	9	1	2	0	0	15
33	Langston, Savanna		0-0	0-0	0-0	0	0	0	0	0	1	0	0	0	2
	Team					0	4	4							
	Totals		20-51	3-11	15-24	6	21	27	19	58	12	12	0	3	200

FG % 1st Half: 10-25 40.0% 2nd half: 10-26 38.5% Game: 20-51 39.2%
3FG % 1st Half: 1-4 25.0% 2nd half: 2-7 28.6% Game: 3-11 27.3%
FT % 1st Half: 6-10 60.0% 2nd half: 9-14 64.3% Game: 15-24 62.5%

Officials: Marlon Ramsey, John Fletcher, Kyle Bacon
Technical fouls: South Carolina-None. Louisiana Tech-None.
Attendance: 2160

Score by periods	1st	2nd	Total
South Carolina	40	42	82
Louisiana Tech	27	31	58

Last FG - SC 2nd-00:56, LATECH 2nd-01:14. Largest lead - SC by 24 2nd-00:56, LATECH by 1 1st-19:25. Score tied - 2 times. Lead changed - 1 time.



Official Basketball Box Score -- Game Totals -- Final Statistics
Savannah State vs South Carolina
11/15/12 7 p.m. at Columbia, S.C./Colonial Life Arena



Savannah State 47 • 1-1

#	Player	Total		3-Ptr		Rebounds			PF	TP	A	TO	Blk	Stl	Min
		FG	FGA	FG	FGA	FT	FTA	Off							
14	HOGUE, Erin	f	3-9	0-0	3-7	3	4	7	2	9	1	1	0	1	32
24	GREENE, Charmaine	f	1-3	0-0	0-0	2	1	3	3	2	0	1	1	1	14
04	NORMAN, Jasmine	g	4-7	1-2	0-0	1	1	2	1	9	1	1	1	1	19
23	KALU, Ezinne	g	4-13	0-1	2-5	1	2	3	3	10	3	3	0	1	37
35	THOMAS, Andrietta	g	4-10	0-0	4-4	1	2	3	1	12	1	2	0	0	27
05	UBA, Blessing		0-2	0-1	0-0	1	0	1	1	0	0	1	0	0	15
11	CUK, Smiljana		0-0	0-0	0-0	0	1	1	0	0	0	0	0	0	4
13	THOMAS, Jasmine		0-0	0-0	0-0	0	1	1	0	0	0	1	0	0	11
15	WILLIAMS, Jerryshia		0-1	0-0	0-0	0	1	1	0	0	0	0	0	0	11
21	KIRKLAND, Jasmine		0-0	0-0	0-0	0	1	1	0	0	0	1	0	1	7
22	TAYLOR, Alexandria		2-2	1-1	0-0	0	0	0	2	5	2	1	2	0	9
55	FRAZIER, Chantrell		0-3	0-0	0-0	0	0	0	0	0	0	1	1	1	14
	Team					1	2	3							
	Totals		18-50	2-5	9-16	10	16	26	13	47	8	12	5	6	200

FG % 1st Half: 7-24 29.2% 2nd half: 11-26 42.3% Game: 18-50 36.0%
3FG % 1st Half: 0-3 0.0% 2nd half: 2-2 100.0% Game: 2-5 40.0%
FT % 1st Half: 6-10 60.0% 2nd half: 3-6 50.0% Game: 9-16 56.3%

South Carolina 78 • 3-0

#	Player	Total		3-Ptr		Rebounds			PF	TP	A	TO	Blk	Stl	Min
		FG	FGA	FG	FGA	FT	FTA	Off							
21	BRUNER, Ashley	f	4-9	0-0	0-3	5	7	12	2	8	1	2	0	0	23
24	WELCH, Aleighsa	f	5-6	0-0	3-3	4	8	12	0	13	0	1	0	0	22
03	WALKER, Ieasia	g	3-4	3-4	1-2	1	0	1	1	10	5	5	0	0	29
20	WHITE, Sancheon	g	3-7	1-2	2-2	2	2	4	2						



Official Basketball Box Score -- Game Totals -- Final Statistics
Hampton vs South Carolina
 11/22/12 2:15 p.m.AST at St. Thomas, U.S. Virgin Islands



Hampton 34 • 4-1

#	Player	Total			3-Ptr			Rebounds			PF	TP	A	TO	Blk	Stl	Min
		FG	FGA	FT	FTA	Off	Def	Off	Def	Total							
13	AVANT, Keiara	f	1-9	0-1	6-6	2	1	3	4	8	0	3	0	1	35		
21	BENNETT, Alyssa	f	5-20	1-4	2-6	1	7	8	3	13	0	6	0	2	40		
33	WARD, Brielle	f	0-1	0-0	0-0	0	1	1	3	0	0	1	0	0	7		
01	COLE, Kenia	g	0-1	0-0	0-2	0	4	4	1	0	2	1	0	3	26		
02	HAMILTON, Nicole	g	2-15	0-5	2-2	1	2	3	2	6	3	1	1	3	40		
11	PHELPS, Ariel	g	1-1	0-0	0-0	0	1	1	2	2	0	1	0	2	16		
15	JORDAN, Ryan	g	0-2	0-0	0-0	0	0	0	2	0	0	0	0	0	4		
23	GUILFORD, JoNiquia	g	0-0	0-0	0-0	0	1	1	0	0	0	0	0	2	5		
24	ALLEN, Olivia	g	2-6	1-2	0-0	0	2	2	2	5	0	0	0	0	14		
25	BRUNSON, Delia	g	0-0	0-0	0-0	0	0	0	2	0	1	0	0	0	6		
42	AUDAIN, Brascia	g	0-2	0-0	0-0	1	1	2	1	0	0	0	0	0	7		
Team						5	2	7									
Totals			11-57	2-12	10-16	10	22	32	22	34	6	15	1	13	200		

FG % 1st Half: 5-24 20.8% 2nd half: 6-33 18.2% Game: 11-57 19.3%
 3FG % 1st Half: 1-4 25.0% 2nd half: 1-8 12.5% Game: 2-12 16.7%
 FT % 1st Half: 2-4 50.0% 2nd half: 8-12 66.7% Game: 10-16 62.5%

South Carolina 45 • 5-0

#	Player	Total			3-Ptr			Rebounds			PF	TP	A	TO	Blk	Stl	Min
		FG	FGA	FT	FTA	Off	Def	Off	Def	Total							
21	BRUNER, Ashley	f	2-6	0-0	1-9	4	8	12	2	5	2	5	0	1	28		
24	WELCH, Aleighsa	f	6-7	0-0	4-6	6	5	11	0	16	1	7	0	1	31		
25	MITCHELL, Tiffany	g	2-9	1-3	2-4	0	8	8	3	7	2	4	0	1	27		
02	WALKER, Ieasia	g	2-7	2-5	0-4	0	2	2	1	6	1	5	0	0	34		
20	WHITE, Sancheon	g	0-3	0-0	0-0	2	4	6	2	0	0	0	0	1	30		
05	SESSIONS, Khadijah	g	1-2	0-0	0-0	0	1	1	2	2	1	3	0	0	9		
12	MONTOU, Wilka	g	1-3	1-1	0-0	1	1	2	0	3	0	2	0	1	14		
31	DOZIER, Asia	g	1-8	1-4	2-2	0	3	3	5	0	2	0	0	0	19		
33	IBIAM, Elem	g	0-1	0-0	1-2	0	5	5	1	1	0	0	1	0	8		
Team						5	2	7									
Totals			15-46	5-13	10-27	18	39	57	12	45	7	29	1	5	200		

FG % 1st Half: 7-27 25.9% 2nd half: 8-19 42.1% Game: 15-46 32.6%
 3FG % 1st Half: 3-6 50.0% 2nd half: 2-7 28.6% Game: 5-13 38.5%
 FT % 1st Half: 2-4 50.0% 2nd half: 8-23 34.8% Game: 10-27 37.0%

Officials: Dee Kanter, Bryan Brunette, Geraldine Smith
 Technical fouls: Hampton-None. South Carolina-None.
 Attendance:
 2012 Ezybonds Global Payments Paradise Jam Women's Basketball Tournament
 Presented by Basketball Travelers

Score by periods	1st	2nd	Total
Hampton	13	21	34
South Carolina	19	26	45

Last FG - HAM 2nd-01:40, SC 2nd-02:08.
 Largest lead - HAM None, SC by 15 2nd-11:30.

Points in Paint: HAM 12, SC 19
 Off T/O: HAM 4, SC 15
 2nd Chance: HAM 6, SC 8
 Fast Break: HAM 7, SC 11
 Bench: HAM 7, SC 11
 Game tied - 0 times.
 Lead changed - 0 times.



Official Basketball Box Score -- Game Totals -- Final Statistics
DePaul vs South Carolina
 11/24/12 4:30 p.m.AST at St. Thomas, U.S. Virgin Islands



DePaul 46 • 5-2

#	Player	Total			3-Ptr			Rebounds			PF	TP	A	TO	Blk	Stl	Min
		FG	FGA	FT	FTA	Off	Def	Off	Def	Total							
31	PENNY, Jasmine	f	3-11	1-1	0-0	2	2	4	4	7	0	0	0	0	30		
51	HARRY, Katherine	f	5-11	0-2	0-0	2	3	5	3	10	2	2	0	0	31		
12	HRYNKO, Brittany	g	1-13	1-8	1-2	2	2	4	3	4	6	5	0	1	38		
13	JENKINS, Chanise	g	3-10	0-3	0-0	1	3	4	5	6	2	2	0	0	28		
21	ROGOWSKI, Megan	g	5-11	2-4	1-2	4	4	8	1	13	0	1	0	3	34		
20	REYNOLDS, Kelsey	g	0-2	0-0	0-0	0	0	0	2	0	2	0	0	1	22		
22	SCHULTE, Brooke	g	0-0	0-0	0-0	0	1	1	1	0	0	0	0	0	1		
44	HARVEY-CARR, Brandi	g	1-4	0-0	0-0	1	0	1	1	2	0	0	0	0	9		
54	SMITH, KELSEY	g	1-2	0-0	2-2	0	0	0	1	4	0	0	0	0	7		
Team						1	3	4									
Totals			19-64	4-18	4-6	13	18	31	21	46	12	11	0	6	200		

FG % 1st Half: 9-30 30.0% 2nd half: 10-34 29.4% Game: 19-64 29.7%
 3FG % 1st Half: 2-8 25.0% 2nd half: 2-10 20.0% Game: 4-18 22.2%
 FT % 1st Half: 1-2 50.0% 2nd half: 3-4 75.0% Game: 4-6 66.7%

South Carolina 55 • 7-0

#	Player	Total			3-Ptr			Rebounds			PF	TP	A	TO	Blk	Stl	Min
		FG	FGA	FT	FTA	Off	Def	Off	Def	Total							
21	BRUNER, Ashley	f	5-10	0-0	1-7	5	7	12	1	11	0	4	1	1	37		
24	WELCH, Aleighsa	f	3-7	0-0	3-6	5	5	10	3	9	1	2	0	0	26		
02	WALKER, Ieasia	g	4-11	0-3	3-4	2	4	6	0	11	0	2	1	1	32		
20	WHITE, Sancheon	g	5-7	0-1	0-1	2	3	5	2	10	0	1	0	1	35		
25	MITCHELL, Tiffany	g	1-5	0-0	4-8	1	5	6	1	6	0	4	0	2	29		
05	SESSIONS, Khadijah	g	2-8	0-1	2-3	0	1	1	1	6	0	0	0	0	21		
12	MONTOU, Wilka	g	1-2	0-0	0-0	0	1	1	1	2	0	1	1	0	6		
31	DOZIER, Asia	g	0-1	0-1	0-0	0	1	1	0	0	0	0	0	0	4		
33	IBIAM, Elem	g	0-0	0-0	0-0	0	1	1	0	0	0	0	0	0	10		
Team						0	4	4									
Totals			21-51	0-6	13-29	15	32	47	10	55	1	14	3	5	200		

FG % 1st Half: 10-30 33.3% 2nd half: 11-21 52.4% Game: 21-51 41.2%
 3FG % 1st Half: 0-4 0.0% 2nd half: 0-2 0.0% Game: 0-6 0.0%
 FT % 1st Half: 2-5 40.0% 2nd half: 11-24 45.8% Game: 13-29 44.8%

Officials: Dee Kanter, Denise Brooks, Lauren Holtkamp
 Technical fouls: DePaul-None. South Carolina-None.
 Attendance:
 2012 Ezybonds Global Payments Paradise Jam Women's Basketball
 Presented by Basketball Travelers
 South Carolina wins the Reef Division Championship

Score by periods	1st	2nd	Total
DePaul	21	25	46
South Carolina	22	33	55

Last FG - DPU 2nd-00:49, SC 2nd-03:06.
 Largest lead - DPU by 3 2nd-17:45, SC by 14 2nd-03:06.

Points in Paint: DPU 22, SC 26
 Off T/O: DPU 11, SC 15
 2nd Chance: DPU 8, SC 14
 Fast Break: DPU 6, SC 8
 Bench: DPU 8, SC 8
 Game tied - 3 times.
 Lead changed - 5 times.



Official Basketball Box Score -- Game Totals -- Final Statistics
South Carolina vs Florida Gulf Coast
 11/23/12 4:30 p.m.AST at St. Thomas, U.S. Virgin Islands



South Carolina 65 • 6-0

#	Player	Total			3-Ptr			Rebounds			PF	TP	A	TO	Blk	Stl	Min
		FG	FGA	FT	FTA	Off	Def	Off	Def	Total							
21	BRUNER, Ashley	f	7-12	0-1	1-3	3	1	4	2	15	1	3	0	1	27		
24	WELCH, Aleighsa	f	6-7	0-0	2-3	6	5	11	1	14	0	1	0	0	23		
02	WALKER, Ieasia	g	2-6	2-5	0-0	0	1	1	0	6	2	2	0	0	25		
20	WHITE, Sancheon	g	5-11	1-1	0-1	3	2	5	0	11	2	2	0	3	29		
25	MITCHELL, Tiffany	g	3-7	0-0	2-2	5	6	11	1	8	3	3	0	1	28		
05	SESSIONS, Khadijah	g	2-5	1-3	0-0	1	0	1	2	5	2	1	0	1	21		
12	MONTOU, Wilka	g	1-4	0-0	0-0	3	2	5	3	2	1	1	0	0	16		
31	DOZIER, Asia	g	1-6	0-5	0-0	1	0	1	5	2	1	2	0	0	16		
33	IBIAM, Elem	g	0-3	0-0	2-4	1	3	4	0	2	0	0	0	0	15		
Team						1	2	3									
Totals			27-61	4-15	7-13	24	22	46	14	65	12	15	0	6	200		

FG % 1st Half: 14-29 48.3% 2nd half: 13-32 40.6% Game: 27-61 44.3%
 3FG % 1st Half: 3-9 33.3% 2nd half: 1-6 16.7% Game: 4-15 26.7%
 FT % 1st Half: 1-3 33.3% 2nd half: 6-10 60.0% Game: 7-15 46.7%

Florida Gulf Coast 46 • 2-3

#	Player	Total			3-Ptr			Rebounds			PF	TP	A	TO	Blk	Stl	Min
		FG	FGA	FT	FTA	Off	Def	Off	Def	Total							
03	MEADOR, Katie	f	1-1	0-0	0-0	3	0	3	5	2	1	2	0	0	24		
02	GRADINJAN, Taylor	g	1-5	1-3	1-2	0	3	3	1	4	0	2	0	0	21		
05	HANSEN, Sarah	g	7-12	1-4	3-4	3	3	6	2	18	3	0	0	1	29		
23	ADAMS, Betsy	g	0-6	0-6	0-0	0	1	1	3	0	4	0	2	36			
30	IAMSTRONG, Joyce	g	2-7	2-6	0-0	0	2	2	5	6	0	3	0	2	25		
04	MURRELL, Bethany	g	0-1	0-1	0-0												



Official Basketball Box Score -- Game Totals -- Final Statistics
#- /24 South Carolina vs Seton Hall
 12/2/12 2:00 PM at South Orange, N.J. (Walsh Gymnasium)



#- /24 South Carolina 55 • 9-0

#	Player	Total		3-Ptr		Rebounds			PF	TP	A	TO	Blk	Stl	Min
		FG-FGA	FG-FGA	FT-FTA	Off	Def	Tot								
21	BRUNER, Ashley	f	4-8	0-1	1-4	3	4	7	1	9	2	3	0	5	30
24	WELCH, Aleighsa	f	5-11	0-0	4-4	7	3	10	1	14	0	2	0	1	32
02	WALKER, Ieasia	g	2-7	2-5	0-3	1	2	3	2	6	1	4	1	1	36
20	WHITE, Sancheon	g	2-6	0-2	4-4	1	0	1	0	8	0	0	1	1	26
25	MITCHELL, Tiffany	g	4-7	2-2	3-9	3	8	11	3	13	1	4	0	1	28
05	SESSIONS, Khadijah	g	1-5	0-2	1-3	1	0	1	0	3	1	0	0	2	15
12	MONTOUT, Wilka	g	1-4	0-1	0-1	1	0	1	0	2	0	0	0	0	11
31	DOZIER, Asia	g	0-1	0-0	0-0	0	1	1	0	0	0	0	0	0	10
33	IBIAM, Elem	g	0-4	0-0	0-0	0	1	1	1	0	0	0	1	0	12
	Team					0	2	2				1			
	Totals		19-53	4-13	13-28	17	21	38	8	55	5	14	3	11	200

FG % 1st Half: 10-31 32.3% 2nd half: 9-22 40.9% Game: 19-53 35.8% Deadball Rebounds 9,2
 3FG % 1st Half: 1-7 14.3% 2nd half: 3-6 50.0% Game: 4-13 30.8%
 FT % 1st Half: 3-9 33.3% 2nd half: 10-19 52.6% Game: 13-28 46.4%

Seton Hall 42 • 3-5

#	Player	Total		3-Ptr		Rebounds			PF	TP	A	TO	Blk	Stl	Min
		FG-FGA	FG-FGA	FT-FTA	Off	Def	Tot								
13	MASEKO, Alexandra	f	4-6	0-0	0-0	0	0	0	4	8	1	2	0	1	22
44	JOHNSON, Janee	f	3-8	0-0	0-0	2	7	9	2	6	0	2	2	1	35
02	MORRIS, Brittany	g	4-11	2-4	0-0	0	5	5	3	10	2	2	0	1	38
05	BROWN, Alexis	g	3-5	0-0	1-2	0	1	1	5	7	3	5	0	3	28
11	SIMMONS, Ka-Deirdre	g	3-7	1-1	0-0	0	1	1	1	7	5	4	0	4	39
01	RICHARDSON-SMITH, Richard	g	0-4	0-1	0-0	0	1	1	0	0	0	1	2	0	8
03	EKEDIWE, Chizoba	g	0-1	0-0	0-0	1	1	2	5	0	0	2	1	0	10
15	WEBB, Brittany	g	0-0	0-0	0-0	0	1	1	2	0	0	1	0	1	5
22	GREEN, Terry	g	1-3	1-2	0-0	0	3	3	1	3	0	0	0	0	9
55	JONES, Breanna	g	0-0	0-0	1-2	0	0	0	0	1	0	0	0	0	6
	Team					0	3	3				1			
	Totals		18-45	4-8	2-4	3	23	26	23	42	11	20	5	11	200

FG % 1st Half: 10-21 47.6% 2nd half: 8-24 33.3% Game: 18-45 40.0% Deadball Rebounds 3
 3FG % 1st Half: 1-2 50.0% 2nd half: 3-6 50.0% Game: 4-8 50.0%
 FT % 1st Half: 1-2 50.0% 2nd half: 1-2 50.0% Game: 2-4 50.0%

Officials: Denise Brooks, Amy Bonner, Ed Sidlasky
 Technical fouls: #-/24 South Carolina-None. Seton Hall-TEAM.
 Attendance: 432
 Unsporting Technical Foul on SHU HC Anne Donovan with 9:01 remaining in 2nd half.

Score by periods	1st	2nd	Total
#-/24 South Carolina	24	31	55
Seton Hall	22	20	42

In	Off	2nd	Fast	Bench	
Points	Paint	T/O	Chance	Break	
#-/24 South Carolina	30	20	13	6	5
SC SHU	22	10	2	10	4

Last FG - SC 2nd-00:31, SHU 2nd-01:07.
 Largest lead - SC by 16 2nd-04:04, SHU by 6 1st-05:14.
 Score tied - 2 times.
 Lead changed - 5 times.



Official Basketball Box Score -- Game Totals -- Final Statistics
Furman vs #- /21 South Carolina
 12/9/12 3 p.m. at Columbia, S.C./Colonial Life Arena



Furman 35 • 3-5

#	Player	Total		3-Ptr		Rebounds			PF	TP	A	TO	Blk	Stl	Min
		FG-FGA	FG-FGA	FT-FTA	Off	Def	Tot								
21	WILKINS, Holli	f	1-6	0-0	2-2	0	2	2	4	4	0	3	0	0	27
33	GRISWOLD, Teshia	f	2-9	1-5	4-4	2	2	4	0	9	1	0	0	0	38
03	NORWOOD, Erica	g	2-10	0-1	0-0	0	4	4	4	4	1	6	0	0	24
15	BRYAN, Savonia	g	0-2	0-0	0-0	0	4	4	2	0	0	2	0	0	20
31	HODGES, Brittany	g	3-6	0-0	4-4	3	4	7	4	10	0	3	1	0	38
11	REIMER, Courtney	g	0-0	0-0	0-0	0	0	0	0	0	0	0	1	0	2
12	ELLIS, Kelsey	g	0-1	0-0	0-0	0	1	1	0	0	0	0	0	0	9
14	MURPHY, Kaitlin	g	2-7	1-2	0-0	1	1	2	1	5	0	5	0	0	21
20	THOMPSON, Raegan	g	1-4	1-2	0-0	0	1	1	0	3	0	1	0	0	12
23	PETERSON, Alexis	g	0-1	0-0	0-0	1	2	3	0	0	0	2	0	0	7
42	GOODWIN, Shianne	g	0-0	0-0	0-0	0	0	0	0	0	0	0	0	0	2
	Team					2	3	5			2				
	Totals		11-46	3-10	10-10	9	24	33	15	35	2	24	2	0	200

FG % 1st Half: 5-22 22.7% 2nd half: 6-24 25.0% Game: 11-46 23.9% Deadball Rebounds 0
 3FG % 1st Half: 0-3 0.0% 2nd half: 3-7 42.9% Game: 3-10 30.0%
 FT % 1st Half: 10-10 100.0 2nd half: 0-0 0.0% Game: 10-10 100.0

#-/21 South Carolina 69 • 10-0

#	Player	Total		3-Ptr		Rebounds			PF	TP	A	TO	Blk	Stl	Min
		FG-FGA	FG-FGA	FT-FTA	Off	Def	Tot								
21	BRUNER, Ashley	f	1-6	0-0	0-0	4	1	5	2	2	1	2	2	1	21
24	WELCH, Aleighsa	f	3-4	0-0	5-6	2	1	3	0	11	0	1	0	0	17
02	WALKER, Ieasia	g	4-10	0-3	1-1	1	2	3	1	9	1	1	0	5	21
20	WHITE, Sancheon	g	1-6	0-1	0-0	1	1	2	1	2	2	0	2	3	23
25	MITCHELL, Tiffany	g	8-13	0-1	0-2	2	2	4	1	16	1	2	0	5	29
05	SESSIONS, Khadijah	g	2-5	0-3	3-4	0	2	2	1	7	2	1	1	1	23
12	MONTOUT, Wilka	g	4-9	0-2	2-2	2	1	3	1	10	1	0	2	0	23
31	DOZIER, Asia	g	1-5	1-5	1-2	0	2	2	2	4	0	0	1	0	21
33	IBIAM, Elem	g	4-8	0-0	0-2	3	6	9	2	8	1	1	1	0	22
	Team					1	6	7			1				
	Totals		28-66	1-15	12-19	16	24	40	11	69	9	8	9	15	200

FG % 1st Half: 15-32 46.9% 2nd half: 13-34 38.2% Game: 28-66 42.4% Deadball Rebounds 5,2
 3FG % 1st Half: 0-7 0.0% 2nd half: 1-8 12.5% Game: 1-15 6.7%
 FT % 1st Half: 7-11 63.6% 2nd half: 5-8 62.5% Game: 12-19 63.2%

Officials: Laura C. Morris, Bruce Morris, Nick Marshall
 Technical fouls: Furman-None. #-/21 South Carolina-None.
 Attendance: 2618

Score by periods	1st	2nd	Total
Furman	20	15	35
#-/21 South Carolina	37	32	69

In	Off	2nd	Fast	Bench	
Points	Paint	T/O	Chance	Break	
FUR	12	6	9	7	8
SC	42	31	17	20	29

Last FG - FUR 2nd-02:28, SC 2nd-01:07.
 Largest lead - FUR None, SC by 34 2nd-02:47.
 Score tied - 0 times.
 Lead changed - 0 times.



Official Basketball Box Score -- Game Totals -- Final Statistics
#1/1 Stanford vs #21/17 South Carolina
 12/19/12 7:40 p.m. at Columbia, S.C./Colonial Life Arena



#1/1 Stanford 53 • 10-0

#	Player	Total		3-Ptr		Rebounds			PF	TP	A	TO	Blk	Stl	Min
		FG-FGA	FG-FGA	FT-FTA	Off	Def	Tot								
03	Ruef, Mikaela	f	2-3	0-0	0-0	0	6	6	3	4	0	1	0	0	22
13	Ogumwike, Chiney	f	8-16	0-0	5-7	2	13	15	3	21	0	4	4	0	40
44	Tinkle, Joslyn	g	0-1	0-0	0-0	1	6	7	3	0	1	2	7	1	36
31	Kokenis, Toni	g	4-13	0-1	7-7	0	1	1	4	15	0	3	0	1	35
33	Orange, Amber	g	5-11	0-0	1-1	1	3	4	1	11	3	7	0	2	37
04	Greenfield, Taylor	g	0-1	0-1	0-0	0	0	0	0	0	0	0	0	0	11
23	Camp, Jasmine	g	0-0	0-0	0-0	0	0	0	0	0	0	1	0	0	3
25	Payne, Erica	g	0-0	0-0	0-0	0	0	0	0	0	0	0	0	0	3
41	Samuelson, Bonnie	g	0-2	0-2	2-2	1	2	3	1	2	0	0	0	0	13
	Team					4	2	6							
	Totals		19-47	0-4	15-17	9	33	42	15	53	4	18	11	4	200

FG % 1st Half: 9-23 39.1% 2nd half: 10-24 41.7% Game: 19-47 40.4% Deadball Rebounds 1,1
 3FG % 1st Half: 0-3 0.0% 2nd half: 0-1 0.0% Game: 0-4 0.0%
 FT % 1st Half: 6-8 75.0% 2nd half: 9-9 100.0% Game: 15-17 88.2%

#21/17 South Carolina 49 • 10-1

#	Player	Total		3-Ptr		Rebounds			PF	TP	A	TO	Blk	Stl	Min
		FG-FGA	FG-FGA	FT-FTA	Off	Def	Tot								
21	BRUNER, Ashley	f	1-9	0-0	3-4	2	6	8	3	5	1	2	0	2	35
24	WELCH, Aleighsa	f	7-10	0-0	3-6	1	4	5	3	17	2	0	0	0	34
02	WALKER, Ieasia	g	5-15	2-5	3-4	1	2	3	4	15	3	0	0	4	35
20	WHITE, Sancheon	g	2-9	1-3	0-0	3	0	3	1	5	0	1	1	1	34
25	MITCHELL, Tiffany	g	1-13	0-3	0-0	2	3	5	3	2	0	3	1	2	34
05	SESSIONS, Khadijah	g	0-1	0-1	0-0	0	0	0	1	0	0	0	0	0	9
12	MONTOUT, Wilka	g	0-0	0-0	0-0	0	0	0	2	0	0	0	0	0	3
31	DOZIER, Asia	g	2-4	1-3	0-0	0	0	0	1	5	0	0	0	0	8
33	IBIAM, Elem	g	0-2	0-0	0-0	2	1	3	1	0	0	1	0	1	8
	Team					2	2	4							
	Totals		18-63	4-15	9-14	13	18	31	19	49	6	7	2	10	200

FG % 1st Half: 8-33 24.2% 2nd half: 10-30 33.3% Game: 18-63 28.6% Deadball Rebounds 3,2
 3FG % 1st Half: 1-4 25.0% 2nd half: 3-11 27.3% Game: 4-15 26.7%
 FT % 1st Half: 2-3 66.7% 2nd half: 7-11 63.6% Game: 9-14 64.3%

Officials: Lisa Mattingly, Tina Napier, Michael Price
 Technical fouls: #1/1 Stanford-None. #21/17 South Carolina-None.
 Attendance: 8118



Official Basketball Box Score -- Game Totals -- Final Statistics
Western Carolina vs #19/16 South Carolina
 12/29/12 7 p.m. at Columbia, S.C./Colonial Life Arena



Western Carolina 44 • 3-8

#	Player	Total		3-Ptr	Rebounds			PF	TP	A	TO	Blk	Stl	Min	
		FG-FGA	FG-FGA	FT-FTA	Off	Def	Tot								
11	HUNNICUTT, Diamond	f	1-3	0-0	1-2	0	1	1	0	3	0	3	0	18	
21	ABRAHAM, Alex	f	1-3	0-0	0-0	1	3	4	3	2	2	1	0	1	26
34	TERRY, Shauna	f	2-6	0-0	1-1	1	1	2	4	5	0	1	0	1	15
03	HADEN, Hana	g	1-2	1-1	0-0	0	0	0	0	3	2	1	0	0	23
20	LANE, Ali	g	1-5	0-0	0-0	3	3	6	2	2	1	5	0	0	25
05	MCKINNEY, Janae'		1-4	0-0	0-0	0	1	1	0	2	0	1	0	1	16
14	THACKER, Nancy		0-0	0-0	0-0	0	0	0	0	0	0	0	0	0	2
15	SIMPSON, Lindsay		4-7	1-3	0-1	2	0	2	1	9	0	1	0	1	16
23	WAKAMA, Rena		2-8	0-1	0-0	2	3	5	0	4	1	2	0	0	14
25	JOSEPH, Erika		1-2	0-0	0-0	1	0	1	1	2	0	0	0	0	8
32	CAMPBELL, Makensey		3-3	1-1	2-2	0	0	0	2	9	0	0	0	0	13
33	LYON, Kristen		0-1	0-0	1-2	0	0	0	1	1	2	0	0	0	9
35	BURLESON, Lindsey		0-0	0-0	0-0	0	1	1	0	0	0	0	0	0	2
43	STEWART, Melanie		1-2	0-0	0-0	0	1	1	2	2	0	3	2	0	13
	Team					2	3	5			2				
	Totals		18-46	3-6	5-8	12	17	29	16	44	8	20	2	4	200

FG % 1st Half: 8-19 42.1% 2nd half: 10-27 37.0% Game: 18-46 39.1% Deadball
 3FG % 1st Half: 1-2 50.0% 2nd half: 2-4 50.0% Game: 3-6 50.0% Rebounds
 FT % 1st Half: 1-2 50.0% 2nd half: 4-6 66.7% Game: 5-8 62.5% 1

#19/16 South Carolina 66 • 12-1

#	Player	Total		3-Ptr	Rebounds			PF	TP	A	TO	Blk	Stl	Min	
		FG-FGA	FG-FGA	FT-FTA	Off	Def	Tot								
21	BRUNER, Ashley	f	2-8	0-1	0-2	2	3	5	0	4	2	1	1	2	29
24	WELCH,leighsa	f	3-4	0-0	2-2	3	3	6	0	8	2	1	0	1	18
02	WALKER, Ieasia	g	3-5	1-1	2-3	0	1	1	3	9	4	1	0	5	28
20	WHITE, Sancheon	g	3-5	1-1	0-0	1	1	2	2	7	2	1	0	0	23
25	MITCHELL, Tiffany	g	5-6	2-2	0-3	2	0	2	4	12	1	2	0	0	23
05	SESSIONS, Khadijah		3-6	1-2	0-0	1	1	2	0	7	2	2	1	0	18
12	MONTOUT, Wilka		3-8	0-1	0-0	1	1	2	0	6	0	0	0	0	19
31	DOZIER, Asia		2-6	1-1	0-3	1	1	2	1	5	1	2	1	1	17
33	BIAM, Elem		4-8	0-0	0-1	5	4	9	2	8	1	0	5	1	25
	Team					1	1	2							
	Totals		28-56	6-9	4-14	17	16	33	12	66	15	10	8	10	200

FG % 1st Half: 13-31 41.9% 2nd half: 15-25 60.0% Game: 28-56 50.0% Deadball
 3FG % 1st Half: 2-4 50.0% 2nd half: 4-5 80.0% Game: 6-9 66.7% Rebounds
 FT % 1st Half: 1-7 14.3% 2nd half: 3-7 42.9% Game: 4-14 28.6% 4,2

Officials: Nanette Sisk, Ed Sidlasky, Dawn Marsh
 Technical fouls: Western Carolina-None. #19/16 South Carolina-None.
 Attendance: 3248

Score by periods	1st	2nd	Total
Western Carolina	18	26	44
#19/16 South Carolina	29	37	66

	In	Off	2nd	Fast	Bench
Points	Paint	T/O	Chance	Break	
WCU	12	9	9	3	29
SC	30	21	15	8	26


Last FG - WCU 2nd-00:05, SC 2nd-01:51. Score tied - 0 times.
 Largest lead - WCU None, SC by 28 2nd-01:51. Lead changed - 0 times.



2012-13 South Carolina Basketball
South Carolina Points-Rebounds-Assists (as of Dec 29, 2012)
All games



Opponent	Date	Score	02	05	12	15	20	21	24	25	31	33
			WALKER,IEA	SESSIONS,K	MONTGOM, W	DAVIS,TIFF	WHITESANC	BRUNERAS	WELCH,ALEI	MITCHELL,T	DOZIER,ASI	IBIAME,LEM
ELON	11/09/12	77-44 w	13-4-4	8-0-0	1-2-2	6-3-3	8-1-2	15-3-0	9-9-1	9-2-3	4-10-0	4-1-0
at LATECH	11/12/12	82-58 w	10-3-8	3-1-1	12-3-0	4-1-0	4-8-2	17-2-3	14-8-1	13-8-0	5-2-5	DNP
SSU	11/15/12	78-47 w	10-1-5	6-3-4	9-6-0	2-0-1	9-4-1	8-12-1	13-12-0	10-5-4	11-3-2	DNP
CU	11/18/12	64-43 w	9-8-4	3-1-1	4-1-1	DNP	3-6-0	16-8-0	7-6-0	16-6-2	0-5-1	6-0-0
vs HAM	11/22/12	45-34 w	6-2-1	2-1-1	3-2-0	DNP	0-6-0	5-12-2	16-11-1	7-8-2	5-3-0	1-5-0
vs FGCU	11/23/12	65-46 w	6-1-2	5-1-2	2-5-1	DNP	11-5-2	15-4-1	14-11-0	8-11-3	2-1-1	2-4-0
vs DPU	11/24/12	55-46 w	11-6-0	6-1-0	2-1-0	DNP	10-5-0	11-12-0	9-10-1	6-6-0	0-1-0	0-1-0
DREXEL	11/28/12	58-55 w	6-2-2	3-0-0	0-0-0	DNP	5-4-2	12-8-2	12-15-0	14-2-1	3-1-1	3-3-0
at SHU	12/2/12	55-42 w	6-3-1	3-1-1	2-1-0	DNP	8-1-0	9-7-2	14-10-0	13-11-1	0-1-0	0-1-0
FUR	12/9/12	69-35 w	9-3-1	7-2-2	10-3-1	DNP	2-2-2	2-5-1	11-3-0	16-4-1	4-2-0	8-9-1
STAN	12/19/12	49-53 L	15-3-3	0-0-0	0-0-0	DNP	5-3-0	5-8-1	17-5-2	2-5-0	5-0-0	0-3-0
SCSU	12/21/12	65-45 w	0-1-3	8-1-1	2-1-0	DNP	3-1-0	1-8-4	16-14-0	21-11-2	3-4-3	11-2-0
WCU	12/29/12	66-44 w	9-1-4	7-2-2	6-2-0	DNP	7-2-2	4-5-2	8-6-2	12-2-1	5-2-1	8-9-1






2012-13 South Carolina Basketball
South Carolina Team Game-by-Game Comparison (as of Dec 29, 2012)
All games



Opponent	1st	2nd	Score	Mar	Total FG	FG Pct	3-Pointers	3FG Pct	Free Throws	FT Pct	Rebounds	Assist	T/Over	Block	Steal	Fouls
ELON	41/25	36/19	77-44	+33	31-70/16-54	.443/.296	0-14/2-7	.000/.286	15-30/10-13	.500/.769	53/33	15/4	15/22	3/3	14/7	12/23
Louisiana Tech	40/27	42/31	82-58	+24	30-61/20-51	.492/.392	6-16/3-11	.375/.273	16-25/15-24	.640/.625	42/27	20/12	7/12	4/0	9/3	17/19
SAVANNAH STATE	40/20	38/27	78-47	+31	31-67/18-50	.463/.360	9-25/2-5	.360/.400	7-13/9-16	.538/.563	50/26	18/8	12/12	1/5	4/6	14/13
CLEMSON	31/18	33/25	64-43	+21	21-53/11-46	.396/.239	0-14/1-10	.000/.100	22-35/20-24	.629/.833	46/28	9/6	21/20	2/7	13/10	19/30
Hampton	19/13	26/21	45-34	+11	15-46/11-57	.326/.193	5-13/2-12	.385/.167	10-27/10-16	.370/.625	57/32	7/6	29/15	1/1	5/13	12/22
Florida Gulf Coast	32/26	33/20	65-46	+19	27-61/16-44	.443/.364	4-15/7-29	.267/.241	7-13/7-11	.538/.636	46/20	12/9	15/16	0/2	6/6	14/19
DePaul	22/21	33/25	55-46	+9	21-51/19-64	.412/.297	0-6/4-18	.000/.222	13-29/4-6	.448/.667	47/31	1/12	14/11	3/0	5/6	10/21
DREXEL	22/36	33/19	58-55	+3	21-62/22-52	.339/.423	7-17/7-12	.412/.583	9-20/4-6	.450/.667	38/37	8/12	10/17	7/7	13/4	9/15
Seton Hall	24/22	31/20	55-42	+13	19-53/18-45	.358/.400	4-13/4-8	.308/.500	13-28/2-4	.464/.500	38/26	5/11	14/20	3/5	11/11	8/23
FURMAN	37/20	32/15	69-35	+34	28-66/11-46	.424/.239	1-15/3-10	.067/.300	12-19/10-10	.632/1000	40/33	9/2	8/24	9/2	15/0	11/15
#1/1 STANFORD	19/24	30/29	49-53	(4)	18-63/19-47	.286/.404	4-15/0-4	.267/.000	9-14/15-17	.643/.882	31/42	6/4	7/18	2/11	10/4	19/15
SC STATE	33/21	32/24	65-45	+20	17-50/15-49	.340/.306	4-18/1-11	.222/.091	27-44/14-18	.614/.778	48/30	13/9	20/22	5/6	12/11	11/33
WESTERN CAROLINA	29/18	37/26	66-44	+22	28-56/18-46	.500/.391	6-9/3-6	.667/.500	4-14/5-8	.286/.625	33/29	15/8	10/20	8/2	10/4	12/16

Note: Game totals are displayed in the format TEAM/OPPONENT for each category





2012-13 South Carolina Basketball
South Carolina Game-by-Game Highs (as of Dec 29, 2012)
All games



Opponent	Date	Score	Points	Rebounds	Assists	Steals	Blocked shots
ELON	11/09/12	77-44	15-BRUNER, Ashley	11-IBIAM, Elem	4-WALKER, leasia	5-DAVIS, Tiffany	2-IBIAM, Elem
at Louisiana Tech	11/12/12	82-58	17-BRUNER, Ashley	8-WELCH, Aleighsa MITCHELL, Tiffany WHITE, Sancheon	8-WALKER, leasia	2-WHITE, Sancheon WALKER, leasia WELCH, Aleighsa DOZIER, Asia	2-WELCH, Aleighsa
SAVANNAH STATE	11/15/12	78-47	13-WELCH, Aleighsa	12-BRUNER, Ashley WELCH, Aleighsa	5-WALKER, leasia	3-SESSIONS, Khadij	1-MONTOUT, Wilka
CLEMSON	11/18/12	64-43	16-MITCHELL, Tiffany BRUNER, Ashley	8-BRUNER, Ashley WALKER, leasia	4-WALKER, leasia	4-WALKER, leasia	1-WELCH, Aleighsa WHITE, Sancheon
vs Hampton	11/22/12	45-34	16-WELCH, Aleighsa	12-BRUNER, Ashley	2-MITCHELL, Tiffany BRUNER, Ashley	1-MONTOUT, Wilka WELCH, Aleighsa MITCHELL, Tiffany WHITE, Sancheon BRUNER, Ashley	1-IBIAM, Elem
vs Florida Gulf Coast	11/23/12	65-46	15-BRUNER, Ashley	11-WELCH, Aleighsa MITCHELL, Tiffany	3-MITCHELL, Tiffany	3-WHITE, Sancheon	None
vs DePaul	11/24/12	55-46	11-BRUNER, Ashley WALKER, leasia	12-BRUNER, Ashley	1-WELCH, Aleighsa	2-MITCHELL, Tiffany	1-WALKER, leasia BRUNER, Ashley MONTOUT, Wilka
DREXEL	11/28/12	58-55	14-MITCHELL, Tiffany	15-WELCH, Aleighsa	2-WHITE, Sancheon BRUNER, Ashley WALKER, leasia	4-BRUNER, Ashley	4-WHITE, Sancheon
at Seton Hall	12/2/12	55-42	14-WELCH, Aleighsa	11-MITCHELL, Tiffany	2-BRUNER, Ashley	5-BRUNER, Ashley	1-IBIAM, Elem WALKER, leasia WHITE, Sancheon
FURMAN	12/9/12	69-35	16-MITCHELL, Tiffany	9-IBIAM, Elem	2-SESSIONS, Khadij WHITE, Sancheon	5-MITCHELL, Tiffany WALKER, leasia	2-WHITE, Sancheon MONTOUT, Wilka BRUNER, Ashley
#1/1 STANFORD	12/19/12	49-53	17-WELCH, Aleighsa	8-BRUNER, Ashley	3-WALKER, leasia	4-WALKER, leasia	1-WHITE, Sancheon MITCHELL, Tiffany
SC STATE	12/21/12	65-45	21-MITCHELL, Tiffany	14-WELCH, Aleighsa	4-BRUNER, Ashley	6-WALKER, leasia	2-BRUNER, Ashley WALKER, leasia
WESTERN CAROLINA	12/29/12	66-44	12-MITCHELL, Tiffany	9-IBIAM, Elem	4-WALKER, leasia	5-WALKER, leasia	5-IBIAM, Elem



2012-13 South Carolina Basketball
South Carolina Combined Team Statistics (as of Dec 29, 2012)
All games



RECORD:	OVERALL	HOME	AWAY	NEUTRAL
ALL GAMES	12-1	7-1	2-0	3-0
CONFERENCE	0-0	0-0	0-0	0-0
NON-CONFERENCE	12-1	7-1	2-0	3-0

#	Player	gp-gs	min	avg	Total		3-Point		F-Throw		Rebounds				Other				pts	avg		
					fg-fga	fg%	3fg-fga	3fg%	ft-fa	ft%	off	def	tot	avg	pf	dq	a	to			blk	stl
24	WELCH, Aleighsa	13-13	347	26.7	58-85	.682	1-1	1.000	43-63	.683	62	58	120	9.2	15	0	8	24	3	10	160	12.3
25	MITCHELL, Tiffany	13-13	363	27.9	55-122	.451	10-24	.417	27-56	.482	27	54	81	6.2	27	0	20	31	1	21	147	11.3
21	BRUNER, Ashley	13-13	364	28.0	52-120	.433	0-3	.000	16-60	.267	45	49	94	7.2	19	0	19	31	8	21	120	9.2
02	WALKER, leasia	13-13	401	30.8	36-107	.336	16-49	.327	22-35	.629	14	24	38	2.9	21	0	38	34	6	33	110	8.5
20	WHITE, Sancheon	13-13	343	26.4	30-83	.361	6-19	.316	9-12	.750	22	26	48	3.7	22	0	13	9	10	15	75	5.8
05	SESSIONS, Khadijah	13-0	192	14.8	20-50	.400	3-17	.176	18-30	.600	8	6	14	1.1	8	0	15	15	2	10	61	4.7
12	MONTOUT, Wilka	13-0	194	14.9	20-66	.303	3-17	.176	10-15	.667	17	10	27	2.1	17	0	5	11	4	3	53	4.1
15	DAVIS, Tiffany	3-0	40	13.3	4-8	.500	1-4	.250	3-4	.750	1	3	4	1.3	2	0	4	2	0	5	12	4.0
33	IBIAM, Elem	11-0	161	14.6	17-43	.395	0-0	.000	9-20	.450	20	28	48	4.4	14	0	2	6	11	3	43	3.9
31	DOZIER, Asia	13-0	220	16.9	15-75	.200	10-56	.179	7-16	.438	12	23	35	2.7	23	1	14	12	3	6	47	3.6
Team											24	34	58					7				
Total.....		13	2625		307-759	.404	50-190	.263	164-311	.527	252	315	567	43.6	168	1	138	182	48	127	828	63.7
Opponents.....		13	2625		214-651	.329	39-143	.273	125-173	.723	126	268	394	30.3	264	12	103	229	51	85	592	45.5

TEAM STATISTICS	SC	OPP	Date	Opponent	Score	Att.
SCORING	828	592	11/09/12	ELON	w 77-44	2912
Points per game	63.7	45.5	11/12/12	at Louisiana Tech	w 82-58	2160
Scoring margin	+18.2	-	11/15/12	SAVANNAH STATE	w 78-47	2480
FIELD GOALS-ATT	307-759	214-651	11/18/12	CLEMSON	w 64-43	4893
Field goal pct	.404	.329	< 11/22/12	vs Hampton	w 45-34	424
3 POINT FG-ATT	50-190	39-143	< 11/23/12	vs Florida Gulf Coast	w 65-46	486
3-point FG pct	.263	.273	< 11/24/12	vs DePaul	w 55-46	427
3-pt FG made per game	3.8	3.0	11/28/12	DREXEL	wot 58-55	2675
FREE THROWS-ATT	164-311	125-173	12/2/12	at Seton Hall	w 55-42	432
Free throw pct	.527	.723	12/9/12	FURMAN	w 69-35	2618
F-Throws made per game	12.6	9.6	12/19/12	#1/1 STANFORD	L 49-53	8118
REBOUNDS	567	394	12/21/12	SC STATE	w 65-45	3874
Rebounds per game	43.6	30.3	12/29/12	WESTERN CAROLINA	w 66-44	3248
Rebounding margin	+13.3	-				
ASSISTS	138	103	< = U.S. Virgin Islands Paradise Jam (St. Thomas, USVI)			
Assists per game	10.6	7.9	* = SEC Game			
TURNOVERS	182	229	^ = SEC Tournament (Duluth, Ga.)			
Turnovers per game	14.0	17.6				
Turnover margin	+3.6	-				
Assist/turnover ratio	0.8	0.4				
STEALS	127	85				
Steals per game	9.8	6.5				
BLOCKS	48	51				
Blocks per game	3.7	3.9				
ATTENDANCE	30818	3929				
Home games-Avg/Game	8-3852	2-1296				
Neutral site-Avg/Game	-	3-446				

Score by Periods	1st	2nd	OT	Totals
South Carolina	389	436	3	828
Opponents	291	301	0	592