






2016 SOUTH CAROLINA GAMECOCK SOFTBALL

Contact: Koby Padgett ♦ **Office:** (803) 777-8017 ♦ **Cell:** (803) 386-8345 ♦ **Fax:** (803) 777-2967 ♦ **E-mail:** kpadgett@sc.edu
Web: GamecocksOnline.com ♦ **Address:** 1304 Heyward St., Rice Athletics Center, Columbia, SC 29208

2016 Schedule/Results (35-20, 7-17 SEC)				
Date	Opponent	W	L	Score/Time
2/12	vs. No. 2/2 Michigan%		L	3-15 (5)
2/12	at USF%	W		7-1
2/13	vs. Virginia Tech%	W		6-0
2/14	vs. Illinois State%	W		3-0
2/17	North Carolina (SECN+)	W		9-1 (5)
2/19	UNCG# (SECN+)	W		11-3 (5)
2/20	Ohio# (SECN+)	W		8-0 (6)
2/21	Longwood# (SECN+)	W		2-0
2/21	Winthrop# (SECN+)	W		9-1 (6)
2/23	Coastal Carolina (SECN+)	W		3-1
2/26	at UC Santa Barbara@	L		3-4
2/26	vs. Southern Utah@	W		21-4 (5)
2/27	at UC Santa Barbara@	W		6-1
2/27	vs. Southern Utah@	W		6-5
2/28	vs. Georgia Tech@	W		3-1
3/1	Western Carolina (SECN+)	W		1-0
3/4	Kennesaw State& (SECN+)	W		7-0
3/5	Michigan State& (SECN+)	W		8-7
3/5	Connecticut& (SECN+)	W		5-4 (10)
3/6	Kennesaw State& (SECN+)	W		10-1 (6)
3/8	SIU-Edwardsville (SECN+)	W		1-0 (8)
3/11	No. 17/15 Kentucky* (SECN+)	L		2-8
3/12	No. 17/15 Kentucky* (SECN)	L		1-5
3/13	No. 17/15 Kentucky* (SECN)	L		0-4
3/16	Buffalo (SECN+)	W		7-4
3/16	Buffalo (SECN+)	W		10-2 (5)
3/19	No. 12/12 Georgia* (SECN+)	L		1-4
3/20	No. 12/12 Georgia* (SECN)	W		5-4
3/21	No. 12/12 Georgia* (SECN)	W		3-1 (8)
3/23	Charleston Southern (SECN+)	W		2-1
3/25	at No. 3/3 Auburn* (SECN+)	L		0-10 (5)
3/26	at No. 3/3 Auburn* (SECN+)	L		2-5
3/26	at No. 3/3 Auburn* (SECN+)	L		3-4
3/30	at Charlotte	W		13-2 (5)
4/2	Troy (SECN+)	W		8-0 (6)
4/3	Troy (SECN+)	W		10-7
4/5	UNCW (SECN+)	W		7-5
4/8	at Arkansas* (SECN+)	W		14-0 (5)
4/9	at Arkansas* (SECN+)	W		7-5
4/10	at Arkansas* (SECN+)	L		5-10
4/13	at USC Upstate (ESPN3)	W		1-0
4/15	Mississippi* (SECN+)	L		2-5
4/16	Mississippi* (SECN+)	L		0-2
4/17	Mississippi* (SECN)	W		7-5
4/19	Georgia Southern (SECN+)	L		4-6
4/22	at No. 14/15 LSU*	L		2-7
4/23	at No. 14/15 LSU* (SECN+)	L		0-8 (5)
4/24	at No. 14/15 LSU* (SECN+)	L		0-2
4/26	Furman (SECN+)	W		4-1
4/29	No. 4/4 Alabama* (SECN+)	L		1-3
4/30	No. 4/4 Alabama* (SECN+)	W		2-1
5/1	No. 4/4 Alabama* (SECN+)	L		1-5 (5)
5/6	at No. 16/14 Missouri* (SECN+)	L		2-5
5/7	at No. 16/14 Missouri* (ESPNU)	W		3-1
5/8	at No. 16/14 Missouri* (SECN+)	L		0-2
5/11	vs. No. 17/15 Missouri! (SECN)			12 PM
5/12	vs. No. 10/9 Tennessee! (SECN)			12 PM
5/13	SEC Tournament! (ESPNU)			2 PM
5/14	SEC Tournament! (ESPN)			TBD
5/20-22	NCAA Regionals			TBD
5/27-29	NCAA Super Regionals			TBD
6/2-8	NCAA Women's College World Series			TBD

Bold indicates home game All times Eastern
 * - Southeastern Conference game
 % - USC Wilson-Demarini Tournament (Tampa, Fla.)
 # - Carolina Classic
 @ - Gaucho Classic (Santa Barbara, Calif.)
 & - Gamecock Invitational
 ! - (Starkville, Miss.)
 (SECN) - SEC Network (SECN+) - SEC Network +

Upcoming Opponents (Records as of May 8)

 No. 17/15 Missouri (39-13, 14-10 SEC) May 11 • 12 PM Nunz Park; Starkville, Miss. Series History Mizzou leads 8-4 Trend Mizzou won last meeting Last Series Mizzou won 2 (5/6-8/16)	 SEC Tournament May 11-14 Nunz Park; Starkville, Miss. SEC Network/ESPNU/ESPN History SC is 17-18 in 13 tournes Championships 1997, 2000 Last Year L in QF to No. 1 Florida	 NCAA Regionals May 20-22 Campus Sites TV: TBD History SC is 34-35 in 18 tournes NCAA WCWS Appearances 1983, 1988, 1997 Last Year 1-2 in Tallahassee (5/15-16)
--	---	--

Live Coverage

Video: SEC Network **Live Stats:** SEC.StatBroadcast.com
Play-by-Play: Adam Amin **Analyst:** Amanda Scarborough
Sideline: Laura Rutledge

Inside

- ✓ Head coach Beverly Smith (p. 2)
- ✓ Gamecock strong in all facets of the game (p. 3)
- ✓ Clark, newcomers making contributions (p. 4)
- ✓ Gamecock honor roll (p. 4 sidebar)
- ✓ Deeper win-loss breakdowns (p. 5)
- ✓ SEC standings and stat rankings for SC (p. 5)
- ✓ Looking at Missouri, the series history and more (p. 6)
- ✓ Current players in SC's single-season & career lists (p. 8-10)
- ✓ Win-loss summary, polls, misc. batting stats (p. 11)
- ✓ The last time lists (p. 14)
- ✓ Carolina Softball Stadium at Beckham Field (p. 16)
- ✓ South Carolina's roster, its breakdown & pronunciations

South Carolina Pitching Staff (in order of innings pitched)

No.	Name	Ht.	Class	ERA	W-L	App-GS	Sv	IP	BB	SO	Avg.	Notes
33	Nickie Blue	6-1	Jr.	2.57	17-12	46-21	6	182.1	72	116	.228	Co-captain
10	Jessica Elliott	5-8	Jr.	2.77	17-8	43-34	2	167.0	105	112	.246	'15 NJCAA P of the Year
4	Hayley Copeland	6-0	Fr.	19.69	0-0	6-0	0	5.1	20	8	.118	

Probable Starting Lineup (based on previous games)

Pos.	Name	B/T	Ht.	Class	Avg/OBP/SLG	Notes
C	Jordan Bizzell	R/R	5-4	Sr.	.187/.370/.231	Started 41 games behind the plate
or						
C	Lex Hull	L/R	5-8	Fr.	.194/.297/.194	Started 14 games at catcher
1B	Kaylea Snaer	R/R	5-9	Jr.	.366/.431/.604	Co-captain already owns SEC's single-season 2B record
2B/IF	Krystan White	R/R	5-6	So.	.256/.323/.342	Went 3-for-4 with HR, 4 RBI vs. Winthrop 2/21
3B	Kamryn Watts	L/R	5-6	So.	.292/.337/.315	Solid defender leads team in hitting in SEC play
or						
3B/LF	Taylor Williams	R/R	5-9	Jr.	.271/.449/.458	Tied for second on '14 Gamecocks in home runs
SS	Kenzi Maguire	R/R	5-3	Fr.	.283/.402/.377	Fantastic defender 2nd in SC w/ 14 HBPs this year
LF	Alayne Page	R/R	5-6	Sr.	.349/.440/.589	Leads team with 3 3B, 9 HR, 40 RBI
CF	Ansley Ard	R/R	5-9	Sr.	.339/.362/.471	Co-captain SEC Player of the Week 3/21
RF	Kennedy Clark	L/L	5-4	Fr.	.327/.458/.477	SEC Co-Freshman of the Week 3/7
DP	Victoria Williams	L/R	5-6	Jr.	.250/.398/.424	Posted six doubles through first 10 games
or						
2B/DP	Alexis Mack	L/R	5-3	Fr.	.356/.389/.356	Ranks 2nd in runs, stolen bases and batting average

2016 Coaching Staff

Head Coach	Beverly Smith	Volunteer Assistant	Tina Plew Whitlock
Associate Head Coach	Lisa Navas	Director of Operations	Kacey Friedman
Assistant Coach	Calvin Beamon		



Smith's South Carolina Record

Year	Record	SEC Record	SEC Finish
2011	26-30	6-22	5th SEC East
2012	23-32	3-25	5th SEC East
2013	34-25	8-16	6th SEC East*
2014	36-22	11-13	T-8th SEC*
2015	38-22	10-14	T-9th SEC*
2016	35-20	7-17	11th SEC
5 years	192-151	45-107	3 NCAA Regionals

*NCAA Tournament

South Carolina Coaching Highlights

- Led Gamecocks to 3 NCAA Tournaments in 5 years
- 2nd winningest coach in SC Softball history
- Recruited and coached 2015 First-Team All-American Alaynie Page
- Coached five All-Region and three All-SEC players
- Team has improved its power numbers in each of the last four years and its win total the last three

Coaching Timeline

2011-present.....Head coach, South Carolina
 2008-10.....Associate head coach, North Carolina
 2005-2008.....Assistant head coach, North Carolina
 1998-2002, 2004.....Assistant coach, North Carolina
 1997.....Assistant coach, Tampa Bay FireStix (WPSL)
 1996-1998.....Head coach, Episcopal High School (Bellaire, Texas)

North Carolina Coaching Highlights

- Helped UNC to eight NCAA Tournament appearances
- Recruited and coached five All-Americans
- Coached 32 All-Region and 37 All-ACC players
- That includes three-time ACC Player of the Year Danielle Spaulding

Playing Timeline

1991-1994.....North Carolina
 1997.....Tampa Bay FireStix (WPSL)

Playing Career Highlights

- 1994 ACC Player of the Year, first in UNC history
- 1994 All-Southeast Region Player
- ACC 50th Anniversary Team
- Tossed two career no-hitters
- Tied for 17th in NCAA Division I history in triples (27)
- Still ranks in the top 10 at UNC in 11 career stats (seven offensive, four pitching)

Education

North Carolina, 1994
 B.A., Speech communications & Political science

South Carolina has seen its star rise again in the collegiate softball world, and head coach Beverly Smith has guided that process since arriving as head coach in July of 2010. She oversees all aspects of the program and works most closely on the field with the pitchers. As a head coach, Smith's overall record is 157-131, becoming only the second Gamecock softball coach with over 100 career wins.

The Gamecocks improved their record for the third-consecutive season in 2015, the only SEC program that can stake that claim. They also appeared in the NCAA Tournament for the third time under Smith. Three more offensive team records fell, including the home-run mark for the fourth-straight season. Now 24 team program marks have either been broken or re-broken by one of her squads. In per-game stats, Smith's teams now hold eight of the 16 categories tracked in the record book.

Smith's squad also produced its first NFCA All-American, as left fielder Alaynie Page garnered a first-team spot after setting five single-season school records and making the All-SEC First Team. Freshman Tiara Duffy also picked up SEC All-Freshman Team honors for South Carolina, who went 38-22 and finished tied for ninth in the grueling SEC.

For the second-consecutive season in 2014, South Carolina played in the NCAA Tournament, going 36-22 on the year. The Gamecocks saw four individual awards come their way after finishing eighth in the Southeastern Conference, led by Ashlyn Masters' second-team NFCA All-Southeast Region accolades. She posted 15 marks in the program's single-season charts, leading the team in 10 offensive categories. Nickie Blue and Kaylea Snaer made the SEC All-Freshman Team, with Blue also garnering recognition the inaugural NFCA Division I Freshman of the Year top-25 listing. Blue tied for the nation's lead in saves, while also topping the squad in innings and appearances.

The 2013 Gamecocks advanced into postseason play for the first time under Smith, earning spots in both the SEC and NCAA Tournaments. The Gamecocks set six team offensive records during the 34-25 campaign. The team scored a record 338 runs, held a .384 on-base percentage and slugged at a .450 clip. Closing the regular season with six wins in nine games, five coming on the road in SEC play, South Carolina defeated Kentucky in the first round. From there, the Gamecocks went to the Austin Regional, where they advanced to championship Sunday with two wins.

Samie Garcia became the second Gamecock under Smith to garner Easton All-America accolades, taking a first-team spot in 2013. Garcia also made the All-SEC second team, joining Lauren Lackey as Gamecocks under Smith to earn both honors. Garcia also garnered a selection in the fourth round of the National Pro Fastpitch Draft, the first Gamecock under Smith to receive that distinction.

Prior to coming to South Carolina, Smith served as the top assistant at North Carolina, working mostly with the pitchers and catchers. The final three years, she was the associate head coach after nine as an assistant. Smith helped the Tar Heels to two Atlantic Coast Conference titles in 2001 and 2008 and eight of their nine NCAA Tournament appearances. She served as the lead recruiter for the Tar Heels during that time, helping to bring in five All-Americans into the UNC program. She also helped North Carolina achieve a top-25 ranking in the USA Today/NFCA Coaches Poll at least once per season from 2006-10.

She coached a pitching staff that ranked in the top 10 in the nation in ERA in three of her final four seasons at North Carolina. Her top pupil was three-time All-American and two-time ACC Player of the Year Danielle Spaulding. During her final three seasons, Spaulding finished in the nation's top six in strikeouts per seven innings. In 2010, Spaulding was the toughest pitcher in the country to hit against, as she yielded just 2.61 hits per seven innings. In 2009, Spaulding led the country with 14.3 strikeouts per seven innings.

Smith's catchers also stood out in the ACC, with three claiming all-conference honors. Ally Blake and Brittany McKinney claimed spots in 2010 and 2009, respectively, while Natalie Anter made the list four times from 1999-2002. Anter also played in the 2004 Athens Olympics with the Italian national team.

A standout player for head coach Donna Papa before joining her staff, Smith was the 1994 ACC Player of the Year. A dual threat, Smith still ranks ninth in Tar Heel history in slugging percentage, second in triples, third in RBI, fifth in shutouts and seventh in ERA. Smith was honored as one of the top 50 softball players in ACC history during the league's 50th-anniversary celebration in 2002.

In addition to her coaching, Smith has been a speaker/clinician at many camps and conventions. She graduated from North Carolina in 1994 with a double major in speech communications and political science.

GAMECOCKS AND No. 17/15 MISSOURI TIGERS TANGLE IN SEC TOURNAMENT OPENING GAME

- Three days after closing the 2016 regular season against each other, South Carolina and No. 16/14 Missouri match up again in the first game of the 2016 SEC Tournament hosted at Mississippi State.
- First pitch is set for 12 noon EDT at Nunz Park, with Adam Amin, Amanda Scarborough and Laura Rutledge providing the coverage on the SEC Network.
- In addition, all 11 games of the tournament will be broadcast on Sirius XM Radio and the TuneIn Radio app. The games will air on Sirius channel 218 and XM channel 190.
- The winner of the game plays again at 12 noon on Thursday against No. 2 seed Tennessee, also on the SEC Network.

SOUTH CAROLINA'S OFFENSE PRODUCING EARLY

- South Carolina's offense has been clicking early, and it starts with leadoff batters reaching base at a .430 clip.
- On 10 occasions have the Gamecocks not gotten the leadoff runner on more than once, including in seven losses: in series openers to No. 17/15 Kentucky, No. 12/12 Georgia and No. 3/3 Auburn, in the loss to Georgia Southern and in all three games at No. 14/15 LSU.
- The quick start also translates into 53 first-inning runs, second most in a frame the Gamecocks have tallied (behind the 55 in the fourth).
- When the Gamecocks score first, they are 24-5. More win-loss breakdowns are on pages 4 and 11.
- The Gamecocks lead the SEC with 79 HBPs this year, which is the program's single-season record, breaking the previous best of 60 in 2013.
- Twelve came in two games, as six Gamecocks were hit against UNC Greensboro (2/19) and Michigan State (3/5).
- The Gamecocks have struck out looking 53 times in 55 games, the third-lowest total in the SEC.
- South Carolina also has tallied 78 RBI in 123 chances with a runner on third and less than two outs.
- That .634 conversion rate is third in the league, behind Auburn (.668) and Tennessee (.637).
- Leading that charge is the trio of Alaynie Page (10-for-11), Krystan White (14-for-19) and Kennedy Clark (9-for-13).

GAMECOCKS HAVE SOLID PITCHING, DEFENSE TOO

- South Carolina's defense has been outstanding thus far, posting a .971 fielding percentage, which stands fourth in the SEC.
- If the year ended today, that percentage would be the fourth best in Gamecock history.
- Freshman Kenzi Maguire has helped the defense in her 39 starts at shortstop.
- She has 90 assists, which is just outside the top 15 in the SEC.
- In the circle, South Carolina has a team ERA of 2.91, which if it stands would be the first time since 2008 that a Gamecock team held an ERA under 3.00 since 2008.
- Gamecock pitching has allowed the third-lowest home runs per game (0.41) in the SEC.

SNAER OWNS SC, SEC SINGLE-SEASON DOUBLES RECORD

- Junior first baseman Kaylea Snaer broke the SEC single-season record on Tuesday, April 26 against Furman with her 24th double of the year.
- Second in NCAA Division I leader in doubles, she earned a spot on the 2016 CoSIDA Academic All-District 4 team, the 17th Gamecock to garner selection.
- Her double in game one at No. 14/15 LSU tied her with Georgia's Megan Wiggins (2011) and Tennessee's Kelli Fitzgerald (1998) for the SEC single-season record.
- She claimed South Carolina's record with a seventh-inning double against Georgia Southern on April 19.
- Five times, Snaer has posted two doubles in a game, including Sunday's game at Arkansas when she tied SC's record.
- Snaer saw a eight-game hitting streak end at USC Upstate, a streak that included multiple hits in each game, boosting her batting average at that time to a team-best .408.
- Snaer hit the game-winning home run in the eighth against No. 12/12 Georgia on Monday, March 21, clinching the series win.
- A year earlier, she ended a nine-inning contest with a single against No. 9/15 Tennessee, capturing the series for South Carolina.
- Snaer now ranks first in SC history in doubles per game and walks per game and is in the top five in a number of other categories (see full updates on page 10).

SOUTH CAROLINA SOFTBALL HISTORICAL RECORD

- South Carolina has played 2,179 games in its softball history, going 1413-759-7 (.650) in its 41st season of sponsorship.

SCHOOL QUICK FACTS

Location	Columbia, S.C.
Founded	1801
Enrollment	31,288
Colors	Garnet (PMS 202C) and Black
Nickname	Gamecocks
Affiliation	Southeastern (Eastern Division)
President	Dr. Harris Pastides
Athletic Director	Ray Tanner
Senior Associate AD/SWA	Judy Van Horn
Senior Associate AD (Sport Supervisor) ...	Charles Bloom
Faculty Athletics Representative	Dr. Zach Kelehear

HOME FIELD/PROGRAM HISTORY

Home Field	Carolina Softball Stadium at Beckham Field
Capacity	1,480
Dimensions	L-200, C-220, R-200, Alleys-210
NCAA Tournament Appearances	18
NCAA Super Regional Appearances	1
NCAA College World Series Appearances	3
AIAW College World Series Appearances	5
SEC Championships	1
SEC Eastern Division Championships	4
SEC Tournament Championships	2

2015 RESULTS/ROSTER INFO

2015 Record	38-22
2015 Conference Record	10-14
2015 Conference Finish	T-9th
Postseason	NCAA Regionals
Letterwinners Returning/Lost	14/7
Position Starters Returning/Lost	7/4
Pitchers Returning/Lost	2/1
Newcomers	7

MEDIA INFORMATION

Assistant AD/Media Relations	Steve Fink
Asst. Director/Softball Contact	Koby Padgett
Office Phone	(803) 777-8017
Email	kpadgett@sc.edu
Personal Phone	(803) 386-8345
Office FAX	(803) 777-2967
Department Website	GamecocksOnline.com
Team Website	GamecockSoftball.com
Dept. Twitter	Twitter.com/GamecocksOnline
Team Twitter	Twitter.com/GamecockSoftball
Team Instagram	Instagram.com/GamecockSoftball
Dept. Facebook	facebook.com/GamecocksOnline
Team Facebook	facebook.com/GamecockSoftball
Mailing Address	1304 Heyward St. Rice Athletics Center Columbia, SC 29208

INTERVIEWS/PRACTICE SCHEDULE

South Carolina practices in the weekday afternoons at Carolina Softball Stadium at Beckham Field, located in the Athletics Village. Mondays are normally off days. Interviews are preferred around practice times, either before 2 p.m. or after 5 p.m. Please contact Koby Padgett at least 24 hours before to schedule your interview.

PREFERRED ABBREVIATIONS

When needing to abbreviate South Carolina for your scoreboard or broadcast boxes, the preferred shortenings are S. Carolina or SC. Please refrain from using USC or SCAR when referring to the University of South Carolina. Proper logos and wordmarks can be emailed for use by any media outlet upon request. Thanks for your help.

GAMECOCK AWARD WINNERS

Ansley Ard	NFCA Scholar-Athlete 2013-14-15
.....	SEC Honor Roll 2013-14-15
.....	SEC Player of the Week (3/21/16)
Jordyn Augustus	NFCA Scholar-Athlete 2015
.....	SEC Honor Roll 2015
Jordan Bizzell	NFCA Scholar-Athlete 2015
.....	SEC Honor Roll 2014-15
Nickie Blue	2014 SEC All-Freshman Team
.....	NFCA Scholar-Athlete 2014-15
.....	SEC Honor Roll 2014-15
.....	SEC Pitcher of the Week (3/16/15)
.....	SEC Freshman of the Week (2/24/14)
Kennedy Clark	SEC Freshman of the Week (3/7/16)
Hayley Copeland	NFCA Scholar-Athlete 2015
.....	SEC Honor Roll 2015
Tiara Duffy	SEC All-Freshman Team 2015
.....	NFCA Scholar-Athlete 2015
.....	SEC Honor Roll 2015
Effie Manahan	SEC Honor Roll 2014-15
Lauren Masters	SEC Honor Roll 2014-15
Alaynie Page	NFCA 1st-team All-America 2015
.....	1st-team All-SEC 2015
.....	NFCA 1st-team All-Southeast Region 2015
Kaylea Snaer	CoSIDA Academic All-District 4 2016
.....	2014 SEC All-Freshman Team
.....	2014 NFCA All-Southeast Region Third Team
.....	NFCA Scholar-Athlete 2014-15
.....	SEC Honor Roll 2014-15
Kamryn Watts	SEC Honor Roll 2015
Macey Webb	NFCA Scholar-Athlete 2014-15
.....	SEC Honor Roll 2014-15
.....	2015 SEC Softball Community Service Team
Krystan White	NFCA Scholar-Athlete 2015
.....	SEC Honor Roll 2015
Taylor Williams	SEC Honor Roll 2015
Victoria Williams	CoSIDA Academic All-District 4 2015
.....	NFCA Scholar-Athlete 2014-15
.....	SEC Honor Roll 2014-15

Italics indicate current season's honors

MAXPREPS HIGH SCHOOL ALL-AMERICANS

Jordan Bizzell	2nd Team Medium Schools 2012
Hayley Copeland	Overall 2nd Team 2014
.....	Sophomore 2012
Cayla Drotar*	Overall 2nd Team 2015
.....	Medium Schools 2015
.....	Junior 2015
.....	Sophomore 2014
.....	Freshman of the Year 2013
Alexis Mack	Overall 2nd Team 2015
Kenzi Maguire	1st Team Medium Schools 2014
Alaynie Page	Junior 2011
Kaylea Snaer	Overall 2nd Team 2012
.....	Junior 2012
Taylor Williams	1st Team Small Schools 2012-13
Victoria Williams	2nd Team Small Schools 2012

NFCA HIGH SCHOOL ALL-AMERICANS

Alexis Mack	2nd Team 2014
.....	1st Team 2015

NFCA HIGH SCHOOL ALL-REGION

Nickie Blue	1st Team West 2013
Alexis Mack	1st Team North 2012-13-14-15

*2016 signee

SOUTH CAROLINA TEAM NOTES

- South Carolina pitchers Nickie Blue and Jessica Elliott combined for the first no-hitter in six years for the Gamecocks on Tues., March 1, blanking Western Carolina in a 1-0 victory.
- The Gamecocks posted a 10-game winning streak from Feb. 26-March 8, the second time under Beverly Smith and the fourth since the start of 1998 (others in 2002, 2009 & 2014).
- South Carolina is the only SEC team to improve its win total in each of the past three seasons, going from 23 wins in 2012 to 38 in 2015.
- Two of South Carolina's signees for next season, Cayla Drotar and Mackenzie Boesel, made the USA Today High School/American Family Insurance All-USA Preseason Softball Team.
- The Gamecocks started the season 9-1, the best start since the team went 12-1 to begin 2009.

BLUE STARTING TO CLIMB GAMECOCK PITCHING CHARTS

- Junior Nickie Blue enters 2016 with her name already showing up in South Carolina's career top 15 in many pitching categories (see page 10).
- She once again anchors the South Carolina staff with her heavy drop ball, which produced ground outs at a 65 percent rate (506-269) in her first two years on campus.
- Last season, Blue posted over 200 innings in the circle and an ERA under 2.00, one of two in the SEC to post such numbers (Lauren Haeger of Florida the other).
- Blue tossed the first five innings of the no-hitter against Western Carolina on March 1, the first no-no for the Gamecocks since the second game of 2011.
- She added a one-hitter in a complete-game shutout of Troy on Sat., April 2, holding the nation's 17th-ranked scoring offense entering the weekend scoreless in six innings.
- Blue became the third pitcher to throw a shutout against Arkansas, holding the Razorbacks to three hits in the 14-0 (5) win on Friday night.
- She also tossed at two-hitter at No. 16/14 Missouri in SC's 3-1 win, which included forcing the Tigers' top-three batters to go 0-for-9 in the game.

WE SCHEDULE TOUGH

- On this year's schedule, the Gamecocks are set to play 23 of their 56 regular-season games against teams who made the 2015 NCAA Tournament.
- Ten of those come against Women's College World Series participants, the season opener vs. Michigan and three each in SEC play at Auburn and LSU and at home against Alabama.
- A total of 37 of the Gamecocks' scheduled games come against teams that finished in the top 101 of the NCAA's Ratings Percentage Index last year.
- The Gamecocks played four defending regular-season conference champs: Michigan (Big Ten), Longwood (Big South), SIUE (Ohio Valley) and USC Upstate (Atlantic Sun).
- Three of SC's foes won their league's regular-season titles: Michigan, Longwood and USF (American Athletic).
- Thirty-three games are set for Carolina Softball Stadium at Beckham Field.
- Three former Gamecocks turned assistant coaches visited this spring: Chelsea Hawkins (UNC Greensboro), Kaela Jackson (Michigan State) and Chrissy Schoonmaker (Connecticut).

SOME WIN-LOSS BREAKDOWNS

- The Gamecocks bring home 70.3 percent (71-of-101) of runners from third with less than two outs in wins and just 31.8 percent (7-of-22) in the 20 losses.
- With runners in scoring position, the Gamecocks hit .341 (129-of-378) in wins and .139 (19-of-137) in setbacks.
- That trend is more pronounced in bases loaded situations: .339 (21-of-54) versus .083 (2-of-24).
- South Carolina has scored two runs or less 20 times, going 5-15 in those.
- All the losses came against SEC foes (3 vs. No. 17/15 Kentucky, 1 vs. No. 12/12 Georgia, 2 at No. 3/3 Auburn, 2 vs. Mississippi, 3 at No. 14/15 LSU, vs. No. 4/4 Alabama, 2 at No. 16/14 Missouri).
- South Carolina is 3-10 when not collecting an extra-base hit during a game.
- In games when the team has 10 or less total bases, the Gamecocks are 11-16.
- When the Gamecocks draw zero or one walk, they are 6-12.
- SC's pitchers do better with runners on in wins (.178, 67-of-376) than in losses (.320, 85-of-266).
- The other thing Gamecock pitching does better in wins is end innings, with foes batting .195 (53-of-272) in triumphs and .301 (46-of-153) in losses with two down.
- South Carolina is 18-3 when its foes don't record an extra-base hit, seven coming in shutouts.
- Other win-loss breakdowns can be found in the chart on page 11.

SEC STANDINGS										
	SEC	Pct.	All	Pct.	H	A	N	Top 25	Last 10	Streak
Florida	20-4	.833	52-4	.929	21-2	13-2	18-0	21-4	9-1	W5
Kentucky	17-7	.708	43-11	.796	11-5	20-3	12-3	10-7	7-3	W4
Tennessee	16-7	.696	40-13	.755	22-1	7-9	11-3	11-11	7-3	W1
Auburn	16-7	.696	46-9	.836	30-5	12-3	4-1	10-8	5-5	W1
Alabama	16-8	.667	45-11	.804	22-4	12-6	11-1	15-9	7-3	L1
Missouri	14-10	.583	39-13	.750	12-5	14-5	13-3	9-10	9-1	W1
LSU	13-11	.542	42-14	.750	28-9	10-4	4-1	9-12	9-1	W1
Georgia	12-12	.500	40-16	.714	20-7	7-8	13-1	10-10	4-6	W1
Mississippi	11-13	.458	38-19	.667	21-8	11-10	6-1	4-10	6-4	L1
Texas A&M	9-15	.375	37-17	.685	24-6	5-11	8-0	10-16	4-6	L1
South Carolina	7-17	.292	35-20	.636	23-9	7-10	5-1	4-16	3-7	L1
Mississippi State	3-21	.125	25-30	.455	15-13	4-13	6-4	4-19	1-9	L6
Arkansas	1-23	.042	17-39	.304	7-18	3-16	7-5	1-17	0-10	L14

As of games played on May 8, 2016

SOUTH CAROLINA HAS PERFORMED WELL IN SEC TOURNAMENT PLAY

- For the 14th year and fourth in a row under Beverly Smith, South Carolina earned a spot in the SEC Tournament field.
- The Gamecocks are 17-18 all-time in the event, winning the title in 1997 and 2000.
- Since the event shifted to a single-elimination setup, SC has gone 2-4, winning opening-round games in 2013 (at No. 18 Kentucky) and 2015 (vs. No. 22 Texas A&M).

2016 ACCOLADES AND ACCOMPLISHMENTS FOR ALAYNIE PAGE

- Senior Alaynie Page is the only Gamecock in history with 20 home runs and 50 stolen bases in a career.
- She tied McKenna Hughes for South Carolina's career home-run record (33) on Sat., April 30, part of her leading the Gamecocks to a 2-1 win over No. 4/4 Alabama.
- She scored both runs, going 2-for-2 with the homer and two walks against the Crimson Tide.
- She reached base at a .550 clip in the first five home games, stealing four bases, posting six RBI and hitting her second homer of the season.
- Her two home runs against No. 12/12 Georgia on Sun., March 20, the third time in her career to post two round-trippers in a game, helped the Gamecocks take the 5-4 win.
- She provided all the offense in the Charleston Southern win, posting the first run with an RBI single while walking, moving to second on a sacrifice, taking third on a wild pitch before scoring the game-winner on a passed ball.
- Page drove in four, including her seventh homer of the year, in the UNCW win.
- Page was selected as one of 30 candidates for the Senior CLASS Award, which stands for Celebrating Loyalty and Achievement for Staying in School®.
- The returning first-team All-American also ranked as 50 players placed on the USA Softball National Player of the Year watch list.

ARD ADVANCING ON ALL FRONTS

- Senior outfielder Ansley Ard has become the Gamecocks' clutch hitter this season.
- Six times, she's produced the game-winning hit: vs. Coastal Carolina, Western Carolina, the first game against Buffalo, in the second Georgia game, in the Furman triumph and at No. 16/14 Missouri.
- Her grand slam against the Bulls propeled the Gamecocks to the 7-4 win, while she tied game two with an RBI bunt single.
- She hit a walk-off home run against the Bulldogs on Sunday night on the SEC Network, two innings after starting the rally that tied the game with a hit.
- Those moments helped Ard capture the SEC Player of the Week as well as the College Sports Madness Field Player of the Week on March 21-22.
- She had a two-out, two-run triple that provided the edge in the 4-1 win over Furman on April 26.
- Ard also went 2-for-3 with a two-RBI single that led the Gamecocks to a 3-1 win at No. 16/14 Missouri.
- For Ard, however, something bigger was when she learned she had made it into physical therapy school on the same day that she won the game vs. Coastal Carolina.
- She's also quite proud of her one-inning appearance in the circle vs. Southern Utah on Feb. 26, picking up the win without allowing a run in her first pitching chance since high school.

SC IN THE SEC STATS (as of May 8)		
All Games		
OFFENSIVE CATEGORY	Stat	Rank
Batting Average	.298	9th
Slugging Percentage	.424	9th
On-Base Percentage	.394	9th
Runs Scored	261	10th
Hits	422	10th
RBI	235	9th
Doubles	74	6th
Triples	8	8th
Home Runs	29	11th
Total Bases	599	9th
Walks	156	11th
Hit by Pitches	79	1st
Sacrifice Bunts	28	T-6th
Sacrifice Flies	18	T-3rd
Stolen Bases	54	11th
PITCHING CATEGORY	Stat	Rank
Earned Run Average	2.91	9th
Opposing Batting Average	.235	9th
Innings Pitched	355.2	6th
Strikeouts	237	10th
FIELDING CATEGORY	Stat	Rank
Fielding Percentage	.971	4th
Chances	1539	7th
Fielding Double Plays	22	T-4th
SC PLAYERS IN SEC STATS		
OFFENSIVE CATEGORY	Stat	Rank
Hits		
Alaynie Page	61	T-12th
Kaylea Snaer	60	T-14th
Doubles		
Kaylea Snaer	24	1st
Triples		
Alaynie Page	3	T-6th
Ansley Ard	2	T-13th
Total Bases		
Alaynie Page	103	12th
Hit by Pitch		
Kenzi Maguire	14	4th
Kennedy Clark	12	T-7th
Jordan Bizzell	12	T-7th
Victoria Williams	11	T-10th
Sacrifice Hits		
Alexis Mack	8	T-4th
Sacrifice Flies		
Alaynie Page	3	T-7th
Kaylea Snaer	3	T-7th
Krystan White	3	T-7th
Stolen Bases		
Alaynie Page	16	15th
PITCHING CATEGORY	Stat	Rank
Innings Pitched		
Nickie Blue	182.1	2nd
Jessica Elliott	167.0	5th
Batters Struck Out		
Nickie Blue	116	14th
Jessica Elliott	112	15th
Wins		
Jessica Elliott	17	T-11th
Nickie Blue	17	T-11th
Saves		
Nickie Blue	6	T-1st
Jessica Elliott	2	T-9th
FIELDING CATEGORY	Stat	Rank
Putouts		
Kaylea Snaer	350	5th
Fielding Double Plays		
Kaylea Snaer	18	3rd

**SC vs. MISSOURI
STATISTICAL COMPARISON**

Records/Rankings	SC	Missouri
Record	35-20	39-13
Neutral Site Record	5-1	13-3
National Ranking	N/A	17/15
NCAA RPI	24	10

NCAA Statistics (as of May 8)	SC	Missouri
Batting Average	.298 / 85th	.327 / 22nd
Slugging Percentage	.423 / 104th	.513 / 23rd
Scoring	4.75 / 112th	6.79 / 14th
Doubles Per Game	1.35 / 89th	1.13 / 178th
Triples Per Game	0.15 / 152nd	0.08 / 239th
Home Runs Per Game	0.53 / 177th	1.27 / 13th
Stolen Bases Per Game	0.98 / 126th	2.88 / 2nd
Earned Run Average	2.91 / 65th	3.10 / 85th
Fielding Percentage	.971 / 28th	.967 / 59th
Double Plays Per Game	0.40 / 56th	0.42 / 45th

Missouri's Top Hitters	BA/OBP/SLG	Other Stats
Sami Fagan	.424/.551/.695	54 R, 11 HR, 49 RBI 40 BB, 25-27 SB
Taylor Gadbois	.400/.459/.455	51-55 SB, 5 SH
Emily Crane	.399/.515/.824	15 2B, 16 HR, 55 RBI 36 BB, 22-24 SB
Amanda Sanchez	.366/.435/.509	5 HR, 36 RBI
Chloe Rathburn	.342/.371/.658	13 HR, 56 RBI, 6 SF
Regan Nash	.328/.386/.336	18-20 SB, 4 SH
Rylee Pierce	.326/.425/.539	7 HR, 29 RBI 9 2B, 12-13 SB
Kirsten Mack	.263/.381/.368	23 BB
Natalie Fleming	.206/.329/.397	4 HR, 68 AB
Kolby Romaine	.138/.136/.345	4 HR, 58 AB

Missouri's Top-3 Pitchers (in order of IP)	ERA	IP	K	BB
Paige Lowary	3.37	162	125	94
Danielle Baumgartner	1.81	108.2	53	24
Tori Finucane	5.39	37.2	34	25

SCOUTING MISSOURI

- The Tigers, ranked in both major polls, hold a 39-13 overall record and a 14-10 mark in SEC play, finishing sixth in the league.
- The Tigers use power and speed to their advantage and have plenty of both.
- Ranked second in the country in stolen bases per game, the Tigers have five players with double-digit steals.
- Taylor Gadbois leads that pack with 51 stolen bases, tops in NCAA Division I.
- Both Sami Fagan (25) and Emily Crane (22) have 20-plus swipes and over 30 walks, ranking first and second on Mizzou in on-base percentage at .551 and .515, respectively.
- Fagan (.424) and Gadbois (.400) boast of batting averages of .400 or better, while Crane (.399) is one hit from the mark.
- The Tigers rank 14th in the nation in scoring and 13th in home runs per game, 22nd in batting average and 23rd in slugging percentage.
- Crane has added 15 doubles and 16 home runs, both leading the Tigers, and 55 RBI, second on the squad, while Fagan is third on the team with 11 home runs and 49 RBI.
- Chloe Rathburn ranks second in doubles (9) and home runs (13) while leading the pack with 56 RBI, helped by her NCAA Division I-best six sacrifice flies.
- Regan Nash (18 SB) and Rylee Pierce (12 SB) add more speed to the order, while Pierce (nine doubles, seven homers) is a dual threat like Fagan and Crane.
- In the circle, Paige Lowary leads the way with 162 innings of work, where she's struck out 125 and walked 94 en route to a 3.37 ERA.
- She's allowed 14 home runs and a .248 batting average while uncorking 23 wild pitches.
- Danielle Baumgartner ranks second on the team in innings (108.2) but leads the way with a 1.81 ERA. She's only struck out 53 while walking 24, and opponents hit .274 against her.
- Missouri's opponents have committed 89 errors, tallying a .939 fielding percentage.

MISSOURI AND SOUTH CAROLINA AGAINST COMMON FOES

- There are five common opponents between the Gamecocks and the Tigers, both going 4-9 against the slate.
- Both lost to No. 2 Michigan in neutral site affairs, SC 15-3 (5) and Mizzou 13-0 (5).
- Both lost the series to Alabama two out of three, Missouri in Tuscaloosa and SC at home.
- Georgia went to Missouri and swept the Tigers, a team the Gamecocks took two of three from at home.
- The Tigers took two of three at Mississippi, a team the Gamecocks lost two of three to at home.
- Both fell to Kentucky, the Tigers getting the middle game in Lexington while the Gamecocks were swept at home by the Wildcats.

TIES BETWEEN SOUTH CAROLINA AND MISSOURI

- Missouri's Kolby Romaine played with the same SoCal A's group that gave South Carolina Kennedy Clark, Hayley Copeland and Kaylea Snaer.
- Both Mizzou's Sami Fagan and South Carolina's Kenzi Maguire played with Team North Florida on the travel-ball circuit.

SC HISTORY vs. THE TIGERS

- Missouri leads the series 8-4, taking eight of nine of the SEC games.
- South Carolina owns three neutral-site wins in the series, coming in 1992, 1995 and 2002.

THE LAST SERIES - SOUTH CAROLINA AT MISSOURI - MAY 6-8, 2016

- The Gamecocks and Tigers played three close games last weekend, with Missouri claiming two of three.
- The Tigers won Friday night 5-2 thanks to three Gamecock errors and two steals of home by Sami Fagan.
- Nickie Blue tossed a two-hitters on Saturday to lead the Gamecocks to a 3-1 win.
- Mizzou took the finale 2-0, despite the Gamecocks getting five hits. South Carolina left eight on in the loss.
- Both Kamryn Watts and Ansley Ard went 3-for-8 in the series for SC, Ard going 2-for-3 with two RBI in Saturday's victory.

CLARK LEADING GAMECOCK NEWCOMERS AT THE PLATE

- Freshman outfielder Kennedy Clark has started all but two games and leads the team in on-base percentage (.458) while ranking third with four home runs.
- Clark tied the program record with two round-trippers in the Ohio win.
- The freshman has driven home nine runners from third with less than two outs in 13 tries while also advancing runners at a .586 clip (65-for-111).
- Clark shared SEC Freshman of the Week honors for the week of March 6 with Kentucky's Abbey Cheek after hitting .588 with seven RBI, both team highs, in a 5-0 week.

OTHER NEWCOMER CONTRIBUTIONS FOR SOUTH CAROLINA

- The other four newcomers to the 2016 Gamecocks have all made their presence known.
- Junior Jessica Elliott has gone 17-8 with a 2.77 ERA in 43 appearances.
- Alexis Mack, a freshman who set Ohio high school's all-time stolen base record, is second on the team in stolen bases (14), runs scored (34) and batting average (.356).
- Mack has moved up runners at a .607 clip, tops on the team, hitting mainly in the No. 2 spot in her 40 starts. Her team-best eight sacrifice bunts has helped in this situation.
- Freshman Kenzi Maguire has started 39 games at shortstop and leads the team with 14 HBPs, second in a single season at South Carolina.
- Mack, Maguire and Clark, hitting 2-3-4 in the lineup, combined to go 15-for-23 in wins over UConn and Kennesaw State, scoring nine runs and driving in eight as a group.
- Finally, Lex Hull is 6-for-31 and has started behind the plate in eight Gamecock wins.
- The series win also stretches a streak of gaining at least one road SEC series win to four years.

GAMECOCKS OFF THE DIAMOND

- The 2015 Gamecocks posted the team's best GPA at 3.442.
- Thirteen Gamecocks garnered NFCA Scholar-Athlete honors in 2014-15, the most in the past five seasons.
- Victoria Williams became the 16th Gamecock selection to CoSIDA's Academic All-District team with her pick last year.
- Off the 2015 roster with 22 students, 19 Gamecocks earned SEC Academic Honor Roll nods last year.
- Sophomore Jordyn Augustus is one of 15 South Carolina students on the Columbia campus selected to participate in the Carolina Leadership Initiative for this academic year.
- Many Gamecocks have been on mission trips during their summers, including Augustus, Effie Manahan and Macey Webb.
- The softball team has won the department's Community Outreach Team of the Year twice under Bev Smith in 2011 and 2013.
- Gamecock signees Mackenzie Boesel, Cayla Drotar and Alexis Lindsey, during their official visit this fall, joined the team and community helping Columbia recover from the historic floods that devastated the Midlands in early October.

SC IN THE NCAA STATS (as of May 8)		
OFFENSIVE CATEGORY	Stat	Rank
Batting Average	.298	85th
Slugging Percentage	.423	104th
Scoring	4.75	112th
Doubles Per Game	1.35	89th
Triples Per Game	0.15	152nd
Home Runs Per Game	0.53	177th
Stolen Bases Per Game	0.98	126th
PITCHING CATEGORY	Stat	Rank
Earned Run Average	2.91	65th
FIELDING CATEGORY	Stat	Rank
Fielding Percentage	.971	28th
Double Plays Per Game	0.40	56th
OFFENSIVE CATEGORY	Stat	Rank
Slugging Percentage		
Kaylea Snaer	.607	236th
Alaynie Page	.589	284th
Doubles Per Game		
Kaylea Snaer	0.44	2nd
Hit by Pitch Per Game		
Kenzi Maguire	0.33	20th
Victoria Williams	0.24	65th
Jordan Bizzell	0.24	69th
Kennedy Clark	0.23	85th
Sacrifice Hits Per Game		
Alexis Mack	0.17	141st
Sacrifice Flies		
Alaynie Page	3	95th
Kaylea Snaer	3	95th
Krystan White	3	95th
Toughest to Strikeout (AB/SO)		
Alexis Mack	16.7	127th
PITCHING CATEGORY	Stat	Rank
Earned Run Average		
Nickie Blue	2.57	139th
Saves		
Nickie Blue	6	6th
Strikeouts		
Nickie Blue	116	142nd
Hits Allowed per 7 Innings		
Nickie Blue	5.87	95th
Jessica Elliott	6.33	141st

GAMECOCKS' LAST AT-BAT	
GAME-WINNING HITS	
Krystan White (2B)	vs. Southern Utah (2/27)
Kennedy Clark (1B)	vs. Michigan State (3/5)
Kaylea Snaer (1B) in 10th	vs. UConn (3/5)
Jordan Bizzell (1B) in 8th	vs. SIUE (3/8)
Ansley Ard (GS HR)	vs. Buffalo-1 (3/16)
Ansley Ard (HR)	vs. Georgia (3/20)
Kaylea Snaer (HR) in 8th	vs. Georgia (3/21)
Krystan White (3B)	at Arkansas (4/9)

CAREER START BY POSITION MATRIX (EXCLUDING PITCHERS)									
	C	1B	2B	3B	SS	LF	CF	RF	DP
Ard	-	-	-	-	-	17	54	39	12
Bizzell	41	-	-	39	-	-	-	-	12
Clark	-	-	-	-	-	-	6	47	-
Duffy	-	-	-	-	-	-	1	9	8
Hull	14	-	-	-	-	-	-	-	-
Mack	-	-	19	-	-	-	-	-	20
Maguire	-	-	-	-	39	-	-	-	-
Masters	-	-	75	37	-	-	-	-	-
Page	-	-	-	-	-	208	5	-	-
Snaer	-	161	-	-	-	-	-	-	1
Watts	-	-	-	37	22	-	-	-	-
White	-	-	21	2	54	-	-	-	1
T. Williams	-	-	-	53	-	5	-	-	2
V. Williams	-	9	-	9	-	-	-	24	85

CAREER START BY BATTING ORDER MATRIX									
	1	2	3	4	5	6	7	8	9
Ard	3	12	-	-	5	17	8	4	72
Bizzell	-	19	2	-	9	9	13	38	3
Blue	-	-	-	-	-	-	-	1	-
Clark	3	7	34	6	3	-	-	-	-
Duffy	-	4	-	-	-	4	2	2	7
Hull	-	-	-	-	-	-	4	10	-
Mack	5	30	-	-	-	1	-	1	2
Maguire	3	9	6	-	2	12	6	1	-
Masters	-	29	8	-	30	22	16	2	5
Page	103	80	4	2	-	2	3	13	6
Snaer	-	-	33	91	26	6	6	-	-
Watts	-	-	-	-	-	-	11	22	25
White	-	1	-	4	25	8	1	23	14
T. Williams	-	-	-	1	2	13	35	7	2
V. Williams	-	-	48	26	26	17	9	1	-

18 NCAA TOURNAMENT BIDS ♦ EIGHT WOMEN'S COLLEGE WORLD SERIES APPEARANCES

'16 GAMECOCKS IN SOUTH CAROLINA'S SINGLE-SEASON TOP 15 LISTS

OFFENSIVE CATEGORY	Stat	Rank
Batting Average		
Kaylea Snaer	.366	13th
On-Base Percentage		
Kennedy Clark	.458	12th
Runs Per Game (Min. 30)		
Alaynie Page	0.76	15th
Doubles		
Kaylea Snaer	24	1st
Doubles Per Game (Min. 11)		
Kaylea Snaer	0.44	1st
Home Runs		
Alaynie Page	9	T-6th
Home Runs Per Game (Min. 8)		
Alaynie Page	0.16	7th
Slugging Percentage		
Kaylea Snaer	.604	10th
Alaynie Page	.589	T-13th
RBI		
Alaynie Page	40	T-10th
RBI Per Game (Min. 30)		
Alaynie Page	0.73	T-8th
Kaylea Snaer	0.71	13th
Walks Per Game (Min. 20)		
Kennedy Clark	0.49	13th
Alaynie Page	0.47	14th
Hit By Pitches		
Kenzi Maguire	14	2nd
Kennedy Clark	12	T-3rd
Jordan Bizzell	12	T-3rd
Victoria Williams	11	7th
Taylor Williams	8	T-9th
Sacrifice Flies		
Alaynie Page	3	T-13th
Kaylea Snaer	3	T-13th
Krystan White	3	T-13th
Stolen Bases		
Alaynie Page	16	T-13th
Stolen Bases Per Game (Min. 15)		
Alaynie Page	0.29	11th
Stolen Base Percentage (Min. 15 SBA)		
Alaynie Page	.889 (16-18)	14th
PITCHING CATEGORY		
Appearances		
Nickie Blue	46	T-4th
Jessica Elliott	43	T-12th
Games Started		
Jessica Elliott	34	T-11th
Relief Appearances		
Nickie Blue	25	T-2nd
Saves		
Nickie Blue	6	T-3rd
Wild Pitches		
Jessica Elliott	13	T-8th
Hayley Copeland	10	T-14th
Hit Batters		
Jessica Elliott	25	1st
DEFENSIVE CATEGORY		
Assists (OF)		
Kennedy Clark	6	T-8th

GAMECOCKS IN SOUTH CAROLINA'S CAREER TOP-20 STOLEN BASE LISTS

CATEGORY	Stat	Rank
Stolen Bases		
Alaynie Page	51	5th
Ansley Ard	30	12th
Stolen Bases Per Game (Min. 20 SB)		
Alaynie Page	0.23	5th
Ansley Ard	0.16	11th
Stolen Base Percentage (Min. 25 SBA)		
Alaynie Page	.895 (51-57)	7th
Ansley Ard	.789 (30-38)	19th

SINGLE-SEASON CHART MOVEMENTS

- Kaylea Snaer has already broken the program's single-season doubles record of 21, set by current volunteer assistant Tina Plew in 1995.
- Alaynie Page's next homer ties her with Debralee Troesh's 2003 total of 10 in fifth.
- Page's next RBI ties her for eighth with two others, while three ties her for sixth with two more. Five RBI matches her production from last year, which stands fifth in SC history.
- Two RBI for Snaer ties her for 15th with three others with 39 on the year.
- One sacrifice fly for Page, Snaer or Krystan White would put that person into a tie for seventh with seven others.
- The next walk to Page or Kennedy Clark ties that person with two others in 14th for a year at South Carolina with 27.
- The next stolen base for Page ties her with two others in 11th, while Alexis Mack is one from tying six in 15th.
- Nickie Blue is one appearance from matching her total from 2014, which ranks third.
- Jessica Elliott's next appearance ties two others in 10th.
- Elliott's next start ties her with Darlene Gareis's 1995 tally in 10th.
- Blue's next save matches her NCAA-leading total from her freshman year of seven, which ranks second in program history.

WHITE HITS HER WAY INTO LINEUP

- Sophomore Krystan White has hit her way into the lineup this spring, starting with a career-best day against Winthrop, going 3-for-4 with a homer and five RBI against the Eagles.
- She's now drawn 40 starts and played all four spots in the infield.
- She's driven in 14 runners from third with less than two outs in 19 tries.
- She tied her career high with a 3-for-4 Saturday against Troy while adding three RBI in the series finale.
- Her first career triple capped the seventh-inning comeback in the Saturday win at Arkansas.

GAMECOCKS HAVE MEMORABLE WEEKEND IN SERIES WIN AT ARKANSAS

- Both of South Carolina's wins at Arkansas came with notes galore.
- Friday night's 14-0 win in five innings marked the largest margin of victory for the Gamecocks in SEC play and the most runs scored in an SEC game by South Carolina.
- The Gamecocks tallied 19 hits, also a high mark in SEC play.
- Eleven different Gamecocks had hits, including all nine of the starters.
- On Saturday, the Gamecocks rebounded from a 5-1 deficit to take a 7-5 win, scoring five runs in the seventh to complete the comeback.
- That's the first win for SC when entering the seventh trailing since March 30, 2014, when the Gamecocks came back to down Mississippi on Sunday 7-6 with a pair of bases-loaded walks.
- Sophomore Krystan White drove in the game-winning run with her first career triple.
- The Gamecocks won their fifth-consecutive series against the Razorbacks, including their third straight at Bogle Park.

SMITH HAS FORMER STAFF MEMBERS AND GAMECOCK PLAYERS COACHING

- Gamecock head coach Beverly Smith has a growing collegiate coaching tree from her short time at South Carolina, as seen below.

Coach	Current Job	SC Role
Janelle Breneman	Head coach, UNC Greensboro	Assistant coach 2011-12
Chrissy Schoonmaker	Assistant coach, Connecticut	Volunteer assistant 2011-12
Laura Trout	Assistant coach, Illinois	Volunteer assistant 2013-14
Ashley Chastain	Pitching coach, College of Charleston	Student 2011, Manager 2012-13
Kelley Dillon	Assistant coach, College of Charleston	Student 2011-13
Kaela Jackson	Assistant coach, Michigan State	Student 2010-11, Volunteer assistant 2015
Chelsea Hawkins	Assistant coach, UNC Greensboro	Student 2011-14, Manager 2015

OFFENSIVE RECORDS FALLING REGULARLY FOR GAMECOCKS UNDER SMITH

- In head coach Beverly Smith's first six years, the Gamecocks have broken team offensive records 25 times (tracked on page 15 in these notes), already adding to the total this year.
- This year, the Gamecocks have been hit 79 times, already tops in SC history.
- South Carolina snapped four more team offensive records in 2015: home runs (60), HR per game (1.00), on-base percentage (.391) and slugging percentage (.473).
- Smith's teams have set the home run and slugging percentage records now in four-straight seasons and the on-base percentage mark in each of the last three.
- While not a record, the Gamecocks have hit .291 over the past four seasons, 75 points higher than the year before Smith came to Columbia.

GAMECOCK PITCHING MAKING STRIDES

- Beverly Smith's pupils in the circle have improved greatly in her first five seasons.
- Gamecock pitching has improved its strikeout-to-walk ratio in each of the past three seasons.
- Junior Nickie Blue, who led the nation in saves as a freshman, posted over 200 innings in the circle and an ERA under 2.00 in 2015, one of two in the SEC to post such numbers (Lauren Haeger of Florida the other).
- Blue's 165 strikeouts last season rank 14th in Gamecock history.
- Graduate Julie Sarratt put her name in the career top 10 for pitchers in eight major categories, including a tie for third in appearances (142).

ROSTER NOTES

- Seven position player starters return for the Gamecocks from last year's squad.
- SC lost four seniors who combined to start 143 games, including every start at catcher and 57 of 60 starts in centerfield.
- Every major offensive category leader from 2015 returns for the Gamecocks, 14 of those by Alaynie Page.
- The Gamecocks return over 70 percent of its offense in most categories, from 79.9 percent of their walks to 71.7 percent of the home runs.
- The highest percentage lost in any offensive category is triples at 37.5, with five of those by Kristen Struett.
- Forty of the Gamecocks' 41 stolen bases return.
- In the circle, 53.1 percent of the innings return, most by staff ace Nickie Blue.
- Blue also brings back 61.4 percent of the team's strikeouts.
- Five newcomers join the squad, led by NJCAA Pitcher of the Year Jessica Elliott.
- The team is dominated by South Carolina natives, with 25 percent of the roster (five players) hailing from the Palmetto State. California is second with four players.
- The Gamecocks hail from 11 states this year, with the newcomers coming from California, Florida, Kentucky and Ohio.
- Nickie Blue and Hayley Copeland are the first Gamecock duo who are both over six-feet tall.
- While both Williams' and juniors by class, Taylor and Victoria are not sisters.

SOUTH CAROLINA BATTING AROUND IN 2016

- On 12 occasions, the Gamecocks have sent nine or more batters to the plate.
- Three of those came in one game, a 21-4 (5) victory over Southern Utah (2/26).

Date	Opponent	Inn.	Batters	Runs
2/17	North Carolina	4	10	6
2/19	UNCG	5	9	7
2/21	Winthrop	1	9	6
2/26	Southern Utah	1	12	7
2/26	Southern Utah	2	11	5
2/26	Southern Utah	3	13	8
3/16	Buffalo-1	6	12	6
3/30	Charlotte	4	16	10
4/3	Troy	3	10	6
4/5	UNCW	4	9	4
4/8	Arkansas	4	10	4
4/8	Arkansas	5	13	7

GAMECOCKS VS. RANKED OPPONENTS

- South Carolina is 110-270-1 (.290) against opponents ranked in the NFCA top 25 since 1995.
- Broken down by site, the Gamecocks are 50-88 (.362) at home, 20-123 (.140) on the road and 40-59-1 (.405) in neutral-site outings.
- This year, the Gamecocks are 4-15 against foes ranked at game time, including winning the series at home against No. 12/12 Georgia.
- Last season, SC went 6-16 against foes ranked by the NFCA at game time, including two wins over both No. 9 Tennessee and No. 14 Kentucky.
- The South Carolina series win over Tennessee was the Gamecocks' first series win over a top-10 foe since 2009 (No. 4 Alabama).

GAMECOCKS HAVE A RICH HISTORY IN NCAA TOURNAMENT

- South Carolina earned its 18th bid in the NCAA Tournament last season, its third straight under head coach Beverly Smith.
- The Gamecocks are 34-35 in those trips, making three Women's College World Series in their history (1983, 1989 and 1997).
- The program has five ALAW World Series trips in its history as well prior to 1982.

SC IN THE SEC STATS (as of May 8)		
SEC Games Only		
OFFENSIVE CATEGORY	Stat	Rank
Batting Average	.242	10th
Slugging Percentage	.328	11th
On-Base Percentage	.329	11th
Runs Scored	63	11th
Hits	147	10th
RBI	53	11th
Doubles	17	10th
Triples	1	T-10th
Home Runs	11	11th
Total Bases	199	10th
Walks	57	12th
Hit by Pitches	24	2nd
Sacrifice Bunts	10	T-6th
Sacrifice Flies	6	T-4th
Stolen Bases	17	8th
PITCHING CATEGORY	Stat	Rank
Earned Run Average	3.73	8th
Opposing Batting Average	.280	9th
Strikeouts	69	T-12th
FIELDING CATEGORY	Stat	Rank
Fielding Percentage	.960	11th
Chances	694	4th
Fielding Double Plays	13	2nd
SC PLAYERS IN SEC STATS		
OFFENSIVE CATEGORY	Stat	Rank
Doubles		
Kaylea Snaer	5	T-10th
Total Bases		
Kaylea Snaer	40	T-14th
Hit by Pitch		
Victoria Williams	5	T-6th
Kenzi Maguire	5	T-6th
Kennedy Clark	4	T-10th
Sacrifice Bunts		
Alexis Mack	5	T-2nd
Sacrifice Flies		
Kaylea Snaer	2	T-5th
Stolen Bases		
Alaynie Page	5	T-11th
PITCHING CATEGORY	Stat	Rank
Innings Pitched		
Nickie Blue	84.2	7th
Jessica Elliott	66.2	T-12th
Wins		
Nickie Blue	6	T-10th
FIELDING CATEGORY	Stat	Rank
Putouts		
Kaylea Snaer	167	T-4th
Assists		
Kenzi Maguire	56	T-5th
Fielding Double Plays		
Kaylea Snaer	12	2nd

18 NCAA TOURNAMENT BIDS ♦ EIGHT WOMEN'S COLLEGE WORLD SERIES APPEARANCES

GAMECOCKS IN SOUTH CAROLINA'S CAREER TOP-20 BATTING LISTS

HITTING CATEGORY	Stat	Rank
Batting Average (Min. 250 AB)		
Ansley Ard	.331	9th
Alaynie Page	.324	11th
Kaylea Snaer	.310	14th
On-Base Percentage (Min. 250 AB)		
Alaynie Page	.430	T-4th
Victoria Williams	.410	7th
Kaylea Snaer	.409	8th
Ansley Ard	.373	T-15th
Lauren Masters	.366	T-18th
Runs		
Alaynie Page	174	5th
Runs Per Game (Min. 60 Runs)		
Alaynie Page	0.77	3rd
Jordan Bizzell	0.50	15th
Ansley Ard	0.45	19th
Hits		
Alaynie Page	215	10th
Hits Per Game (Min. 100 Hits)		
Alaynie Page	0.95	11th
Kaylea Snaer	0.88	16th
Doubles		
Kaylea Snaer	40	T-6th
Alaynie Page	36	T-12th
Doubles Per Game (Min. 20 Doubles)		
Kaylea Snaer	0.25	1st
Victoria Williams	0.16	15th
Alaynie Page	0.16	16th
Triples		
Alaynie Page	12	T-5th
Triples Per Game (Min. 7 Triples)		
Alaynie Page	0.05	7th
Home Runs		
Alaynie Page	33	T-1st
Kaylea Snaer	20	T-5th
Taylor Williams	11	T-20th
Home Runs Per Game (Min. 8 Home Runs)		
Alaynie Page	0.15	3rd
Kaylea Snaer	0.12	4th
Taylor Williams	0.11	7th
Victoria Williams	0.07	T-19th
Total Bases		
Alaynie Page	374	5th
Kaylea Snaer	248	T-15th
Slugging Percentage (Min. 250 AB)		
Alaynie Page	.563	3rd
Kaylea Snaer	.534	6th
Victoria Williams	.448	16th
Ansley Ard	.438	T-18th
RBI		
Alaynie Page	133	4th
Kaylea Snaer	108	11th
RBI Per Game (Min. 60 RBI)		
Kaylea Snaer	0.66	2nd
Alaynie Page	0.59	5th
Victoria Williams	0.51	10th
Walks		
Alaynie Page	104	T-2nd
Kaylea Snaer	80	6th
Victoria Williams	52	T-17th
Walks Per Game (Min. 40 BB)		
Kaylea Snaer	0.49	1st
Alaynie Page	0.46	3rd
Victoria Williams	0.35	8th
Jordan Bizzell	0.34	11th
Lauren Masters	0.34	12th
Hit by Pitches		
Jordan Bizzell	28	2nd
Alaynie Page	23	3rd
Victoria Williams	20	T-4th
Lauren Masters	14	T-9th
Kenzi Maguire	14	T-9th
Taylor Williams	13	T-12th
Kennedy Clark	12	T-14th
Sacrifice Flies		
Kaylea Snaer	8	T-5th
Alaynie Page	5	T-13th
Krystan White	5	T-13th

WHERE THEY GO NEXT ON CAREER CHARTS

- Alaynie Page is two hits from tying Meghan Cornett (2002-05) in ninth all-time.
- One double for Alaynie Page ties her with Laura Mendes (2008-11) in 11th, while two joins her with fellow All-American Karen Sanchelli (1985-88) in a tie for 10th. Three would bring her even with two others in eighth.
- It takes two triples for Page to tie Ashton Payne (2006-09) for fourth in program history.
- One home run for Page breaks the tie with McKenna Hughes (2004-07) and gives Page the all-time homer mark outright.
- Kaylea Snaer needs one long ball to tie for fourth with former teammate Chelsea Hawkins (2011-14).
- One blast for Taylor Williams brings her even with four others in 16th, while one homer for Victoria Williams ties her for 20th with six others, including teammate Taylor, who tallied 11.
- Snaer is one RBI from matching Meghan Cornett (2002-05) for 10th in SC's annals, while four brings her even with Andrea Beall (1989-92) in ninth.
- Two free passes to Snaer ties her with former All-American Kim Pietro (1996-99) in fifth.
- One walk for Victoria Williams ties her with Sonya Smith (1983-85) in 16th. Lauren Masters is two walks from joining the quartet that includes Williams in 17th.
- Victoria Williams needs one HBPs to join two others in fifth.
- Two more HBPs join Masters with former teammate Samie Garcia (2011-13) in eighth.
- Kennedy Clark, Kenzi Maguire and Taylor Williams are all one HBP from tying Evan Childs (2009-12) in 11th.
- Snaer's next sacrifice fly joins her with Sondra Hall (1997-2000) in fourth, while Page and Krystan White are one in back of Laura Mendes (2008-11), who ranks 12th.
- One stolen base for Ansley Ard ties her for 11th with Payne.
- Blue is one start shy of tying Melanie Henkes (2003-06) in 10th.
- One complete game joins Blue with Kim Sheridan (1993-96) in 11th, while her next solo shutout, ties Blue with two others in 11th.
- Blue is one strikeout shy of tying Sarratt in eighth with 400.
- One save ties Blue for the school record, held by Aleca Johnson (2002-05).

GAMECOCKS IN SOUTH CAROLINA'S CAREER TOP-15 PITCHING LISTS

PITCHING CATEGORY	Stat	Rank	PITCHING CATEGORY	Stat	Rank
Innings Pitched			Strikeouts		
Nickie Blue	559.1	9th	Nickie Blue	399	9th
Wins			Strikeouts Per 7 Innings Pitched (Min. 250 IP)		
Nickie Blue	55	T-8th	Nickie Blue	4.99	10th
Winning Percentage			Hits Per 7 Innings Pitched (Min. 250 IP)		
Nickie Blue	.640 (55-31)	12th	Nickie Blue	6.12	14th
Appearances			Relief Appearances		
Nickie Blue	132	5th	Nickie Blue	61	2nd
Games Started			Saves		
Nickie Blue	71	T-11th	Nickie Blue	17	2nd
Complete Games			Wild Pitches		
Nickie Blue	39	12th	Nickie Blue	34	T-1st
Shutouts			Hit Batters		
Nickie Blue	11	T-13th	Nickie Blue	34	5th
			Jessica Elliott	25	8th

2016 WIN-LOSS SUMMARY

Total	35-20
Conference	7-17
Non-Conference	28-3
Postseason	0-0
Home	23-9
Away	7-10
Neutral	5-1
vs. Ranked Opponents (NFCA)	4-15
vs. RPI Top 50 (current)	8-17
vs. RPI Top 100 (current)	17-19
vs. 2015 NCAA Tournament teams	8-16
on TV	5-2
on SEC Network +	21-15
vs. South Carolina teams	5-0
February	13-2
March	12-7
April	9-8
May	1-3
Day	23-12
Night	12-8
vs Left	7-4
vs Right	28-16
1-Run games	9-2
2-Run games	8-5
5+ Run games	14-6
Extra inns	3-0
Shutouts	10-6
Scoring 0-2 runs	6-15
Scoring 3-5 runs	8-5
Scoring 6-9 runs	14-0
Scoring 10+ runs	7-0
Opponent 0-2 runs	24-3
Opponent 3-5 runs	9-10
Opponent 6-9 runs	2-4
Opponent 10+ runs	0-3
Scored in 1st inning	20-4
Opp. scored in 1st inning	6-8
Scores first	24-5
Opp. scores first	11-15
After 4 leading	29-2
After 4 trailing	4-18
After 4 tied	2-0
After 5 leading	22-2
After 5 trailing	2-14
After 5 tied	5-0
After 6 leading	19-1
After 6 trailing	1-15
After 6 tied	5-0
Hit 0 home runs	17-19
Hit 1 home run	12-0
Hit 2+ home runs	6-1
Opponent 0 home runs	30-11
Opponent 1 home run	4-5
Opponent 2+ home runs	1-4
Made 0 errors	18-6
Made 1 error	14-6
Made 2+ errors	3-7
Opp. made 0 errors	10-7
Opp. made 1 error	12-10
Opp. made 2+ errors	13-3
Out-hit opponent	31-5
Out-hit by opponent	2-14
Hits are tied	2-1
Largest margin of victory	17 (vs. Southern Utah, 2/26)
Biggest deficit overcome	4, (at Arkansas [5-1] 4/9)
Shortest game	L at LSU (4/23), 1:30
Longest game	W vs. UConn (3/5), 3:01

NATIONAL RANKINGS - WEEK 13

USA TODAY/NFCA

Rk	Team	Record	Points	Pre.
1	Florida (31)	799	52-4	1
2	Michigan (1)	768	44-4	2
3	Oregon	731	42-7	3
4	Alabama	690	45-11	4
5	Oklahoma	655	45-7	7
6	Florida State	628	45-8	5
7	James Madison	581	43-4	8
8	Auburn	573	46-9	6
9	Louisiana-Lafayette	543	40-7	9
10	Tennessee	505	40-13	10
11	Kentucky	496	43-11	12
12	LSU	449	42-14	13
13	Washington	429	33-13	11
14	UCLA	389	35-13-1	14
15	Georgia	323	40-16	15
16	Texas A&M	314	37-17	17
17	Missouri	302	39-13	16
18	Arizona	223	34-18	18
19	Fresno State	214	39-9-1	20
20	Notre Dame	188	39-10	19
21	Baylor	180	43-12	21
22	Florida Atlantic	150	47-7	22
23	Minnesota	130	38-12	23
24	USF	71	43-12	24
25	UCF	23	35-19	25

RV: Cal State Fullerton (8), California (8), Texas (7), Utah (2), Arizona State (1).

ESPN.COM/USA SOFTBALL

Rk	Team	Record	Points	Pre.
1.	Florida (18)	52-4	498	1
2.	Michigan (1)	44-4	480	2
3.	Oregon	42-7	452	3
T4	Alabama	45-11	427	4
T4	Oklahoma (1)	45-7	427	7
6.	Florida State	45-8	396	5
7.	James Madison	43-4	365	8
8.	Auburn	46-9	346	6
9.	Tennessee	40-13	338	9
10.	Louisiana-Lafayette	40-7	325	10
11.	Kentucky	43-11	309	12
12.	UCLA	35-13-1	267	13
13.	LSU	42-14	258	T14
14.	Washington	33-13	255	11
15.	Missouri	39-13	215	T14
16.	Baylor	43-12	183	17
17.	Fresno State	39-9-1	176	18
18.	Georgia	40-16	160	16
19.	Minnesota	38-12	154	19
20.	Texas A&M	37-17	119	23
21.	Arizona	34-18	101	20
22.	Florida Atlantic	47-7	77	24
23.	Notre Dame	39-10	62	21
24.	USF	43-13	53	22
25.	Texas	37-14	16	RV

RV: Ohio State (9), Louisville (8), UCF (7), Utah (6), Mississippi (5), Cal State Fullerton (2), California (2), North Dakota State (2)

Note: SC opponents in *italics*

MISCELLANEOUS BATTING STATS

HITTING STREAKS

	LONG '16	CURRENT	CAREER	LONG
Alaynie Page	13	1		14
Alexis Mack	10	-		10
Kennedy Clark	9	1		9
Kaylea Snaer	8	-		9
Victoria Williams	7	-		7
Krystan White	7	-		7
Kenzi Maguire	6	-		6
Ansley Ard	5	2		6
Kamryn Watts	5	3		5
Taylor Williams	5	-		5
Jordan Bizzell	4	-		7
Lauren Masters	3	-		5
Tiara Duffy	3	-		5
Lex Hull	3	-		3
Jordyn Augustus	2	-		2
Effie Manahan	-	-		2
Nickie Blue	-	-		1
Macey Webb	-	-		1

REACHED BASE STREAKS

	LONG '16	CURRENT	CAREER	LONG
Alaynie Page	17	1		21
Kennedy Clark	16	8		16
Kaylea Snaer	15	-		16
Victoria Williams	11	-		11
Alexis Mack	10	-		10
Kamryn Watts	9	3		9
Tiara Duffy	8	-		8
Krystan White	7	3		7
Taylor Williams	7	-		11
Kenzi Maguire	7	-		7
Ansley Ard	5	3		8
Jordan Bizzell	5	2		8
Lauren Masters	5	-		14
Lex Hull	5	-		5
Jordyn Augustus	2	1		2
Macey Webb	1	1		1
Effie Manahan	1	-		2
Nickie Blue	-	1		1

PITCHES SEEN PER PLATE APPEARANCE

	PA	NP	Avg.
Ansley Ard	130	474	3.65
Jordyn Augustus	6	15	2.50
Jordan Bizzell	121	510	4.21
Kennedy Clark	193	785	4.07
Tiara Duffy	38	132	3.47
Lex Hull	38	168	4.42
Alexis Mack	134	431	3.22
Kenzi Maguire	129	438	3.40
Effie Manahan	2	5	2.50
Lauren Masters	63	236	3.75
Alaynie Page	209	724	3.46
Kaylea Snaer	188	719	3.82
Kamryn Watts	98	322	3.29
Macey Webb	11	44	4.00
Krystan White	138	442	3.20
Taylor Williams	79	334	4.23
Victoria Williams	118	445	3.77

PITCHES THROWN PER PLATE APPEARANCE

	BF	NP	Avg.
Nickie Blue	775	2965	3.83
Hayley Copeland	43	214	4.98
Jessica Elliott	769	3030	3.94

18 NCAA TOURNAMENT BIDS ♦ EIGHT WOMEN'S COLLEGE WORLD SERIES APPEARANCES

GAME-BY-GAME GAMECOCK LINEUP BY POSITION

Date	Opponent	W/L	C	1B	2B	3B	SS	LF	CF	RF	DP	P
2/12	vs. No. 2/2 Michigan	L	Bizzell	Snaer	Masters	T. Williams	Maguire	Page	Ard	Clark	V. Williams	Blue
2/12	at USF	W	Bizzell	Snaer	Masters	Watts	Maguire	Page	Ard	Clark	V. Williams	Elliott
2/13	vs. Virginia Tech	W	Bizzell	Snaer	Mack	T. Williams	Maguire	Page	Ard	Clark	V. Williams	Elliott
2/14	vs. Illinois State	W	Bizzell	Snaer	Masters	Watts	Maguire	Page	Clark	Duffy	V. Williams	Blue
2/17	North Carolina	W	Bizzell	Snaer	Masters	Watts	Maguire	Page	Ard	Clark	V. Williams	Elliott
2/19	UNCG	W	Bizzell	Snaer	Masters	T. Williams	Maguire	Page	Clark	Duffy	V. Williams	Blue
2/20	Ohio	W	Hull	Snaer	Mack	Watts	Maguire	Page	Ard	Clark	V. Williams	Elliott
2/21	Longwood	W	Bizzell	Snaer	Masters	T. Williams	Maguire	Page	Ard	Clark	V. Williams	Blue
2/21	Winthrop	W	Hull	Snaer	Mack	Watts	White	Page	Clark	Duffy	V. Williams	Elliott
2/23	Coastal Carolina	W	Bizzell	Snaer	Masters	Watts	Maguire	Page	Ard	Clark	V. Williams	Elliott
2/26	at UC Santa Barbara	L	Bizzell	Snaer	Mack	Watts	Maguire	Page	Ard	Clark	V. Williams	Blue
2/26	vs. Southern Utah	W	Hull	Snaer	Masters	T. Williams	White	Page	Ard	Clark	Mack	Elliott
2/27	at UC Santa Barbara	W	Bizzell	Snaer	Mack	Watts	Maguire	Page	Ard	Clark	White	Elliott
2/27	vs. Southern Utah	W	Hull	Snaer	Masters	T. Williams	White	Page	Clark	Duffy	Mack	Blue
2/28	vs. Georgia Tech	W	Bizzell	Snaer	Masters	Watts	White	Page	Ard	Clark	Mack	Elliott
3/1	Western Carolina	W	Bizzell	Snaer	Mack	T. Williams	White	Page	Ard	Clark	V. Williams	Blue
3/4	Kennesaw State	W	Bizzell	Snaer	Mack	Watts	White	Page	Ard	Clark	V. Williams	Elliott
3/5	Michigan State	W	Bizzell	Snaer	White	T. Williams	Maguire	Page	Ard	Clark	V. Williams	Blue
3/5	Connecticut	W	Hull	Snaer	White	T. Williams	Maguire	Page	Clark	Duffy	Mack	Elliott
3/6	Kennesaw State	W	Bizzell	Snaer	Mack	White	Maguire	Page	Ard	Clark	V. Williams	Elliott
3/8	SIU Edwardsville	W	Bizzell	Snaer	Mack	T. Williams	White	Page	Ard	Clark	V. Williams	Elliott
3/11	No. 17/15 Kentucky	L	Bizzell	Snaer	Mack	White	Maguire	Page	Ard	Clark	V. Williams	Elliott
3/12	No. 17/15 Kentucky	L	Bizzell	Snaer	Mack	Watts	Maguire	Page	Clark	Duffy	V. Williams	Blue
3/13	No. 17/15 Kentucky	L	Bizzell	Snaer	Mack	T. Williams	Maguire	Page	Ard	Clark	V. Williams	Blue
3/16	Buffalo	W	Bizzell	Snaer	Mack	Watts	White	Page	Ard	Clark	V. Williams	Blue
3/16	Buffalo	W	Hull	Snaer	Masters	T. Williams	White	Page	Ard	Clark	Mack	Elliott
3/19	No. 12/12 Georgia	L	Bizzell	Snaer	White	Watts	Maguire	Page	Ard	Clark	Mack	Blue
3/20	No. 12/12 Georgia	W	Bizzell	Snaer	White	Watts	Maguire	Page	Ard	Clark	Mack	Elliott
3/21	No. 12/12 Georgia	W	Bizzell	Snaer	White	Watts	Maguire	Page	Ard	Clark	Mack	Elliott
3/23	Charleston Southern	W	Hull	Snaer	Masters	T. Williams	White	Page	Ard	Clark	V. Williams	Elliott
3/25	at No. 3/3 Auburn	L	Bizzell	Snaer	White	Watts	Maguire	Page	Ard	Clark	Mack	Elliott
3/26	at No. 3/3 Auburn	L	Bizzell	Snaer	White	Watts	Maguire	Page	Ard	Clark	Mack	Blue
3/26	at No. 3/3 Auburn	L	Hull	Snaer	White	Watts	Maguire	Page	Ard	Clark	Mack	Elliott
3/30	at Charlotte	W	Bizzell	Snaer	Mack	T. Williams	White	Page	Ard	Clark	V. Williams	Elliott
4/2	Troy	W	Bizzell	Snaer	White	Watts	Maguire	T. Williams	Page	Clark	Mack	Blue
4/3	Troy	W	Bizzell	Snaer	White	Watts	Maguire	T. Williams	Page	Clark	V. Williams	Elliott
4/5	UNCW	W	Bizzell	Snaer	White	Watts	Maguire	T. Williams	Page	Clark	V. Williams	Elliott
4/8	at Arkansas	W	Bizzell	Snaer	White	Watts	Maguire	Page	Ard	Clark	Mack	Blue
4/9	at Arkansas	W	Bizzell	Snaer	White	Watts	Maguire	Page	Ard	Clark	Mack	Elliott
4/10	at Arkansas	L	Bizzell	Snaer	White	Watts	Maguire	Page	Ard	Clark	Mack	Blue
4/13	at USC Upstate	W	Bizzell	Snaer	Mack	Watts	White	Page	Ard	Clark	V. Williams	Elliott
4/15	Mississippi	L	Bizzell	Snaer	White	Watts	Maguire	Page	Ard	Clark	Mack	Blue
4/16	Mississippi	L	Hull	Snaer	Mack	Watts	Maguire	T. Williams	Page	Ard	V. Williams	Elliott
4/17	Mississippi	W	Hull	Snaer	Masters	Watts	White	Page	Ard	Clark	V. Williams	Elliott
4/19	Georgia Southern	L	Hull	Snaer	Mack	Watts	White	Page	Ard	Clark	V. Williams	Elliott
4/22	at No. 14/15 LSU	L	Bizzell	Snaer	Mack	Watts	Maguire	Page	Ard	Clark	V. Williams	Elliott
4/23	at No. 14/15 LSU	L	Hull	Snaer	White	Watts	Maguire	T. Williams	Page	Ard	Mack	Blue
4/24	at No. 14/15 LSU	L	Bizzell	Snaer	Mack	Watts	Maguire	Page	Ard	Clark	T. Williams	Blue
4/26	Furman	W	Hull	Snaer	Masters	Watts	White	Page	Ard	Clark	Mack	Blue
4/29	No. 4/4 Alabama	L	Bizzell	Snaer	White	Watts	Maguire	Page	Ard	Clark	Mack	Elliott
4/30	No. 4/4 Alabama	W	Bizzell	Snaer	White	T. Williams	Maguire	Page	Ard	Clark	V. Williams	Elliott
5/1	No. 4/4 Alabama	L	Bizzell	Snaer	White	T. Williams	Maguire	Page	Ard	Clark	V. Williams	Elliott
5/6	at No. 16/14 Missouri	L	Hull	Snaer	White	Watts	Maguire	Page	Ard	Clark	V. Williams	Elliott
5/7	at No. 16/14 Missouri	W	Bizzell	Snaer	White	Watts	Maguire	Page	Ard	Clark	T. Williams	Blue
5/8	at No. 16/14 Missouri	L	Bizzell	Snaer	Masters	Watts	White	Page	Ard	Clark	Mack	Elliott
5/11	vs. No. 17/15 Missouri											

GAMECOCK LINEUP BY POSITION (CAREER)

C	1B	2B	3B	SS	LF	CF	RF	DP	P
Bizzell 41	Snaer 161	Masters 75	T. Williams 53	White 54	Page 208	Ard 54	Clark 47	V. Williams 85	Blue 71
Hull 14	V. Williams 9	White 21	Bizzell 39	Maguire 39	Ard 17	Clark 6	Ard 39	Mack 20	Elliott 34
		Mack 19	Masters 37	Watts 22	T. Williams 5	Page 5	V. Williams 24	Ard 12	Copeland 1
			Watts 37			Duffy 1	Duffy 9	Bizzell 12	
			V. Williams 9					Duffy 8	
			White 2					T. Williams 2	
								Snaer 1	

GAME-BY-GAME GAMECOCK LINEUP BY BATTING ORDER

Date	Opponent	W/L	1	2	3	4	5	6	7	8	9
2/12	vs. No. 2/2 Michigan	L	Clark	Bizzell	Page	V. Williams	Snaer	Maguire	T. Williams	Masters	Ard
2/12	at USF	W	Clark	Maguire	Page	V. Williams	Snaer	Bizzell	Masters	Watts	Ard
2/13	vs. Virginia Tech	W	Page	Clark	Maguire	V. Williams	Snaer	Bizzell	T. Williams	Mack	Ard
2/14	vs. Illinois State	W	Page	Clark	Maguire	V. Williams	Snaer	Duffy	Bizzell	Masters	Watts
2/17	North Carolina	W	Page	Maguire	Clark	V. Williams	Snaer	Bizzell	Masters	Watts	Ard
2/19	UNCG	W	Page	Maguire	Clark	V. Williams	Snaer	Duffy	Bizzell	T. Williams	Masters
2/20	Ohio	W	Page	Maguire	Clark	V. Williams	Snaer	Ard	Hull	Watts	Mack
2/21	Longwood	W	Page	Maguire	Clark	V. Williams	Snaer	Masters	Bizzell	T. Williams	Ard
2/21	Winthrop	W	Page	Mack	Clark	V. Williams	Snaer	Duffy	Hull	White	Watts
2/23	Coastal Carolina	W	Page	Maguire	Clark	V. Williams	Snaer	Bizzell	Masters	Watts	Ard
2/26	at UC Santa Barbara	L	Page	Mack	Clark	V. Williams	Snaer	Maguire	Bizzell	Watts	Ard
2/26	vs. Southern Utah	W	Page	Mack	Clark	Snaer	Masters	T. Williams	White	Hull	Ard
2/27	at UC Santa Barbara	W	Page	Mack	Clark	Snaer	Maguire	White	Bizzell	Watts	Ard
2/27	vs. Southern Utah	W	Page	Mack	Clark	Snaer	White	Masters	T. Williams	Hull	Duffy
2/28	vs. Georgia Tech	W	Page	Mack	Clark	Snaer	White	Masters	Bizzell	Watts	Ard
3/1	Western Carolina	W	Page	Mack	Clark	Snaer	V. Williams	White	T. Williams	Bizzell	Ard
3/4	Kennesaw State	W	Page	Mack	Clark	Snaer	White	V. Williams	Bizzell	Watts	Ard
3/5	Michigan State	W	Page	Maguire	Clark	Snaer	White	V. Williams	T. Williams	Bizzell	Ard
3/5	Connecticut	W	Page	Mack	Maguire	Clark	White	Snaer	T. Williams	Hull	Duffy
3/6	Kennesaw State	W	Page	Mack	Maguire	Clark	Snaer	White	V. Williams	Bizzell	Ard
3/8	SIU Edwardsville	W	Page	Mack	Clark	Snaer	White	V. Williams	T. Williams	Bizzell	Ard
3/11	No. 17/15 Kentucky	L	Page	Mack	Maguire	Clark	Snaer	White	V. Williams	Bizzell	Ard
3/12	No. 17/15 Kentucky	L	Page	Mack	Maguire	Clark	Snaer	V. Williams	Duffy	Bizzell	Watts
3/13	No. 17/15 Kentucky	L	Maguire	Mack	Page	Clark	Snaer	V. Williams	T. Williams	Bizzell	Ard
3/16	Buffalo	W	Page	Mack	Clark	Snaer	V. Williams	White	Bizzell	Watts	Ard
3/16	Buffalo	W	Mack	Page	Clark	Snaer	White	T. Williams	Masters	Hull	Ard
3/19	No. 12/12 Georgia	L	Page	Mack	Clark	Snaer	Maguire	White	Bizzell	Watts	Ard
3/20	No. 12/12 Georgia	W	Page	Mack	Clark	Snaer	White	Maguire	Watts	Bizzell	Ard
3/21	No. 12/12 Georgia	W	Page	Mack	Clark	Snaer	White	Maguire	Watts	Bizzell	Ard
3/23	Charleston Southern	W	Page	White	Clark	Snaer	V. Williams	T. Williams	Masters	Hull	Ard
3/25	at No. 3/3 Auburn	L	Page	Mack	Clark	Snaer	White	Maguire	Watts	Bizzell	Ard
3/26	at No. 3/3 Auburn	L	Page	Mack	Clark	Snaer	White	Ard	Maguire	Bizzell	Watts
3/26	at No. 3/3 Auburn	L	Page	Mack	Clark	Snaer	White	Ard	Maguire	Hull	Watts
3/30	at Charlotte	W	Ard	Page	Clark	Snaer	White	V. Williams	T. Williams	Bizzell	Mack
4/2	Troy	W	Page	Mack	Clark	Snaer	White	Maguire	T. Williams	Bizzell	Watts
4/3	Troy	W	Page	Maguire	Clark	Snaer	White	V. Williams	T. Williams	Bizzell	Watts
4/5	UNCW	W	Page	Maguire	Clark	Snaer	White	V. Williams	T. Williams	Bizzell	Watts
4/8	at Arkansas	W	Page	Mack	Clark	Snaer	White	Maguire	Watts	Bizzell	Ard
4/9	at Arkansas	W	Page	Mack	Clark	Snaer	White	Maguire	Watts	Bizzell	Ard
4/10	at Arkansas	L	Page	Mack	Clark	Snaer	White	Maguire	Watts	Bizzell	Ard
4/13	at USC Upstate	W	Page	Mack	Clark	Snaer	White	V. Williams	Watts	Bizzell	Ard
4/15	Mississippi	L	Page	Mack	Clark	Snaer	White	Maguire	Watts	Bizzell	Ard
4/16	Mississippi	L	Page	Mack	Snaer	V. Williams	T. Williams	Maguire	Watts	Hull	Ard
4/17	Mississippi	W	Page	Ard	Snaer	White	Clark	V. Williams	Masters	Hull	Watts
4/19	Georgia Southern	L	Mack	Clark	Page	Snaer	V. Williams	White	Hull	Watts	Ard
4/22	at No. 14/15 LSU	L	Mack	Page	Snaer	V. Williams	Clark	Maguire	Watts	Bizzell	Ard
4/23	at No. 14/15 LSU	L	Maguire	Mack	Snaer	Page	White	T. Williams	Hull	Watts	Ard
4/24	at No. 14/15 LSU	L	Maguire	Mack	Snaer	Page	Clark	T. Williams	Watts	Bizzell	Ard
4/26	Furman	W	Mack	Page	Clark	Snaer	White	Ard	Masters	Hull	Watts
4/29	No. 4/4 Alabama	L	Mack	Page	Snaer	Clark	White	Ard	Maguire	Bizzell	Watts
4/30	No. 4/4 Alabama	W	Page	Clark	Snaer	V. Williams	White	T. Williams	Maguire	Bizzell	Ard
5/1	No. 4/4 Alabama	L	Page	Clark	Snaer	White	V. Williams	Ard	T. Williams	Maguire	Bizzell
5/6	at No. 16/14 Missouri	L	Page	Clark	Snaer	V. Williams	Ard	White	Maguire	Hull	Watts
5/7	at No. 16/14 Missouri	W	Page	Clark	Snaer	White	Ard	T. Williams	Maguire	Bizzell	Watts
5/8	at No. 16/14 Missouri	L	Clark	Page	Snaer	White	Ard	Mack	Masters	Bizzell	Watts
5/11	vs. No. 17/15 Missouri										

GAMECOCK LINEUP BY BATTING ORDER (CAREER)

Career Totals	1	2	3	4	5	6	7	8	9
	Page 103	Page 80	V. Williams 48	Snaer 91	Masters 30	Masters 22	T. Williams 35	Bizzell 38	Ard 72
	Mack 5	Mack 30	Clark 34	V. Williams 26	Snaer 26	Ard 17	Masters 16	White 23	Watts 25
	Ard 3	Masters 29	Snaer 33	Clark 6	V. Williams 26	V. Williams 17	Bizzell 13	Watts 22	White 14
	Clark 3	Bizzell 19	Masters 8	White 4	White 25	T. Williams 13	Watts 11	Page 13	Duffy 7
	Maguire 3	Ard 12	Maguire 6	Page 2	Bizzell 9	Maguire 12	V. Williams 9	Hull 10	Page 6
		Maguire 9	Page 4	T. Williams 1	Ard 5	Bizzell 9	Ard 8	T. Williams 7	Masters 5
		Clark 7	Bizzell 1		Clark 3	White 8	Maguire 6	Ard 4	Bizzell 3
		Duffy 4			Maguire 2	Snaer 6	Snaer 6	Masters 2	Mack 2
		White 1			T. Williams 2	Duffy 4	Hull 4	Blue 1	T. Williams 2
						Page 2	Page 3	Mack 1	
						Mack 1	Duffy 2	Maguire 1	
							White 1	V. Williams 1	

18 NCAA TOURNAMENT BIDS ♦ EIGHT WOMEN'S COLLEGE WORLD SERIES APPEARANCES

THE LAST TIMES

TEAM

Wins

Had a 10+ game winning streak	10 (2/26-3/8/2016)
Had a 11+ game winning streak	23 (4/6-5/18/1997)
Had a 25+ game winning streak	38 (2/22-4/5/1997)*
Won an extra-inning game	8 innings, vs. Georgia (3/21/2016)
Overcame a deficit of four or more runs	5-1 at Arkansas (4/9/2016)
Won when trailing after six innings	at Arkansas, down 5-2 (4/9/2016)
Defeated a top-5 team	vs. No. 4 Alabama (4/30/2016)
Defeated a top-5 team on the road	at No. 3 Arizona State (2/27/2014)
Defeated a top-10 team	No. 9 Tennessee (3/14/2015)
Defeated a ranked team on the road	at No. 16 Missouri (5/7/2016)
Won an SEC series from a top-5 team	No. 4 Alabama (won 2, 4/10-11/2009)
Won an SEC series from a top-10 team	No. 9 Tennessee (won 2, 3/13-15/2015)
Won an SEC road series from a top-25 team	No. 14 Kentucky (won 2, 4/17-18/2015)
Swept an SEC series	vs. Mississippi (3/29-30/2014)
Swept an SEC series on the road	at Mississippi State (4/26-28/2013)

Batting

Scored 10+ runs	14, at Arkansas (4/8/2016)
Scored 20+ runs	21, vs. Southern Utah (2/26/2016)
Scored 25+ runs	29, vs. Alabama State (3/2/2013)
Scored 30+ runs	32, vs. Allen (1977)
Scored 40+ runs	41, vs. Coker (4/22/1975)
Was no hit	at North Carolina (3/21/2012)
Recorded 10+ hits	11, vs. Furman (4/26/2016)
Recorded 12+ hits	12, vs. Mississippi (4/17/2016)
Recorded 14+ hits	19, at Arkansas (4/8/2016)
Recorded 20 hits	20, vs. Alabama State (3/2/2013)
Hit 3+ doubles	3, vs. Furman (4/26/2016)
Hit 4+ doubles	4, vs. Troy (4/3/2016)
Hit 5+ doubles	5, vs. UNCG (2/19/2016)
Hit 8 doubles	vs. Alabama State (3/2/2013)
Hit 11 doubles	vs. Coppin State (3/31/1996)
Hit two triples	vs. Maine (3/2/2012)
Hit four triples	vs. Indiana (3/12/1994)
Hit 3+ home runs	3, vs. Georgia (3/20/2016)
Hit 4+ home runs	4, vs. Ohio (2/20/2016)
Hit 6 home runs	vs. Liberty (3/5/2015)
Hit back-to-back home runs	Mooney & T. Williams vs. Mississippi State (5/3/2015)
Hit three HRs to start innings in a game	vs. Tennessee (3/13/2015)
Had two players hit 2 HR in a game	Jennings and Curtis vs. Charlotte (2/7/2004)
Stole five bases	at UNC Wilmington (3/31/2015)
Stole six bases	at Furman (3/13/2013)
Drew 6+ walks	6, vs. Mississippi (4/17/2016)
Drew 7+ walks	7, at Arkansas (4/10/2016)
Drew 8+ walks	8, at UNCW (3/31/2015)
Drew 10 walks	vs. Charleston Southern (4/1/2014)
Hit by 4+ pitches	5, vs. Buffalo (3/16/2016)
Hit by six pitches	vs. Michigan State (3/5/2016)
Did not strike out	vs. Mississippi (4/16/2016)
Struck out 10+ times	10 vs. No. 4/4 Alabama (4/30/2016)
Struck out 15 times	15 at Kentucky-2 (in 11 innings) (4/18/2015)

Pitching

Threw a perfect game	Melissa Hendon vs. Pittsburgh (3/4/2007)
Threw a no-hitter	Blue & Elliott vs. Western Carolina (3/1/2016)
Threw a one-hitter	Nickie Blue vs. Troy (4/2/2016)
Threw a two-hitter	Elliott & Copeland at Charlotte (3/30/2016)
Struck out 10+ batters	12, vs. Marshall (2/28/2015)
Did not walk a batter in the game	vs. Ohio (2/20/2016)
Allowed 10+ runs	10, at Arkansas (4/10/2016)
Allowed 15+ runs	15, vs. Michigan (2/12/2016)
Allowed 17+ runs	19, at Florida-1 (4/4/2015)
Allowed 20 runs	20, at Florida (5/8/2010)
Allowed 21+ runs	21, at Alabama (3/21/2010)
Allowed 10+ hits	11, vs. Mississippi (4/17/2016)
Allowed 15+ hits	17, at Florida-2 (4/4/2015)
Allowed 20+ hits	21, at Florida (5/8/2010)
Allowed four home runs	vs. Georgia (4/13/2013)
Allowed five home runs	vs. Alabama (4/15/2012)
Walked 7+ batters	9, at LSU (4/22/2016)
Walked 10+ batters	10, vs. Connecticut (3/5/2016)
Walked 11 batters	at Florida (4/4/2015)
Hit four batters	vs. Kentucky (3/13/2016)

Fielding

Did not commit an error	at No. 16/14 Missouri (5/7/2016)
Did not commit an error in a three-game SEC series	vs. Tennessee (3/13-15/2015)
Committed three errors	at No. 16/14 Missouri (5/6/2016)
Committed four errors	vs. California (2/21/2015)
Committed five errors	at Arkansas (4/11/2014)
Committed seven errors	vs. DePaul (3/5/2010)
Turned two double plays in a game	at LSU (4/23/2016)
Turned four double plays in a game	at Florida Atlantic (2/16/2014)

INDIVIDUAL

Batting

Had six at bats	Lauren Masters and three others at Kentucky-2 (4/18/2005)
Had seven at bats	Lindi James vs. UCLA (5/28/1983)
Had four hits	Alexis Mack vs. Connecticut (3/5/2016)
Had five hits	Sky Brown vs. Coppin State (3/31/1996)
Scored four runs	Jordan Bizzell at UNC Wilmington (3/31/2015)
Scored five runs	Olivia Lawrence vs. Alabama State (3/2/2013)
Hit two doubles	Kaylea Snaer at Arkansas (4/10/2016)
Hit three doubles	Evan Childs vs. Longwood (2/16/2010)
Hit two triples	Jessica Josker vs. Southeastern Louisiana (2/19/2005)
Hit two home runs	Alaynie Page vs. Georgia (3/20/2016)
Hit a grand slam	Ansley Ard vs. Buffalo (3/16/2016)
Hit an inside-the-park home run	Alaynie Page vs. College of Charleston (2/14/2015)
Led off a game with a home run	Alaynie Page vs. No. 4/4 Alabama (4/30/2016)
Hit a pinch-hit home run	grand slam, Ansley Ard vs. Charleston Southern (2/24/2013)
Hit a walk-off game-winning home run	Kaylea Snaer vs. Georgia (3/21/2016)
Collected nine total bases	Alaynie Page vs. Georgia (3/20/2016)
Collected 10 total bases	Chelsea Hawkins vs. Kennesaw State (3/2/2013)
Had one double and one triple	Alaynie Page vs. Mississippi State (5/3/2015)
Had one double and one HR	Alaynie Page vs. Mississippi (4/17/2016)
Had one triple and one HR	Alaynie Page vs. Mississippi State (5/1/2015)
Had one double, one triple and one HR	Laura Mendes at Winthrop (3/2/2011)
Had three extra-base hits	1 2B, 2 HR for Chelsea Hawkins vs. Kennesaw State (3/2/2013)
Hit for the cycle	Tina Plew vs. Georgia State (2/25/1996)
Had five RBI	Alaynie Page at Charlotte (3/30/2016)
Had six RBI	Alaynie Page vs. Delaware State (2/7/2015)
Had eight RBI	Sky Brown vs. Coppin State (3/31/1996)
Drew three walks	Jordan Bizzell vs. Delaware State (2/7/2015)
Drew four walks	Samantha Jennings vs. Mississippi State (3/16/2002)
Drew two intentional walks	Kaylea Snaer vs. Arkansas (4/11/2015)
Hit by two pitches	Jordan Bizzell vs. No. 4/4 Alabama (4/30/2016)
Hit by three pitches	Alaynie Page vs. Florida (5/4/2013)
Hit two sacrifice flies	Dana Hathorn vs. LIU Brooklyn (2/14/2014)
Had two sacrifice bunts	Krystan White vs. Charleston Southern (3/23/2016)
Had three sacrifice bunts	Lindsay Walker at Kentucky (3/29/2008)
Stole two bases	Alaynie Page vs. Furman (4/26/2016)
Stole four bases	Tiff Tootle vs. Wright State (3/22/1992)

Pitching

Threw a perfect game	Melissa Hendon vs. Pittsburgh (3/4/2007)
Threw a no-hitter	Julie Sarratt vs. Coastal Carolina (2/12/2011)
Threw a one-hitter	Nickie Blue vs. Troy (4/2/2016)
Threw a two-hitter	Julie Sarratt at Mississippi (4/24-25/2015)
Pitched 8+ innings	8.0, Nickie Blue at Kentucky-2 (4/18/2015)
Pitched 9+ innings	9.2, Nickie Blue vs. Florida State (2/19/2015)
Pitched 10+ innings	10.0, Christine Hamilton vs. Mississippi (4/22/2006)
Pitched 11+ innings	11.0, Megan Matthews vs. Alabama (4/29/2001)
Pitched 12+ innings	12.0, Megan Matthews vs. Arkansas (4/15/2000)
Did not walk a batter in a CG	Julie Sarratt vs. Dartmouth (5/16/2015)
Struck out 12 batters	Nicke Blue vs. Marshall (2/28/2015)
Struck out 14 batters	Audrey Broyles vs. College of Charleston (2/7/2009)
Struck out 15 batters	Melissa Hendon vs. College of Charleston (2/22/2007)
Struck out 17 batters	Megan Matthews vs. Pittsburgh (3/6/2001)
Struck out 18 batters	Trinity Johnson vs. Nicholls State (4/14/1995)
Struck out 19 batters	Trinity Johnson vs. Indiana (8 inn.) (3/7/1997)
Struck out 22 batters	Darlene Lowery vs. Indiana (10 inn.) (3/23/1985)
Allowed three home runs	Audrey Broyles vs. Georgia (4/13/2013)
Allowed four home runs	Audrey Broyles vs. Arkansas (3/9/2012)
Allowed five home runs	Kierstyn White at Alabama (3/21/2010)
Walked 6+ batters	7, Jessica Elliott at LSU (4/22/2016)
Walked nine batters	Jessica Barnes vs. Kentucky (3/19/2006)
Hit 2+ batters	2, Jessica Elliott at Auburn-2 (3/26/2016)
Hit 3+ batters	3, Jessica Elliott at Auburn (3/25/2016)
Hit 4+ batters	4, Nickie Blue vs. Kentucky (3/13/2016)
Had 3+ wild pitches	3, Nickie Blue at Auburn-1 (3/21/2016)
Had 4+ wild pitches	4, Hayley Copeland vs. Winthrop (2/21/2016)
Had 5+ wild pitches	5, Kierstyn White at Georgia (4/25/2010)

Fielding

Had 15 putouts	Kaylea Snaer at Kentucky-2 (4/18/2014)
Had 19 putouts	McKenna Hughes at Florida Atlantic (2/10/2007)
Had seven assists	Krystan White vs. Mississippi State (5/3/2015)
Had eight assists	Lindsay Walker vs. Florida (4/24/2007)
Had nine assists	Chrissy Schoonmaker vs. Georgia (4/7/2004)
Had an outfield assist	Kennedy Clark vs. Mississippi (4/17/2016)
Had two outfield assists	Kennedy Clark at Auburn (3/25/2016)
Committed three errors	Jordan Bizzell vs. Northwestern (2/22/2015)
Committed four errors	Lindsay Walker vs. DePaul (3/5/2010)
Had two passed balls	Shelby Gonzales vs. Florida (5/4/2013)
Had three passed balls	Ashley Smith at Kentucky (4/5/2003)

* NCAA Division I record

GAMECOCK SEASON TOP FIVES IN TEAM CATEGORIES

TEAM

Wins

Year	W
1. 1997	63
2. 1992	54
3. 1995	53
4. 1994	52
5. 1999	49
1991	49

Winning Percentage

Year	W-L	Pct.
1. 1997	63-5	.926
2. 1976	21-2	.913
3. 1980	28-6	.824
4. 1991	51-13	.797
5. 1989	46-12	.793

OFFENSE

At Bats

Year	AB
1. 1995	1955
2. 1992	1912
3. 1994	1828
4. 2000	1814
5. 1997	1791

Batting Average

Year	AB	H	Avg.
1. 1996	1414	441	.312
2. 2013	1596	481	.301
3. 1992	1912	571	.299
4. 1997	1791	530	.296
5. 2015	1598	470	.294

On-Base Percentage

Year	OB%
1. 2015	.391
2. 2014	.385
3. 2013	.384
4. 1995	.367
5. 2012	.367

Runs

Year	R
1. 2013	338
2. 1992	329
3. 1994	327
4. 1995	315
5. 2015 & 2014	312

Runs Per Game

Year	GP	R	R/G
1. 2013	59	338	5.73
2. 2014	58	312	5.38
3. 1996	51	274	5.37
4. 2015	60	312	5.20
5. 1988	61	299	4.90

Hits

Year	H
1. 1992	571
2. 1995	531
3. 1997	530
4. 1994	517
5. 1991	495

Hits Per Game

Year	GP	H	H/G
1. 1996	51	441	8.65
2. 1992	68	571	8.40
3. 2013	59	481	8.15
4. 1988	61	494	8.10
5. 1993	58	465	8.02

Doubles

Year	2B
1. 1995	86
2. 2014	82
2013	82
2003	82
5. 2002	80

Doubles Per Game

Year	GP	2B	2B/G
1. 1996	51	76	1.49
2. 2014	58	82	1.41
3. 2013	59	82	1.39
4. 2003	61	63	1.34
5. 2012	55	72	1.31

Triples

Year	3B
1. 1994	42
2. 1988	33
3. 1992	29
4. 1995	24
1990	24

Triples Per Game

Year	GP	3B	3B/G
1. 1994*	69	43	0.61
2. 1988	61	33	0.54
3. 1992	68	29	0.43
4. 1990	63	24	0.38
5. 1993	58	22	0.38

Home Runs

Year	HR
1. 2015	60
2. 2014	53
3. 2013	45
4. 2012	42
5. 2003	38

Home Runs Per Game

Year	GP	HR	HR/G
1. 2015	60	60	1.00
2. 2014	58	53	0.91
3. 2012	55	42	0.76
4. 2013	59	45	0.76
5. 2004	52	35	0.67

Total Bases

Year	H	2B	3B	HR	TB
1. 1994	517	77	42	28	762
2. 2015	470	74	16	60	756
3. 1995	531	86	24	21	740
1992	571	72	29	13	740
5. 2013	481	82	10	45	718

Slugging Percentage

Year	AB	TB	Slug.
1. 2015	1598	756	.473
2. 2014	1453	674	.464
3. 2013	1596	718	.450
4. 2012	1412	626	.443
5. 1994	1828	762	.417

Runs Batted In

Year	RBI
1. 2013	295
2. 2015	288
3. 2014	275
4. 1988	257
5. 1992	253

RBI Per Game

Year	GP	RBI	RBI/G
1. 2013	59	295	5.00
2. 2015	60	288	4.80
3. 2014	58	275	4.74
4. 1996	51	231	4.53
5. 1988	61	257	4.21

Walks

Year	BB
1. 2014	210
2. 2015	204
3. 1992	173
4. 2013	164
5. 2016	156

Walks Per Game

Year	GP	BB	BB/G
1. 2014	58	210	3.62
2. 2015	60	204	3.40
3. 2013	59	164	2.78
4. 1992	68	173	2.54
5. 2012	55	137	2.49

Hit By Pitch

Year	HBP
1. 2016	79
2. 2013	60
3. 2015	58
4. 2014	46
5. 2012	39

Sacrifice Hits

Year	SH
1. 1997	91
2. 2000	84
3. 1985	82
4. 1983	79
5. 1987 & 1999	77

Sacrifice Flies

Year	SF
1. 1995	26
2. 1994	22
3. 2016	18
4. 1997	17
5. 1988	16

Strikeouts

Year	SO
1. 2007	356
2. 2005	333
3. 2006	331
4. 2004	327
5. 2010	306

Stolen Bases

Year	SB
1. 1995	87
2. 2011	79
1992	79
4. 1994	75
5. 2013	69

Stolen Bases Percentage

Year	SB	Att	SB%
1. 1992	79	83	.952
2. 1990	35	37	.946
3. 1993	57	61	.934
4. 2004	25	27	.926
1984	25	27	.926

DEFENSE

Fielding Percentage

Year	Fld%
1. 1989	.978
2. 2007	.976
3. 2003	.972
4. 1999	.970
5. 2002	.968
1985	.968

* - Led NCAA Division I

PITCHING

Innings Pitched

Year	IP
1. 1995	506.0
2. 1999	484.0
3. 2000	470.1
4. 1997	464.0
1994	464.0

Earned Run Average

Year	ERA
1. 1983	0.49
2. 1997	0.54*
3. 1987	0.57
4. 1988	0.68
5. 1985	0.78

Shutouts

Year	SHO
1. 1997	36
2. 1988	30
3. 1991	28
4. 1992	25
5. 2001	24

Strikeouts

Year	SO
1. 1997	546
2. 1995	536
3. 1999	455
4. 2007	442
5. 2001	424

Strikeouts Per 7 Innings Pitched

Year	SO	IP	SO/7
1. 1997	546	464.0	8.24
2. 1987	393	344.0	8.00
3. 1985	375	333.0	7.88
4. 1995	536	506.0	7.42
5. 1996	356	338.0	7.37

Strikeout to Walk Ratio

Year	SO	BB	SO/BB
1. 1997	546	64	8.53
2. 1983	296	48	6.17
3. 1985	375	61	6.15
4. 2001	424	69	6.15
5. 1996	356	66	5.39

Fewest Hits Per 7 Innings Pitched

Year	H	IP	H/7
1. 1987	136	344.0	2.77
2. 1997	211	464.0	3.18
3. 1985	156	333.0	3.28
4. 1983	142	301.0	3.30
5. 1988	210	422.2	3.48

Fewest Walks Per 7 Innings Pitched

Year	BB	IP	BB/7
1. 1990	57	440.0	0.91
2. 1997	64	464.0	0.97
3. 1991	64	430.0	1.04
4. 1989	60	405.2	1.04
5. 2001	69	435.1	1.11

Walks/Hits Per Innings Pitched

Year	IP	WHIP
1. 1997	464.0	0.59
2. 1983	301.0	0.63
3. 1985	333.0	0.65
4. 1987	344.0	0.69
5. 1988	422.2	0.70

Saves

Year	SV
1. 1999	12
2. 2014	11
3. 2016	8



CAROLINA SOFTBALL STADIUM AT BECKHAM FIELD

GAMECOCK FIRSTS AT CAROLINA SOFTBALL STADIUM

First Opponent

Alabama, the 2012 NCAA Division I Softball champs

First Game

March 15, 2013

Attendance

830, capacity for the weekend

First Pitch

7:05 p.m., a strike by Audrey Broyles

First Gamecock Out

Alabama's Haylie McCleney fouled out to South Carolina left fielder Alaynie Page. (3/15/13)

First Gamecock Baserunner

Dana Hathorn on a first-inning walk. (3/15/13)

First Gamecock Pitching Strikeout

Audrey Broyles struck out Danae Hays looking on a 1-2 pitch in the top of the second inning. (3/15/13)

First Gamecock Hit

Samie Garcia hit one to left in the third inning. (3/15/13)

First Run

Codee Yeske scored the first run in the new stadium in the Gamecock third. (3/15/13)

First RBI

Dana Hathorn singled to left in the third to score Yeske. (3/15/13)

First Gamecock Stolen Base

Dana Hathorn in the third inning. (3/15/13)

First Sacrifice Fly

Kristen Struett hit one to left center deep enough to allow Samie Garcia to score in the third. (3/15/13)

First Double Play

Alabama's Chaunsey Bell grounded into a double play, with Samie Garcia touching second and throwing to Julie Sarratt to complete it. (3/15/13)

First Gamecock Home Run

Codee Yeske pulled one out to left center to start the fifth. (3/15/13)

First Gamecock Double

Alaynie Page had a double in the fifth to center. (3/15/13)

First Gamecock Triple

Samie Garcia started the fifth vs. Appalachian State with a triple to right. (4/3/13)

First Gamecock Win

South Carolina beat Appalachian State 5-0. (4/3/13)

First Gamecock Shutout

Julie Sarratt (5 IP) and Katie Marks (2 IP) combined to shut down Appalachian State. (4/3/13)

First Gamecock Complete Game

Julie Sarratt won in six innings in the first game of a doubleheader against Coastal Carolina. (4/10/13)

First Gamecock Grand Slam

Codee Yeske blasted a grand slam in the first game of the Charlotte doubleheader. (4/24/13)

First No-Hitter

Nickie Blue and Jessica Elliott combined vs. WCU (3/1/16)

- Part of a long line of facility upgrades for South Carolina, Carolina Softball Stadium at Beckham Field hosted its first games in the spring of 2013.
- The Gamecocks opened their \$8 million facility on March 15, 2013, against defending national champion Alabama.
- All three games during opening weekend had a maximum capacity of 830 fans.
- Throwing out the first pitch on Friday night was Mitzi Beckham, who along with her husband David, continue to be honored by having the field named after them.
- Head women's basketball coach Dawn Staley and head football coach Steve Spurrier also helped out on opening weekend, throwing out first pitches on Saturday and Sunday, respectively.
- South Carolina got its first win in Carolina Softball Stadium history with a 5-0 shutout of Appalachian State on April 3, 2013.
- Carolina Softball Stadium at Beckham Field has a seating capacity of 1,305, with full capacity including standing room at 1,480. **This season, over 800 season tickets have been sold.**
- The stadium sits on the same site that the Gamecock Softball team has called home since 1983.
- Home plate has been in the same spot since the beginning of the 1997 season, when the former structure was built to usher in Southeastern Conference play.
- All time, South Carolina is 571-222-2 (.719) on the site. Since being renamed Beckham Field in 1998, the Gamecocks own a 294-169 (.635) mark on the field.
- A year after playing 17 games at home, the second-lowest mark in 16 years, the 2014 Gamecocks fell one postseason game shy from tying the 2002 team's record with 36 home games.
- The Gamecocks drew even with the 1997 team's win total of 27 wins, the second most in the field's history. The Gamecocks went 27-8 at Carolina Softball Stadium in 2014.
- Out of those 36 home games, South Carolina posted a shutout in 13 of them. One loss even saw the Gamecocks throw a one-hitter (vs. No. 16/19 Minnesota, 3/19). Another loss came in a 1-0 extra-inning game (vs. Longwood 4/26)
- In the 29 home dates in 2014, the Gamecocks posted paid crowds over 1,000 in 22 of them.
- Carolina Softball Stadium at Beckham Field hosted the 2014 SEC Softball Tournament, won by Georgia for the first time. All five sessions of the event had attendance marks over 1,100, with Saturday's finals on ESPN2 hitting the stadium's capacity with standing room filled at 1,480.
- All nine games of the SEC Softball Tournament were on the ESPN family of networks, giving the program and stadium national exposure over those four days.

NUMERICAL ROSTER

No	Name	Pos.	B/T	Ht.	Class	EX	Hometown/Previous School
1	Alexis Mack	IF	L/R	5-3	Fr.	HS	Brecksville, Ohio/Brecksville-Broadview Heights HS
2	Kenzi Maguire	IF	R/R	5-3	Fr.	HS	Hudson, Fla./River Ridge HS
3	Jordyn Augustus	C/U	R/R	5-4	So.	1L	New Tripoli, Pa./Parkland HS
4	Hayley Copeland	P	R/R	6-0	So.	1L	Yorba Linda, Calif./Esperanza HS
5	Ansley Ard	OF	R/R	5-9	Sr.	3L	Sumter, S.C./Wilson Hall
6	Jordan Bizzell	C/3B	R/R	5-4	Sr.	3L	Hartsville, S.C./Hartsville HS
8	Taylor Williams	U	R/R	5-9	Jr.	2L	Flatonia, Texas/Flatonia HS
10	Jessica Elliott	P	R/R	5-8	Jr.	TR	Orlando, Fla./Chipola College
11	Krystan White	IF	R/R	5-6	So.	1L	Chesterfield, S.C./Chesterfield HS
12	Kaylea Snaer	1B	R/R	5-9	Jr.	2L	Rowland Heights, Calif./Rowland HS
15	Macey Webb	1B	R/R	5-6	Jr.	2L	Stanfield, N.C./West Stanly HS
16	Effie Manahan	C	R/R	5-9	Jr.	1L	Brooklet, Ga./Southeast Bulloch HS
18	Tiara Duffy	OF	L/L	5-10	So.	1L	Rehoboth Beach, Del./Cape Henlopen HS
20	Lauren Masters	IF	R/R	5-3	Sr.	2L	Evans, Ga./Greenbrier HS
21	Victoria Williams	U	L/R	5-6	Jr.	2L	Williamston, S.C./Palmetto HS
22	Alaynie Page	OF	R/R	5-6	Sr.	3L	Boiling Springs, S.C./Boiling Springs HS
23	Kennedy Clark	OF	L/L	5-4	Fr.	HS	Chino Hills, Calif./Ayala HS
24	Kamryn Watts	IF	L/R	5-6	So.	1L	Los Angeles, Calif./Torrance HS
33	Nickie Blue	P	R/R	6-1	Jr.	2L	Longmont, Colo./Niwot HS
44	Lex Hull	C	L/R	5-8	Fr.	HS	Louisville, Ky./Ballard HS

ALPHABETICAL ROSTER

No	Name	Pos.	B/T	Ht.	Class	EX	Hometown/Previous School
5	Ansley Ard	OF	R/R	5-9	Sr.	3L	Sumter, S.C./Wilson Hall
3	Jordyn Augustus	C/U	R/R	5-4	So.	1L	New Tripoli, Pa./Parkland HS
6	Jordan Bizzell	C/3B	R/R	5-4	Sr.	3L	Hartsville, S.C./Hartsville HS
33	Nickie Blue	P	R/R	6-1	Jr.	2L	Longmont, Colo./Niwot HS
23	Kennedy Clark	OF	L/L	5-4	Fr.	HS	Chino Hills, Calif./Ayala HS
4	Hayley Copeland	P	R/R	6-0	So.	1L	Yorba Linda, Calif./Esperanza HS
18	Tiara Duffy	OF	L/L	5-10	So.	1L	Rehoboth Beach, Del./Cape Henlopen HS
10	Jessica Elliott	P	R/R	5-8	Jr.	TR	Orlando, Fla./Chipola College
44	Lex Hull	C	L/R	5-8	Fr.	HS	Louisville, Ky./Ballard HS
1	Alexis Mack	IF	L/R	5-3	Fr.	HS	Brecksville, Ohio/Brecksville-Broadview Heights HS
2	Kenzi Maguire	IF	R/R	5-3	Fr.	HS	Hudson, Fla./River Ridge HS
16	Effie Manahan	C	R/R	5-9	Jr.	1L	Brooklet, Ga./Southeast Bulloch HS
20	Lauren Masters	IF	R/R	5-3	Sr.	2L	Evans, Ga./Greenbrier HS
22	Alaynie Page	OF	R/R	5-6	Sr.	3L	Boiling Springs, S.C./Boiling Springs HS
12	Kaylea Snaer	1B	R/R	5-9	Jr.	2L	Rowland Heights, Calif./Rowland HS
24	Kamryn Watts	IF	L/R	5-6	So.	1L	Los Angeles, Calif./Torrance HS
1	Macey Webb	1B	R/R	5-6	Jr.	2L	Stanfield, N.C./West Stanly HS
11	Krystan White	IF	R/R	5-6	So.	1L	Chesterfield, S.C./Chesterfield HS
8	Taylor Williams	U	R/L	5-9	Jr.	2L	Flatonia, Texas/Flatonia HS
21	Victoria Williams	U	L/R	5-6	Jr.	2L	Williamston, S.C./Palmetto HS

COACHING STAFF

Head Coach	Beverly Smith (North Carolina, 1995)
Associate Head Coach	Lisa Navas (Oklahoma City, 1987)
Assistant Coach	Calvin Beamon (UNLV, 2010)
Volunteer Assistant Coach	Tina Plew Whitlock (South Carolina, 1997)
Director of Operations	Kacey Friedman (South Carolina, 2012)
Strength & Conditioning Coach	Ryan Waterbury (USC Upstate, 2010)
Athletic Trainer	Zach Richards (Springfield College, 2014)
Graduate Student Managers	Renada Davis (NC State, 2015) & Samie Garcia (South Carolina, 2014)

PRONUNCIATION GUIDE

Jordan BIZZELL	BIHZ-zul
TIARA Duffy	tee-ERR-ah
ALAYNIE Page	uh-LAY-knee
KAYLEA SNAER	Kay-LEE-uh SNARE

ROSTER BY CLASS

Senior (4): Ansley Ard, Jordan Bizzell, Lauren Masters, Alaynie Page

Junior (7): Nickie Blue, Jessica Elliott, Effie Manahan, Kaylea Snaer, Macey Webb, Taylor Williams, Victoria Williams

Sophomore (5): Jordyn Augustus, Hayley Copeland, Tiara Duffy, Kamryn Watts, Krystan White

Freshman (4): Kennedy Clark, Lex Hull, Alexis Mack, Kenzi Maguire

ROSTER BY HEIGHT

6-1 Nickie Blue

6-0 Hayley Copeland

5-10 Tiara Duffy

5-9 Ansley Ard, Effie Manahan, Kaylea Snaer, Taylor Williams

5-8 Jessica Elliott, Lex Hull

5-6 Alaynie Page, Kamryn Watts, Macey Webb, Krystan White, Victoria Williams

5-4 Jordyn Augustus, Jordan Bizzell, Kennedy Clark

5-3 Alexis Mack, Kenzi Maguire, Lauren Masters

ROSTER BY STATE

South Carolina (5): Ansley Ard, Jordan Bizzell, Alaynie Page, Krystan White, Victoria Williams

California (4): Kennedy Clark, Hayley Copeland, Kaylea Snaer, Kamryn Watts

Florida (2): Jessica Elliott, Kenzi Maguire

Georgia (2): Effie Manahan, Lauren Masters

Colorado (1): Nickie Blue

Delaware (1): Tiara Duffy

Kentucky (1): Lex Hull

North Carolina (1): Macey Webb

Ohio (1): Alexis Mack

Pennsylvania (1): Jordyn Augustus

Texas (1): Taylor Williams