

# SOUTH CAROLINA

## 2016-17 Women's Basketball



Assoc. Media Relations Director: Diana Koval | Office: 803.777.7977 | Cell: 314.369.6050 | Email: dkoval@mailbox.sc.edu | Twitter: @DianaKovalSID  
 Website: www.GamecocksOnline.com | Twitter: @GamecockWBB | Instagram: @GamecockWBB | Facebook: @GamecockWBB | Snapchat: @GamecockWBB

### Game 24

Feb. 13, 2017 • 9 p.m. • Storrs, Conn. • Gampel Pavilion (10,167)

**South Carolina Gamecocks**  
 21-2, 11-1 SEC



at



**UConn Huskies**  
 24-0, 12-0 AAC

**Ranking:** 6/6 (AP/Coaches)  
**Head Coach:** Dawn Staley  
**Record at South Carolina:** 209-78 (9th)  
**Career Record:** 381-158 (17th)  
**Top Scorer:** A'ja Wilson (17.0)  
**Top Rebounder:** Alaina Coates (11.5)

**Ranking:** 1/1  
**Head Coach:** Geno Auriemma  
**Record at UConn:** 979-134 (31st)  
**Career Record:** Same  
**Top Scorer:** Katie Lou Samuelson (21.4)  
**Top Rebounder:** Napheesa Collier (8.7)

### Schedule/Results

Nov. 14	at #7/6 Ohio St. (BTN+)	W, 92-80
	<i>Basketball Hall of Fame Women's Challenge</i>	
Nov. 20	Hampton (SECN+)	W, 92-38
Nov. 21	Maine (SECN+)	W, 79-42
Nov. 22	Saint Peter's (SECN+)	W, 93-38
Nov. 27	vs. #4/4 Louisville (ESPN2)	W, 83-59
	<i>SEC/Big 12 Challenge</i>	
Dec. 1	at #14/15 Texas (ESPN2)	W, 76-67
Dec. 4	at Duke	L, 63-74
Dec. 11	Minnesota (SECN)	W, 98-58
Dec. 15	Clemson (SECN)	W, 83-61
Dec. 18	#9/9 UCLA (ESPN2)	W, 66-57
Dec. 21	at Savannah State	W, 70-30
Jan. 1	Alabama* (ESPN2)	W, 93-45
Jan. 5	at Auburn* (SECN+)	W, 73-47
Jan. 8	at Florida* (ESPNU)	W, 81-62
Jan. 12	Georgia* (SECN)	W, 66-63
Jan. 15	at LSU* (SECN+)	W, 84-61
Jan. 19	Ole Miss* (SECN)	W, 65-46
Jan. 23	#4/4 Mississippi St.* (ESPN2)	W, 64-61
Jan. 26	at Georgia* (SECN)	W, 62-44
Jan. 30	Tennessee* (ESPN2)	L, 74-76
Feb. 2	at #25/- Kentucky* (SECN)	W, 75-63
Feb. 5	at Arkansas* (ESPN2)	W, 79-4.
Feb. 9	Auburn* (SECN+)	W, 60-41
Feb. 13	at #1/1 UConn (ESPN2)	9 p.m.
Feb. 16	Vanderbilt* (SECN)	7 p.m.
Feb. 19	at Missouri* (ESPN2)	3 p.m.
Feb. 23	at Texas A&M* (SECN)	9 p.m.
Feb. 26	Kentucky* (ESPNU/2)	2/5 p.m.
Mar. 1-5	SEC Tournament (Greenville, S.C.)	TBA

All Times Listed as Eastern and are subject to change  
 \* indicates SEC Game

### Game Information

**Tickets:** \$35  
**Live Stats:** GamecocksOnline.com  
**Radio:** 107.5 The Game (Brad Muller)

**Watch On:** ESPN2 (Dave O'Brien, play-by-play; Doris Burke, analyst; Kara Lawson and Holly Rowe, sidelines)

### Series History

South Carolina Record .....	0-4
In Storrs .....	0-2
In Columbia .....	0-2
At Neutral Site .....	0-0
Staley Era .....	0-3
First Meeting .....	UConn, 97-39, 12/17/07
Current Streak .....	Lost 4

### Last Five Meetings:

Date	Result	Location
2/8/16	L, 54-66	Columbia
2/9/15	L, 62-87	Storrs
12/28/08	L, 48-77	Columbia
12/17/07	L, 39-97	Storrs












### South Carolina Notables

- In her ninth season at South Carolina, head coach Dawn Staley has led the Gamecocks to their sixth-straight 20-win season after the program had just two such seasons in the SEC era before her arrival. South Carolina has appeared in 92 AP polls in her tenure, nearly triple the 32 entries in the 17 SEC-era seasons before Staley took the helm for the 2008-09 season.
- Tonight marks South Carolina's 14th game against a No. 1 team in the nation in program history. Three of those have been with Staley at the helm with all of those coming at Colonial Life Arena.
- Tonight's game features two of the NCAA's stingiest defenses and most efficient offenses. UConn allows 54.3 points per game to rank 11th in the nation, and the Gamecocks' 55.8 opponent scoring average ranks 14th in the country. Offensively, the Huskies shoot an NCAA-best 52.3 percent from the field with South Carolina coming in 14th at 46.6 percent.
- Both offenses on the floor tonight generate a high volume of possessions against ranked opponents. In six games vs. ranked foes, the Gamecocks average 73.47 possessions, scoring 1.03 points per possession. In UConn's eight games against ranked teams, the Huskies average 71.39 possessions, scoring 1.15 points per possession.
- South Carolina and UConn boast four of the NCAA's top-25 field goal percentage shooters this season – Napheesa Collier (3rd, .687), Alaina Coates (4th, .670), A'ja Wilson (20th, .582) and Gabby Williams (25th, .566).
- In six wins over nationally ranked opponents this season, three Gamecocks' scoring averages out-pace their production against unranked foes, and the frontcourt tandem of A'ja Wilson and Alaina Coates also elevate their rebounding numbers. Wilson goes from 16.3 points and 6.6 rebounds per game against unranked opponents to 18.7 points and 8.5 rebounds vs. ranked teams. Coates' numbers rise from 14.1 points and 11.0 rebounds to 13.7 and 13.0. Junior guard Alisha Gray goes from 12.6 points per game to 14.7.
- The only returning 2016 Naismith Trophy finalist in the country, A'ja Wilson continues to deliver, despite being the focal point of most opponent scouting reports. Her scoring and field goal percentages are up from last season both overall and in SEC action. In the last three games, she has poured in 18.3 points per game on 61.8 percent shooting.
- Senior center Alaina Coates is one of five players on a nationally ranked team averaging a double-double this season. Her numbers have exploded in the last three games, averaging 18.3 points and 18.0 rebounds while shooting an astronomical 79.3 percent from the field. The All-America candidate means more to the Gamecocks than just points and rebounds, though. In SEC action, she is second on the team in blocks and steals and is third in assists.
- Junior guard Alisha Gray has proven willing and capable of playing a number of positions for the Gamecocks, including the power forward spot in Staley's small lineup. The team's third-leading scorer at 13.2 points per game on 50.5 percent shooting, the transfer from North Carolina isn't afraid to mix it up for rebounds (4.6 per game, third on the team), sees the floor well, handing out 2.7 assists per game (second on the team) and leads the team in steals (1.5).

### Season Theme - 100

South Carolina head coach Dawn Staley selects a theme for the team and its fans to rally around each season. The "100" this season plays off the meaning of being 100 in terms of commitment to the team and realizing its goals, but each numeral in 100 also represents an evolving principle of the team and season. The "1" reflects one goal, one dream, one team, one family and one focus. The first "0" stands for no boundaries and no complaints. The second "0" represents zero excuses, zero selfishness and zero tolerance.

# 2016-17 South Carolina Media Roster

<b>0</b>		<b>Victoria Patrick</b> 5-8 • Fr. • Guard • Orlando, Fla. PPG <b>1.5</b> RPG <b>0.5</b> APG <b>0.2</b> FG% <b>.308</b> FT% <b>.429</b>	<b>LAST GAME:</b> 6 mins vs. Auburn <b>NOTABLE:</b> Solid shooting guard ... averages 6.6 minutes in 17 games played ... No. 25 guard in Class of 2016 ... helped Edgewater HS to state championship in 2014 ... led team with 15.4 ppg as a senior.	<b>Career Highs</b> <b>Pts:</b> 4, 2x, at Sav. St., 12/21/16 <b>Reb:</b> 2, 3x, vs. Alabama, 1/1/17 <b>Ast:</b> 2 at Savannah St., 12/21/16 <b>Stl:</b> 2 vs. Saint Peter's, 11/22/16
<b>1</b>		<b>Bianca Cuevas-Moore</b> 5-6 • Jr. • Guard • Bronx, N.Y. <i>kwub-VAHS</i> PPG <b>8.4</b> RPG <b>2.0</b> APG <b>1.9</b> FG% <b>.396</b> FT% <b>.736</b>	<b>LAST GM:</b> 1 reb, 5 mins vs. Auburn <b>NOTABLE:</b> Speedy, crafty guard ... offensive spark off bench ... in SEC play, 9.9 ppg, .448 FG%, .485 3FG% ... hit game-tying 3 with 15 secs to play vs. Tennessee.	<b>Career Highs</b> <b>Pts:</b> 25 vs. Georgia, 1/12/17 <b>Reb:</b> 6, 2x, at Georgia, 1/26/17 <b>Ast:</b> 7 at Auburn, 1/5/17 <b>Stl:</b> 5, 2x, vs. SPU, 11/22/16
<b>3</b>		<b>Kaela Davis</b> 6-2 • Jr. • Guard • Suwanee, Ga. <i>KAY-luh</i> PPG <b>12.1</b> RPG <b>3.7</b> APG <b>2.3</b> FG% <b>.348</b> FT% <b>.790</b>	<b>LAST GM:</b> 11 pts, 5 assts vs. Auburn <b>NOTABLE:</b> Tall, athletic, versatile ... 28th SEC in ppg, 5th 3s/gm (1.0) ... 15 games of ≥10 pts, 9 games of ≥3 assts, 6 games of ≥5 rebounds ... CoSIDA Academic All-District ... 2x All-ACC at Ga. Tech.	<b>Career Highs</b> <b>Pts:</b> 37 at Ohio State, 11/14/16 <b>Reb:</b> 10 at Ohio State, 11/14/16 <b>Ast:</b> 5, 2x, vs. Auburn, 2/9/17 <b>Stl:</b> 3, 3x, at Kentucky, 2/2/17
<b>4</b>		<b>Doniyah Cliney</b> 6-0 • So. • Guard • Newark, N.J. <i>dawn-YAY CLY-nee</i> PPG <b>2.6</b> RPG <b>3.1</b> APG <b>1.2</b> FG% <b>.360</b> FT% <b>.576</b>	<b>LAST GAME:</b> 2 pts, 1 reb vs. Auburn <b>NOTABLE:</b> Athletic guard with good size ... showed great development in non-conference play, especially on defense ... ≥5 rebs in 6 games, ≥20 minutes played in 12 games.	<b>Career Highs</b> <b>Pts:</b> 10 vs. Florida, 2/11/16 <b>Reb:</b> 9 vs. Clemson, 12/15/16 <b>Ast:</b> 6, 2x, at Kentucky, 2/2/17 <b>Stl:</b> 3, 3x, at Arkansas, 2/5/17
<b>10</b>		<b>Alisha Gray</b> 6-0 • Jr. • Guard • Sandersville, Ga. <i>uh-LEE-shub</i> PPG <b>13.2</b> RPG <b>4.6</b> APG <b>2.7</b> FG% <b>.505</b> FT% <b>.747</b>	<b>LAST GM:</b> 9 pts, 3 rebs, 6 assts vs. Auburn <b>NOTABLE:</b> Steady contributor in every area ... scored ≥10 pts 18 times, ≥4 assts 8 times, ≥5 rebs 11 times ... 22nd in SEC in scoring ... 2nd half of tight games - 10.3 ppg, 63.0% FG ... Staley Award Midseason Watch List.	<b>Career Highs</b> <b>Pts:</b> 24 at Ohio State, 11/14/16 <b>Reb:</b> 8, 2x, vs. Tenn., 1/30/17 <b>Ast:</b> 7 vs. Minnesota, 12/11/16 <b>Stl:</b> 5 at Savannah St., 12/21/16
<b>12</b>		<b>Araion Bradshaw</b> 5-6 • Fr. • Guard • Boston, Mass. <i>R-ee-on</i> PPG <b>1.0</b> RPG <b>0.8</b> APG <b>0.6</b> FG% <b>.263</b> FT% <b>.750</b>	<b>LAST GAME:</b> 1 reb, 10 mins vs. Auburn <b>NOTABLE:</b> Scrappy guard ... has played in 17 games, including ≥10 mins 5 times ... great spark off bench at Georgia ... rated No. 10 guard in 2016 class ... helped HS to back-to-back appearances in state finals.	<b>Career Highs</b> <b>Pts:</b> 3, 4x, at Georgia, 1/26/17 <b>Reb:</b> 3, 2x, at Arkansas, 2/5/17 <b>Ast:</b> 2, 2x, vs. Alabama, 1/1/17 <b>Stl:</b> 2 vs. Hampton, 11/20/16
<b>15</b>		<b>Tiffany Davis</b> 5-7 • Sr. • Guard • Houston, Texas PPG <b>1.0</b> RPG <b>1.1</b> APG <b>0.2</b> FG% <b>.200</b> FT% <b>.600</b>	<b>LAST GAME:</b> 3 mins at Auburn <b>NOTABLE:</b> Team captain ... has played just two full seasons due to injuries ... this season, played in 10 of the 13 games she was available ... averaging 7.5 minutes ... key factor on defense against #4/4 Louisville.	<b>Career Highs</b> <b>Pts:</b> 11 vs. Ole Miss, 1/30/14 <b>Reb:</b> 6 at Arkansas, 1/2/14 <b>Ast:</b> 3, 4x, vs. SC St., 12/22/13 <b>Stl:</b> 5 vs. Elon, 11/9/12
<b>21</b>		<b>Mikiah Herbert Harrigan</b> 6-2 • Fr. • For. • Pembroke Pines, Fla. <i>muh-KEE-uh</i> PPG <b>4.1</b> RPG <b>3.7</b> BPG <b>1.2</b> FG% <b>.404</b> FT% <b>.667</b>	<b>LAST GM:</b> 2 pts, 2 rebs, 2 blks vs. Auburn <b>NOTABLE:</b> Versatile forward with skill on both ends of the court ... ≥10 pts 2 times, ≥5 rebs 8 times, ≥3 blks 3 times... 10th in SEC in blocks per game ... FBCA 8A Player of the Year.	<b>Career Highs</b> <b>Pts:</b> 13 vs. Maine, 11/21/16 <b>Reb:</b> 8 vs. Maine, 11/21/16 <b>Blk:</b> 4 vs. Alabama, 1/1/17 <b>Stl:</b> 2 vs. Saint Peter's, 11/22/16
<b>22</b>		<b>A'ja Wilson</b> 6-5 • Jr. • Forward • Hopkins, S.C. <i>A-zhub</i> PPG <b>17.0</b> RPG <b>7.1</b> BPG <b>2.2</b> FG% <b>.582</b> FT% <b>.705</b>	<b>LAST GM:</b> 17 pts, 6 rebs, 2 blks vs. Auburn <b>NOTABLE:</b> Team captain ... 3rd in SEC in blks/gm, 7th in ppg, 4th in FG%, 11th in rpg ... 7 20-point games, 6 double-doubles ... team's top scorer team-high 12 times ... rated #1 in nation by espnW.	<b>Career Highs</b> <b>Pts:</b> 31 at Texas, 12/2/16 <b>Reb:</b> 19 at Kentucky, 3/1/15 <b>Blk:</b> 8, 2x, vs. TAMU, 1/17/16 <b>Stl:</b> 4 vs. Syracuse, 3/25/16
<b>41</b>		<b>Alaina Coates</b> 6-4 • Sr. • Center • Irmo, S.C. <i>uh-LAY-nub COATS</i> PPG <b>14.0</b> RPG <b>11.5</b> BPG <b>1.5</b> FG% <b>.670</b> FT% <b>.670</b>	<b>LAST GM:</b> 16 pts, 9 rebs vs. Auburn <b>NOTABLE:</b> Dominant inside ... great hustle ... good passer ... team captain ... 4th in FG %age, 5th in nation in rpg, 9th in dbl-dbls (14) ... leads SEC in rpg overall and in league play (12.3) ... rated #9 in nation by espnW.	<b>Career Highs</b> <b>Pts:</b> 29 vs. Winthrop, 12/13/15 <b>Reb:</b> 19 at Arkansas, 2/5/17 <b>Blk:</b> 10 vs. Winthrop, 12/13/15 <b>Ast:</b> 6 at Texas A&M, 1/31/16
<b>52</b>		<b>Tyasha Harris</b> 5-10 • Fr. • Guard • Noblesville, Ind. <i>ty-A-shub</i> PPG <b>5.0</b> RPG <b>1.7</b> APG <b>3.0</b> FG% <b>.402</b> FT% <b>.667</b>	<b>LAST GM:</b> 3 pts, 4 assts, 3 stls vs. Auburn <b>NOTABLE:</b> Poised, quick, decisive PG, good defender ... ≥10 pts 3 times, ≥5 assts 7 times ... 9th in SEC with 3.8 assts per league game, 4th in A:TO (2.2), best among SEC freshmen ... won gold at FIBA U18 Americas.	<b>Career Highs</b> <b>Pts:</b> 10, 2x, at Sav. St., 12/21/16 <b>Reb:</b> 5 at Savannah St., 12/21/16 <b>Ast:</b> 6, 7x, vs. Tennessee, 1/30/17 <b>Stl:</b> 4 vs. Georgia, 1/12/17

**Starter** **Reserve**

Based on most recent game

## Five Second Count

South Carolina is one of three programs in the nation to appear in every AP top 10 since the start of the 2014-15 season. The Gamecocks have played in four of the last five NCAA Sweet 16s, including the 2015 Final Four. In the SEC, South Carolina is the three-time reigning regular-season champion, including last season's 16-0 record, and claimed the last two SEC Tournaments. For her leadership, head coach Dawn Staley is the only coach in SEC history to earn three-straight league Coach of the Year honors from her peers.

## Quick Facts

### The University

**Location:** Columbia, S.C.

**Founded:** 1801

**Enrollment:** 33,724

**Colors:** Garnet (PMS 202C) and Black

**Nickname:** Gamecocks

**Conference:** Southeastern

**President:** Dr. Harris Pastides

**Athletics Director:** Ray Tanner

**Facility:** Colonial Life Arena (18,000)

### Coaching Staff

**Head Coach:** Dawn Staley

**Alma Mater:** Virginia, 1992

**Overall Record:** 381-158 (17th season)

**School Record:** 209-78 (9th season)

**Assoc. Head Coach (Alma Mater):**

Lisa Boyer (Ithaca, 1979)

**Assistant Coaches (Alma Mater):**

Nikki McCray-Penson (Tennessee, 1995)

Fred Chmiel (Excelsior, 2001)

### Team Information

**2015-16 Record:** 33-2

Home: 16-1 Away: 11-0 Neutral: 6-1

**SEC Record (Finish):** 16-0 (1st)

Home: 8-0 Away: 8-0

**Letterwinners Returning/Lost:** 5/7

**Starters Returning/Lost:** 2/3

### Program History

**First Year of Women's Basketball:** 1974-75

**All-Time Record:** 789-507 (43rd season)

**All-Time SEC Record:** 158-201 (26th season)

**NCAA Appearances (Last):** 13 (2016)

**NCAA Tournament Record:** 19-13

**2016 NCAA Result:** Sweet 16, L 72-80, Syracuse, Sioux Falls, S.C.

**WNIT Appearances (Last):** 4 (2011)

**WNIT Record:** 3-4

### Media Relations

**Women's Basketball Contact:** Diana Koval

**Office:** 803.777.7977

**Cell:** 314.369.6050

**Email:** dkoval@mailbox.sc.edu

**Press Row Phone:** 803.777.6182

**Athletics Department on the Web**

**Website:** GamecocksOnline.com

**Twitter:** @GamecocksOnline

**Instagram:** @GamecocksOnline

**Facebook:** Facebook.com/GamecocksOnline

**YouTube:** YouTube.com/GamecocksOnline

**Women's Basketball on Twitter**

**Team:** @GamecockWBB

**Head Coach:** @DawnStaley

**Women's Basketball on Instagram and Snapchat**

**Team:** GamecockWBB

## By the Numbers

- 2 Career stats in which Alaina Coates leads all active NCAA Div. I players – rebounds (1,195), double-doubles (56)
- 3 Current Gamecocks who played in South Carolina's last game at Gampel Pavilion – Alaina Coates, Bianca Cuevas-Moore and A'ja Wilson
- 3 Gamecocks shooting at least 50.0 percent from the field – Alaina Coates (.670), A'ja Wilson (.582) and Allisha Gray (.505)
- 3.8 Assists per game by freshman point guard Tyasha Harris in SEC play, good for ninth in the league
- 4 Opponents this season who have scored more than 65 points against the Gamecocks – #7/6 Ohio state, #14/15 Texas, Duke, Tennessee
- 5 Players on nationally ranked teams who average a double-double this season, including Alaina Coates (14.0 ppg/11.5 rpg)
- 8 Games this season in which free throws have made up at least 25 percent of the Gamecocks' scoring, including five of the six games against ranked opponents
- 9 Games in which at least one opposing player has fouled out, including all six wins over ranked opponents
- 11 Games of five or more rebounds by junior guard Allisha Gray this season
- 15.3 Rebounding average of Alaina Coates over the last three games
- 17 Games this season in which South Carolina's starters have scored more points than its opponent's total
- 18.3 Scoring average of A'ja Wilson over the last three games
- 50.8 Percent of her career 128 games played in which Alaina Coates has grabbed double-digit rebounds, including 16 of 23 games this season
- 66.7 Percent of made field goals in the last three games have been assisted (54 of 81)

## Connecticut Series Notes

The Huskies have won all four games of the series with the Gamecocks narrowing the gap each season since the home-and-home series was renewed. The last two seasons have seen the teams square off as the Nos. 1 and 2 teams in the nation, including the Gamecocks toting the nation's top spot in their last visit to Gampel Pavilion.

After losing that game 87-62 (Feb. 9, 2015), a more veteran South Carolina team hosted the Huskies in front of 18,000 fans in a sold-out Colonial Life Arena. The Gamecocks battled through tough first and third quarters to fall 66-54, cutting their margin to the Huskies in half from the year before.

South Carolina's results vs. Connecticut since the arrival of head coach Dawn Staley:

Date	W/L	Score	Site	Rank (SC/UC)
2/8/16	L	54-66	H	2/1
2/9/15	L	62-87	A	1/2
12/28/08	L	48-77	H	-/1
12/17/07	L	39-97	A	-/2

## Ranked Readings

Under head coach Dawn Staley, South Carolina is 44-44 against nationally ranked opponents, including a 17-17 mark at Colonial Life Arena. That overall record is skewed by the early seasons of her tenure as the Gamecocks are 29-5 versus ranked foes since the start of the 2014-15 campaign. South Carolina is 13-3 against top-10 opponents during that time.

Staley's Gamecocks are 16-14 against ranked opponents on their home courts after winning the last seven road games against ranked foes and 12 of the last

## Current Streaks

	Total	Home	Road	Neut.
Overall	W3	W1	W7	W1
SEC	W3	W1	W14	—
Non-Conference	W4	W8	W1	W1
Ranked Teams	W5	W3	W6	W1

16 such contests dating back to the start of the 2013-14 season.

This season, the Gamecocks' 6-0 record against ranked foes, includes just two home games and a neutral-site win over then-No. 4/4 Louisville (83-89, Nov. 27). In those six wins, South Carolina has outscored its opponent by 11.5 points per game and out-rebounded its foe by 7.2 rebounds per contest. Of the Gamecocks' 76.0 points per game, 50.8 percent came in the paint.

## Holding Home Court

The Gamecocks are 418-155 all-time on their home court, including a 176-60 mark in Colonial Life Arena. South Carolina is 111-27 at home during the Dawn Staley era and has lost just twice in its last 63 home games, including undefeated home seasons in 2013-14 and 2014-15. The Gamecocks have won 31 of their last 32 SEC regular-season home games dating back to the 2012-13 season.

## Road Ready

The Gamecocks are 237-246 all-time in true road games, including a 65-35 mark under head coach Dawn Staley. In SEC action, Staley is 43-25 on the road in her ninth season at South Carolina.

## SEC Stories

Head coach Dawn Staley has steadily lifted the Gamecocks' national profile by building the Gamecocks into a consistent SEC contender with three straight regular-season titles, shirking decades of difficulty in the nation's best women's basketball conference.

In her ninth season at the helm, Staley boasts a 94-44 (.681) SEC regular-season record and has finished outside the league's top five just twice – an unprecedented achievement for a program that had finished INSIDE the top five only two times in the previous 17 seasons. Staley's 94 wins include now six seasons of double-digit league victories – 10 in 2012; 11 in 2013; an SEC-best 14 in 2014, 15 in 2015 and 16 in 2016; and currently 11 in 2017 – and account for 59.5 percent of the program's all-

## Stat Comparison

SC	UConn	
21-2	Overall Record	24-0
11-1	Conference Record	12-0
11-1	Home Record	11-0
9-1	Away Record	12-0
1-0	Neutral Record	1-0
77.0	Points Per Game	86.8
54.9	Opp. Points Per Game	53.7
.466	Field Goal %age	.520
.346	Opp. Field Goal %age	.343
.342	3-Pt. Field Goal %age	.396
.269	Opp. 3-Pt. Field Goal %age	.256
.701	Free Throw %age	.773
17.1	FTs Made Per Game	13.2
15.9	Assists Per Game	23.5
+2.2	Turnover Margin	+7.0
41.9	Rebounds Per Game	39.3
+9.5	Rebounding Margin	+5.9
8.7	Steals Per Game	10.5
5.9	Blocked Shots Per Game	4.8



time 158 league wins.

Staley's SEC regular-season record includes a 51-19 (.729) mark at home and a 43-25 (.632) slate on the road.

### Fourth Follow-Up?

The Gamecocks enter the 2016-17 season as the three-time reigning SEC regular-season champions, becoming just the third program to win three straight titles, joining Tennessee (2000-04 and 1993-95) and Auburn (1987-89).

SEC coaches and the media picked the Gamecocks to claim the conference title again this season. The league has had the same champion four straight seasons just once before when Tennessee claimed its fourth straight in 2003 en route to the league-record seven consecutive titles (1998-2004).

### Rankings Review

Ranked fourth in this week's AP Poll, the Gamecocks are in the midst of the nation's third-longest active top-10 ranking streak (65), trailing just UConn (228) and Notre Dame (121) and well ahead of fourth-place Baylor (50). South Carolina has appeared in the top 25 in each of the last 87 AP Polls.

In the Staley era, South Carolina has collected 51 top-five rankings in the AP Poll, including 42 weeks in the top three and 12 weeks at No. 1.

### Tough Tasks

Head coach Dawn Staley did not shy away from a challenging schedule this season, despite having to replace five seniors from last season's squad. The Gamecocks' overall schedule is ranked the sixth-toughest in the nation based on opponent winning percentage (.660).

South Carolina's docket features 19 games against teams that played in the 2016 postseason, including 16 against NCAA Tournament squads.

The slate includes eight games against teams ranked

in the AP Top 25 this week, including two against this week's top-10 teams. Just three of those eight games are home games for the Gamecocks.

### RPI Standing

The Gamecocks are currently third in the RPI behind UConn and Notre Dame, respectively. Their opponents have an average RPI of 80, which ranks seventh in the country and third in the SEC (behind Kentucky at second and Tennessee at fifth).

With a tough non-conference schedule, South Carolina has already faced eight teams in the RPI top 25 and two others in the top 50. The Gamecocks lead the SEC with six wins against this week's top-25 RPI teams.

In the SEC, five other teams are ranked in the RPI top 25 – Mississippi State (4), Tennessee (14), Kentucky (15), Texas A&M (18) and LSU (23). Auburn (27) and Missouri (32) round out the SEC teams in the top 50.

### League Legends

The Gamecocks are the only team in the nation to boast two former WNBA All-Stars on their coaching staff in head coach Dawn Staley and assistant coach Nikki McCray-Penson. Five other programs tout multiple WNBA alums – Miami, Notre Dame, Penn State, Texas and Vanderbilt – but only Beth Cunningham at Notre Dame and Tina Thompson at Texas earned All-Star status at least once in their time in the league.

South Carolina has the added bonus of its other two coaches – associate head coach Lisa Boyer and assistant coach Fred Chmiel – having WNBA coaching experience.

### Alai-ja Awaits

Opponents may be inclined to think of the paint as the Gamecock-owned continent of Alai-ja as senior center Alaina Coates and junior forward A'ja Wilson

have firmly planted the flag in the lane on both ends of the court. Both are on the Naismith Top 30 and Wooden Award Late Season Top 20 lists, and, in the preseason, ESPN tapped Wilson as the top player in the nation this season as well, naming Coates the No. 9 player.

This season, the pair combine to average 29.4 points and 18.0 rebounds while shooting a combined 62.1 percent from the field. In six games against ranked opponents, those averages rise to 32.3 points, accounting for 42.5 percent of the offense, and 21.5 rebounds. Not just one-dimensional threats, the duo also averages 3.0 assists this season. Defensively, they combine for 3.5 blocked shots per game.

## In the National Rankings

(thru games of 2/10)

Team	SEC	NCAA	Actual
Scoring Offense	2	21	77.0
Scoring Defense	2	14	55.9
Scoring Margin	2	7	+22.1
Field Goal Percentage	1	14	.466
Field Goal %age Def.	1	10	.346
3-Point FG %age	5	74	.342
3-Point FG %age Def.	2	16	.269
3-Point FG Made/Gm.	7	184	5.6
Free Throw Percentage	7	146	.701
Rebounding Offense	2	—	41.9
Rebounding Defense	4	—	32.3
Rebounding Margin	1	11	+9.5
Assists	2	63	15.4
Steals	7	104	8.7
Turnover Margin	6	76	+2.2
Turnovers	—	28	13.3
Assist-to-Turnover Ratio	3	38	1.2
Blocked Shots	1	14	5.9
Home Attendance Avg.	1	1	12,404

Alaina Coates	SEC	NCAA	Actual
Scoring	17	—	14.0
Rebounding	1	5	11.5
FG Percentage	1	4	.670
Blocked Shots	7	113	1.5
Offensive Rebs.	2	—	3.5
Double-Doubles	1	9	14.0

Kaela Davis	SEC	NCAA	Actual
Scoring	28	—	12.1
3-Pt FGM Per Game	5	224	1.9

Allisha Gray	SEC	NCAA	Actual
Scoring	22	—	13.2

M. Herbert Harrigan	SEC	NCAA	Actual
Blocks	10	189	1.2

Tyasha Harris	SEC	NCAA	Actual
Assist-to-Turnover Ratio	6	87	1.9

A'ja Wilson	SEC	NCAA	Actual
Scoring	7	84	17.0
Rebounding	11	220	7.1
FG Percentage	4	20	.582
Blocked Shots	3	38	2.2
Offensive Rebs.	13	—	2.7

# A'JA WILSON

## Junior • Forward

» Among most decorated Gamecocks in program history – two-time All-America, reigning SEC Player and Defensive Player of the Year, finalist for all 2015-16 national player of the year awards

» Wooden Award Late Season Top 20, Naismith Trophy Top 30 Watch List

» Leads team, 7th in SEC in scoring – 17.0 ppg

» 20th in nation, 4th in SEC in FG percentage – .582 ... Shooting 61.5% in SEC play

» 3rd in SEC, 38th in nation in blocked shots – 2.2

» Last 3 games – 18.3 ppg, 5.3 rpg, 2.7 bpg, .618 FG percentage

» Seven 20-point games this season, including career-best 31 points at #14/15 Texas (Dec. 1) ... Now has 19 career 20-point games (7 in 2015-16, 5 in 2014-15)

» First Gamecock to record 200 career blocked shots ... Holds single-season blocked shots record with 103 in 2015-16 ... Set program career blocked shots record in 74th career game, fewer than anyone else on top-10 list ... Now has 214 in just 91 games

## Gamecocks in 2016-17 National Polls

Poll	Pre	11/14	11/21	11/28	12/5	12/12	12/19	12/26	1/2	1/9	1/16	1/23	1/30	2/6	2/13	2/20	2/27	3/6	3/12	Final
Associated Press	4	4	3	3	6	6	6	6	5	5	5	5	4	6						
Coaches	3	3	3	3	6	6	6	6	5	5	5	4	6	6						

Earning All-America and First-Team All-SEC status last season, the duo averaged a combined 27.3 points, 18.5 rebounds and 4.2 blocks. In the Gamecocks' 15 games against ranked opponents, the pair was even more dominant with 29.7 points per game, 20.3 rebounds per contest and 4.9 blocks per outing.

### Second Effort

South Carolina has found itself in a single-digit game at halftime nine times this season. The Gamecocks were in the lead in five of those games, tied once and trailed three times – one of which they came back to win (Mississippi State, Jan. 23). While the defensive effort has remained

steady in both halves of those games, the Gamecock offense was dramatically more efficient, especially in the seven wins, although scoring in the paint was nearly identical.

In those seven games, which the Gamecocks ended up winning by 11.1 points per game:

Half	PPG	FG%	3FG%	FT/Gm	Paint
1st	31.6	.316	.186	9.0	116
2nd	41.1	.454	.400	13.1	118

The Gamecock making the biggest leap when it comes down to winning is junior guard Allisha Gray. In the seven wins, the quiet scorer who is always ready to do whatever the team needs, lifted her scoring average from 4.4 points per first half to 11.1 per second half and

her field goal percentage from .367 (11-of-30) to .636 (28-of-44), which includes a 3-point range jump from 20.0 percent (1-of-5) to 41.7 percent (5-of-12). In the two losses, Gray's scoring and field goal percentages also went up, but her shot volume stayed stagnant – 11 FGA in first halves and 10 in second halves.

### Seeing Double

South Carolina center Alaina Coates ranks ninth in the nation with 14 double-doubles this season, and she is one of 11 players in a "Power 5" conference to average a double-double this season – only five of those 11 are on a top-25 team.

## 2016-17 Double-Doubles

### Alaina Coates (14)

11/14	at Ohio State	10 pts/13 rebs
11/20	Hampton	28 pts/16 rebs
11/21	Maine	12 pts/14 rebs
11/27	vs. Louisville	17 pts/14 rebs
12/11	Minnesota	16 pts/11 rebs
12/15	Clemson	19 pts/10 rebs
12/18	UCLA	20 pts/14 rebs
1/1	Alabama	19 pts/11 rebs
1/8	at Florida	14 pts/13 rebs
1/12	Georgia	12 pts/11 rebs
1/15	at LSU	24 pts/11 rebs
1/19	Ole Miss	15 pts/15 rebs
2/2	at Kentucky	20 pts/18 rebs
2/5	at Arkansas	18 pts/19 rebs

### Kaela Davis (1)

11/14	at Ohio State	37 pts/10 rebs
-------	---------------	----------------

### A'ja Wilson (6)

12/1	at Texas	31 pts/12 rebs
12/15	Clemson	20 pts/10 rebs
12/18	UCLA	13 pts/13 rebs
1/5	at Auburn	10 pts/11 rebs
1/8	at Florida	23 pts/13 rebs
1/26	at Georgia	19 pts/11 rebs

# ALAINA COATES

## Senior • Center

» **Top 10 in the NATION in field goal percentage (4th, .670), rebounding (5th, 11.5) and double-doubles (9th, 14) – all of which lead the SEC**

» **NCAA Div. I active career leader in rebounds (1,195) and double-doubles (56)**

» **Third Gamecock all-time to reach 1,000-rebound plateau and sits in second in program history in career rebounds (1,195) ... First Gamecock since 1980-81 to amass 50 career double-doubles ... Her 56 are second-most in program history**

» **Holds school career records for defensive rebounds (826), rebounds in SEC play (580) and double-doubles in SEC play (26)**

» *"Coates is better than she was a year ago because her face-up game is more powerful. She's not just a back-to-the-basket, offensive put-back kid. She can drive to the basket; she can knock down 12-footers."* – Jimmy Dykes, Arkansas Head Coach

» *"If I'm a WNBA GM, and I was picking one player in this senior class at the No. 1 pick, I wouldn't think twice – it'd be Alaina Coates. I just think she's that talented."* – Matt Insell, Ole Miss Head Coach



## The Staley Era

In her ninth season at the South Carolina helm, head coach Dawn Staley has guided the program to unprecedented success not just in the SEC but on the national stage as well. Staley led the program to its first ever No. 1 ranking in both the AP and USA Today/Coaches Poll. She also delivered the first SEC regular-season and tournament championships. In fact, Staley has accounted for 83 of the program's all-time 147 SEC regular-season victories – 56.5 percent in just eight of the 25 seasons the Gamecocks have been in the league.

### The Staley Era (2008-09 through present)

Wins	
30-Win Seasons	2
25-Win Seasons	5
20-Win Seasons	6
Winning Seasons	7

### National Rankings

Weeks in the AP Top 25	92
Weeks in the AP Top 10	65
Weeks in the AP Top 3	40
Weeks at AP No. 1	12

### Postseason

NCAA Tournament Appearances	5
NCAA Sweet 16s	4
NCAA Final Fours	1

### In the SEC

Regular-Season Championships	3
Regular-Season Top 5 Finishes	6
Tournament Championships	2
Double-Digit Wins	6

### Pre-Staley in the SEC (1991-92 through 2007-08)

Wins	
30-Win Seasons	0
25-Win Seasons	1
20-Win Seasons	2
Winning Seasons	7

### National Rankings

Weeks in the AP Top 25	32
Weeks in the AP Top 10	6
Weeks in the AP Top 3	0
Weeks at AP No. 1	0

### Postseason

NCAA Tournament Appearances	2
NCAA Sweet 16s	1
NCAA Final Fours	0

### In the SEC

Regular-Season Championships	0
Regular-Season Top 5 Finishes	2
Tournament Championships	0
Double-Digit Wins	1

### Pre-Staley All-Time (1974-75 through 2007-08)

Wins	
30-Win Seasons	1
25-Win Seasons	3
20-Win Seasons	9
Winning Seasons	21

### National Rankings

Weeks in the AP Top 25	130
Weeks in the AP Top 10	31
Weeks in the AP Top 3	6
Weeks at AP No. 1	0

### Postseason

NCAA Tournament Appearances	8
NCAA Sweet 16s	3
NCAA Final Fours	0

### In Conference (SEC and Metro 1983-84 thru 1990-91)

Regular-Season Championships	5
Regular-Season Top 5 Finishes	10
Tournament Championships	3
Double-Digit Wins	5

Coates is second on the list in rebounds per game (11.52) while ranking just ninth in average minutes played (27.61).

A look at the key stats for the five entries from top-25 teams:

Player (Team)	PPG	RPG	MPG	FG%	Dbl-Dbls.
Coates (SC)	13.96	11.52	27.61	.670	14
Osahor (Wash.)	15.56	15.04	32.56	.481	21
Billings (UCLA)	17.96	10.71	30.38	.494	15
Jones (Md.)	18.88	10.44	24.40	.692	17
Mavunga (OSU)	11.76	11.29	22.14	.5731	11

To level the playing field of teams playing different schedules, a look at the same five players against ranked opponents:

Player (Team-Gms)	PPG	RPG	MPG	FG%	Dbl-Dbls.
Coates (SC-6)	13.67	13.00	28.17	.595	4
Osahor (Wash.-5)	14.20	14.80	38.40	.386	5
Billings (UCLA-7)	18.00	13.14	35.14	.427	5
Jones (Md.-3)	16.33	11.67	24.33	.833	3
Mavunga (OSU-4)	11.25	10.75	28.75	.600	1

In breaking down those numbers, centers Coates and Brionna Jones of Maryland stand out in efficiency,

beyond their lofty field goal percentages. Coates records either a rebound or a point for every 1.06 minutes on the court, while Jones posts one or the other every 0.87 minute on the court.

For Coates, the excellence has been a career-long effort. She is the NCAA Div. I active leader in career

## 2016-17 Awards

### Alaina Coates

USBWA National Player of the Week (12/13-19)  
 Three-time SEC Player of the Week (11/15-21;  
 11/22-28; 12/13-19)  
 Rated No. 9 player in the nation by espnW  
 Wooden Award Late Season Top 20  
 USBWA Drysdale Award Midesason Watch List  
 Naismith Trophy Top 30 Watch List  
 Wade Watch List (Preseason)  
 Preseason All-America Second Team (espnW,  
 Lindy's, Sporting News)  
 Preseason All-America Honorable Mention (AP)  
 Preseason All-SEC First Team (Media, Coaches)

### Kaela Davis

CoSIDA Academic All-District 4  
 Naismith Trophy Top 50 Preseason Watch List

### Allisha Gray

Dawn Staley Award Midseason Watch List  
 Naismith Trophy Top 50 Preseason Watch List  
 SEC Player of the Week (1/17-23)

### A'ja Wilson

Rated No. 1 player in the nation by espnW  
 Wooden Award Late Season Top 20  
 USBWA Drysdale Award Midesason Watch List  
 Naismith Trophy Top 30 Watch List  
 Wade Watch List (Preseason)  
 Preseason All-America First Team (AP, espnW,  
 Athlon, Lindy's, Sporting News)  
 Preseason SEC Player of the Year (Media, Coaches)  
 Preseason All-SEC First Team (Media, Coaches)

# ALLISHA GRAY

Junior • Guard



» Dawn Staley Award Midseason and Naismith Trophy Top 50 Preseason Watch Lists

» 22nd in SEC in scoring – 13.2 ppg – on 50.5 percent shooting ... second on team with 18 double-figure scoring games, including nine of the last 10

» In SEC play – 12.9 ppg (21st), .800 FT %age (8th)

» Averages 4.6 rebounds (11 games of five or more), 2.7 assists (8 games of 4 or more)

» Kicked off Gamecock career with 24 points at #7/6 Ohio State (Nov. 14) that included 10-of-18 FGs and some of most momentum-killing baskets

» Played in power forward spot with A'ja Wilson on the bench against Georgia (Jan. 12) and LSU (Jan. 15) to grab tough rebounds and hit free throw to seal win over the Lady Bulldogs

» Returned to guard spot to pour in 16 third-quarter points against #4/4 Mississippi State (Jan. 23) to pull Gamecocks out of seven-point halftime deficit then sprinted to breakaway layup that kept team in front in final minute of the game

## Record Book Watch

The Gamecocks' starting frontcourt of Alaina Coates and A'ja Wilson are moving up the career record books quickly. Here's their current standing:

### Blocked Shots

Player	Gms	Blk
1. A'ja Wilson (2015-present)	91	214
2. Alaina Coates (2014-present)	128	206
3. Lakesha Tolliver (2004-07)	112	177
4. Elem Ibiam (2012-15)	126	164
5. Michelle Murray (1990-93)	96	148

### Rebounds

Player	Gms	Reb.
1. Sheila Foster (1979-82)	134	1427
2. Alaina Coates (2014-present)	128	1195
3. Marsha Williams (1990-93)	116	1026
4. Aleighsa Welch (2012-15)	137	956
5. Schonna Banner (1987-90)	125	901

### Offensive Rebounds (Since 1987-88)

Player	Gms	Reb.
1. Aleighsa Welch (2012-15)	137	449
2. Marsha Williams (1990-93)	116	427
3. Alaina Coates (2014-present)	128	369
4. Annie Lester (1997-2000)	110	348
5. Jocelyn Penn (1999-03)	117	345

### Double-Doubles

Player	Gms	Dbl-Dbl.
1. Sheila Foster (1979-82)	134	72
2. Alaina Coates (2014-present)	128	56
3. Marsha Williams (1990-93)	116	44
4. Denise Nanney (1975-77)	78	42
5. Katrina Anderson (1978-79)	71	41
6. Sharon Gilmore (1983-86)	110	32
7. Brantley Southers (1982-86)	120	29
8. Beth Hunt (1989-90)	63	27
9. A'ja Wilson (2015-present)	91	25
Schonna Banner (1987-90)	125	25

### Points

Player	Gms	FTM
1. Sheila Foster (1979-82)	134	2266
2. Shannon Johnson (1993-96)	109	2230
3. Brantley Southers (1982-86)	120	1982
4. Jocelyn Penn (1999-2003)	117	1939
5. Tiffany Mitchell (2013-16)	139	1885
6. Schonna Banner (1987-90)	125	1791
7. Martha Parker (1986-89)	124	1728
8. Karen Middleton (1988-91)	128	1714
9. Evelyn Johnson (1980-83)	113	1620
10. Marsha Williams (1990-93)	116	1585
— Alaina Coates (2014-present)	128	1562

### Free Throws Made

Player	Gms	FTM
1. Shannon Johnson (1993-96)	109	478
2. Martha Parker (1986-89)	124	473
3. Tiffany Mitchell (2013-16)	139	447
4. Sheila Foster (1979-82)	134	418
5. Jocelyn Penn (1999-03)	117	411
6. Alaina Coates (2014-present)	128	400
7. Nikki Miars (1996-99)	108	357
8. Annie Lester (1997-2000)	110	333
9. Aleighsa Welch (2012-15)	137	329
10. A'ja Wilson (2015-present)	91	337

### Free Throw Attempts

Player	Gms	FTA
1. Shannon Johnson (1993-96)	109	679
2. Martha Parker (1986-89)	124	641
3. Sheila Foster (1979-82)	134	624
4. Alaina Coates (2014-present)	128	621
5. Jocelyn Penn (1999-03)	117	604
6. Tiffany Mitchell (2013-16)	139	578
7. Aleighsa Welch (2012-15)	137	545
8. Marsha Williams (1990-93)	116	513
9. A'ja Wilson (2015-present)	91	486
10. Nikki Miars (1996-99)	108	474



rebounds (1,195) and double-doubles (56).

This season, she ranks among the nation's best in field goal percentage (4th, .670), rebounds (5th, 11.5 rpg) and double-doubles (9th, 14) – all of which lead the SEC. She averages a double-double overall (14.0 ppg/11.5 rpg), in SEC play (13.3/12.3) and against ranked opponents (13.7/13.0).

The value of Coates goes well beyond points and rebounds, though. In SEC play, she is second on the team in steals and blocks and third in assists. Jones is similarly effective on defense (blocks, steals), but does not facilitate her teammates' offense as effectively as Coates.

### 20/20 Vision

Five different Gamecocks have recorded at least one 20-point game this season – A'ja Wilson (7), Alaina Coates (4), Kaela Davis (3), Allisha Gray (2) and Bianca Cuevas-Moore (1) – across 13 games this season. Two Gamecocks have reached that mark in the same game

Miscellaneous Stats			
<b>Triple-Doubles</b>	<b>2016-17</b>	<b>Career</b>	<b>Record</b>
Alaina Coates	0	1	1-0
<b>Double-Doubles</b>	<b>2016-17</b>	<b>Career</b>	<b>Record</b>
Alaina Coates	14	56	54-2
A'ja Wilson	6	25	23-2
Kaela Davis	1	1	1-0
<b>30+ Points</b>	<b>2016-17</b>	<b>Career</b>	<b>Record</b>
Kaela Davis	1	1	1-0
A'ja Wilson	1	1	1-0
<b>20+ Points</b>	<b>2016-17</b>	<b>Career</b>	<b>Record</b>
A'ja Wilson	7	19	18-1
Alaina Coates	4	16	15-1
Kaela Davis	3	3	3-0
Allisha Gray	2	2	2-0
Bianca Cuevas-Moore	1	3	3-0
<b>10+ Points</b>	<b>2016-17</b>	<b>Career</b>	<b>Record</b>
A'ja Wilson	19	76	69-7
Allisha Gray	18	18	16-2
Alaina Coates	16	88	85-3
Kaela Davis	15	15	13-2
Bianca Cuevas-Moore	7	23	22-1
Tyasha Harris	3	3	3-0
M. Herbert Harrigan	2	2	2-0
Doniyah Clincy	0	1	1-0
Tiffany Davis	0	1	1-0
<b>10+ Rebounds</b>	<b>2016-17</b>	<b>Career</b>	<b>Record</b>
Alaina Coates	16	65	63-2
A'ja Wilson	6	26	24-2
Kaela Davis	1	1	1-0
<b>5+ Assists</b>	<b>2016-17</b>	<b>Career</b>	<b>Record</b>
Tyasha Harris	7	7	6-1
Allisha Gray	4	4	3-1
Kaela Davis	3	3	3-0
Bianca Cuevas-Moore	2	8	8-0
Doniyah Clincy	2	2	2-0
A'ja Wilson	1	1	1-0
Alaina Coates	0	1	1-0
<b>5+ Steals</b>	<b>2016-17</b>	<b>Career</b>	<b>Record</b>
Bianca Cuevas-Moore	1	2	2-0
Allisha Gray	1	1	1-0
Tiffany Davis	0	1	1-0
<b>5+ Blocks</b>	<b>2016-17</b>	<b>Career</b>	<b>Record</b>
A'ja Wilson	1	8	7-1
Alaina Coates	0	4	4-0

four times, marking the most such games in a season since 2009-10. The 2001-02 team also record four such games. Five games in the 1990-91 saw multiple 20-point scorers, as did seven games in the 1985-86 season and 10 games in the 1988-90 campaign.

### They're Free, Take Two!

South Carolina ranks among the nation's top 20 in free throws attempted (15th) and made (17th). With most teams above them playing between 24 and 26 games to the Gamecocks' 22, South Carolina moves slightly higher when looking at averages.

With 22.65 free throw attempts per game, South Carolina is 11th in the nation, second in the SEC behind Alabama's 23.54 per game. The Gamecocks are 10th in free throws made per game at 15.87, best in the SEC.

In nine games this season, at least 25.0 percent of the Gamecocks' points have come from the free throw line, including five of the six wins over nationally ranked opponents. Free throws accounted for a season-high 39.5 percent (30-76) of the Gamecocks' points at #14/15 Texas (Dec. 1).

### To Three, or Not to Three

South Carolina added a pair of outside threats with junior transfers Kaela Davis and Allisha Gray, but the Gamecocks' offensive strategy continues to center on the paint. In fact, the addition of the outside weapons has made South Carolina no more reliant on the 3-point shot for scoring this season than last.

This season's 128 3s account for 21.7 percent of the Gamecocks' total offense, which is just SHY of last season when the 190 3s made up 22.1 percent of the offense.

Interestingly, reliance on outside shooting decreases dramatically against ranked opponents. In six wins over top-25 foes this season, South Carolina's 22 3-pointers

made up just 14.5 percent of its 456 points, which is much lower than the 18.0 percent of the offense in 15 games against ranked foes last season.

The two-game absence of All-America forward A'ja Wilson also did not impact the Gamecocks' desire to line it up from outside the arc. In the two games without Wilson in the lineup, 22.0 percent of South Carolina's points came from long range compared to 21.5 percent in the games she has played.

### Games Led Team In...

(Tied for team lead in each category included)

Scoring	2016-17	Career	Record
A'ja Wilson	13	43	39-4
Alaina Coates	8	27	25-2
Kaela Davis	3	3	3-0
Bianca Cuevas-Moore	2	5	5-0
Allisha Gray	1	1	1-0
Rebounding	2016-17	Career	Record
Alaina Coates	19	77	72-5
A'ja Wilson	5	28	72-2
Doniyah Clincy	2	2	2-0
Allisha Gray	2	2	1-1
Kaela Davis	1	1	0-1
Assists	2016-17	Career	Record
Tyasha Harris	9	9	9-0
Bianca Cuevas-Moore	6	17	16-1
Kaela Davis	5	5	5-0
Allisha Gray	5	5	4-1
A'ja Wilson	3	4	4-0
Alaina Coates	2	5	5-0
Doniyah Clincy	2	2	2-0
M. Herbert Harrigan	1	1	1-0

### 2016-17 Scoring Differentials

Largest lead in a win.....	by 57 (93-36), 4th-1:37, vs. Saint Peter's, 11/22
Largest deficit overcome to win.....	by 9 (26-35), 2nd-0:24, vs. Mississippi State, 1/23
Largest lead given up in a loss.....	by 11 (16-5), 1st-3:46, at Duke, 12/4
Largest deficit in a loss.....	by 12 (74-62), 4th-0:38, at Duke, 12/4

# KAELA DAVIS

Junior • Guard

» CoSIDA Academic All-District 4 ... Naismith Trophy Preseason Watch List

» Explosive scorer, athletic and capable of playing variety of spots ... Challenged by Staley to also impact game defensively

» Burst into Carolina career with 37 points at #7/6 Ohio State (Nov. 14) – most points ever by Gamecock vs. ranked opponent

» Shot 6-of-10 from 3-point range against Minnesota (Dec. 11)

» 28th in SEC in scoring (12.1 ppg) and 5th in 3s/game (1.9)

» Called her own number to defend Mississippi State's Victoria Vivians, a top-5 scorer in the SEC, in 2nd half, limiting her to five points on 1-of-8 shooting in final 20 minutes of tight Gamecock victory (Jan. 23)

» Fastest player in Georgia Tech history to reach 1,000 career points (52 games) ... Two-time First-Team All-ACC selection

» "We knew Kaela was by far the best [3-point shooter on the team]. We weren't wanting to give her much space at all. But, she's got great size, is very intelligent. She found gaps really well, and she shot it." – Marlene Stollings, Minnesota Head Coach



## Location, Location, Location

The Gamecocks average 38.2 points in the paint this season, making up 49.6 percent of their offense. Only two opponents have out-scored South Carolina in the paint this season – Duke (42-32, 12/3/16) and Tennessee (38-26, 1/20/17). The Gamecocks are out-pacing their opponents in that space by 15.4 points per game. Their interior advantage has been at least 20 points nine times, including a season-high 44 against Maine (Nov. 21). In six games against ranked opponents, South Carolina has out-scored its opponent 224-170 in the paint.

## Blocking Scheme

South Carolina leads the SEC and ranks 14th in the nation with 5.9 blocked shots per game and have blocked double-digit shots twice this season – 11 vs. Clemson (Dec. 15), 10 vs. Alabama (Jan. 1). The two driving forces of that defensive movement are also the program's all-time career blocked shot leaders – A'ja Wilson (214) and Alaina Coates (206).

Wilson broke the program's career blocks record earlier this season (vs. Saint Peter's, Nov. 22) but can hardly celebrate with Coates nipping at her heels. Wilson is third in the SEC and 37th in the nation with 2.2 blocks per game, and Coates is just behind at 1.5 per game for seventh in the league. Freshman Mikiah Herbert Harrigan is following in her frontcourt mentors' footsteps, ranking 10th in the league with 1.2 blocks per game, which includes three games of three or more blocks.

## Four x 1,000

South Carolina boasts four 1,000-point scorers on this season's roster, led by senior center Alaina Coates (1,562). Junior transfer Kaela Davis (1,524 – includes 1,246 at Georgia Tech) is next in line with juniors A'ja Wilson (1,372) and Allisha Gray (1,356 – includes 1,053 at North Carolina) just behind. All four were first-team all-conference selections in their most recent seasons as well.

## Helping Hands

South Carolina head coach Dawn Staley likes to say that with good movement, the ball will find who is supposed to shoot it on any given possession. With

four 1,000-point scorers on this season's team, many observers wondered how the quartet would abide that philosophy.

Early returns are good as the Gamecocks are second in the SEC with 15.4 assists per game and have assists on at least half their field goal 17 times in 22 games, including four games assisting on at least two-thirds of their made baskets – vs. Minnesota (Dec. 11), at Auburn (Jan. 5), at Kentucky (Feb. 2) and against Auburn (Feb. 9).

Of the Gamecocks' 15.4 assists per game, the quartet of 1,000-point scorers account for 8.0 assists per game of that average with Allisha Gray leading the group at 2.7 and Kaela Davis handing out 2.3 per game.

Freshman point guard Tyasha Harris moved into the team lead in the category against Tennessee (Jan. 30) with her fourth six-assist game of the season and now has a 3.0 average. In SEC action, the first-year guard is ninth with 3.8 assists per game while holding fourth in assist-to-turnover ratio at 2.2.

## SEC Active

Senior Alaina Coates and junior A'ja Wilson feature prominently in the SEC's active leader boards this season.

Coates is running away with the double-double chart at 56 and the rebounding mark at 1,195 – over 350 more than the second-place player. Coates' 206 career blocks are just behind league leader Wilson's 214, more than 50 ahead of third place. Coates is fourth in scoring at 1,562 and in field goals made (581).

In addition to leading the blocks list, Wilson is third in double-doubles with 25 and sixth in scoring with 1,372 career points. She is fifth in rebounding (680) and is seventh in field goals made (517).

## Quarter Breakdown

Through 23 games this season, South Carolina has out-scored its opponent in all but 21 quarters. The Gamecocks have out-paced their opponent by double digits 26 times in the 92 quarters, including a season-high differential of 25 points (37-12) in the first quarter against Saint Peter's (Nov. 22). In SEC action, the 23-point advantage in the first quarter at Auburn (Jan.

# TYASHA HARRIS

## Freshman • Guard

» Poise and command of the point guard position moved her into permanent starting role at beginning of SEC play

» In SEC play, ranks 9th in assists per game (3.8), 4th in assist-to-turnover ratio (2.2) – both bests among league freshmen

» 7 games handing out five or more assists, including two against ranked opponents

» Committed more than two turnovers just four times in 23 games

» In 6 games against ranked opponents, averaged 3.0 assists and continued poise with 2.0 assist-to-turnover ratio

» Scored in double figures three times, including at #14/15 Texas (Dec. 1)

» Dished out six assists in first career start (Minnesota, Dec. 11) and first career SEC start (Alabama, Jan. 1)

» Ranked No. 8 point guard in 2016 recruiting class ... won three straight state championships and a gold medal in 2016 FIBA U18 Americas Championship



## Around the SEC

(through games of 2/9)

	SEC Games			Overall		
	W	L	Pct.	W	L	Pct.
South Carolina	11	1	.917	21	2	.913
Mississippi State	10	1	.909	24	1	.960
Texas A&M	8	3	.727	18	6	.750
Kentucky	8	4	.667	17	8	.680
Tennessee	7	4	.636	18	8	.667
LSU	6	5	.545	17	7	.708
Missouri	6	5	.545	16	9	.640
Auburn	5	6	.455	15	10	.600
Ole Miss	4	7	.364	15	9	.625
Georgia	4	7	.364	12	12	.500
Alabama	3	8	.273	15	9	.625
Florida	3	8	.273	12	12	.500
Arkansas	2	9	.182	13	11	.542
Vanderbilt	1	10	.091	11	13	.458

## Today's Games

February 13

LSU at Vanderbilt (SECN), 7 p.m.

Rankings are listed as AP/Coaches Poll  
All Times Eastern; TV Network in ()

## All-Time Records vs. SEC Teams

Opponent	Overall	Under	SEC	SEC	H	A	N	Streak	Last
		Staley	Season	Tourn.					
Alabama	23-15	13-0	18-12	2-2	12-5	9-8	2-2	Won 13	W: 93-45, 1/1/17 (H)
Arkansas	16-17	9-3	15-15	1-2	9-5	6-10	1-2	Won 8	W: 79-49, 2/5/17 (A)
Auburn	22-21	10-3	16-15	2-1	12-7	8-12	2-2	Won 7	W: 60-41, 2/9/17 (H)
Florida	16-20	8-4	14-18	0-2	7-10	9-8	0-2	Won 8	W: 81-62, 1/8/17 (A)
Georgia	13-33	9-6	10-21	2-2	6-14	4-15	3-4	Won 6	W: 62-44, 1/26/17 (A)
Kentucky	26-33	10-9	21-25	2-2	17-9	8-20	2-4	Won 5	W: 75-63, 2/2/17 (A)
LSU	11-22	8-5	9-22	2-0	5-10	4-12	2-0	Won 7	W: 84-61, 1/15/17 (A)
Ole Miss	21-17	11-2	17-12	2-4	12-4	7-8	2-5	Won 9	W: 65-46, 1/19/17 (H)
Miss. State	18-16	9-3	16-14	1-2	11-5	6-9	1-2	Won 9	W: 64-61, 1/23/17 (H)
Missouri	4-1	3-1	3-1	—	2-0	1-1	1-0	Won 3	W: 83-58, 1/10/16 (H)
Tennessee	5-46	4-9	3-27	1-3	2-20	2-21	1-5	Lost 1	L: 74-76, 1/20/17 (H)
Texas A&M	3-3	3-3	3-2	0-1	2-1	1-1	0-1	Won 3	W: 70-63, 1/31/16 (A)
Vanderbilt	13-21	8-2	13-18	0-2	7-8	5-11	0-2	Won 6	W: 71-61, 1/7/16 (A)
<b>Totals</b>	<b>191-265</b>	<b>105-50</b>	<b>158-201</b>	<b>14-23</b>	<b>102-98</b>	<b>70-136</b>	<b>16-30</b>	<b>Won 3</b>	



5) was a season high.

South Carolina has shot at least 50.0 percent from the field 40 times in its 92 quarters of action, led by its 71.4 percent accuracy in the first quarter against Saint Peter's (Nov. 22). The Gamecocks' 37 points in that quarter are the most for the program since the NCAA went to the format for the 2015-16 season.

Defensively, South Carolina has held an opponent to single digits in a quarter 21 times this season, including five quarters of five or fewer points. An opponent has shot to 20.0 percent or less from the field in 18 quarters, including a pair of quarters under 10.0 percent (7.1% by Florida, 2nd qtr, 1/8/17; 8.3% by Auburn, 4th qtr, 1/5/17).

Here's a more detailed look at the quarter-by-quarter production for the Gamecocks this season:

Qtr.	SC/Opp Avg. Pts	SC/Opp FG%	Avg. Pts. Margin
1	20.2/12.7	.459/.343	+7.4
2	19.3/13.4	.473/.353	+5.9
3	19.9/13.8	.508/.336	+6.1
4	17.6/14.9	.422/.353	+2.7

Individually, junior guard Kaela Davis leads the Gamecocks with six double-digit scoring quarters and has the highest-scoring quarter this season with 19 points in the first at Auburn (Jan. 5). Alisha Gravy has four double-digit scoring quarters each, Alaina Coates has posted three, and A'ja Wilson has two.

### This is 30

With 30-point games already this season by juniors Kaela Davis (37 at #7/6 Ohio State, 11/14) and A'ja Wilson (31 at #14/15 Texas, 12/1), the Gamecocks have the most 30-point games in a season since 2002-03 when Jocelyn Penn recorded three such outings, none of which were against a ranked opponent.

The program record for 30-point games in a season is six with the most recent coming in 1994-95. In each of the three seasons with six 30-point games, every game was recorded by the same Gamecock. Shannon Johnson posted six in 1994-95 to duplicate her effort in 1993-94. Beth Hunt originally set the record with her six 30-point games in the 1989-90 campaign. The only 30-point

## Team Specialty Stats

South Carolina-Opponent

	Pts. in Paint	Pts. Off TOs	2nd Chance Pts	Fast Break Pts
11/14 at OSU	44-30	16-17	13-12	18-12
11/20 HU	46-20	35-2	23-7	12-3
11/21 Maine	52-8	20-7	14-2	11-0
11/22 SPU	50-14	30-8	17-9	26-0
11/27 vs. UL	40-24	18-15	20-5	14-2
12/1 at Texas	34-30	14-7	14-16	2-8
12/4 at Duke	32-42	18-28	14-15	9-12
12/11 Minn.	42-12	12-11	20-21	18-9
12/15 Clem.	50-26	10-6	21-8	13-4
12/18 UCLA	40-34	5-15	19-12	8-14
12/21 at SSU	42-8	21-4	22-5	20-4
1/1 Ala.	54-14	36-14	18-5	19-6
1/5 at Aub.	22-18	9-15	9-12	4-2
1/8 at Fla.	44-34	21-14	23-15	8-6
1/12 UGa	24-24	14-11	9-17	12-6
1/15 at LSU	38-24	20-10	13-8	8-4
1/19 Miss.	38-30	22-6	14-4	6-6
1/23 MSU	32-32	13-12	15-13	2-4
1/26 at UGa	20-18	13-10	9-5	6-2
1/30 Tenn.	26-38	7-12	8-9	8-18
2/2 at UK	34-20	15-15	11-10	2-4
2/5 at Ark.	40-18	22-15	15-15	9-2
2/9 Aub.	34-6	12-8	14-3	4-0
2/13 at UConn				
2/16 Vandy				
2/19 at Mizz.				
2/23 at TAMU				
2/26 UK				
Season Avg.	38.2-22.8	17.5-11.4	15.4-9.9	10.4-5.6
SEC Avg.	33.8-23.0	17.0-11.8	13.2-9.7	7.3-5.0

## Starters vs. Bench Points

	SC Starters	Opp. Starters	SC Bench	Opp. Bench
11/14 at OSU	85	76	7	4
11/20 HU	71	23	21	15
11/21 Maine	53	16	26	26
11/22 SPU	68	28	25	10
11/27 vs. UL	68	34	15	25
12/1 at Texas	64	47	12	20
12/4 at Duke	60	62	3	12
12/11 Minn.	59	37	39	21
12/15 Clem.	68	43	15	18
12/18 UCLA	56	46	10	11
12/21 at SSU	48	22	22	8
1/1 Ala.	72	33	21	12
1/5 at Aub.	46	34	27	13
1/8 at Fla.	70	50	11	12
1/12 UGa	41	49	25	14
1/15 at LSU	76	55	8	6
1/19 Miss.	50	39	15	7
1/23 MSU	61	41	3	20
1/26 at UGa	46	34	16	10
1/30 Tenn.	56	68	18	8
2/2 at UK	65	56	10	7
2/5 at Ark.	60	18	19	31
2/9 Aub.	56	22	4	19
2/13 at UConn				
2/16 Vandy				
2/19 at Mizz.				
2/23 at TAMU				
2/26 UK				
Season Avg.	60.8	40.6	16.2	14.3
SEC Avg.	58.2	41.6	14.8	13.2

outing against a ranked opponent in those three seasons was Beth Hunt's 34-point showing in a losing effort at then-No. 18 Southern Miss.

Individually, only eight 30-point games by a Gamecock have come against ranked opponents, including this season's showings from Davis and

Wilson. Davis' 37 points is the most in a game against a ranked opponent and was the first since Johnson netted 35 against then-#5 Tennessee on Feb. 15, 1996, which until Davis' 37 was the highest-scoring game against a ranked opponent in program history.

Here's a list of the Gamecocks' individual 30-point

# THE GAMECOCKS' TWIN TOWERS

Junior  
A'ja  
Wilson

» "We knew exactly what they were going to do, and we still couldn't stop it. They imposed their will with their inside game. I do think they have the best front line in the country, and they did a good job playing to their strengths." – Cori Close, UCLA Head Coach

» "They're a really powerful team. They are extremely talented, so gifted, and in our league there are some teams that maybe have some size and some big kids. But Wilson and Coates are just a different level of athletes." – Matthew Mitchell, Kentucky Head Coach

» "Their length and size, and the skill of those two kids – Wilson and Coates. They don't drop balls' they get them, hit easy stick-backs. Their tough. They can move. They can run. There's not another team in the country that can put two on the floor like that." – Jimmy Dykes, Arkansas Head Coach

» "We got a little lost [defensively] when Wilson would drive to the basket, but she's unbelievable." – Holly Warlick, Tennessee Head Coach

» "[Coates] has a motor like I haven't seen in a long time. She doesn't worry about who [they're] playing. She just does it right because that's what you're supposed to do. I watch them on film; they're up 30 at the half, and she sprinting the floor every single time." – Jeff Walz, Louisville Head Coach

Senior  
Alaina  
Coates

games against a ranked opponent:

Pts.	Player	Opp.	Date
37	K. Davis	at #7/6 Ohio St.	11/14/16
35	S. Johnson	#5 Tennessee	2/15/96
34	B. Hunt	#18 Southern Miss	1/29/90
32	S. Johnson	#2 Tennessee	2/8/94
32	Ma. Williams	#22 Florida St.	2/4/91
32	K. Anderson	vs. #14 Memphis	3/4/78
31	A. Wilson	at #14/15 Texas	12/1/16
30	B. Southers	#19 Clemson	12/3/83

### Great Gamecock Fans

With over 10,000 season-ticket holders for the second-straight season, South Carolina leads the nation in average attendance at 12,404 and is the only program drawing at least 10,000 fans per game.

The Gamecocks have posted the highest average attendance at the end of the last two seasons and have enjoyed steady fan growth over the last five years – 3,952 in 2012-13; 6,371 in 2013-14; 12,293 in 2014-15; 14,364 in 2015-16.

South Carolina fans have proven they'll travel to see their Gamecocks as well. In the Dec. 4 game at Duke, the Blue Devils reported attendance of 6,036 after drawing just 3,112 prior to the contest. On Dec. 21, Savannah State drew 1,411 for its game against South Carolina despite averaging just 790 before that.

## Gamecocks Coming Soon!

Head coach Dawn Staley signed four in the early signing period, highlighted by three ESPN Top-100 players. All four were named McDonald's All-America nominees earlier this year.

### Elisia (Lele) Grissett

**Durham, N.C./Hillside • Wing • 6-1**

A five-start player ranked No. 24 overall in the class, Grissett was an AP All-State First-Team selection in 2016 after helping Hillside to a 28-3 record and a spot in the Class 4A state semifinals. The athletics wing can drive, score through contact and attack the glass with an emerging perimeter game. averaged 22.2 points, 9.3 rebounds, 3.2 steals and 3.0 blocks as a junior.

### Bianca Jackson

**Montgomery, Ala./Brewbaker Tech Magnet Wing • 5-11**

Ranked No. 54 overall in the class, Jackson is a three-time ASWA First-Team All-State selection and the daughter of the Alabama State men's and women's basketball coaches. She averaged 22 points, six rebounds and 4.2 assists last season.

### Haley Troup

**Gadsden, Ala./Gadsden • Guard • 5-9**

A First-Team ASWA 7A All-State selection last season, Troup is a combo guard who can handle the ball, pass with purpose in transition with a good shot off the dribble. She was the 2016 Gadsden Messenger Co-Player of the Year after averaging 17.9 points, 6.6 rebounds and 4.1 assists.

### LaDazhia Williams

**Bradenton, Fla./Lakewood Ranch • Forward • 6-2**

A five-star player ranked No. 47 overall in the class, Williams earned a spot in the 2016 USA Basketball U18 National Team Trials. The 2016 FABC 7A Player of the Year is agile with a face-up game who can finish with either hand. Her 15.8 points, 6.9 rebounds and 2.2 blocks per game led Lakewood Ranch to the state championship game.

## 2016-17 Roster

No.	Name	Pos.	Ht.	Yr.	Hometown/Last School
0	Victoria Patrick	G	5-8	Fr.	Orlando, Fla./Edgewater
1	Bianca Cuevas-Moore	G	5-6	Jr.	Bronx, N.Y./Nazareth Regional
3	Kaella Davis	G	6-2	Jr.	Suwanee, Ga./Georgia Tech
4	Doniyah Cliney	G	6-0	So.	Newark, N.J./Malcolm X Shabazz
10	Allisha Gray	G	6-0	Jr.	Sandersville, Ga./North Carolina
12	Araion Bradshaw	G	5-6	Fr.	Boston, Mass./Tabor Academy
15	Tiffany Davis	G	5-7	Sr.	Houston Texas/Westbury Christian
21	Mikiah Herbert Harrigan	F	6-2	Fr.	Pembroke Pines, Fla./Flanagan
22	A'ja Wilson	F	6-5	Jr.	Hopkins, S.C./Heathwood Hall
35	Alexis Jennings*	F	6-2	Jr.	Madison, Ala./Kentucky
41	Alaina Coates	C	6-4	Sr.	Irmo, S.C./Dutch Fork
52	Tyasha Harris	G	5-10	Fr.	Noblesville, Ind./Heritage Christian

\* indicates will sit out 2016-17 due to NCAA transfer rules

**Head Coach:** Dawn Staley

**Assoc. Head Coach:** Lisa Boyer; **Assistant Coaches:** Nikki McCray-Penson, Fred Chmiel

**Director of Coaching Offensive Analytics:** Melanie Balcomb

### Fresh Faces

Five new Gamecocks join the fold this season with the four freshmen taking the court right away. Junior forward Alexis Jennings will sit out this season due to NCAA transfer rules.

Guard Tyasha Harris (Noblesville, Ind.) headlines the freshman class, coming off a summer spent helping the U.S. to its seventh-straight gold medal in the FIBA U18 Americas Championship. Araion Bradshaw (Hyde Park, Mass.) and Victoria Patrick (Orlando, Fla.) join her in the guard spot. Bradshaw is point guard with good court vision, and Patrick comes in as a scorer to help stretch the floor. Forward Mikiah Herbert Harrigan rounds out the class, bringing athleticism, speed and perimeter shooting to the team.

The quartet combines to play 50.3 minutes per game, while contributing 10.9 points per game. Harris leads the group in both minutes at 24.6 per game and in scoring (5.0 ppg). She was also the first of the group to earn a starting spot (Dec. 11 vs. Minnesota). Herbert Harrigan is just behind Harris in scoring with 4.1 points per game and earned the start against Georgia (Jan.

15), creating the first freshman tandem in a Gamecock starting lineup since the 2009-10 season.

### USA Basketball Connection

At least one Gamecock has donned the red, white and blue for USA Basketball in each of the last three summers, and the group has helped six U.S. teams to five gold medals and one bronze in that time. Former Gamecock Tiffany Mitchell got the streak started with her FIBA 3x3 World Championship gold in 2014, which A'ja Wilson and Dawn Staley matched with a gold in the 2014 FIBA U18 Americas Championship. Staley went on to assist on USA Basketball's FIBA World Championship gold-medal team that same year. The next summer, Wilson and Staley claimed the 2015 FIBA U19 World Championship gold.

The most recent medals came from freshman Tyasha Harris who steered the U18 team to gold in the FIBA U18 Americas Championship and junior transfer Alexis Jennings, who brought home bronze from the 2016 FIBA 3x3 World Championship.

### AP Top 25

(Week of 2/6)

1.	Connecticut	22-0
2.	Baylor	23-1
3.	Maryland	23-1
4.	Mississippi State	23-1
5.	Florida State	21-2
6.	South Carolina	20-2
7.	Notre Dame	21-3
8.	Stanford	20-3
9.	Oregon State	22-2
10.	Washington	22-3
11.	Texas	18-4
12.	Louisville	20-5
13.	Ohio State	21-5
14.	Duke	20-4
15.	UCLA	17-5
16.	Miami	17-5
17.	NC State	17-6
18.	DePaul	20-5
19.	Oklahoma	18-6
20.	Syracuse	17-7
21.	Michigan	19-5
22.	South Florida	18-4
23.	Arizona State	15-8
24.	Tennessee	15-8
25.	Kansas State	17-7

### USA Today Coaches Top 25

(Week of 2/6)

1.	Connecticut	22-0
2.	Maryland	23-1
3.	Mississippi State	23-1
4.	Florida State	21-2
5.	Baylor	23-1
6.	South Carolina	20-2
7.	Notre Dame	21-3
8.	Washington	22-3
9.	Oregon State	22-2
10.	Texas	18-4
11.	Stanford	20-3
12.	UCLA	17-5
13.	Ohio State	21-5
14.	Louisville	20-5
15.	Duke	20-4
16.	DePaul	20-5
17.	Miami	17-5
18.	NC State	17-6
19.	Syracuse	17-7
20.	Oklahoma	18-6
21.	Arizona State	15-8
22.	Michigan	19-5
23.	South Florida	18-4
24.	California	17-7
25.	Tennessee	15-8

## South Carolina's Record When...

	vs. Ranked	SEC	All
Record.....	6-0	11-1	21-2
Playing a ranked opponent.....	6-0	2-0	6-0
Playing at home .....	2-0	5-1	11-1
Playing on the road .....	3-0	6-0	9-1
Playing at neutral site .....	1-0		1-0
Leading at half .....	4-0	10-0	19-0
Trailing at half .....	1-0	1-1	1-2
Tied at half .....	1-0	0-0	1-0
Playing an overtime game .....	0-0	0-0	0-0
0 players score in double figures .....	0-0		0-0
1 player scores in double figures .....	0-0		0-0
2 players score in double figures .....	1-0	2-0	2-0
3 players score in double figures .....	2-0	6-0	10-1
4 players score in double figures .....	2-0	2-1	5-1
5 players score in double figures .....	1-0	1-0	4-0
More than 5 players in double figures.....	0-0		0-0
Starters out-score opponent's starters .....	6-0	10-0	20-0
Starters equal/exceed opponent team total.....	4-0	9-0	17-0
Opponent's starters score equal/more .....	0-0	1-1	1-2
Bench out-scores opponent's bench .....	2-0	7-1	12-1
Opponent's bench scores equal/more.....	4-0	4-0	9-1
No reserve scores in double figures .....	3-0	8-0	13-1
At least one reserve scores in double figures .....	2-0	3-1	8-1
More than one reserve scores in double figures...	0-0	0-0	0-0
Shooting 50% or better .....	1-0	5-0	8-0
Shooting between 40-49% .....	4-0	4-1	10-2
Shooting between 30-39% .....	1-0	2-0	3-0
Shooting less than 30% .....	0-0	0-0	0-0
Opponent shoots 50% or better.....	0-0	0-0	0-1
Opponent shoots between 40-49% .....	2-0	2-1	4-1
Opponent shoots between 30-39% .....	3-0	5-0	7-0
Opponent shoots less than 30%.....	1-0	4-0	10-0
Shooting better than opponent.....	6-0	9-0	19-0
Shooting worse than/equal to opponent.....	0-0	2-1	2-2
Having more FTs made than opponent.....	5-0	8-0	16-0
Having equal/less FTs made than opponent .....	1-0	3-1	5-2
Out-rebounding opponent .....	4-0	9-1	18-2
Having equal/less rebounds than opponent .....	2-0	2-0	3-0
Having fewer TOs than opponent.....	2-0	7-0	14-0
Having equal or more TOs than opponent.....	4-0	4-1	7-2
Attempting more FT than 3FG.....	5-0	8-1	16-1
Attempting equal/less FT than 3FG .....	1-0	3-0	5-1
Making 5 or more 3FGs.....	2-0	9-1	13-2
Making less than 5 3FGs.....	4-0	2-0	8-0
Making no 3 FGs .....	0-0	0-0	0-0
Attempting 15 or more 3FGs.....	2-0	6-0	10-1
Attempting less than 15 3FGs .....	4-0	5-1	11-1

	vs. Ranked	SEC	All
No South Carolina players foul out .....	5-0	9-1	16-2
One or more SC players foul out.....	1-0	2-0	5-0
No opposing players foul out.....	0-0	7-1	12-2
One or more opposing players foul out .....	6-0	4-0	9-0
Assist at least half of field goals made.....	4-0	9-0	17-1
Assist on at least 2/3 of field goals made.....	1-0	3-0	4-0
Assist on less than half of field goals made .....	2-0	2-1	4-1
Scoring more pts. in paint than opponent .....	5-0	9-0	19-0
Scoring equal/less pts. in paint than opp. ....	1-0	2-1	2-2
Scoring more pts. off TOs than opponent .....	3-0	9-0	17-0
Scoring equal/less pts. off TOs than opp. ....	3-0	2-1	4-2
Scoring more 2nd-chance pts. ....	5-0	8-0	16-0
Scoring equal/less 2nd-chance pts.....	1-0	3-1	5-2
Scoring more fast break pts.....	2-0	8-0	16-0
Scoring equal/less fast break pts.....	4-0	3-1	5-2
Wearing white uniforms.....	3-0	6-1	12-1
Wearing black uniforms .....	2-0	3-0	6-1
Wearing garnet uniforms.....	1-0	2-0	3-0
Wearing pink uniforms .....	0-0		0-0
Playing in November.....	2-0		5-0
Playing in December .....	2-0		5-1
Playing in January .....	1-0	8-1	8-1
Playing in February .....	1-0	3-0	3-0
Playing in March.....	0-0	0-0	0-0
Playing during the day.....	2-0	4-0	8-1
Playing at night.....	4-0	7-1	13-1
Playing on Sunday.....	2-0	4-0	8-1
Playing on Monday.....	2-0	1-1	3-1
Playing on Tuesday.....	0-0		1-0
Playing on Wednesday.....	0-0		1-0
Playing on Thursday.....	2-0	6-0	8-0
Playing on Friday .....	0-0		0-0
Playing on Saturday.....	0-0		0-0
Margin is less than 5 pts. ....	1-0	2-1	2-1
Margin is between 5-9.....	2-0	0-0	2-0
Margin is between 10-19.....	2-0	5-0	6-1
Margin is between 20-29.....	1-0	2-0	4-0
Margin is between 30-39.....	0-0	1-0	2-0
Margin is between 40-49.....	0-0	1-0	3-0
Margin is 50 pts. or more.....	0-0	0-0	2-0
Having a 20-pt. scorer.....	5-0	7-0	13-0
Having a 30-pt. scorer.....	2-0	0-0	2-0
Scoring 49 points or less.....	0-0	0-0	0-0
Scoring 50-59 points.....	0-0	0-0	0-0
Scoring 60-69 points.....	2-0	5-0	6-1
Scoring 70-79 points.....	2-0	3-1	6-1
Scoring 80-89 points.....	1-0	2-0	4-0
Scoring 90-99 points.....	1-0	1-0	5-0
Scoring 100 points or more.....	0-0	0-0	0-0



## 2016-17 Team High/Low - All Games

South Carolina Highs	South Carolina Lows	Category	Opponent Lows	Opponent Highs
98 vs. Minnesota, 12/11	60 vs. Auburn, 2/9	<b>Points in Game</b>	30, at Savannah St., 12/21	80, at Ohio State, 11/14
64 (1st) vs. Saint Peter's, 11/22	23 (1st) at Georgia, 1/26	<b>Points in a Half</b>	12 (1st), at Savannah St., 12/21 12 (2nd), Hampton, 11/20	41 (2nd), at Ohio State, 11/14
37 (1st) vs. Saint Peter's, 11/22	6 (1st) vs. UCLA, 12/18	<b>Points in a Quarter</b>	4 (4th), Saint Peter's, 11/22 4 (4th), Hampton, 11/20	24 (4th), Tennessee, 1/30
38 vs. Minnesota, 12/11	20 at Georgia, 1/26 20 vs. Mississippi State, 1/23	<b>Field Goals Made</b>	11, at Savannah St., 12/21	30, at Duke, 12/4
72 vs. Minnesota, 12/11	42 vs. Mississippi State, 1/23	<b>Field Goal Attempts</b>	47, Auburn, 2/9	78, UCLA, 12/18
.569 (29-51) at LSU, 1/15	.333 (22-66) vs. UCLA, 12/18	<b>FG Percentage</b>	.216 (11-51), at Sav. St., 12/21	.500 (30-60), at Duke, 12/4
16 vs. Minnesota, 12/11	1 vs. UCLA, 12/18	<b>3-Point FG Made</b>	1, at Georgia, 1/26 1, at LSU, 1/15	10, Minnesota, 12/11
33 vs. Minnesota, 12/11	3 vs. UCLA, 12/18	<b>3-Point FG Attempts</b>	6, at LSU, 1/15	29, at Arkansas, 2/5
.500 (14-28), at Auburn, 1/5	.154 (2-13) at Savannah St., 12/21	<b>3-Point FG Percentage</b>	.100 (1-10), at Georgia, 1/26	.467 (7-15), Georgia, 1/12
30 at Texas, 12/1	3 at Auburn, 1/5	<b>Free Throws Made</b>	2, Saint Peter's, 11/22	17, Clemson, 12/15 17, at Ohio State, 11/14
41 at Ohio State, 11/14	4, at Auburn, 1/5	<b>Free Throw Attempts</b>	2, Saint Peter's, 11/22	24, at Ohio State, 11/14
.900 (18-20) at Arkansas, 2/5	.500 (8-16) at Savannah St., 12/21	<b>FT Percentage</b>	.333 (3-9), Mississippi State, 1/23	1.00 (5-5), at Sav. St., 12/21
54 vs. UCLA, 12/18	31 at LSU, 1/15	<b>Rebounds</b>	24, Saint Peter's, 11/22	47, UCLA, 12/18
29 vs. Minnesota, 12/11	5 at Texas, 12/1	<b>Assists</b>	3, at Savannah St., 12/21	19, vs. Georgia, 1/12
17 vs. Saint Peter's, 11/22	4 at Auburn, 1/5	<b>Steals</b>	2, at Ohio State, 11/14	14, at Duke, 12/4
11 vs. Clemson, 12/15	3 at Duke, 12/4	<b>Blocked Shots</b>	1, at LSU, 1/15 1, at Auburn, 1/5 1, at Savannah St., 12/21 1, Saint Peter's, 11/22	9, at Texas, 12/1
19 at Duke, 12/4	9 vs. Hampton, 11/20	<b>Turnovers</b>	9, Tennessee, 1/30 9, Mississippi State, 1/23 9, UCLA, 12/18	24, Hampton, 11/20
22 at Florida, 1/8	4 vs. Saint Peter's, 11/22	<b>Fouls</b>	9, at Savannah St., 12/21	29, at Texas, 12/1 29, at Ohio State, 11/14

## 2016-17 Team High/Low - SEC Games Only

South Carolina Highs	South Carolina Lows	Category	Opponent Lows	Opponent Highs
93 vs. Alabama, 1/1	60 vs. Auburn, 2/9	<b>Points in Game</b>	41, Auburn, 2/9	76, Tennessee, 1/30
52 (2nd) vs. Alabama, 1/1	23 (1st) at Georgia, 1/26	<b>Points in a Half</b>	15 (1st) at Georgia, 1/26	40 (2nd), at Kentucky, 2/2
31 (3rd) vs. Alabama, 1/1	10 (2nd) vs. Tennessee, 1/30 10 (2nd) vs. Georgia, 1/12	<b>Points in a Quarter</b>	5 (2nd), at Florida, 1/8	24 (4th), Tennessee, 1/30
34 vs. Alabama, 1/1	20 at Georgia, 1/26 20 vs. Mississippi State, 1/23	<b>Field Goals Made</b>	14, Auburn, 2/9	29, Tennessee, 1/30
69 at Florida, 1/8	42 vs. Mississippi State, 1/23	<b>Field Goal Attempts</b>	47, Auburn, 2/9	66, Mississippi State, 1/23
.569 (29-51) at LSU, 1/15	.351 (20-57) at Georgia, 1/26	<b>FG Percentage</b>	.271 (16-59), Alabama, 1/1	.492 (29-59), Tennessee, 1/30
14 at Auburn, 1/5	2 vs. Ole Miss, 1/19	<b>3-Point FG Made</b>	1, at Georgia, 1/26 1, at LSU, 1/15	7, Auburn, 2/9 7, Georgia, 1/12
28 at Auburn, 1/5	9 vs. Ole Miss, 1/19	<b>3-Point FG Attempts</b>	6, at LSU, 1/15	29, at Arkansas, 2/5
.500 (14-28) at Auburn, 1/5	.222 (2-9) vs. Ole Miss, 1/19	<b>3-Point FG Percentage</b>	.100 (1-10), at Georgia, 1/26	.467 (7-15), Georgia, 1/12
21 vs. Mississippi State, 1/23	3 at Auburn, 1/17	<b>Free Throws Made</b>	3, at Georgia, 1/26 3, Mississippi State, 1/23	15, at Kentucky, 2/2 15, Tennessee, 1/30
21 at LSU, 1/15		<b>Free Throw Attempts</b>	8, Auburn, 2/9 8, at Arkansas, 2/5 8, at Georgia, 1/26	21, Tennessee, 1/30
28 vs. Mississippi State, 1/23	4 at Auburn, 1/5			
.900 (18-20) at Arkansas, 2/5	.548 (17-31), at Georgia, 1/26	<b>FT Percentage</b>	.333 (3-9), Mississippi State, 1/23	.875 (7-8), at Arkansas, 2/5
48 at Florida, 1/8	31 at LSU, 1/15	<b>Rebounds</b>	27, Alabama, 1/1	42, at Florida, 1/8
20 at Auburn, 1/5	10 vs. Tennessee, 1/30 10 at Georgia, 1/26 10 vs. Mississippi State, 1/23 10 at Florida, 1/8	<b>Assists</b>	6, at Auburn, 1/5	19, Georgia, 1/12
13 vs. Georgia, 1/12	4 at Auburn, 1/5	<b>Steals</b>	4, at Arkansas, 2/5 4, at Georgia, 1/26 4, vs. Georgia, 1/12 4, at Auburn, 1/5	8, Auburn, 2/9 8, Mississippi State, 1/23 8, at LSU, 1/15
13 at Florida, 1/8				
10 vs. Alabama, 1/1	1 vs. Georgia, 1/12	<b>Blocked Shots</b>	0, at Kentucky, 2/2	5, at Georgia, 1/26
17 at Kentucky, 2/2	10 at Georgia, 1/26	<b>Turnovers</b>	9, Tennessee, 1/30 9, Mississippi State, 1/23	22, at Florida, 1/8 22, Alabama, 1/1
22 at Florida, 1/8	10 vs. Auburn, 2/9	<b>Fouls</b>	11, Auburn, 2/9 11, at Auburn, 1/5	23, Mississippi State, 1/23

## 2016-17 Individual Superlatives - All Games

Category	South Carolina	Opponent
<b>Points in Game</b>	37 by Kaela Davis at Ohio State, 11/14	29 by Rebecca Greenwell, at Duke, 12/4
<b>Points in a Half</b>	22 (2nd) by Kaela Davis at Ohio State, 11/14	18 (2nd) by Rebecca Greenwell, at Duke, 12/4
<b>Points in a Quarter</b>	19 (1st) by Kaela Davis at Auburn, 1/5	12 (4th) by Makayla Epps, at Kentucky, 2/2
<b>Field Goals Made</b>	12 by A'ja Wilson at Texas, 12/1 12 by Alaina Coates vs. Hampton, 11/20	10 by Chloe Jackson, at LSU, 1/15
<b>Field Goal Attempts</b>	21 by Kaela Davis at Ohio State, 11/14	22 by Makalya Epps, at Kentucky, 2/2
<b>FG Percentage</b>	.889 (8-9) by Alaina Coates at Kentucky, 2/2 .889 (8-9) by Alaina Coates vs. Saint Peter's, 11/22	.800 (8-10) by Mercedes Russell, Tennessee, 1/30
<b>3-Point FG Made</b>	6 by Kaela Davis vs. Minnesota, 12/11	4 Rebecca Greenwell, at Duke, 12/4
<b>3-Point FG Attempts</b>	10 by Kaela Davis vs. Minnesota, 12/11	11 by Kelsey Mitchell, at Ohio State, 11/14
<b>3-Point FG Percentage</b>	1.00 (4-4) by Kaela Davis vs. Saint Peter's, 11/22	.750 (3-4) by Dominique Dillingham, Mississippi State, 1/23 .750 (3-4) by Julie Brosseau, Maine, 11/21
<b>Free Throws Made</b>	14 by A'ja Wilson vs. Hampton, 11/20	12 by Jamie Nared, Tennessee, 1/30
<b>Free Throw Attempts</b>	16 by Kaela Davis at Ohio State, 11/14	15 by Jamie Nared, Tennessee, 1/30
<b>FT Percentage</b>	1.00 (14-14) by A'ja Wilson vs. Hampton, 11/20	1.000 (4-4) by Bailey Zimmerman, at Arkansas, 2/5 1.000 (4-4) by Maci Morris, at Kentucky, 2/2 1.000 (4-4) by Tiffany Lewis, at Auburn, 1/5
<b>Rebounds</b>	19 by Alaina Coates at Arkansas, 2/5	22 by Monique Billings, UCLA, 12/18
<b>Assists</b>	7 by Bianca Cuevas-Moore, at Auburn, 1/5 7 by Allisha Gray, vs. Minnesota, 12/11	8 by Haley Clark, Georgia, 1/12
<b>Steals</b>	5 by Allisha Gray at Savannah State, 12/21 5 by Bianca Cuevas-Moore vs. Saint Peter's, 11/22	5 by Leaonna Odom, at Duke, 12/4
<b>Blocked Shots</b>	5 by A'ja Wilson at Kentucky, 2/2	6 by Kelsey Lang, at Texas, 12/1
<b>Turnovers</b>	5 by Allisha Gray at LSU, 1/15 5 by Allisha Gray at Auburn, 1/5 5 by Kaela Davis at Texas, 12/2 5 by A'ja Wilson vs. Louisville, 11/27 5 by Kaela Davis at Ohio State, 11/14 5 by Mikiah Herbert Harrigan at Ohio State, 11/14	6 by Kenyata Hendrix, at Savannah State, 12/21 6 by Lexie Brown, at Duke, 12/4 6 by Stephanie Mavunga, at Ohio State, 11/14

## 2016-17 Individual Superlatives - SEC Games Only

Category	South Carolina	Opponent
<b>Points in Game</b>	26 by A'ja Wilson vs. Mississippi State, 1/23	24 by Chloe Jackson, at LSU, 1/15
<b>Points in a Half</b>	21 (2nd) by Kaela Davis at Auburn, 1/5	17 (2nd) by Jamie Nared, Tennessee, 1/30
<b>Points in a Quarter</b>	19 (1st) by Kaela Davis at Auburn, 1/5	12 (4th) by Makayla Epps, at Kentucky, 2/2
<b>Field Goals Made</b>	10 by A'ja Wilson vs. Mississippi State, 1/23	10 by Chloe Jackson, at LSU, 1/15
<b>Field Goal Attempts</b>	18 by Kaela Davis at Auburn, 1/5	22 by Makalya Epps, at Kentucky, 2/2
<b>FG Percentage</b>	.889 (8-9) by Alaina Coates at Kentucky, 2/2	.800 (8-10) by Mercedes Russell, Tennessee, 1/30
<b>3-Point FG Made</b>	5 by Bianca Cuevas-Moore at Auburn, 1/5 5 by Kaela Davis at Auburn, 1/5	3 by Aaliyah Wilson, at Arkansas, 2/5 3 by Dominique Dillingham, Mississippi State, 1/23 3 by Mackenzie Engram, Georgia, 1/12
<b>3-Point FG Attempts</b>	9 by Kaela Davis at Auburn, 1/5	7 by Aaliyah Wilson, at Arkansas, 2/5 7 by Mackenzie Cann, at Kentucky, 2/2 7 by Maci Morris, at Kentucky, 2/2 7 by Victoria Vivians, Mississippi State, 1/23
<b>3-Point FG Percentage</b>	.833 (5-6) by Bianca Cuevas-Moore at Auburn, 1/5	.750 (3-4) by Dominique Dillingham, Mississippi State, 1/23
<b>Free Throws Made</b>	9 by A'ja Wilson at Georgia, 1/26	12 by Jamie Nared, Tennessee, 1/30
<b>Free Throw Attempts</b>	14 by A'ja Wilson at Georgia, 1/26	15 by Jamie Nared, Tennessee, 1/30
<b>FT Percentage</b>	1.000 (5-5) by Allisha Gray, at LSU, 1/15	1.000 (4-4) by Bailey Zimmerman, at Arkansas, 2/5 1.000 (4-4) by Maci Morris, at Kentucky, 2/2 1.000 (4-4) by Tiffany Lewis, at Auburn, 1/5
<b>Rebounds</b>	19 by Alaina Coates at Arkansas, 2/5	10 by Mercedes Russell, Tennessee, 1/30 10 by Chinwe Okorie, Mississippi State, 1/23 10 by Caliya Robinson, Georgia, 1/12
<b>Assists</b>	7 by Bianca Cuevas-Moore at Auburn, 1/5	8 by Haley Clark, Georgia, 1/12
<b>Steals</b>	4 by Tyasha Harris vs. Georgia, 1/12 4 by Allisha Gray, at Florida, 1/8	3 by Jamie Nared, Tennessee, 1/30 3 by Mackenzie Engram, at Georgia, 1/26 3 by Morgan William, Mississippi State, 1/23 3 by Delicia Washington, at Florida, 1/8
<b>Blocked Shots</b>	5 by A'ja Wilson at Kentucky, 2/2	3 by Caliya Robinson, at Georgia, 1/26
<b>Turnovers</b>	5 by Mikiah Herbert Harrigan vs. Auburn, 2/9 5 by Allisha Gray at LSU, 1/15 5 by Allisha Gray at Auburn, 1/5	5 by Alexis Hyder, at LSU, 1/15 5 by Delicia Washington, at Florida, 1/8 5 by Ronni Williams, at Florida, 1/8 5 by Jordan Lewis, Alabama, 1/1

## Gamecock Career Highs

### Araion Bradshaw

**Pts** 3, 4x, last at Georgia, 1/26/17  
**FG** 1, 5x, last at Georgia, 1/26/17  
**FGA** 4 at Savannah State, 12/21/16  
**FG %** .333 (1-3) vs. Minnesota, 12/11/16  
**3FG** 1, 4x, last at Georgia, 1/26/17  
**3FGA** 2, 3x, last at Georgia, 1/26/17  
**FT** 2 vs. Ole Miss, 1/19/17  
**FTA** 2, 2x, last vs. Ole Miss, 1/19/17  
**FT %** 1.000 (2-2) vs. Ole Miss, 1/19/17  
**Off Reb** 1, 4x, last, at Arkansas, 2/5/17  
**Reb** 3, 2x, last at Arkansas, 2/5/17  
**Stl** 2 vs. Hampton, 11/20/16  
**Asst** 2, 2x, last vs. Alabama, 1/1/17  
**Min** 15, 2x, last at Savannah State, 12/21/16

### Doniyah Cliney

**Pts** 10 vs. Florida, 2/11/16  
**FG** 3, 3x, last vs. Minnesota, 12/11/16  
**FGA** 6 vs. Ole Miss, 1/19/17  
**FG %** .750 (3-4) vs. Kentucky, 2/4/16  
**3FG** 1, 7x, at Georgia, 1/26/17  
**3FGA** 2, 5x, last vs. Ole Miss, 1/19/17  
**FT** 4 vs. UCLA, 12/18/16  
**FTA** 6, 2x, last vs. UCLA, 12/18/16  
**FT %** 1.000 (2-2), 2x, last at Georgia, 1/26/17  
**Reb** 9 vs. Clemson, 12/15/16  
**Off Reb** 4, 2x, last at Arkansas, 2/5/17  
**Stl** 3, 2x, last at Arkansas, 2/5/17  
**Asst** 6, 2x, last at Kentucky, 2/2/17  
**Min** 30 vs. Minnesota, 12/11/16

### Alaina Coates

**Pts** 29 vs. Winthrop, 12/13/15  
**FG** 13 vs. Winthrop, 12/13/15  
**FGA** 16, 2x, last vs. Hampton, 11/20/16  
**FG %** 1.000 (7-7) vs. SC St, 12/22/13  
**FT** 11 at San Diego St., 11/23/13  
**FTA** 15 at San Diego St., 11/23/13  
**FT %** 1.000 (10-10) vs. North Carolina, 3/27/15  
**Reb** 19 at Arkansas, 2/5/17  
**Off Reb** 8 vs. Auburn, 3/4/16  
**Def Reb** 16 at Kentucky, 2/2/17  
**Blk** 10 vs. Winthrop, 12/13/15  
**Stl** 4, 2x, last vs. Louisville, 11/27/16  
**Asst** 6 at Texas A&M, 1/31/16  
**Min** 38 at Texas A&M, 1/31/16

### Bianca Cuevas-Moore

**Pts** 25 vs. Georgia, 1/12/17  
**FG** 10 vs. Georgia, 1/12/17  
**FGA** 17 vs. Georgia, 1/12/17  
**FG %** .833 (5-6) at Hampton, 12/17/14  
**3FG** 5 at Auburn, 1/5/17  
**3FGA** 7 at Duke, 12/4/16  
**3FG %** .833 (5-6) at Auburn, 1/5/17  
**FT** 9 at Ole Miss, 2/1/15  
**FTA** 11 at Ole Miss, 2/1/15  
**FT %** 1.000 (6-6) at Arkansas, 2/5/17  
**Reb** 6, 2x, last at Georgia, 1/26/17  
**Off Reb** 3 vs. Alabama, 1/29/15  
**Blk** 2, 2x, last vs. UConn, 2/8/16  
**Stl** 5, 2x, last vs. Saint Peter's, 11/22/16  
**Asst** 7 at Auburn, 1/5/17  
**Min** 36 vs. Georgia, 1/12/17

### Kaela Davis

**Pts** 37 at Ohio State, 11/14/16  
**FG** 10 at Ohio State, 11/14/16  
**FGA** 21 at Ohio State, 11/14/16  
**FG %** .714 (5-7) vs. Saint Peter's, 11/22/16  
**3FG** 6 vs. Minnesota, 12/11/16  
**3FGA** 10 vs. Minnesota, 12/11/16  
**3FG %** 1.000 (4-4) vs. Saint Peter's, 11/22/16  
**FT** 13 at Ohio State, 11/14/16  
**FTA** 16 at Ohio State, 11/14/16  
**FT %** 1.000 (4-4) at Texas, 12/1/16  
**Reb** 10 at Ohio State, 11/14/16  
**Off Reb** 3, 3x, last at Auburn, 1/5/17  
**Stl** 3, 3x, last at Kentucky, 2/2/17  
**Asst** 5, 3x, last vs. Auburn, 2/9/17  
**Min** 36 at Ohio State, 11/14/16

### Tiffany Davis

**Pts** 11 vs. Ole Miss, 1/30/14  
**FG** 3 vs. Savannah State, 12/28/13  
**FGA** 6 vs. SC State, 12/22/13  
**FG %** 1.000 (3-3) vs. Savannah State, 12/28/13  
**3FG** 2, 3x, last vs. Ole Miss, 1/30/14  
**3FGA** 5 vs. Winthrop, 12/20/13  
**3FG %** 1.000 (2-2), 3x, last vs. Ole Miss, 1/30/14  
**FT** 4 at Tennessee, 3/2/14  
**FTA** 4 at Tennessee, 3/2/14  
**FT %** 1.000 (4-4) at Tennessee, 3/2/14  
**Reb** 6 at Arkansas, 1/2/14  
**Off Reb** 2 vs. Arkansas, 1/2/14  
**Stl** 5 vs. Elon, 11/9/12  
**Asst** 3, 4x, last vs. SC State, 12/22/13  
**Min** 30 at Arkansas, 1/2/14

### Allisha Gray

**Pts** 24 at Ohio State, 11/14/16  
**FG** 10 at Ohio State, 11/14/16  
**FGA** 18 at Ohio State, 11/14/16  
**FG %** .875 (7-8) at LSU, 1/15/17  
**3FG** 4, 2x, last at Florida, 1/8/17  
**3FGA** 10 vs. Minnesota, 12/11/16  
**3FG %** 1.000 (2-2) at LSU, 1/15/17  
**FT** 6 vs. Hampton, 11/20/16  
**FTA** 8 vs. Mississippi State, 1/23/17  
**FT %** 1.000 (5-5) at LSU, 1/15/17  
**Reb** 8, 2x, last vs. Tennessee, 1/30/17  
**Off Reb** 4 at Duke, 12/4/16  
**Blk** 3 at LSU, 1/15/17  
**Stl** 5 at Savannah State, 12/21/16  
**Asst** 7 vs. Minnesota, 12/11/16  
**Min** 38, 3x, last vs. Tennessee, 1/30/17

### Tyasha Harris

**Pts** 11 vs. Georgia, 1/12/17  
**FG** 5 at Savannah State, 12/21/16  
**FGA** 9 at Savannah State, 12/21/16  
**FG %** .600 (3-5), 3x, last vs. Alabama, 1/1/17  
**3FG** 3, 2x, last vs. Georgia, 1/12/17  
**3FGA** 7 vs. Georgia, 1/12/17  
**3FG %** .750 (3-4) vs. Minnesota, 12/11/16  
**FT** 6 at Texas, 12/1/16  
**FTA** 8 at Texas, 12/1/16  
**FT %** .750 (6-8) at Texas, 12/1/16  
**Reb** 5 at Savannah State, 12/21/16  
**Stl** 4 vs. Georgia, 1/12/17  
**Asst** 6, 4x, last vs. Tennessee, 1/30/17  
**Min** 38 vs. Tennessee, 1/30/17

### Mikiah Herbert Harrigan

**Pts** 13 vs. Maine, 11/21/16  
**FG** 5 vs. Maine, 11/21/16  
**FGA** 11 vs. Saint Peter's, 11/22/16  
**FG %** .750 (3-4) at Arkansas, 2/5/17  
**3FGA** 2 vs. Saint Peter's, 11/22/16  
**FT** 5 vs. Louisville, 11/27/16  
**FTA** 5, 2x, last vs. Louisville, 11/27/16  
**FT %** 1.000 (5-5) vs. Louisville, 11/27/16  
**Reb** 8 vs. Maine, 11/21/16  
**Off Reb** 4 vs. Hampton, 11/20/16  
**Def Reb** 6 vs. Maine, 11/21/16  
**Blk** 4 vs. Alabama, 1/1/17  
**Stl** 2 vs. Saint Peter's, 11/22/16  
**Asst** 2, 4x, vs. Minnesota, 12/11/16  
**Min** 25, 2x, last vs. Georgia, 1/12/17

### Victoria Patrick

**Pts** 4, 2x, last at Savannah State, 12/21/16  
**FG** 1, 7x, last at Arkansas, 2/5/17  
**FGA** 5 vs. Hampton, 11/20/16  
**3FG** 1, 7x, last at Arkansas, 2/5/17  
**3FGA** 4, 2x, last at Savannah State, 12/21/16  
**FT** 1, 3x, last vs. Alabama, 1/1/17  
**FTA** 3 at Savannah State, 12/21/16  
**Reb** 2, 3x, last vs. Alabama, 1/1/17  
**Off Reb** 1, 2x, last vs. Maine, 11/21/16  
**Stl** 2 vs. Saint Peter's, 11/22/16  
**Asst** 2 at Savannah State, 12/21/16  
**Min** 15, 2x, last at Savannah State, 12/21/16

### A'ja Wilson

**Pts** 31 at Texas, 12/1/16  
**FG** 12 at Texas, 12/1/16  
**FGA** 19, 2x, last vs. Texas A&M, 1/17/16  
**FG %** .875 (7-8) vs. Maine, 11/21/16  
**FT** 14 vs. Hampton, 11/20/16  
**FTA** 15 vs. LSU, 2/12/15  
**FT %** 1.000 (14-14) vs. Hampton, 11/20/16  
**Reb** 19 at Kentucky, 3/1/15  
**Off Reb** 7 at Alabama, 2/22/16  
**Def Reb** 14 at Kentucky, 3/1/15  
**Blk** 8, 2x, last vs. Texas A&M, 1/17/16  
**Stl** 4 vs. Syracuse, 3/25/16  
**Asst** 5 vs. Louisville, 11/27/16  
**Min** 39 at Texas A&M, 1/31/16



## The Last Time...

### Individual

#### Scored 50 Points

**South Carolina** 51, Jocelyn Penn vs. Stetson, 1/4/03  
**Opponent** Never

#### Scored 40 Points

**South Carolina** 51, Jocelyn Penn vs. Stetson, 1/4/03  
**Opponent** 46, Cornelia Gayden, LSU, 1/14/95

#### Scored 30 Points

**South Carolina** 31, A'ja Wilson at Texas, 12/1/16  
**Opponent** 36, Kelsey Mitchell, Ohio State, 11/13/15

#### Grabbed 20 Rebounds

**South Carolina** 25, Kelsey Bone vs. Boston University, 12/28/09  
**Opponent** 22, Monique Billings, UCLA, 12/18/16

#### Grabbed 15 Rebounds

**South Carolina** 19, Alaina Coates at Arkansas, 2/5/17  
**Opponent** 22, Monique Billings, UCLA, 12/18/16

#### Two Players with 20 or More Points

**South Carolina** Alaina Coates 20/A'ja Wilson 20 at Kentucky, 2/2/17  
**Opponent** Jamie Nared 27/Diamond DeShields 21, Tennessee, 1/30/17

#### Two Players with 10 or More Rebounds

**South Carolina** Alaina Coates 13 / A'ja Wilson 11 at Georgia, 1/26/17  
**Opponent** Breanna Stewart 10/Gabby Williams 10, UConn, 2/8/16

#### Had 10 Assists

**South Carolina** 10, Tina Roy vs. Savannah State, 12/14/14  
**Opponent** 11, Marneshia Richard, Mississippi State, 1/21/07

#### Had Five Steals

**South Carolina** 5, Allisha Gray at Savannah State, 12/21/16  
**Opponent** 5, Leaonna Odom, at Duke, 12/4/16

#### Had Five Blocked Shots

**South Carolina** 5, A'ja Wilson at Kentucky, 2/2/17  
**Opponent** 6, Kelsey Lang, at Texas, 12/1/16

#### Had a Double-Double

**South Carolina** Alaina Coates (18 pts/19 rebs) at Arkansas, 2/5/17  
**Opponent** Mercedes Russell (16 pts/10 rebs), Tennessee, 1/30/17

#### Two Players had a Double-Double

**South Carolina** Alaina Coates (14 pts/13 rebs)/A'ja Wilson (23 pts/13 rebs) at Florida, 1/8/17  
**Opponent** Sheila Boykin (12 pts/12 rebs)/Danielle Ballard (16 pts/12 rebs), LSU, 2/12/15

#### Three Players had a Double-Double

**South Carolina** Ashley Bruner (16 pts/12 rebs)/Aleighsa Welch (16 pts/ 11 rebs)/Elem Ibiom (12 pts/10 rebs) vs. Kansas, 3/25/13  
**Opponent** Merlakia Jones (26 pts/10 rebs)/Takilya Davis (19 pts/13 rebs)/DeLisha Milton (14 pts/15 rebs), at Florida, 2/20/94

#### Had a Triple-Double

**South Carolina** Alaina Coates (29 pts/16 rebs/10 blks) vs. Winthrop, 12/13/15  
**Opponent** Never

### Team

#### Scored 100 Points

**South Carolina** 102 at Alabama, 1/8/15  
**Opponent** 103, Clemson, 11/21/03

#### Won by 30 or More Points

**South Carolina** 79-49 (30) at Arkansas, 2/5/17  
**Opponent** 66-34 (32), Georgia, 3/4/11

#### Shot 65% or Better from the Field

**South Carolina** .652 (45-69) vs. East Tennessee State, 12/19/00  
**Opponent** Never

#### Shot 60% or Better from the Field

**South Carolina** .612 (30-49) vs. Florida State, 3/29/15  
**Opponent** .604 (29-48), Vanderbilt, 1/18/01

#### Shot 50% or Better from the Field

**South Carolina** .568 (25-44) vs. Auburn, 2/9/17  
**Opponent** .500 (30-60) at Duke, 12/4/16

#### No Players in Double-Figure Points

**South Carolina** at Auburn, 1/19/12  
**Opponent** Arkansas, 1/3/16

#### Five Players in Double-Figure Points

**South Carolina** at Arkansas, 2/5/17  
**Opponent** Arkansas, 2/14/10

#### More Than Five Players in Double-Figure Points

**South Carolina** 6 vs. Syracuse, 3/22/15  
**Opponent** 6 at Georgia, 2/13/03

#### Faced AP Top-25 Opponent

**Win** 66-57 vs. No. 9 UCLA, 12/18/16  
**Loss** 72-80 vs. No. 14 Syracuse, 3/25/16

#### Faced AP Top-10 Opponent

**Win** 66-57 vs. No. 9 UCLA, 12/18/16  
**Loss** 87-62 at No. 2 UConn, 2/9/15

#### Faced AP Top-5 Opponent

**Win** 64-61 vs. No. 4 Mississippi State, 1/23/17  
**Loss** 87-62 at No. 2 UConn, 2/9/15

#### Faced AP No. 1 Team

**Win** Never  
**Loss** 54-66 vs. No. 1 UConn, 2/8/16

#### Overtime Game

**Win** 58-55 vs. Drexel, 11/28/12  
**Loss** 65-57 at Texas A&M, 1/16/14

#### Double-Overtime Game

**Win** 92-91 at Florida State, 2/4/91  
**Loss** 92-94 at Clemson, 11/19/09

#### South Carolina Was Ranked (AP Poll)

**No. 1** 2/9/15  
**Top 5** No. 4, 1/30/17  
**Top 10** No. 6, 2/6/17  
**Top 25** No. 13, 12/30/13

# South Carolina Single-Quarter Records

*Italics indicates set in 2016-17*

## TEAM

### Scoring

Most	Points
1. vs. <i>Saint Peter's</i> , 11/22/16, 1st qtr.	37
2. vs. Arkansas, 1/3/16, 2nd qtr.	35
3. vs. <i>Minnesota</i> , 12/11/16, 2nd qtr.	33
4. vs. <i>Hampton</i> , 11/20/16, 2nd qtr.	32
5. vs. Kentucky, 3/5/16, 4th qtr.	30
vs. Ohio State, 11/13/15, 1st qtr.	30

Fewest	Points
1. at Mississippi State, 1/24/16, 1st qtr.	7
2. vs. <i>Saint Peter's</i> , 11/22/16, 4th qtr.	8
vs. UConn, 2/8/16, 3rd qtr.	8
vs. UConn, 2/8/16, 1st qtr.	8
at Texas A&M, 1/31/16, 2nd qtr.	8
at Tennessee, 2/15/16, 1st qtr.	8
at Kentucky, 1/14/16, 1st qtr.	8

Fewest Allowed	Points
1. vs. <i>Saint Peter's</i> , 11/22/16, 4th qtr.	4
vs. <i>Hampton</i> , 11/20/16, 4th qtr.	4
vs. Georgia, 2/18/16, 2nd qtr.	4
4. vs. <i>Maine</i> , 11/21/16, 1st qtr.	5
vs. Auburn, 3/4/16, 2nd qtr.	5
at Ole Miss, 2/25/16, 2nd qtr.	5
at Auburn, 1/21/16, 2nd qtr.	5
vs. Missouri, 1/10/16, 1st qtr.	5

Most Allowed	Points
1. vs. Syracuse, 3/25/16, 4th qtr.	30
2. vs. Ohio State, 11/13/15, 1st qtr.	26
3. vs. <i>Tennessee</i> , 1/30/17, 4th qtr.	24
vs. Georgia, 2/18/16, 4th qtr.	24
vs. Missouri, 1/10/16, 4th qtr.	24

### Margin of Difference

Lead	Score	Margin
1. vs. Arkansas, 1/3/16, 2nd qtr.	35-9	+26
2. vs. <i>Saint Peter's</i> , 11/22/16, 1st qtr.	37-12	+25
3. at <i>Auburn</i> , 1/5/17, 1st qtr.	29-6	+23
4. vs. Arkansas, 1/3/16, 3rd qtr.	29-7	+22
5. vs. Winthrop, 12/13/15, 1st qtr.	26-7	+19
at Clemson, 11/18/15, 3rd qtr.	27-8	+19

Deficit	Score	Margin
1. vs. Syracuse, 3/25/16, 4th qtr.	16-30	-14
2. vs. UConn, 2/8/16, 3rd qtr.	8-19	-11
at Texas A&M, 1/31/16, 2nd qtr.	8-19	-11
4. vs. <i>Georgia</i> , 1/12/17, 2nd qtr.	10-20	-10
5. vs. <i>Tennessee</i> , 1/30/17, 2nd qtr.	10-19	=9
vs. UConn, 2/8/16, 1st qtr.	8-17	-9

### Field Goals

Made	FGM
1. vs. <i>Saint Peter's</i> , 11/22/16, 1st qtr.	15
2. vs. Arkansas, 1/3/16, 2nd qtr.	14
3. vs. <i>Minnesota</i> , 12/11/16, 3rd qtr.	12
vs. <i>Minnesota</i> , 12/11/16, 2nd qtr.	12
vs. Ohio State, 11/13/15, 4th qtr.	12
vs. UNCG, 11/15/15, 3rd qtr.	12

Attempts	FGA
1. at <i>Auburn</i> , 1/5/17, 1st qtr.	22
2. vs. <i>Tennessee</i> , 1/30/17, 1st qtr.	21
vs. <i>Minnesota</i> , 12/11/16, 1st qtr.	21
vs. <i>Saint Peter's</i> , 11/22/16, 1st qtr.	21
vs. Kentucky, 3/5/16, 1st qtr.	21
vs. Ole Miss, 1/28/16, 1st qtr.	21
vs. Ohio State, 11/13/15, 4th qtr.	21

Highest Percentage	FGM-A	Pct
1. vs. Kentucky, 3/5/16, 4th qtr.	11-13	.846
2. vs. Hampton, 12/16/15, 3rd qtr.	8-10	.800
3. vs. LSU, 2/28/16, 2nd qtr.	7-9	.778
4. at Clemson, 11/18/15, 3rd qtr.	9-12	.750
5. vs. Arkansas, 1/3/16, 2nd qtr.	14-19	.737

Lowest Percentage	FGM-A	Pct
1. vs. <i>Georgia</i> , 1/12/17, 2nd qtr.	1-12	.083
2. vs. <i>UCLA</i> , 12/18/16, 1st qtr.	2-15	.133
3. vs. UConn, 2/8/16, 3rd qtr.	3-17	.176
4. vs. Georgia, 2/18/16, 1st qtr.	2-11	.182
at Mississippi State, 1/24/16, 1st qtr.	2-11	.182

Lowest %age Allowed	FGM-A	Pct
1. at <i>Florida</i> , 1/8/17, 2nd qtr.	1-14	.071
2. at <i>Auburn</i> , 1/5/17, 4th qtr.	1-12	.083
3. at Ole Miss, 2/25/16, 2nd qtr.	2-18	.111
vs. Missouri, 1/0/16, 1st qtr.	2-18	.111
5. vs. East Carolina, 12/20/15, 4th qtr.	2-17	.118

Highest %age Allowed	FGM-A	Pct
1. at <i>LSU</i> , 1/15/17, 2nd qtr.	9-12	.750
2. vs. <i>Tennessee</i> , 1/30/17, 4th qtr.	9-13	.692
vs. <i>Mississippi St.</i> , 1/23/17, 2nd qtr.	9-13	.692
4. at Vanderbilt, 1/7/16, 2nd qtr.	8-13	.615
5. vs. <i>Georgia</i> , 1/12/17, 4th qtr.	9-15	.600
vs. <i>Elon</i> , 12/22/15, 3rd qtr.	6-10	.600
vs. Ole Miss, 1/28/16, 4th qtr.	9-15	.600

### Rebounding

Total	Rebs
1. at <i>Ohio state</i> , 11/14/16, 1st qtr.	20
2. vs. <i>Clemson</i> , 12/15/16, 2nd qtr.	18
vs. Kansas State, 3/20/16, 3rd qtr.	18
at Alabama, 2/22/16, 4th qtr.	18
5. at <i>Florida</i> , 1/18/17, 2nd qtr.	17
vs. <i>Clemson</i> , 12/15/16, 4th qtr.	17
vs. <i>Louisville</i> , 11/27/16, 3rd qtr.	17
vs. <i>Hampton</i> , 11/20/16, 4th qtr.	17
vs. Ohio State, 11/13/15, 3rd qtr.	17

Margin	Rebs	Margin
1. at Alabama, 2/22/16, 4th qtr.	18-3	+15
2. vs. <i>Clemson</i> , 12/15/16, 2nd qtr.	18-4	+14
3. vs. <i>Saint Peter's</i> , 11/22/16, 1st qtr.	16-3	+13
vs. Hampton, 12/16/15, 4th qtr.	15-2	+13
5. at <i>Ohio State</i> , 11/14/16, 1st qtr.	20-9	+11
vs. Kansas State, 3/20/16, 3rd qtr.	18-7	+11
vs. Hampton, 12/16/15, 2nd qtr.	16-5	+11

## INDIVIDUAL

### Scoring

Most	Points
1. <i>Kaela Davis</i> at <i>Auburn</i> , 1/5/17, 1st qtr.	19
2. Tina Roy vs. Arkansas, 1/3/16, 3rd qtr.	15
3. <i>Kaela Davis</i> vs. <i>Minnesota</i> , 12/11/16, 2nd qtr.	14
Tina Roy vs. Syracuse, 3/25/16, 2nd qtr.	14
5. <i>Allisha Gray</i> vs. <i>Mississippi St.</i> , 1/23/17, 3rd qtr.	12
<i>Alaina Coates</i> vs. <i>Hampton</i> , 11/20/16, 2nd qtr.	12
<i>Alaina Coates</i> vs. Kentucky, 2/4/16, 4th qtr.	12
A'ja Wilson, vs. Duke, 12/6/15, 3rd qtr.	12
A'ja Wilson vs. Ohio State, 11/13/15, 4th qtr.	12

### Rebounding

Most	Rebs
1. <i>Alaina Coates</i> at <i>Arkansas</i> , 2/5/17, 1st qtr.	9
<i>Alaina Coates</i> at <i>Georgia</i> , 1/26/17, 2nd qtr.	9
3. <i>Alaina Coates</i> vs. <i>Georgia</i> , 1/12/17, 1st qtr.	8
<i>A'ja Wilson</i> at <i>Florida</i> , 1/8/17, 2nd qtr.	8
<i>A'ja Wilson</i> vs. <i>UCLA</i> , 12/18/16, 4th qtr.	8
<i>Alaina Coates</i> vs. <i>Louisville</i> , 11/27/16, 3rd qtr.	8
<i>Alaina Coates</i> vs. <i>Hampton</i> , 11/20/16, 3rd qtr.	8
<i>Alaina Coates</i> vs. Ole Miss, 1/28/16, 2nd qtr.	8

# Staley Era Team Records

*Italics indicates set in 2016-17*

## Scoring

Most	Points
1. vs. Savannah State, 12/14/14	111
2. at Alabama, 1/8/15	102
3. vs. Clemson, 11/20/14	99
vs. Ole Miss, 1/30/14	99
vs. Charleston Southern, 11/9/13	99

Fewest	Points
1. at Stanford, 11/26/10	32
2. vs. Georgia, 3/4/11	34
3. vs. Mississippi State, 3/5/09	39
4. at Georgia, 1/13/13	40
5. at Mississippi State, 2/26/09	41

Fewest Allowed	Points
1. vs. South Carolina State, 12/14/11	21
2. vs. Presbyterian, 11/27/11	24
3. vs. NC Central, 12/1/14	26
vs. SC State, 12/22/13	26
5. vs. NC Central, 12/2/13	27

Most Allowed	Points
1. at Clemson, 11/19/09	94
2. vs. North Carolina, 12/20/09	93
3. at Connecticut, 2/9/15	87
4. vs. Xavier, 11/12/10	84
5. at Tennessee, 2/17/11	82
at Florida, 2/22/09	82

## Margin of Outcome

Victory	Score	Margin
1. vs. Charleston Southern, 11/8/13	99-29	+70
2. vs. NC Central, 12/1/14	90-26	+64
3. vs. Savannah State, 12/14/14	111-49	+62
4. vs. Clemson, 11/20/14	99-41	+58
5. vs. <i>Saint Peter's</i> , 11/22/16	93-38	+55

Defeat	Score	Margin
1. at Stanford, 11/26/10	32-70	-38
2. vs. Georgia, 3/4/11	34-66	-32
3. vs. Stanford, 12/19/08	47-78	-31
4. at Penn State, 11/21/10	48-78	-30
5. vs. Connecticut, 12/28/08	48-77	-29

## Field Goals

Made	FGM
1. vs. Charleston Southern, 11/8/13	39
2. vs. <i>Minnesota</i> , 12/11/16	38
vs. Savannah State, 12/14/14	38
vs. Clemson, 11/20/14	38
5. vs. <i>Saint Peter's</i> , 11/22/16	37
vs. Kentucky, 3/5/16	37
at Alabama, 1/8/15	37
vs. Central Michigan, 12/20/14	37

Attempts	FGA
1. vs. Penn State, 11/20/11	76
2. at Clemson, 11/19/09	74
3. vs. Tennessee, 1/20/11	73
4. vs. <i>Minnesota</i> , 12/11/16	72
vs. Central Michigan, 12/20/14	72
vs. Clemson, 11/20/14	72
vs. Kansas, 3/25/13	72

Highest Percentage (Min. 40 FGA)	FGM-A	Pct
1. vs. Savannah State, 3/20/15	34-53	.642
2. at Alabama, 1/8/15	37-58	.638
3. vs. Florida State, 3/29/15	30-49	.612
4. vs. Charleston Southern, 11/14/13	39-64	.609
5. vs. Ole Miss, 1/30/14	31-51	.608

Lowest Percentage (Min. 40 FGA)	FGM-A	Pct
1. at Stanford, 11/26/10	12-55	.218
2. vs. Georgia, 3/4/11	12-52	.231
3. at Florida, 1/20/13	15-64	.234
4. at Kentucky, 2/5/09	13-55	.236
5. at Georgia, 1/2/11	13-54	.241

Lowest %age Allowed (Min. 40 FGA)	FGM-A	Pct
1. vs. South Carolina State, 12/14/11	6-48	.125
2. vs. NC Central, 12/2/13	8-50	.160
3. vs. Charleston Southern, 11/8/13	10-54	.185
4. vs. Arkansas, 3/6/15	11-57	.193
vs. Hampton, 11/22/12	11-57	.193

Highest %age Allowed (Min. 40 FGA)	FGM-A	Pct
1. vs. Connecticut, 12/28/08	35-62	.565
vs. Florida, 1/9/11	26-46	.565
3. vs. Xavier, 11/12/10	34-61	.557
4. at Connecticut, 2/9/15	31-56	.554
5. at Kentucky, 1/13/11	30-55	.545

## 3-Point Field Goals

Made	3FGM
1. vs. <i>Minnesota</i> , 12/11/16	16
2. at Auburn, 1/5/17	14
3. vs. Kentucky, 3/5/16	12
4. vs. Arkansas, 1/3/16	11
at Alabama, 1/8/15	11

Attempts	3FGA
1. vs. <i>Minnesota</i> , 12/11/16	33
2. vs. Syracuse, 3/25/16	32
3. vs. Penn State, 11/20/11	29
4. at Auburn, 1/5/17	28
vs. College of Charleston, 11/14/13	28
vs. North Carolina, 12/19/10	28

Percentage (Min. 5 3FGA)	3FGM-A	Pct
1. vs. Oregon State, 3/25/14	4-6	.667
vs. Ole Miss, 1/30/14	4-6	.667
vs. Savannah State, 12/28/13	4-6	.667
vs. Western Carolina, 12/29/12	6-9	.667
at Alabama, 1/10/10	8-12	.667
vs. Charlotte, 12/21/08	8-12	.667

## Free Throws

Made	FTM
1. vs. Savannah State, 12/14/14	34
vs. Oregon State, 3/25/14	34
3. vs. Missouri, 1/10/16	32
vs. Ole Miss, 1/30/14	32
at Mississippi State, 1/6/12	32

Attempts	FTA
1. at Mississippi State, 1/6/13	50
2. vs. Savannah State, 12/28/13	48
3. vs. Savannah State, 12/14/14	47
4. vs. Missouri, 2/2/14	46
5. vs. Seton Hall, 11/17/13	44
vs. South Carolina State, 12/21/12	44

Percentage (Min. 10 FTA)	FTM-A	Pct
1. vs. Alabama, 1/19/14	10-11	.909
2. at Arkansas, 2/5/17	18-20	.900
3. vs. Auburn, 1/2/09	23-26	.885
4. at UCLA, 11/22/15	14-16	.875
vs. San Diego State, 11/28/09	14-16	.875

## Rebounding

Total	Rebs
1. vs. College of Charleston, 11/14/13	62
2. at Florida, 1/20/13	59
3. at Alabama, 2/22/16	58
4. vs. Hampton, 11/22/12	57
5. vs. Savannah State, 12/14/14	56

Margin	Rebs	Margin
1. vs. Savannah State, 12/14/14	56-21	+35
2. vs. Hampton, 12/16/15	52-19	+33
3. at Alabama, 2/7/13	53-24	+29
4. at Alabama, 2/22/16	58-31	+28
vs. Hampton, 12/17/14	48-21	+27

Offensive	Off. Rebs
1. vs. Elon, 11/9/12	29
2. vs. College of Charleston, 11/23/11	27
3. vs. Kansas, 3/25/13	26
at Florida, 1/20/13	26
5. vs. Savannah State, 11/15/12	25
vs. Penn State, 11/20/11	25
at Penn State, 11/21/10	25

## Turnovers

Fewest	TOs
1. at Tennessee, 2/2/12	4
2. vs. CSU Bakersfield, 11/28/15	5
at Clemson, 11/18/15	5
vs. Syracuse, 11/28/14	5
vs. Tennessee, 2/23/15	5
at Missouri, 2/28/13	5
vs. Georgia, 3/2/12	5
vs. Ole Miss, 3/3/11	5

Most	TOs
1. at Wake Forest, 12/3/08	32
2. at Ole Miss, 2/25/16	29
vs. Hampton, 11/22/12	29
vs. Kentucky, 1/15/12	29
4. at Kentucky, 1/13/11	28

## Assists

1. vs. <i>Minnesota</i> , 12/11/16	29
2. vs. NC Central, 12/1/14	26
3. vs. Winthrop, 12/13/15	25
vs. UNCG, 11/15/15	25
vs. San Diego State, 11/23/14	25
vs. Clemson, 11/20/14	25
vs. Alabama, 1/19/14	25
vs. Charleston Southern, 11/8/13	25

## Steals

1. vs. NC Central, 12/1/14	21
vs. Furman, 12/11/11	21
3. vs. San Diego State, 11/23/14	18
4. vs. <i>Saint Peter's</i> , 11/22/16	17
vs. Charleston Southern, 11/8/13	17

## Blocked Shots

1. vs. Winthrop, 12/13/15	16
2. vs. Arkansas, 3/6/15	15
3. at Mississippi State, 2/6/14	14
vs. Kentucky, 1/9/14	14
5. at Kentucky, 3/1/15	12
vs. Charleston Southern, 11/8/13	12





# Dawn Staley

## Head Coach

### 9th Season at South Carolina

### Virginia, 1992

When three-time Olympic gold medalist Dawn Staley took the reins of the University of South Carolina women's basketball program on May 10, 2008, the Gamecocks' stature immediately rose not just in the Southeastern Conference but on the national stage as well. Building on a foundation of hard work, defensive effort and a "team first" mentality, South Carolina began to realize those expectations in 2011-12, and the program has continued to thrive as one of seven in the nation to be ranked in every Associated Press Top 25 poll since the start of the 2013-14 season. The Gamecocks boast five straight 25-win seasons, which include three SEC regular-season championships (2014, 2015, 2016), two SEC Tournament titles (2015, 2016), an NCAA Final Four appearance (2015) and three other Sweet 16 seasons (2012, 2014, 2016), the program's first ever No. 1 national ranking and a school-record 34 wins in 2014-15. Staley's success has united every demographic in the state of South Carolina as the Gamecocks' fan base tripled over a span of three seasons, and twice led the nation in home attendance (2014-15, 2015-16).

While her coaching career is blossoming, Staley is still recognized for her body of work as a one of the most decorated participants in United States women's basketball history. The Naismith Memorial Basketball Hall of Fame solidified her legacy with her enshrinement as part of the Class of 2013. The Phoenix Club of Philadelphia established the Dawn Staley Award recognizing the nation's top guard in women's Division I basketball in 2013 as well. Staley was inducted into the Women's Basketball Hall of Fame as part of the Class of 2012 and was one of the final nominees for induction to the U.S. Olympic Hall of Fame the same year. In the summer of 2011, the WNBA recognized her as one of the league's "Top 15," honoring the most influential players in the league's history.

Now in her 17th season as a head coach, Staley has amassed a 381-158 (.707) record, including her 209-78 (.728) slate in her ninth season at South Carolina. She has led her teams to seven 25-win seasons, a total of 13 postseason appearances (two WNIT) and 65 weeks in the Associated Press top 10, including 12 in the No. 1 spot. Also a force in USA Basketball, she has been the head coach of three gold medal teams – 2015 FIBA U19 World Championships, 2014 FIBA U18 Americas Championship, 2007 Pan Am Games – and served as an assistant on the Senior National Team 2006-08 and again from 2014 to present, helping the team to gold medals in the 2014 FIBA World Championship and the 2008 and 2016 Olympic Games.

In her ninth season at the helm of the Gamecocks, Staley has been named National Coach of the Year (2014, Basketball Times), a Naismith National Coach of the Year Finalist (2014, 2015, 2016), SEC Coach of the Year (2014, Coaches and AP; 2015, Coaches; 2016, Coaches and AP) and BCA Female Coach of the Year (2012). She became the fastest coach to 200 wins in program history, needing just 277 games at South Carolina to reach the plateau.

Under Staley's leadership, four Gamecocks have collected eight All-America selections, two have picked up three SEC Player of the Year honors, two have earned SEC Defensive Player of the Year recognition, one has been the SEC 6th Player of the Year and three were named SEC Freshman of the Year. She has coached 10 Gamecocks who earned All-SEC honors a combined 19 times, including nine first-team selections, and two Gamecocks have been selected in the WNBA Draft in the last two seasons, including 2016 selection Tiffany Mitchell who became the third first-round selection for South Carolina and went on to earn WNBA All-Rookie Team honors.

### Coaching Highlights

#### College

- 11 NCAA Tournament Appearances (5 at South Carolina)
- 12 20-Win Seasons (6 at South Carolina)
- 4 Regular-Season Conference Titles (SEC 2014, 2015, 2016; A-10 2008)
- 6 Conference Tournament Titles (SEC 2015, 2016; A-10 2002, 2004, 2005, 2006)
- 3-time Naismith National Coach of the Year Finalist (2014, 2015, 2016)
- Basketball Times National Coach of the Year (2014)
- 4-time WBCA Region Coach of the Year (Region 3 2014, 2015, 2016; Region 1 2005)
- Five-time Conference Coach of the Year (SEC 2014, 2015, 2016; A-10 2004, 2005)

#### USA Basketball

- Senior National Team Asst. Coach (2006-08, 2014-16) – Rio Olympics gold medal (2016), FIBA World Championship gold medal (2014), Beijing Olympics gold medal (2008), FIBA Americas Championship gold medal (2007), FIBA World Championship bronze medal (2006)
- U19 National Team Head Coach – FIBA U19 World Championship gold medal (2015)
- U18 National Team Head Coach – FIBA U18 Americas Championship gold medal (2014)
- Pan Am Games Head Coach – Gold medal (2007)

### Playing Highlights

#### U.S. Professional – 11 seasons

- Five-time WNBA All-Star (2001, 2002, 2003, 2005, 2006)
- Two-time ABL All-Star (1997, 1998)
- WNBA All-Decade Team

#### USA Basketball

- Olympic gold medalist (1996, 2000, 2004)
- Flag bearer for U.S. in Olympic Games Opening Ceremony (2004)
- Two-time USA Basketball Female Athlete of the Year (1994, 2004)

#### College – Virginia (1989-92)

- Kodak All-America (1990, 1991, 1992)
- Honda-Broderick Cup Award for Collegiate Female Athlete of the Year (1991)
- Two-time ACC Player of the Year (1991, 1992)
- NCAA Tournament MOP (1991)

### Other Notables

- Naismith Memorial Basketball Hall of Fame, Class of 2013
- Order of the Palmetto Recipient (2013)
- Women's Basketball Hall of Fame, Class of 2012

### Year-by-Year Coaching Record

Year	School	Record	Conf. Rec.	Conf. Finish	Postseason
2000-01	Temple	19-11	11-5	2nd East	WNIT
2001-02	Temple	20-11	12-4	2nd East	A-10 Tourn. Champ./NCAA 1st Round
2002-03	Temple	14-15	9-7	2nd East	
2003-04	Temple	21-10	14-2	1st East	A-10 Tourn. Champ./NCAA 1st Round
2004-05	Temple	28-4	16-0	1st East*	A-10 Tourn. Champ./NCAA 2nd Round
2005-06	Temple	24-8	12-4	3rd	A-10 Tourn. Champ./NCAA 1st Round
2006-07	Temple	25-8	13-1	2nd	NCAA 2nd Round
2007-08	Temple	21-13	12-2	T-1st	NCAA 1st Round
2008-09	South Carolina	10-18	2-12	11th	
2009-10	South Carolina	14-15	7-9	T-7th	
2010-11	South Carolina	18-15	8-8	T-5th	WNIT 2nd Round
2011-12	South Carolina	25-10	10-6	T-4th	NCAA Sweet 16
2012-13	South Carolina	25-8	11-5	T-4th	NCAA 2nd Round
2013-14	South Carolina	29-5	14-2	1st	NCAA Sweet 16
2014-15	South Carolina	34-3	15-1	T-1st	SEC Tourn. Champ./NCAA Final Four
2015-16	South Carolina	33-2	16-0	1st	SEC Tourn. Champ./NCAA Sweet 16
2016-17	South Carolina	21-2	11-1		
<b>Career</b>	<b>17th season</b>	<b>379-158</b>	<b>193-69</b>		
<b>At SC</b>	<b>9th season</b>	<b>209-78</b>	<b>94-44</b>		



# ARAION BRADSHAW

# #12

**5-6 • Fr. • G • Boston, Mass. • Tabor Academy**  
**Major: Civil Engineering**

### This Season's Highlights

- Played in 17 games, including nine SEC contests
- Grabbed career-high three rebounds at Arkansas (Feb. 5), all in six fourth-quarter minutes
- Started the second half at Georgia (Jan. 26), connecting on a 3-pointer to open the Gamecocks' scoring in the third quarter and stretch the lead to nine
- Matched her season high with 15 minutes at Savannah State (Dec. 21)

### Prior to South Carolina

- Ranked as the No. 32 recruit overall and No. 10 guard in the Class of 2016
- Helped high school to back-to-back finals in the NEPSAC Class A Tournament
- Earned NEPSAC Class A East All-Star honors as a senior

### Career Highs

**Pts** ..... 3, 4x, last at Georgia, 1/26/17  
**Rebs** ..... 3, 2x, last at Arkansas, 2/5/17  
**3FGs** ..... 1, 3x, last at Georgia, 1/26/17  
**Stls** ..... 2 vs. Hampton, 11/20/16  
**Assts** ..... 2, 2x, last vs. Alabama, 1/1/17  
**Min.** 15, 2x, last at Savannah St., 12/21/16

### SEC Career Highs

**Pts** ..... 3, 2x, last at Georgia, 1/26/17  
**Rebs** ..... 3, 2x, last at Arkansas, 2/5/17  
**3FGs** ..... 1, 2x, last at Georgia, 1/26/17  
**Stls** ..... 1 vs. Ole Miss, 1/19/17  
**Assts** ..... 2 vs. Alabama, 1/1/17  
**Min.** ..... 10 vs. Auburn, 2/9/17

### 2016-17 Game-by-Game Stats

Opponent	Date	GS	MIN	FG-A	3FG-A	FT-A	Reb	A	TO	B	S	TP
at Ohio State	11/14	1	0-0	0-0	0-0	0	0	0	0	0	0	0
Hampton	11/20	10	0-0	0-0	0-0	1	1	0	0	2	0	0
Maine	11/21	9	0-1	0-0	0-0	0	1	1	0	0	0	0
Saint Peter's	11/22	15	1-1	1-1	0-0	0	1	1	0	0	3	0
vs. Louisville	11/27	4	0-1	0-0	0-0	0	0	0	0	0	0	0
at Texas	12/1					— DNP —						
at Duke	12/4					— DNP —						
Minnesota	12/11	12	1-3	1-2	0-0	2	2	2	0	1	3	0
Clemson	12/15	9	0-0	0-0	0-0	1	1	0	0	0	0	0
UCLA	12/18					— DNP —						
at Sav. State	12/21	15	1-4	0-2	0-0	1	1	0	0	1	2	0
Alabama	1/1	6	0-2	0-1	1-2	3	2	1	0	0	1	0
at Auburn	1/5					— DNP (injury) —						
at Florida	1/8	3	0-0	0-0	0-0	0	0	0	0	0	0	0
Georgia	1/12					— DNP —						
at LSU	1/15	4	1-1	1-1	0-0	1	0	2	0	0	3	0
Ole Miss	1/19	2	0-0	0-0	2-2	0	0	0	0	1	2	0
Miss. State	1/23					— DNP —						
at Georgia	1/26	7	1-2	1-2	0-0	0	1	0	0	0	3	0
Tennessee	1/30	2	0-0	0-0	0-0	0	0	0	0	0	0	0
at Kentucky	2/2	3	0-0	0-0	0-0	0	0	1	0	0	0	0
at Arkansas	2/5	7	0-2	0-0	0-0	3	1	1	0	0	0	0
Auburn	2/9	10	0-2	0-1	0-0	1	0	0	0	0	0	0

### Career Stats at South Carolina

Year	GP	GS	Min	Avg	FG	FGA	Pct	3FG	FGA	Pct	FT	FTA	Pct	Off	Def	Tot	Avg	PF	FO	A	TO	Blk	Stl	Pts	Avg
2016-17	17	0	119	7.0	5	19	.263	4	10	.400	3	4	.750	4	9	13	0.8	13	0	11	9	0	5	17	1.0



# DONIYAH CLINEY

# #4

**6-0 • So. • G • Newark, N.J. • Shabazz**  
**Major: Sociology**

## This Season's Highlights

- Played in every game with one start
- Led team in rebounding twice – Saint Peter's, at Savannah St.
- Active on offensive glass at Arkansas (Feb. 5), grabbing four of her five on the offensive end – second-most on the team
- Facilitated the offense at #25/- Kentucky (Feb. 2) with a game-high six assists, the first of which led to a layup that sparked game-changing 22-4 run to close the first half
- Hit a 3-pointer to give Gamecocks first lead at Georgia (Jan. 26) and closed game with four of last five points
- Picked up two of her three steals in final minute of the first quarter at LSU (Jan. 15) to help Gamecocks to nine-point lead
- Dished out three of her career-best six assists at Auburn (Jan. 5) in the fourth quarter
- Slowed down #9/9 UCLA's backcourt attack (Dec. 18) and netted the final four points of the second quarter to even the score and give the Gamecocks momentum heading into halftime
- Made an impact on the glass against Clemson (Dec. 15), grabbing a career-best nine boards, including three offensive ... netted a season-high seven points and came up with a steal and layup in transition to cap a pivotal 12-2 Gamecock run in the third quarter that put Carolina in control
- Was solid defensively in 20 minutes off the bench against #4/4 Louisville (Nov. 27)
- Tied for team lead in rebounds with eight against Saint Peter's (Nov. 22)

## Career Summary

- Posted first career double-digit scoring game in first career start against #16/19 Florida (Feb. 11)
- Made her South Carolina debut at Vanderbilt (Jan. 7) after missing early season with hand injury

## Miscellaneous

	Season	Career
<b>10+ Points</b>	0	1
<b>Tm-High Rebs</b>	2	2
<b>Tm-High Assists</b>	2	2

## Career Highs

<b>Pts</b> .....	10 vs. Florida, 2/11/16
<b>Rebs</b> .....	9 vs. Clemson, 12/15/16
<b>3FGs</b> .....	1, 8x, last at Kentucky, 2/2/17
<b>Stls</b> .....	3, 3x, last at Arkansas, 2/5/17
<b>Assts</b> .....	6, 2x, last at Kentucky, 2/2/17
<b>Min</b> .....	30 vs. Minnesota, 12/11/16

## SEC Career Highs

<b>Pts</b> .....	10 vs. Florida, 2/11/16
<b>Rebs</b> .....	5, 2x, last at Arkansas, 2/5/17
<b>3FGs</b> .....	1, 6x, last at Kentucky, 2/2/17
<b>Stls</b> .....	3, 3x, last at Arkansas, 2/5/17
<b>Assts</b> .....	6, 2x, last at Kentucky, 2/2/17
<b>Min</b> .....	26 vs. Kentucky, 2/4/16

## Season Highs

<b>Pts</b> .....	7, 2x, last at Georgia, 1/26
<b>Rebs</b> .....	9 vs. Clemson, 12/15
<b>3FGs</b> .....	1, 4x, last at Kentucky, 2/2
<b>Stls</b> .....	3, 2x, last at Arkansas, 2/5
<b>Assts</b> .....	6, 2x, last at Kentucky, 2/2
<b>Min</b> .....	30 vs. Minnesota, 12/11

## 2016-17 Game-by-Game Stats

Opponent	Date	GS	MIN	FG-A	3FG-A	FT-A	Reb	A	TO	B	S	TP
at Ohio State	11/14		13	0-2	0-0	0-0	1	0	0	0	0	0
Hampton	11/20		17	1-2	0-0	0-0	1	0	2	0	2	2
Maine	11/21		22	1-2	0-1	2-2	4	4	1	0	2	4
Saint Peter's	11/22		20	1-2	1-1	0-0	8	1	1	0	2	3
vs. Louisville	11/27		20	0-1	0-1	3-6	4	0	3	0	0	3
at Texas	12/1		4	0-0	0-0	0-0	0	0	0	0	0	0
at Duke	12/4		2	0-0	0-0	0-0	0	0	1	0	0	0
Minnesota	12/11	*	30	3-5	0-1	0-0	8	3	0	1	0	6
Clemson	12/15		19	2-4	0-0	3-5	9	1	1	0	1	7
UCLA	12/18		29	1-4	0-1	4-6	4	0	0	0	1	6
at Sav. State	12/21		21	1-2	0-0	1-2	7	0	2	0	1	3
Alabama	1/1		20	0-1	0-0	1-2	5	1	1	0	1	1
at Auburn	1/5		21	1-1	1-1	0-0	1	6	1	0	0	3
at Florida	1/8		15	0-1	0-1	1-2	1	0	1	0	1	1
Georgia	1/12		21	0-3	0-1	0-0	4	1	1	0	1	0
at LSU	1/15		23	1-3	0-1	1-2	1	0	1	0	3	3
Ole Miss	1/19		20	2-6	0-2	0-2	2	1	1	0	2	4
Miss. State	1/23		7	0-0	0-0	1-2	0	0	0	0	0	1
at Georgia	1/26		19	2-3	1-1	2-2	4	1	1	0	2	7
Tennessee	1/30		16	0-2	0-1	0-0	1	0	2	0	2	0
at Kentucky	2/2		17	1-1	1-1	0-0	1	6	1	0	1	3
at Arkansas	2/5		24	0-4	0-1	0-0	5	1	3	0	3	0
Auburn	2/9		15	1-1	0-0	0-0	1	1	3	0	0	2

## Career Stats at South Carolina

Year	GP	GS	Min	Avg	FG	FGA	Pct	3FG	FGA	Pct	FT	FTA	Pct	Off	Def	Tot	Avg	PF	FO	A	TO	Blk	Stl	Pts	Avg								
2014-15																																	
					— Did Not Play —																												
2015-16	20	3	219	11.0	20	47	.426	4	13	.308	18	27	.667	5	11	16	0.8	24	0	14	21	1	10	62	3.1								
2016-17	23	1	415	18.0	18	50	.360	4	15	.267	19	33	.576	30	42	72	3.1	32	0	27	27	1	25	59	2.6								
<b>Career</b>	<b>43</b>	<b>4</b>	<b>634</b>	<b>14.7</b>	<b>38</b>	<b>97</b>	<b>.392</b>	<b>8</b>	<b>28</b>	<b>.286</b>	<b>37</b>	<b>60</b>	<b>.617</b>	<b>35</b>	<b>53</b>	<b>88</b>	<b>2.1</b>	<b>56</b>	<b>0</b>	<b>41</b>	<b>48</b>	<b>2</b>	<b>35</b>	<b>121</b>	<b>2.8</b>								





# ALAINA COATES

# #41

**6-4 • Sr. • C • Irmo, S.C. • Dutch Fork**  
**Major: Sociology**

## Career Highlights

Rated No. 9 player in the nation by espnW  
Wooden Award Late Season Top 20  
Naismith Trophy Top 30 Watch List  
USBWA Drysdale Midseason and Wade Watch Lists  
Preseason All-America Second Team (espnW, Lindy's, Sporting News)  
Preseason All-SEC First Team (Media, Coaches)  
All-SEC First Team (2016 Coaches, AP)  
Naismith Midseason Watch List (2015-16)  
2016 NCAA Sioux Falls All-Regional Team

SEC All-Defensive Team (2016)  
All-SEC 2nd Team (Coaches - 2014, 2015; AP - 2015)  
2015 NCAA Greensboro Region MOP  
2015 SEC All-Tournament Team  
SEC Co-6th Player of the Year (2014 Coaches)  
SEC Freshman of the Year (2014 Coaches, AP)  
Freshman All-America First Team (2013-14 Full Court)  
SEC All-Freshman Team (2014)  
2015 Pan American Games, silver medal (USA)

## Miscellaneous

	Season	Career
Triple-Double	0	1
Double-Double	14	56
20+ Points	4	16
10+ Points	16	88
10+ Rebounds	16	65
5+ Blocks	0	4
Tm-High Points	8	27
Tm-High Rebs.	19	77

## This Season's Highlights

- Selected to be a team captain this season
- Three-time SEC Player of the Week (11/15-21, 11/22-28, 12/13-19); USBWA National Player of the Week (12-13/19)
- Tops the SEC and is fourth in the nation in field goal percentage ... is fifth nationally and first in the conference in rebounds ... comes in 17th in the SEC in scoring
- Leads the league with 12.3 rebounds in conference play ... averages a double-double in SEC play – 13.3 ppg, 12.3 rpg
- Scored six of team's first 12 points to put Auburn (Feb. 9) on its heels early, finishing 7-of-9 from the floor
- Dominated down low early and often at Arkansas (Feb. 5), beginning with personal 6-0 run in first quarter to open 13-2 lead just 4:30 into the game and recording her double-double with 3:00 left in first half ... career-high 19 rebounds are most by any SEC player this season
- Scored 13 of her game-high 20 points in the second half at #25/- Kentucky (Feb. 2) after reeling in nine of her 18 rebounds in the first half
- Converted a key layup to put Carolina ahead by three with 25 seconds to play against #4/4 Mississippi State (Jan. 23)
- Had six points and six rebounds in eight first-quarter minutes against Ole Miss (Jan. 19), scoring another six points during a 13-3 Gamecock run that ended the second quarter with a double-digit Gamecock lead
- Netted 18 of her game-high 24 points in the first half at LSU (Jan. 15), going 8-of-11 from the line

## 2016-17 Game-by-Game Stats

Opponent	Date	GS	MIN	FG-A	3FG-A	FT-A	Reb	A	TO	B	S	TP
at Ohio State	11/14	*	31	4-7	0-0	2-4	13	3	2	1	0	10
Hampton	11/20	*	24	12-16	0-0	4-7	16	1	0	2	1	28
Maine	11/21	*	22	6-7	0-0	0-1	14	0	0	1	1	12
Saint Peter's	11/22	*	19	8-9	0-0	0-2	7	2	0	1	1	16
vs. Louisville	11/27	*	31	5-9	0-0	7-9	14	1	3	1	4	17
at Texas	12/1	*	22	0-2	0-0	6-8	7	0	0	2	0	6
at Duke	12/4	*	37	3-7	0-0	2-2	5	2	2	2	1	8
Minnesota	12/11	*	25	7-8	0-0	2-3	11	2	3	4	1	16
Clemson	12/15	*	30	8-10	0-0	3-4	10	3	2	4	2	19
UCLA	12/18	*	24	5-10	0-0	10-13	14	0	1	1	0	20
at Sav. State	12/21	*	21	3-5	0-0	3-4	7	2	1	0	0	9
Alabama	1/1	*	23	8-10	0-0	3-4	11	1	1	2	3	19
at Auburn	1/5	*	30	2-2	0-0	1-2	6	0	1	2	1	5
at Florida	1/8	*	32	6-10	0-0	2-4	13	2	3	2	1	14
Georgia	1/12	*	30	4-7	0-0	4-6	11	1	0	0	2	12
at LSU	1/15	*	30	8-10	0-0	8-11	11	2	2	1	2	24
Ole Miss	1/19	*	30	6-10	0-0	3-4	15	2	1	1	3	15
Miss State	1/23	*	31	3-5	0-0	3-4	12	3	2	1	0	9
at Georgia	1/26	*	28	0-5	0-0	1-4	13	0	0	4	3	1
Tennessee	1/30	*	24	3-7	0-0	1-2	9	2	0	0	1	7
at Kentucky	2/2	*	30	8-9	0-0	4-5	18	1	4	1	0	20
at Arkansas	2/5	*	30	8-11	0-0	2-2	19	4	1	1	2	18
Auburn	2/9	*	31	7-9	0-0	2-4	9	1	2	1	0	16

- Great on the glass in the opening 10 minutes against Georgia (Jan. 12) with eight rebounds, which tied for the most in one quarter in program history
- Notched 50th career double-double against Alabama (Jan. 1), posting nine points and five boards in the first quarter
- Scored 11 of her 20 points against #9/9 UCLA (Dec. 18) in the third quarter to fuel Carolina's game-changing 24-5 run that turned a first-half deficit into a double-digit lead late in the period
- Controlled the glass down the stretch against #14/15 Texas (Dec. 1) with seven second-half boards, the sixth of which gave her 1,000 for her career
- Matched a career high with four steals against #4/4 Louisville (Nov. 27), including one that led to a pivotal 3-point play for Carolina at the end of the first half

## Career Highs

Pts ..... 29 vs. Winthrop, 12/13/15  
Rebs ..... 19 at Arkansas, 2/5/17  
Blks ..... 10 vs. Winthrop, 12/13/15  
Stls ..... 4, 2x, last vs. Louisville, 11/27/16  
Assts ..... 6 at Texas A&M, 1/31/16  
Min ..... 38 at Texas A&M, 1/31/16

## SEC Career Highs

Pts ..... 27 vs. Kentucky, 2/4/16  
Rebs ..... 19 at Arkansas, 2/5/17  
Blks ..... 5, 3x, last vs. Alabama, 1/29/15  
Stls ..... 4 at Tennessee, 2/15/16  
Assts ..... 6 at Texas A&M, 1/31/16  
Min ..... 38 at Texas A&M, 1/31/16

## Season Highs

Pts ..... 28 vs. Hampton, 11/20  
Rebs ..... 19 at Arkansas, 2/5  
Blks ..... 4, 3x, last at Georgia, 1/26  
Stls ..... 4 vs. Louisville, 11/27  
Assts ..... 4 at Arkansas, 2/5  
Min ..... 37 at Duke, 12/4

## Career Summary

- Is third Gamecock all-time to amass 1,000 career points and 1,000 career rebounds and now stands second in program history in career boards
- Is just fourth Gamecock all-time to accrue 1,500 career points playing every season in the SEC, 12th overall
- Ranks first among active NCAA Division I players in career rebounds and double-doubles (56), ranking fifth in career field goal percentage (.619)

## Career Stats at South Carolina

Year	GP	GS	Min	Avg	FG	FGA	Pct	3FG	FGA	Pct	FT	FTA	Pct	Off	Def	Tot	Avg	PF	FO	A	TO	Blk	Stl	Pts	Avg
2013-14	34	1	668	19.6	148	242	.612	0	0	—	121	185	.654	82	203	285	8.4	83	1	11	57	73	17	417	12.3
2014-15	36	5	760	21.1	141	251	.562	0	0	—	117	168	.696	99	186	285	7.9	62	0	28	50	53	19	399	11.1
2015-16	35	33	937	26.8	168	261	.644	0	0	—	89	159	.560	107	253	360	10.3	87	0	33	53	45	43	425	12.1
2016-17	23	23	635	27.6	124	185	.670	0	0	—	73	109	.670	81	184	265	11.5	53	0	35	31	35	29	321	14.0
<b>Career</b>	<b>128</b>	<b>62</b>	<b>3000</b>	<b>23.4</b>	<b>581</b>	<b>939</b>	<b>.619</b>	<b>0</b>	<b>0</b>	<b>—</b>	<b>400</b>	<b>621</b>	<b>.644</b>	<b>369</b>	<b>826</b>	<b>1195</b>	<b>9.3</b>	<b>285</b>	<b>1</b>	<b>107</b>	<b>191</b>	<b>206</b>	<b>108</b>	<b>1562</b>	<b>12.2</b>



# BIANCA CUEVAS-MOORE

# #1

**5-6 • Jr. • Guard • Bronx, N.Y. • Nazareth Regional  
Major: Criminal Justice**

### This Season's Highlights

- Started 11 of 23 games, has provided offensive punch off the bench since the start of SEC action
- Has knocked down multiple 3-pointers in five of 12 SEC contests
- Accounted for all of Carolina's eight points in the final 1:20 against Tennessee (Jan. 30) and knocked down two 3-pointers during the stretch, including a pull-up from beyond the arc to even the score at 74 with 15 seconds to play
- Connected on first three shots at LSU (Jan. 15) for team-high nine first-quarter points en route to 17 points to finish in double figures for the third time in league action
- Netted 17 of her career-high 25 points in the second half against Georgia (Jan. 12), including eight in a back-and-forth final period ... applied good defensive pressure on the perimeter to disrupt the Lady Bulldogs' offense
- Posted her best offensive showing of the season at Auburn (Jan. 5), knocking down at least one 3 in each quarter to for a career-high five en route to a season-high 19 points
- Hit 3 early in third quarter against Clemson (Dec. 15) to spark a 13-4 run that put the Gamecocks firmly in control
- Scored four of her nine points at Duke (Dec. 4) on transition layups during a 12-0 first-quarter run
- Matched her career high with five steals against Saint Peter's (Nov. 22) in just 16 minutes

### Career Summary

- Has played in all but one game in her career
- Led team in assists three times in 2015-16
- Tied for school record with 37 games played in 2014-15

### Miscellaneous

	Season	Career
20+ Points	1	3
10+ Points	7	23
5+ Assists	2	8
5+ Steals	1	2
Tm-High Points	2	5
Tm-High Assists	6	17

### Career Highs

Pts	..... 25 vs. Georgia, 1/12/17
Rebs	..... 6, 2x, last at Georgia, 1/26/17
3FGs	..... 5 at Auburn, 1/5/17
Stls	..... 5, 2x, last vs. Saint Peter's, 11/22/16
Assts	..... 7 at Auburn, 1/5/17
Min	..... 36 vs. Georgia, 1/12/17

### SEC Career Highs

Pts	..... 25 vs. Georgia, 1/12/17
Rebs	..... 6, 2x, last at Georgia, 1/26/17
3FGs	..... 5 at Auburn, 1/5/17
Stls	..... 5 vs. Missouri, 1/10/16
Assts	..... 7 at Auburn, 1/5/17
Min	..... 36 vs. Georgia, 1/12/17

### Season Highs

Pts	..... 25 vs. Georgia, 1/12
Rebs	..... 6 at Georgia, 1/26
3FGs	..... 5 at Auburn, 1/5
Stls	..... 5 vs. Saint Peter's, 11/22
Assts	..... 7 at Auburn, 1/5
Min	..... 36 vs. Georgia, 1/12

### 2016-17 Game-by-Game Stats

Opponent	Date	GS	MIN	FG-A	3FG-A	FT-A	Reb	A	TO	B	S	TP
at Ohio State	11/14	*	22	3-7	0-2	3-4	2	2	1	0	3	9
Hampton	11/20	*	16	1-5	1-2	1-2	1	1	0	1	2	4
Maine	11/21	*	17	2-4	1-1	2-2	1	2	1	0	2	7
Saint Peter's	11/22	*	16	5-8	1-3	0-1	3	3	2	0	5	11
vs. Louisville	11/27	*	17	1-6	0-3	2-2	1	3	0	0	1	4
at Texas	12/1	*	19	2-9	0-1	3-4	0	2	1	0	2	7
at Duke	12/4	*	22	4-11	1-7	0-0	2	2	4	0	2	9
Minnesota	12/11		13	2-6	1-3	1-3	2	1	0	0	2	6
Clemson	12/15	*	26	1-3	1-3	1-2	2	4	2	1	1	4
UCLA	12/18	*	23	4-14	1-1	1-2	5	1	3	0	0	10
at Sav. State	12/21	*	19	1-4	1-2	0-0	3	5	0	0	2	3
Alabama	1/1		23	3-6	2-3	1-2	1	1	3	0	1	9
at Auburn	1/5		30	7-11	5-6	0-0	2	7	0	0	0	19
at Florida	1/8		23	1-6	1-3	0-0	2	1	2	0	2	3
Georgia	1/12		36	10-17	2-5	3-6	2	3	2	0	2	25
at LSU	1/15	*	34	6-11	2-3	3-4	2	3	2	0	2	17
Ole Miss	1/19		26	2-6	1-2	2-2	2	0	3	0	0	7
Miss. State	1/23		21	0-3	0-1	2-2	1	0	1	0	0	2
at Georgia	1/26		19	3-7	0-3	0-0	6	1	2	0	1	6
Tennessee	1/30		27	4-10	2-3	8-9	3	0	2	0	1	18
at Kentucky	2/2		22	1-5	1-3	0-0	0	2	1	0	0	3
at Arkansas	2/5		22	2-5	0-1	6-6	2	0	0	0	0	10
Auburn	2/9		5	0-0	0-0	0-0	1	0	1	0	0	0

### Career Stats at South Carolina

Year	GP	GS	Min	Avg	FG	FGA	Pct	3FG	FGA	Pct	FT	FTA	Pct	Off	Def	Tot	Avg	PF	FO	A	TO	Blk	Stl	Pts	Avg
2014-15	37	0	536	14.5	74	200	.370	16	72	.222	45	58	.776	13	35	48	1.3	44	1	64	60	5	42	209	5.6
2015-16	34	1	615	18.1	78	207	.377	20	76	.263	50	66	.758	10	50	60	1.8	43	1	63	64	2	47	226	6.6
2016-17	23	11	498	21.7	65	164	.396	24	61	.393	39	53	.736	9	37	46	2.0	36	0	44	34	2	31	193	8.4
<b>Career</b>	<b>94</b>	<b>12</b>	<b>1648</b>	<b>17.5</b>	<b>217</b>	<b>571</b>	<b>.380</b>	<b>60</b>	<b>209</b>	<b>.287</b>	<b>134</b>	<b>177</b>	<b>.757</b>	<b>32</b>	<b>122</b>	<b>154</b>	<b>1.6</b>	<b>123</b>	<b>1</b>	<b>171</b>	<b>158</b>	<b>9</b>	<b>120</b>	<b>628</b>	<b>6.7</b>



# KAELA DAVIS

# #3

**6-2 • Jr. • Guard • Suwanee, Ga. • Georgia Tech**  
**Major: Integrated Technology**

## Career Highlights

Naismith Trophy Top 50 Preseason Watch List (2016-17) | 2012 FIBA 3x3 U18 World Champs., gold medal (USA)  
 Two-time All-ACC (1st team, 2015; 2nd team, 2014) | 2011 FIBA U16 Americas Champs., gold medal (USA)  
 2012 FIBA U17 World Championships, gold medal (USA)

## This Season's Highlights

- Is fifth in the league in 3s made per game (1.9), 28th in points per game (12.1)
- Opened each half against Auburn (Feb. 9) with a 3-pointer and handed out five assists, her most since Dec. 1
- Hit back-to-back 3s to open double-digit scoring afternoon at Arkansas (Feb. 5)
- Saw her shots fall more consistently against Tennessee (Jan. 30), scoring the Gamecocks first points in the first, third and fourth quarters, including hitting 2-of-3 from 3-point range
- Locked down one of SEC's top scorers in Victoria Vivians in second half of win over #4/4 Mississippi State (Jan. 23), holding her to 1-of-8 shooting and five points over the final 20 minutes
- Got hot early at Auburn (Jan. 5), scoring 13 of team's first 17 points en route to 19 first-quarter points that included five 3s in the opening 10 minutes ... first-quarter scoring was most by a Gamecock in one quarter in program history
- Reached double figures by halftime and finished with 16 points in her SEC debut against Alabama (Jan. 1)
- Caught fire from the 3-point line against Minnesota (Dec. 11), knocking down a career-best six 3s, including five in the first half
- Knocked down two timely 3-pointers in a back-and-forth third quarter against #14/15 Texas (Dec. 1) to finish in double figures for the fourth-straight game
- Scored team's first seven points in the opening 98 seconds against #4/4 Louisville (Nov. 27) and added back-to-back 3s early in the second half to eliminate any Cardinal comeback from the eight-point halftime deficit
- Brilliant Gamecock debut at #7/6 Ohio State (Nov. 14), stuffing the box score with 37 points – 11 in the second, third and fourth quarters each – 10 rebounds, five assists and three steals ... first Gamecock to score 30 or more points in a game since Leasia Walker netted 30 against Clemson on Nov. 18, 2010, and the most ever by a Gamecock against a ranked opponent

## Prior to South Carolina

- Two-time All-ACC selection in two seasons at Georgia Tech
- Fastest player in Georgia Tech history to 1,000 career points (52 games)
- Ranked as No. 1 guard and No. 2 overall recruit in 2013 class
- 2013 McDonald's and WBCA All-America
- Has three gold medals with USA Basketball – 2012 FIBA U17 World Championships, 2012 FIBA 3x3 U18 World Championships, 2011 FIBA Americas U16 Championship

## Miscellaneous

	Season	Career
Double-Doubles	1	1
30+ Points	1	1
20+ Points	3	3
10+ Points	15	15
10+ Rebounds	1	1
5+ Assists	3	3
Tm-High Points	3	3
Tm-High Rebs	1	1
Tm-High Assists	5	5

## Career Highs

**Pts** .....37 at Ohio State, 11/14/16  
**Rebs**..... 10 at Ohio State, 11/14/16  
**3FGs**.....6 vs. Minnesota, 12/11/16  
**Stls**..... 3, 3x, last at Kentucky, 2/2/17  
**Assts** .....5, 3x, last vs. Auburn, 2/9/17  
**Min**.....36 at Ohio State, 11/14/16

## SEC Career Highs

**Pts** .....21 at Auburn, 1/5/17  
**Rebs**.....6 at Florida, 1/8/17  
**3FGs**.....5 at Auburn, 1/5/17  
**Stls**..... 3, 2x, last at Kentucky, 2/2/17  
**Assts** ..... 5 vs. Auburn, 2/9/17  
**Min**.....29, 2x, last vs. Miss. State, 1/23/17

## 2016-17 Game-by-Game Stats

Opponent	Date	GS	MIN	FG-A	3FG-A	FT-A	Reb	A	TO	B	S	TP
at Ohio State	11/14	*	36	10-21	4-6	13-16	10	5	5	0	3	37
Hampton	11/20	*	30	1-9	1-5	0-0	7	5	2	0	1	3
Maine	11/21	*	26	3-11	1-6	3-4	3	3	2	0	1	10
Saint Peter's	11/22	*	19	5-7	4-4	0-0	3	3	1	0	0	14
vs. Louisville	11/27	*	20	5-10	3-5	0-0	8	1	1	0	0	13
at Texas	12/1	*	34	3-6	2-4	4-4	3	1	5	0	2	12
at Duke	12/4	*	31	5-14	2-9	2-4	6	2	0	0	2	14
Minnesota	12/11	*	28	8-15	6-10	0-0	3	4	1	0	0	22
Clemson	12/15	*	28	6-16	2-7	3-4	3	4	3	0	0	17
UCLA	12/18	*	33	1-13	0-1	0-0	4	2	4	0	2	2
at Sav. State	12/21	*	21	3-9	0-3	0-0	4	3	1	0	2	6
Alabama	1/1	*	23	5-10	1-3	5-6	3	2	1	0	1	16
at Auburn	1/5	*	22	8-18	5-9	0-0	5	2	3	0	1	21
at Florida	1/8	*	25	4-16	1-5	1-1	6	1	3	0	2	10
Georgia	1/12	*	27	1-10	0-2	2-2	3	2	2	0	3	4
at LSU	1/15	*	28	2-7	0-3	4-4	2	3	2	0	1	8
Ole Miss	1/19	*	29	3-11	1-2	7-8	1	0	1	0	0	14
Miss. State	1/23	*	29	1-9	0-6	2-2	0	1	2	0	1	4
at Georgia	1/26	*	28	2-11	2-6	2-6	3	1	1	0	0	8
Tennessee	1/30	*	28	6-14	2-3	1-1	2	0	2	0	0	15
at Kentucky	2/2	*	26	3-10	1-4	0-0	2	0	3	0	3	7
at Arkansas	2/5	*	27	4-11	2-6	0-0	3	2	1	0	1	10
Auburn	2/9	*	25	4-9	3-7	0-0	0	5	1	0	0	11

## Career Stats at South Carolina

Year	GP	GS	Min	Avg	FG	FGA	Pct	3FG	FGA	Pct	FT	FTA	Pct	Off	Def	Tot	Avg	PF	FO	A	TO	Blk	Stl	Pts	Avg
2016-17	23	22	623	27.1	93	267	.348	43	116	.371	49	62	.790	23	61	84	3.7	50	1	52	47	0	26	278	12.1





# TIFFANY DAVIS

# #15

**5-7 • Sr. • Guard • Houston, Texas • Westbury Christian**  
**Major: Psychology**

### This Season's Highlights

- Selected to be a team captain
- Has played in 10 games – has missed the last 10 games with knee injury
- Was solid defensively playing five minutes in the pivotal second quarter against #4/4 Louisville (Nov. 27)

### Career Summary

- Missed 2015-16 with knee injury suffered in September
- Missed the bulk of the 2012-13 season after suffering a knee injury
- Graduated in 2016 with bachelor's degree in retail management

### Miscellaneous

	Season	Career
<b>10+ Points</b>	0	1
<b>5+ Steals</b>	0	1
<b>Tm-High Points</b>	0	0
<b>Tm-High Assists</b>	0	0

### Career Highs

<b>Pts</b> .....	11 vs. Ole Miss, 1/30/14
<b>3FGs</b> .....	2, 3x, last vs. Ole Miss, 1/30/14
<b>Rebs</b> .....	6 at Arkansas, 1/2/14
<b>Stls</b> .....	5 vs. Elon, 11/9/12
<b>Assts</b> .....	3, 4x, last vs. SC State, 12/22/13
<b>Min.</b> .....	30 at Arkansas, 1/2/14

### SEC Career Highs

<b>Pts</b> .....	11 vs. Ole Miss, 1/30/14
<b>Rebs</b> .....	6 at Arkansas, 2/11/16
<b>3FGs</b> .....	2 vs. Ole Miss, 1/30/14
<b>Stls</b> .....	
<b>Assts</b> .....	2, 4x, last at LSU, 1/4/15
<b>Min.</b> .....	30 at Arkansas, 1/2/14

### Season Highs

<b>Pts</b> .....	4 vs. Hampton, 11/20
<b>3FGs</b> .....	1 vs. Alabama, 1/1
<b>Rebs</b> .....	3 vs. Saint Peter's, 11/22
<b>Stls</b> .....	1 vs. Saint Peter's, 11/22
<b>Assts</b> .....	1, 2x, last vs. Saint Peter's, 11/22
<b>Min.</b> .....	17 vs. Saint Peter's, 11/22

### 2016-17 Game-by-Game Stats

Opponent	Date	GS	MIN	FG-A	3FG-A	FT-A	Reb	A	TO	B	S	TP
at Ohio State	11/14	1	0-0	0-0	0-0	0	0	0	0	0	0	0
Hampton	11/20	13	1-3	0-1	2-3	2	0	0	0	0	0	4
Maine	11/21	10	1-2	0-1	0-0	2	1	1	0	0	0	2
Saint Peter's	11/22	17	0-3	0-2	0-0	3	1	1	0	1	0	0
vs. Louisville	11/27	9	0-1	0-1	1-2	2	0	0	0	0	0	1
at Texas	12/1											
at Duke	12/4	3	0-0	0-0	0-0	1	0	2	0	0	0	0
Minnesota	12/11	7	0-2	0-2	0-0	1	0	0	1	0	0	0
Clemson	12/15	4	0-2	0-1	0-0	0	0	0	0	0	0	0
UCLA	12/18											
at Sav. State	12/21											
Alabama	1/1	8	1-1	1-1	0-0	0	0	0	0	0	0	3
at Auburn	1/5	3	0-1	0-1	0-0	0	0	0	0	0	0	0
at Florida	1/8											
Georgia	1/12											
at LSU	1/15											
Ole Miss	1/19											
Miss. State	1/23											
at Georgia	1/26											
Tennessee	1/30											
at Kentucky	2/2											
at Arkansas	2/5											
Auburn	2/9											

### Career Stats at South Carolina

Year	GP	GS	Min	Avg	FG	FGA	Pct	3FG	FGA	Pct	FT	FTA	Pct	Off	Def	Tot	Avg	PF	FO	A	TO	Blk	Stl	Pts	Avg
2012-13	3	0	40	13.3	4	8	.500	1	4	.250	3	4	.750	1	3	4	1.3	2	0	4	2	0	5	12	4.0
2013-14	32	7	356	11.1	23	59	.390	12	30	.400	19	26	.731	5	27	32	1.0	29	0	29	40	1	4	77	2.4
2014-15	16	0	84	5.3	6	16	.375	5	13	.385	6	9	.667	5	13	18	1.1	5	0	7	9	0	0	23	1.4
2016-17	10	0	75	7.5	3	15	.200	1	10	.100	3	5	.600	2	9	11	1.1	1	0	2	4	1	1	10	1.0
<b>Career</b>	<b>61</b>	<b>7</b>	<b>555</b>	<b>9.1</b>	<b>36</b>	<b>98</b>	<b>.367</b>	<b>19</b>	<b>57</b>	<b>.333</b>	<b>31</b>	<b>44</b>	<b>.705</b>	<b>13</b>	<b>52</b>	<b>65</b>	<b>1.1</b>	<b>37</b>	<b>0</b>	<b>42</b>	<b>55</b>	<b>2</b>	<b>10</b>	<b>122</b>	<b>2.0</b>



# ALLISHA GRAY

# #10

**6-0 • Jr. • Guard • Sandersville, Ga. • North Carolina**  
**Major: Broadcasting**

## Career Highlights

- SEC Player of the Week (1/17-23)
- Dawn Staley Award Midseason Watch List
- Naismith Trophy Top 50 Preseason Watch List
- First-Team All-ACC (2015)
- WBCA Honorable Mention All-America (2015)
- Full Court Freshman All-America Second Team (2014)

## This Season's Highlights

- Started every game this season, finishing in double figures in all but five contests
- First on the team in steals (1.5) and second in assists (2.7) ... ranks 22nd in the SEC in scoring and listed in the top 15 in free throw percentage (T-8th) and 3-pointers per game (T-15th) in conference action
- Dished out four of her game best and SEC career-high six assists in the opening 11 minutes against Auburn (Feb. 9)
- Netted eight of her 11 points at #25/- Kentucky (Feb. 2) during Carolina's momentum-shifting 22-4 run to close the first half, accounting for six of the team's first eight points throughout the dominant stretch
- Battled against Tennessee (Jan. 30) with the Gamecocks' frontcourt in foul trouble in the first half, posting eight points and six boards in the opening 20 minutes to keep Lady Vols within three at halftime
- Engineered Carolina's pivotal 18-5 fourth-quarter run at Georgia (Jan. 26), scoring 11 points during the stretch ... her final bucket capped a personal 7-0 run that put the Gamecocks comfortably in front late
- Came alive in the second half against #4/4 Mississippi State (Jan. 23) with 16 of her 17 points in the final two periods, including 12 in the third quarter to help Carolina turn a seven-point halftime deficit into a one-point lead ... delivered the key defensive play after running down a Bulldog guard to deter a layup in transition and preserve the one-point Gamecock lead with 54 seconds to play
- Scored eight of her 11 points against Ole Miss (Jan. 19) in the first quarter to help open early 20-11 lead
- Second on team in points and rebounds at LSU (Jan. 15) battling in the forward spot while blocking a career-best three shots ... became the second Gamecock this season to pair a 20-point game with at least three blocks
- Grabbed the biggest rebound of her seven against Georgia (Jan. 12) off a missed Lady Bulldog free throw with three seconds left then hit the resulting two free throws to stretch the Gamecock lead to three ... six of her seven rebounds and 11 of her 14 points came in the second half
- Found her shooting stroke in the early going at Florida (Jan. 8) with four first-half 3-pointers, the third of which opened the scoring in Carolina's dominant second quarter
- Converted two crucial 3-point plays from the left block against #9/9 UCLA (Dec. 18), the second of which pushed Carolina's lead back to double-digits early in the fourth quarter
- Triggered South Carolina's 3-point shooting outburst against Minnesota (Dec. 11), connecting on two early 3s to help open the contest on a 15-0 run ... finished with 18 points in just 19 minutes of action and boasted career bests with four 3-pointers and a game-high seven assists
- Tallied 11 of her game-high 17 points in the third quarter against #4/4 Louisville (Nov. 27), including six during the period-opening 16-5 run to help end any threat of a Cardinal comeback

- Crafty scorer with 24 points at #7/6 Ohio State (Nov. 14) in Gamecock debut, including five as part of 10-0 run early in fourth quarter to stop end Buckeyes' comeback hopes

## 2016-17 Game-by-Game Stats

Opponent	Date	GS	MIN	FG-A	3FG-A	FT-A	Reb	A	T	B	S	TP
at Ohio State	11/14	*	38	10-18	0-3	4-8	7	3	0	0	2	24
Hampton	11/20	*	24	4-9	2-7	6-7	1	4	0	0	2	16
Maine	11/21	*	22	5-9	0-1	0-0	3	3	2	0	0	10
Saint Peter's	11/22	*	19	4-7	1-4	4-5	8	5	1	1	1	13
vs. Louisville	11/27	*	22	7-12	2-5	1-1	3	0	0	0	0	17
at Texas	12/1	*	35	2-7	0-1	4-4	4	0	3	0	0	8
at Duke	12/4	*	37	4-9	2-6	1-2	6	6	2	0	1	11
Minnesota	12/11	*	19	7-13	4-10	0-0	5	7	1	0	2	18
Clemson	12/15	*	27	3-10	1-3	1-2	2	1	0	2	2	8
UCLA	12/18	*	23	4-6	0-0	3-5	3	2	0	0	0	11
at Sav. State	12/21	*	21	6-10	0-1	0-1	4	4	1	2	5	12
Alabama	1/1	*	18	2-8	1-4	2-2	2	2	1	1	1	7
at Auburn	1/5	*	23	2-7	1-5	0-0	4	2	5	0	0	5
at Florida	1/8	*	27	6-10	4-7	2-2	6	2	0	1	4	18
Georgia	1/12	*	26	4-11	1-3	5-6	7	1	1	0	1	14
at LSU	1/15	*	31	7-8	2-2	5-5	5	2	5	3	2	21
Ole Miss	1/19	*	30	4-8	0-1	3-4	5	4	3	1	1	11
Miss. State	1/23	*	38	5-9	2-3	5-8	7	1	1	0	2	17
at Georgia	1/26	*	36	7-11	1-2	3-5	4	1	1	2	2	18
Tennessee	1/30	*	38	6-12	0-2	2-3	8	1	2	0	1	14
at Kentucky	2/2	*	28	3-6	2-5	3-3	5	2	1	1	3	11
at Arkansas	2/5	*	25	4-9	2-5	0-0	4	4	0	0	2	10
Auburn	2/9	*	33	3-7	1-4	2-2	3	6	0	0	0	9

## Miscellaneous

	Season	Career
20+ Points	2	2
10+ Points	18	18
5+ Assists	4	4
Tm-High Points	1	1
Tm-High Assists	6	6
Tm-High Rebs	2	2

## Career Highs

Pts	24 at Ohio State, 11/14/17
Rebs	8, 2x, last vs. Tennessee, 1/30/17
3FGs	4, 2x, last at Florida, 1/8/17
Stls	5 at Savannah St., 12/21/16
Assts	7 vs. Minnesota, 12/11/16
Min	38, 3x, last vs. Tennessee, 1/30/17

## SEC Career Highs

Pts	21 at LSU, 1/15/17
Rebs	8 vs. Tennessee, 1/30/17
3FGs	4 at Florida, 1/8/17
Stls	4 at Florida, 1/8/17
Assts	6 vs. Auburn, 2/9/17
Min	38, 2x, last vs. Tennessee, 1/30/17

## Career Stats at South Carolina

Year	GP	GS	Min	Avg	FG	FGA	Pct	3FG	FGA	Pct	FT	FTA	Pct	Off	Def	Tot	Avg	PF	FO	A	TO	Blk	Stl	Pts	Avg
2016-17	23	23	640	27.8	109	216	.505	29	84	.345	56	75	.747	41	65	106	4.6	46	1	63	30	14	34	303	13.2



# TYASHA HARRIS

# #52

**5-10 • Fr. • Guard • Noblesville, Ind. • Heritage Christian**  
**Major: Sports Management**

### This Season's Highlights

- Has 13 starts, moving into the full-time role at the start of SEC play
- Leads the team in assists with 3.0 per game
- In league play, ranks fourth among conference players in assist-to-turnover ratio (2.2) and is also in the top 10 in assists (9th) – both top rankings among league freshmen
- Has posted five or more assists in five of 12 SEC contests, averaging 5.0 assists over her last four games
- Made plays on the defensive end against Auburn (Feb. 9) with a career-high two blocks in the first half and a game-high three steals to go with four assists
- Opened scoring at #25/- Kentucky (Feb. 2) with a 3-pointer and dished out three of her five assists during 22-4 run to close the second quarter
- Delivered three assists in the opening six minutes against Tennessee (Jan. 30), and the last of her game-high six assists set up a Carolina 3-pointer in the corner that cut the Lady Vol lead to two points with 1:20 remaining
- Gave Gamecocks first lead over #4/4 Mississippi State (Jan. 23) with clutch third-quarter 3 as part of 13-2 run that overcame seven-point halftime deficit
- Dished out two of her game-high five assists against Ole Miss (Jan. 19) during Carolina's crucial 13-3 second-quarter run
- Impacted the game on both ends of the floor against Georgia (Jan. 12) with career highs in points (11) and steals (4) ... connected on three 3s, including one from the right corner that answered a Georgia 3-pointer and sparked a pivotal 7-1 Gamecock run in the fourth quarter
- Jump-started Carolina's 12-2 run to open the game against Alabama (Jan. 1) with a 3-pointer in the first minute and four of her career-high six assists in the first half
- Impressed against Minnesota (Dec. 11) in first career start with nine points and three 3-pointers, including the first basket of the game that sparked a 15-0 run ... facilitated the offense in the opening two quarters, matching her career high in assists (6) by the half
- Played a great all-around game against #14/15 Texas (Dec. 1) in a career-high 30 minutes of action, notching three steals and reaching double figures (10) for the first time ... netted four-straight points late in the fourth quarter to put the game out of the Longhorns' reach
- Drew the second-half start against #4/4 Louisville (Nov. 27), logging 14 of her 29 minutes during the half and dishing out five of her career-high six assists in that time

### Miscellaneous

	Season	Career
<b>10+ Points</b>	3	3
<b>5+ Assists</b>	7	7
<b>Tm-High Points</b>	0	0
<b>Tm-High Assists</b>	9	9

### Career Highs

<b>Pts</b> .....	11 vs. Georgia, 1/12/17
<b>Rebs</b> .....	5 at Savannah St., 12/21/16
<b>Stls</b> .....	4 vs. Georgia, 1/12/17
<b>Assts</b> .....	6, 4x, last vs. Tennessee, 1/30/17
<b>Min</b> .....	38 vs. Tennessee, 1/30/17

### SEC Career Highs

<b>Pts</b> .....	11 vs. Georgia, 1/12/17
<b>Rebs</b> .....	4, 3x, last vs. Ole Miss, 1/19/17
<b>Stls</b> .....	4 vs. Georgia, 1/12/17
<b>Assts</b> .....	6, 2x, last vs. Tennessee, 1/30/17
<b>Min</b> .....	38 vs. Tennessee, 1/30/17

### Prior to South Carolina

- Ranked as the No. 27 recruit overall and the No. 8 point guard in the 2016 Class
- Finalist for Indiana's Miss Basketball award
- Helped Heritage Christian to three straight state titles, including the 2016 championship in the program's first season in Class 3A
- Is her high school's all-time top scorer with 2,004 career points, also holding school record in steals (487) and ranking third in assists (426)
- Earned gold medal with USA Basketball in 2016 FIBA Americas U18 Championship

### 2016-17 Game-by-Game Stats

Opponent	Date	GS	MIN	FG-A	3FG-A	FT-A	Reb	A	TO	B	S	TP
at Ohio State	11/14	19	1-4	0-0	1-2	0	3	1	0	0	3	
Hampton	11/20	16	1-4	1-3	0-0	2	2	0	1	0	3	
Maine	11/21	19	2-4	0-1	0-0	2	3	2	0	1	4	
Saint Peter's	11/22	14	3-5	1-3	0-0	0	1	2	1	0	7	
vs. Louisville	11/27	29	0-3	0-2	0-0	0	6	1	0	0	0	
at Texas	12/1	30	2-6	0-4	6-8	1	0	0	0	3	10	
at Duke	12/4	25	1-2	1-1	0-0	1	1	4	0	0	3	
Minnesota	12/11	*	21	3-5	3-4	0-0	1	6	3	0	0	9
Clemson	12/15	7	0-0	0-0	0-0	1	0	2	0	0	0	
UCLA	12/18	19	1-2	0-0	0-2	1	1	1	0	0	2	
at Sav. State	12/21	22	5-9	0-1	0-0	5	1	0	0	0	10	
Alabama	1/1	*	25	3-5	1-3	0-0	1	6	1	1	1	7
at Auburn	1/5	*	23	2-5	1-3	0-0	3	2	2	0	1	5
at Florida	1/8	*	29	2-5	0-2	1-2	2	2	2	0	2	5
Georgia	1/12	*	31	3-8	3-7	2-2	4	3	2	0	4	11
at LSU	1/15	*	29	3-7	0-2	0-0	4	3	2	0	2	6
Ole Miss	1/19	*	32	2-3	0-1	0-0	4	5	2	1	0	4
Miss. State	1/23	*	35	1-3	1-3	2-2	1	3	4	1	0	5
at Georgia	1/26	*	25	0-5	0-2	0-0	0	2	0	0	2	0
Tennessee	1/30	*	38	2-6	1-5	1-2	1	6	3	0	0	6
at Kentucky	2/2	*	27	2-5	2-4	1-2	1	5	2	0	0	7
at Arkansas	2/5	*	20	1-2	0-0	2-2	1	5	0	0	1	4
Auburn	2/9	*	30	1-4	1-2	0-0	2	4	1	2	3	3

### Career Stats at South Carolina

Year	GP	GS	Min	Avg	FG	FGA	Pct	3FG	FGA	Pct	FT	FTA	Pct	Off	Def	Tot	Avg	PF	FO	A	TO	Blk	Stl	Pts	Avg
2016-17	23	13	565	24.6	41	102	.402	16	53	.302	16	24	.667	3	35	38	1.7	31	0	70	37	7	20	114	5.0





# MIKIAH HERBERT HARRIGAN #21

**6-2 • Fr. • Forward • Pembroke Pines, Fla./Flanagan  
Major: Criminal Justice**

### This Season's Highlights

- Played in every game this season, including 15.7 minutes per SEC game
- Tied for fourth on the team in rebounding average
- Ranks 10th in the SEC with 1.2 bpg on the season
- Boasted a strong finish on the glass at Arkansas (Feb. 5) with four of her six boards in the fourth quarter, including three over the final 1:54
- Drew first career start against Georgia (Jan. 12), stepping into the lineup for the injured A'ja Wilson
- Protected the rim in the second half in her SEC debut against Alabama (Jan. 1) with four blocks in the final 20 minutes, including one on back-to-back Crimson Tide possessions late in the contest
- Contributed timely blocks against #9/9 UCLA (Dec. 18), denying a last-second Bruin field goal at the end of the first half before recording blocks on back-to-back possessions during Carolina's key third-quarter run
- Netted five of her 11 points against #4/4 Louisville (Nov. 27) in the final 1:24 of the first half to send the Gamecocks into the locker room with an eight-point lead they would not relinquish

### Prior to South Carolina

- Ranked as the No. 12 forward in the 2016 Class
- Helped team to four district championships
- Named 2016 8A Player of the Year by the Florida Basketball Coaches Association (FBCA)
- Was a two-time FBCA All-State selection

### Miscellaneous

	Season	Career
<b>10+ Points</b>	2	2
<b>10+ Rebounds</b>	0	0
<b>Tm-High Points</b>	0	0
<b>Tm-High Rebs</b>	0	0

### Career Highs

<b>Pts</b> .....	13 vs. Maine, 11/21/16
<b>Rebs</b> .....	8 vs. Maine, 11/21/16
<b>Blks</b> .....	4 vs. Alabama, 1/1/17
<b>Stls</b> .....	2 vs. Saint Peter's, 11/22/16
<b>Min</b> .....	25 vs. Saint Peter's, 11/22/16

### SEC Career Highs

<b>Pts</b> .....	7 at Florida, 1/8/17
<b>Rebs</b> .....	6 at Arkansas, 2/5/17
<b>Blks</b> .....	4 vs. Alabama, 1/1/17
<b>Stls</b> .....	1, 2x, last at Arkansas, 2/5/17
<b>Min</b> .....	24 vs. Georgia, 1/12/17

### 2016-17 Game-by-Game Stats

Opponent	Date	GS	MIN	FG-A	3FG-A	FT-A	Reb	A	TO	B	S	TP
at Ohio State	11/14	22	2-2	0-0	0-1	5	0	5	1	1	4	
Hampton	11/20	17	4-9	0-0	0-0	7	2	0	2	1	8	
Maine	11/21	24	5-8	0-0	3-5	8	2	0	0	0	13	
Saint Peter's	11/22	25	4-11	0-2	1-2	4	0	2	2	2	9	
vs. Louisville	11/27	17	3-5	0-0	5-5	2	1	0	1	1	11	
at Texas	12/1	18	1-4	0-0	0-1	4	2	0	0	0	2	
at Duke	12/4	8	0-0	0-0	0-0	3	1	0	0	0	0	
Minnesota	12/11	17	1-4	0-0	3-4	3	2	1	0	1	5	
Clemson	12/15	15	2-4	0-0	4-4	5	0	2	2	0	8	
UCLA	12/18	23	1-3	0-0	0-0	7	0	2	3	1	2	
at Sav. State	12/21	22	1-5	0-0	1-2	6	0	3	3	0	3	
Alabama	1/1	20	2-6	0-0	0-0	5	1	2	4	1	4	
at Auburn	1/5	15	1-2	0-0	0-0	4	0	1	2	0	2	
at Florida	1/8	16	3-7	0-0	1-2	3	0	1	0	0	7	
Georgia	1/12	*	24	0-4	0-0	0-0	2	0	3	0	0	
at LSU	1/15	10	1-3	0-0	0-0	2	0	0	0	0	2	
Ole Miss	1/19	14	1-7	0-0	0-0	3	0	0	2	0	2	
Miss. State	1/23	1	0-0	0-0	0-0	0	0	0	0	0	0	
at Georgia	1/26	3	0-0	0-0	0-0	0	0	1	0	0	0	
Tennessee	1/30	5	0-0	0-0	0-0	1	0	0	0	0	0	
at Kentucky	2/2	12	2-5	0-1	0-0	2	0	1	1	0	4	
at Arkansas	2/5	17	3-4	0-0	0-1	6	0	3	2	1	6	
Auburn	2/9	16	1-1	0-0	0-0	2	0	5	2	0	2	

### Career Stats at South Carolina

Year	GP	GS	Min	Avg	FG	FGA	Pct	3FG	FGA	Pct	FT	FTA	Pct	Off	Def	Tot	Avg	PF	FO	A	TO	Blk	Stl	Pts	Avg
2016-17	23	1	362	15.7	38	94	.404	0	3	.000	18	27	.667	28	56	84	3.7	35	2	11	32	27	9	94	4.1



# VICTORIA PATRICK

# #0

**5-9 • Fr. • Guard • Orlando, Fla. • Edgewater**  
**Major: Biology**

### This Season's Highlights

- Played in 17 games this season, including nine of 12 SEC games
- Matched her season high with 15 minutes at Savannah State (Dec. 21)

### Prior to South Carolina

- Ranked as the No. 25 guard in the Class of 2016
- Helped team to 2014 state championship
- Earned First-Team All-Metro West and All-Area honors from the *Orlando Sentinel* in 2016
- Led team with 15.8 points per game as a senior, helping team to state semifinals

### Career Highs

**Pts** ..... 4, 2x, last at Savannah St., 12/21/16  
**Rebs** ..... 2, 3x, last vs. Alabama, 1/1/17  
**3FGs** ..... 1, 7x, last at Arkansas, 2/5/17  
**Stls** ..... 2 vs. Saint Peter's, 11/22/16  
**Min.** 15, 2x, last at Savannah St., 12/21/16

### SEC Career Highs

**Pts** ..... 3, 3x, last at Arkansas, 2/5/17  
**Rebs** ..... 2 vs. Alabama, 1/1/17  
**3FGs** ..... 1, 2x, last at Arkansas, 2/5/17  
**Stls** ..... 1 vs. Alabama, 1/1/17  
**Min.** ..... 11 at LSU, 1/15/17

### 2016-17 Game-by-Game Stats

Opponent	Date	GS	MIN	FG-A	3FG-A	FT-A	Reb	A	TO	B	S	TP
at Ohio State	11/14	1	0-0	0-0	0-0	0	0	0	0	0	0	0
Hampton	11/20	11	1-5	1-3	1-2	2	1	1	0	0	0	4
Maine	11/21	10	1-3	1-3	0-0	1	0	0	0	0	0	3
Saint Peter's	11/22	15	1-4	1-4	0-0	0	1	1	0	2	3	3
vs. Louisville	11/27	3	0-0	0-0	0-0	0	0	0	0	0	0	0
at Texas	12/1					— DNP —						
at Duke	12/4					— DNP —						
Minnesota	12/11	7	1-1	1-1	0-0	0	0	0	1	0	0	3
Clemson	12/15	4	0-1	0-0	0-0	0	0	0	0	0	0	0
UCLA	12/18					— DNP —						
at Sav. State	12/21	15	1-4	1-4	1-3	2	2	1	0	0	0	4
Alabama	1/1	10	1-2	0-1	1-2	2	0	0	0	1	3	3
at Auburn	1/5	4	1-2	1-2	0-0	0	0	0	0	0	0	3
at Florida	1/8	1	0-0	0-0	0-0	0	0	0	0	0	0	0
Georgia	1/12	4	0-0	0-0	0-0	0	0	0	1	0	0	0
at LSU	1/15	11	0-1	0-0	0-0	0	0	0	0	0	0	0
Ole Miss	1/19	2	0-1	0-1	0-0	1	0	0	0	0	0	0
Miss. State	1/23					— DNP —						
at Georgia	1/26					— DNP —						
Tennessee	1/30					— DNP —						
at Kentucky	2/2	2	0-1	0-1	0-0	0	0	0	0	0	0	0
at Arkansas	2/5	5	1-1	1-1	0-0	0	0	0	0	0	0	3
Auburn	2/9	6	0-0	0-0	0-0	0	0	0	0	0	0	0

### Career Stats at South Carolina

Year	GP	GS	Min	Avg	FG	FGA	Pct	3FG	FGA	Pct	FT	FTA	Pct	Off	Def	Tot	Avg	PF	FO	A	TO	Blk	Stl	Pts	Avg
2016-17	17	0	111	6.5	8	26	.308	7	21	.333	3	7	.429	2	6	8	0.5	4	0	4	3	2	3	26	1.5



# A'JA WILSON

# #22

**6-5 • Jr. • Forward • Hopkins, S.C. • Heathwood Hall**  
**Major: Broadcasting**

## Career Highlights

Rated No. 1 player in the nation by espnW  
 Wooden Award Late Season Top 20  
 Naismith Trophy Top 30 Watch List  
 USBWA Drysdale Midseason and Wade Watch Lists  
 Preseason All-America First Team (AP, espnW, Athlon, Lindy's, Sporting News)  
 Preseason SEC Player of the Year (Media, Coaches)  
 2016 Naismith, Wooden and Wade Trophy Finalist  
 2016 All-America First Team (AP, WBCA, USBWA, ESPN, Wooden Award)

2016 SEC Player of the Year (Coaches, AP)  
 2016 SEC Defensive Player of the Year (Coaches)  
 Two-time All-SEC First Team (2015, 2016)  
 2015 USA Basketball Female Athlete of the Year  
 2015 All-America (Third Team, AP; Hon. Men, WBCA)  
 2015 SEC Freshman of the Year (Coaches, AP)  
 2015 SEC All-Freshman Team  
 2014 Nat'l HS Player of the Year (WBCA, Naismith, Parade)  
 2014 McDonald's and Parade (HS) All-America

## Miscellaneous

	Season	Career
<b>Double-Double</b>	6	25
<b>30+ Points</b>	1	1
<b>20+ Points</b>	7	19
<b>10+ Points</b>	19	76
<b>10+ Rebounds</b>	6	26
<b>5+ Blocks</b>	1	8
<b>Tm-High Points</b>	13	43
<b>Tm-High Rebs.</b>	5	28
<b>Tm-High Assists</b>	3	4

## This Season's Highlights

- Selected to be a team captain
- Ranks 20th in the nation in field goal percentage and 38th in blocked shots, ranking fourth and third in the SEC, respectively
- Among league top 15 in scoring (7th) and is 11th in rebounding ... second in blocked shots (2.2) in conference play
- Set the tone down low early at #25/- Kentucky (Feb. 2) with nine points and five boards in the first quarter
- Efficient in her foul-plagued 22 minutes against Tennessee (Jan. 30), hitting 7-of-10 from the field
- Netted 13 of her 19 points at Georgia (Jan. 26) in the second half ... converted a layup with 7:35 left to spark Carolina's game-changing 18-5 fourth-quarter run that turned a four-point lead into a 17-point cushion late in the contest
- Had her way inside early against #4/4 Mississippi State (Jan. 23) with 16 first-half points on 7-of-8 shooting ... in second half, knocked down a tough turnaround jumper to extend lead late before converting two free throws to again push the advantage to three with two seconds to play
- Dominated second quarter at Florida (Jan. 8) with eight points and six boards during 17-0 run that delivered the win
- Grabbed 11 of her 13 rebounds against #9/9 UCLA (Dec. 18) in the second half after limited first-half minutes due to foul trouble with eight of those coming in the fourth quarter to keep the Bruins at bay
- Dominant performance at #14/15 Texas (Dec. 1), delivering on both ends of the court with a career-high 31 points with nine in the fourth quarter, including two crucial putbacks that stifled any chance of a Longhorn comeback ... also effective on defensive end with a team-high four blocks and three steals

## Career Highs

**Pts** ..... 31 at Texas, 12/1/16  
**Rebs**..... 19 at Kentucky, 3/1/15  
**Blks** ..... 8, 2x, last vs. Texas A&M, 1/17/16  
**Stls**..... 4 vs. Syracuse, 3/25/16  
**Assts** ..... 5 vs. Louisville, 11/27/16  
**Min**..... 39 at Texas A&M, 1/31/16

## SEC Career Highs

**Pts** ..... 26, 2x, last vs. Miss. State, 1/23/17  
**Rebs**..... 19 at Kentucky, 3/1/15  
**Blks** ..... 8, 2x, last vs. Texas A&M, 1/17/16  
**Stls**..... 2, 3x, last vs. Miss. State, 1/23/17  
**Assts** ..... 3, 6x, last at Kentucky, 2/2/17  
**Min**..... 39 at Texas A&M, 1/31/16

## Season Highs

**Pts** ..... 31 at Texas, 12/1  
**Rebs**..... 13, 2x, last at Florida, 1/18  
**Blks** ..... 5 at Kentucky, 2/2  
**Stls**..... 3, 2x, last at Texas, 12/1  
**Assts** ..... 5 vs. Louisville, 11/27  
**Min**..... 38, 2x, last vs. Miss. State, 1/23

## 2016-17 Game-by-Game Stats

Opponent	Date	GS	MIN	FG-A	3FG-A	FTA	Reb	A	TO	B	S	TP
at Ohio State	11/14	*	16	1-3	0-0	3-6	3	0	3	3	0	5
Hampton	11/20	*	22	3-8	0-0	14-14	7	2	3	2	1	20
Maine	11/21	*	19	7-8	0-0	0-2	3	2	0	4	0	14
Saint Peter's	11/22	*	21	5-9	0-0	4-7	5	4	1	2	3	14
vs. Louisville	11/27	*	28	6-12	0-0	5-6	5	5	5	2	1	17
at Texas	12/1	*	38	12-18	0-0	7-11	12	0	4	4	3	31
at Duke	12/4	*	35	7-14	0-0	4-6	6	0	4	1	0	18
Minnesota	12/11	*	21	5-10	0-0	0-0	6	2	0	2	2	10
Clemson	12/15	*	31	9-17	0-0	2-4	10	4	1	2	0	20
UCLA	12/18	*	26	5-14	0-0	3-4	13	0	3	1	0	13
at Sav. State	12/21	*	23	8-10	0-0	2-4	3	1	1	1	1	18
Alabama	1/1	*	24	9-13	0-0	5-6	9	2	3	2	2	23
at Auburn	1/5	*	29	4-7	0-1	2-2	11	1	2	2	1	10
at Florida	1/8	*	29	8-14	0-0	7-10	13	2	2	3	1	23
Georgia	1/12					— DNP —						
at LSU	1/15					— DNP —						
Ole Miss	1/19	*	15	3-5	0-0	0-2	4	0	2	0	1	6
Miss. State	1/23	*	38	10-13	0-0	6-8	9	2	4	3	2	26
at Georgia	1/26	*	35	5-13	0-0	9-14	11	3	2	2	0	19
Tennessee	1/30	*	22	7-10	0-0	0-0	4	1	2	2	0	14
at Kentucky	2/2	*	33	8-14	0-0	4-5	9	3	3	5	0	20
at Arkansas	2/5	*	23	5-9	0-0	8-9	1	0	2	1	0	18
Auburn	2/9	*	29	8-11	0-0	1-2	6	1	1	2	0	17

- Scored 11 of her team-high 17 points against #4/4 Louisville (Nov. 27) in first half to help build eight-point halftime lead ... also handed out career-best five assists
- Added two blocked shots to her 14 points against Saint Peter's (Nov. 22) to break the school record for career blocked shots

## Career Highlights

- Finalist for all three national player of the year awards, consensus first-team All-American in 2015-16 – only returning Naismith Trophy finalist this season
- Second player in league history to earn SEC Player of the Year and SEC Defensive Player of the Year in the same season (2016)
- Set school record for blocked shots in a season with 103 in 2015-16, ranking 12th in the nation
- Holds school blocked shots records for career (214), an SEC career (107) and in an SEC game (8, two times)
- Second player in program history to reach 1,000 career points as a sophomore

## Career Stats at South Carolina

Year	GP	GS	Min	Avg	FG	FGA	Pct	3FG	FGA	Pct	FT	FTA	Pct	Off	Def	Tot	Avg	PF	FO	A	TO	Blk	Stl	Pts	Avg
2014-15	37	1	734	19.8	177	329	.538	1	3	.333	131	198	.662	78	165	243	6.6	72	1	37	62	65	32	486	13.1
2015-16	33	32	895	27.1	205	386	.531	0	0	—	120	166	.723	88	199	287	8.7	78	1	47	74	103	27	530	16.1
2016-17	21	21	557	26.5	135	232	.582	0	1	.000	86	122	.705	56	94	150	7.1	49	1	35	48	46	18	356	17.0
<b>Career</b>	<b>91</b>	<b>54</b>	<b>2186</b>	<b>24.0</b>	<b>517</b>	<b>947</b>	<b>.546</b>	<b>1</b>	<b>4</b>	<b>.250</b>	<b>337</b>	<b>486</b>	<b>.693</b>	<b>222</b>	<b>458</b>	<b>680</b>	<b>7.5</b>	<b>199</b>	<b>3</b>	<b>119</b>	<b>184</b>	<b>214</b>	<b>77</b>	<b>1372</b>	<b>15.1</b>





Official Basketball Box Score - Game Totals - Final Statistics  
**#4/3 South Carolina vs #7/6 Ohio State**  
 11/14/16 6 p.m. at Columbus, Ohio (Value City Arena)



**#4/3 South Carolina 92 • 1-0**

#	Player	Total		3-Ptr		Rebounds			PF	TP	A	TO	Blk	Stl	Min
		FG-FGA	FT-FTA	FG-FGA	FT-FTA	Off	Def	Tot							
22	WILSON, A'ja	f	1-3	0-0	3-6	0	3	3	5	5	0	3	3	0	16
41	COATES, Alaina	c	4-7	0-0	2-4	4	9	13	3	10	3	2	1	0	31
01	CUEVAS-MOORE, Bianca	g	3-7	0-2	3-4	0	2	2	4	9	2	1	0	3	22
03	DAVIS, Kaela	g	10-21	4-6	13-16	2	8	10	3	37	5	5	0	3	36
10	GRAY, Alisha	g	10-18	0-3	4-8	1	6	7	2	24	3	0	0	2	38
00	PATRICK, Victoria	g	0-0	0-0	0-0	0	0	0	0	0	0	0	0	0	1
04	CLINEY, Doniyah	g	0-2	0-0	0-0	1	0	1	0	0	0	0	0	0	13
12	BRADSHAW, Araion	g	0-0	0-0	0-0	0	0	0	0	0	0	0	0	0	1
15	DAVIS, Tiffany	g	0-0	0-0	0-0	0	0	0	0	0	0	0	0	0	1
21	HERBERT HARRIGAN,	g	2-2	0-0	0-1	2	3	5	4	4	5	1	1	2	22
52	HARRIS, Tyasha	g	1-4	0-0	1-2	0	0	0	1	3	3	1	0	0	19
Team						4	3	7							
Totals			31-64	4-11	26-41	14	34	48	22	92	16	17	5	9	200

1st FG %: 5-19 26.3% 2nd: 10-19 52.6% 3rd: 8-14 57.1% 4th: 8-12 66.7% Game: 31-64 48.4% Deadball Rebounds 9  
 3FG %: 0-3 0.0% 2-4 50.0% 1-3 33.3% 1-1 100.0% 4-11 36.4%  
 FT %: 7-11 63.6% 5-9 55.6% 6-10 60.0% 8-11 72.7% 26-41 63.4%

**#7/6 Ohio State 80 • 1-1**

#	Player	Total		3-Ptr		Rebounds			PF	TP	A	TO	Blk	Stl	Min
		FG-FGA	FT-FTA	FG-FGA	FT-FTA	Off	Def	Tot							
01	Stephanie Mavunga	f	4-6	0-1	3-5	4	5	9	5	11	1	6	3	0	30
32	Shayla Cooper	f	6-12	1-4	2-4	2	3	5	2	15	0	2	0	0	30
03	Kelsey Mitchell	g	9-20	3-11	6-7	0	3	3	4	27	4	4	1	0	37
04	Sierra Calhoun	g	5-14	2-7	6-7	3	0	3	3	18	0	1	0	0	29
20	Asia Doss	g	2-9	1-4	0-0	0	4	4	4	5	4	0	0	2	32
00	Tori McCoy	g	0-2	0-0	0-0	0	1	1	5	0	0	0	1	0	9
22	Alexa Hart	g	0-4	0-0	0-0	0	3	3	2	0	0	3	0	0	15
23	Kiara Lewis	g	2-3	0-0	0-1	0	2	2	1	4	1	0	0	0	8
24	Makayla Waterman	g	0-0	0-0	0-0	1	2	3	3	0	0	1	0	0	10
Team						1	2	3							
Totals			28-70	7-27	11-24	11	25	36	29	80	10	17	5	2	200

1st FG %: 7-19 36.8% 2nd: 8-18 44.4% 3rd: 5-11 45.5% 4th: 8-22 36.4% Game: 28-70 40.0% Deadball Rebounds 4  
 3FG %: 2-7 28.6% 2-7 28.6% 1-3 33.3% 2-10 20.0% 7-27 25.9%  
 FT %: 2-4 50.0% 3-3 100.0% 9-12 75.0% 3-5 60.0% 17-24 70.8%

Officials: Tina Napier, Felicia Grinter, Jesse Dickerson  
 Technical fouls: #4/3 South Carolina-None. #7/6 Ohio State-TEAM.  
 Attendance: 6683

Score by periods	1st	2nd	3rd	4th	Total
#4/3 South Carolina	17	27	23	25	92
#7/6 Ohio State	18	21	20	21	80

Points	In	Off	2nd	Fast	Bench
SC	Paint	T/O	Chance	Break	
44	16	13	18	7	
30	17	12	12	4	

Last FG - SC 4th-00:53, OSU 4th-00:11.  
 Largest lead - SC by 16 4th-00:53, OSU by 3 1st-00:46.  
 SC led for 33:58, OSU led for 02:54. Game was tied for 03:04.  
 Score tied - 1 time.  
 Lead changed - 6 times.



Official Basketball Box Score - Game Totals - Final Statistics  
**Hampton vs #4/3 South Carolina**  
 11/20/16 3 p.m. at Columbia, S.C./Colonial Life Arena



**Hampton 38 • 0-4**

#	Player	Total		3-Ptr		Rebounds			PF	TP	A	TO	Blk	Stl	Min
		FG-FGA	FT-FTA	FG-FGA	FT-FTA	Off	Def	Tot							
04	BROWN, Jephany	f	4-13	0-0	0-0	0	9	9	4	9	0	1	1	2	34
31	LUPOE, Kaylah	f	2-3	0-0	0-0	1	1	2	5	4	0	4	0	0	21
00	TATE-DEFREITAS, Malia	g	3-15	1-3	3-6	2	3	5	2	10	5	5	0	0	35
02	FINNEY-SMITH, Monnaz	g	0-3	0-1	0-0	0	1	1	5	0	1	1	0	0	10
03	GILBEAUX, Georgianna	g	0-1	0-0	0-0	0	1	1	0	0	0	2	0	0	8
01	JAMES, Delane	g	0-0	0-0	0-0	0	1	1	0	0	0	0	0	0	3
05	STROTHERS, Adria	g	3-7	2-3	1-2	0	0	0	1	9	0	1	0	0	14
11	WILLIS, K'lynn	g	0-3	0-2	0-0	0	0	0	0	0	0	0	1	0	9
14	BATES, Ashley	g	1-2	0-0	2-2	1	2	3	3	4	1	2	0	0	19
20	BANKHEAD, Mariah	g	1-6	0-0	0-0	1	2	3	3	2	0	2	1	0	19
21	SAYLE, Mikayla	g	0-0	0-0	0-0	0	0	0	0	0	0	0	0	0	1
22	SEALEY, Chenya	g	0-1	0-1	0-0	0	0	0	0	0	0	1	0	0	10
23	WHITE, Niaya	g	0-4	0-1	0-2	2	0	2	1	0	0	1	0	0	5
33	GREEN, Chanel	g	0-0	0-0	0-0	0	0	0	2	0	2	1	0	0	12
Team						6	1	7							
Totals			14-58	4-15	6-12	14	22	36	26	38	9	24	3	3	200

1st FG %: 7-15 46.7% 2nd: 3-12 25.0% 3rd: 2-16 12.5% 4th: 2-15 13.3% Game: 14-58 24.1% Deadball Rebounds 5,1  
 3FG %: 1-4 25.0% 2-3 66.7% 1-4 25.0% 0-4 0.0% 4-15 26.7%  
 FT %: 0-0 0.0% 3-4 75.0% 3-6 50.0% 0-2 0.0% 6-12 50.0%

**#4/3 South Carolina 92 • 2-0**

#	Player	Total		3-Ptr		Rebounds			PF	TP	A	TO	Blk	Stl	Min
		FG-FGA	FT-FTA	FG-FGA	FT-FTA	Off	Def	Tot							
22	WILSON, A'ja	f	3-8	0-0	14-14	2	5	7	4	20	2	3	2	1	22
41	COATES, Alaina	c	12-16	0-0	4-7	7	9	16	1	28	1	0	2	1	24
01	CUEVAS-MOORE, Bianca	g	1-5	1-2	1-2	1	0	1	2	4	1	0	1	2	16
03	DAVIS, Kaela	g	1-9	1-5	0-0	2	5	7	4	3	5	2	0	1	30
10	GRAY, Alisha	g	4-9	2-7	6-7	0	1	1	0	16	4	0	0	2	24
00	PATRICK, Victoria	g	1-5	1-3	1-2	1	1	2	0	4	1	1	0	0	11
04	CLINEY, Doniyah	g	1-2	0-0	0-0	0	1	1	0	2	0	2	0	0	17
12	BRADSHAW, Araion	g	0-0	0-0	0-0	0	1	1	1	0	1	0	0	0	10
15	DAVIS, Tiffany	g	1-3	0-1	2-3	1	1	2	0	4	0	0	0	0	13
21	HERBERT HARRIGAN, M.	g	4-9	0-0	0-0	4	3	7	0	8	2	0	2	1	17
52	HARRIS, Tyasha	g	1-4	1-3	0-0	0	2	2	0	3	2	0	1	0	16
Team						2	1	3							
Totals			29-70	6-21	28-35	20	30	50	12	92	19	9	8	12	200

1st FG %: 5-15 33.3% 2nd: 11-18 61.1% 3rd: 7-20 35.0% 4th: 2-17 11.8% Game: 29-70 41.4% Deadball Rebounds 5,1  
 3FG %: 1-5 20.0% 2-5 40.0% 1-4 25.0% 0-2 0.0% 6-21 28.6%  
 FT %: 10-12 83.3% 8-10 80.0% 4-4 100.0% 6-9 66.7%

Officials: Frank Steratore, Kim Thebo, Angel Stanton  
 Technical fouls: Hampton-None. #4/3 South Carolina-None.  
 Attendance: 11795

Score by periods	1st	2nd	3rd	4th	Total
Hampton	15	11	8	4	38
#4/3 South Carolina	21	32	19	20	92

Points	In	Off	2nd	Fast	Bench
HU	Paint	T/O	Chance	Break	
20	2	7	3	15	
46	35	23	12	21	

Last FG - HU 4th-00:40, SC 4th-01:43.  
 Largest lead - HU by 3 1st-09:27, SC by 54 4th-01:43.  
 HU led for 02:26, SC led for 36:36. Game was tied for 00:33.  
 Score tied - 1 time.  
 Lead changed - 1 time.



Official Basketball Box Score - Game Totals - Final Statistics  
**Maine vs #3/3 South Carolina**  
 11/21/16 7:23 pm at Columbia, S.C./Colonial Life Arena



**Maine 42 • 2-3**

#	Player	Total		3-Ptr		Rebounds			PF	TP	A	TO	Blk	Stl	Min
		FG-FGA	FT-FTA	FG-FGA	FT-FTA	Off	Def	Tot							
13	Sole, Laia	f	0-7	0-0	0-0	0	4	4	2	0	3	3	0	0	26
03	Caceres, Naira	f	3-5	0-1	1-2	0	1	1	1	7	0	3	0	0	27
22	Millan, Blanca	g	1-8	1-7	0-0	0	1	1	2	3	0	0	1	0	19
23	Sutton, Tanesha	g	0-3	0-0	2-2	3	1	4	4	2	0	3	0	2	24
04	Koizar, Sigi	g	2-6	0-2	0-0	0	3	3	0	4	2	1	0	1	31
04	McVicar, Maddy	g	0-1	0-1	0-0	0	0	0	0	0	0	0	0	0	2
05	Stojasavljevic, T.	g	0-2	0-0	2-3	0	0	0	3	2	0	0	0	0	4
10	Brosseau, Julie	g	4-5	3-4	0-0	1	1	2	1	11	0	0	0	0	14
21	Jones, Sheraton	g	0-1	0-1	0-0	0	2	2	0	0	0	0	0	0	8



Official Basketball Box Score - Game Totals - Final Statistics  
**#4/4 Louisville vs #3/3 South Carolina**  
 11/27/16 1:00 pm at MassMutual Center



**#4/4 Louisville 59 • 6-1**

#	Player	Total		3-Ptr		Rebounds			PF	TP	A	TO	Blk	Stl	Min
		FG-FGA	FG-FGA	FG-FGA	FT-FTA	Off	Def	Tot							
02	HINES-ALLEN, Myisha	* 1-8	0-3	0-0	4	2	6	5	2	0	3	0	0	20	
04	MOORE, Mariya	* 4-13	3-8	6-7	1	2	3	1	17	2	5	0	0	33	
15	JOHNSON, Taylor	* 1-5	0-1	0-0	0	3	3	1	2	6	2	1	0	20	
25	DURR, Asia	* 5-10	3-5	0-0	0	2	2	0	13	0	3	1	2	33	
40	JOHNSON, Ciera	* 0-4	0-0	0-0	1	1	2	5	0	0	0	3	0	19	
00	JACKSON, Briahanna	5-8	0-1	0-1	0	1	1	4	10	3	1	0	1	21	
03	FUEHRING, Sam	1-3	0-0	0-0	1	0	1	2	2	1	0	0	0	10	
10	ZAMBROTTA, Sydney	0-0	0-0	0-0	0	0	0	0	0	1	0	0	0	3	
11	WALTON, Kortnee	1-2	0-0	0-0	1	2	3	2	2	0	1	0	0	14	
21	SHOOK, Kylie	2-2	0-0	0-0	1	1	2	5	4	1	0	0	0	10	
22	JONES, Brianna	0-0	0-0	0-0	0	0	0	0	0	0	0	0	0	3	
23	JONES, Jazmine	3-5	0-0	0-0	0	2	2	2	6	0	1	0	0	11	
24	LAEMMLE, Jessica	0-0	0-0	1-2	0	0	0	0	1	0	0	0	0	2	
33	DUNHAM, Bianca	0-0	0-0	0-0	0	0	0	0	0	0	0	0	0	1	
	Team				0	4	4								
	Totals	23-60	6-18	7-10	9	20	29	27	59	14	17	5	3	200	

1st - FG %:	8-14 57.1%	2nd - 2-10 20.0%	3rd - 6-21 28.6%	4th - 7-15 46.7%	Game - 23-60 38.3%	Deadball Rebounds
3FG %:	4-4 100.0%	0-3 0.0%	2-9 22.2%	0-2 0.0%	6-18 33.3%	
FT %:	0-0 0.0%	5-6 83.3%	1-1 100.0%	1-3 33.3%	7-10 70.0%	1

**#3/3 South Carolina 83 • 5-0**

#	Player	Total		3-Ptr		Rebounds			PF	TP	A	TO	Blk	Stl	Min
		FG-FGA	FG-FGA	FG-FGA	FT-FTA	Off	Def	Tot							
22	WILSON, A'ja	f 6-12	0-0	5-6	2	3	5	2	17	5	5	2	1	28	
41	COATES, Alaina	c 5-9	0-0	7-9	6	8	14	2	17	1	3	1	4	31	
01	CUEVAS-MOORE, Bianca	g 1-6	0-3	2-2	0	1	1	4	4	3	0	0	1	17	
03	DAVIS, Kaela	g 5-10	3-5	0-0	1	7	8	3	13	1	1	0	0	20	
10	GRAY, Alisha	g 7-12	2-5	1-1	1	2	3	2	17	0	0	0	0	22	
00	PATRICK, Victoria	0-0	0-0	0-0	0	0	0	0	0	0	0	0	0	3	
04	CLINEY, Doniyah	0-1	0-1	3-6	1	3	4	4	3	0	3	0	0	20	
12	BRADSHAW, Araion	0-1	0-0	0-0	0	0	0	0	0	0	0	0	0	4	
15	DAVIS, Tiffany	0-1	0-1	1-2	0	2	2	0	1	0	0	0	0	9	
21	HERBERT HARRIGAN, M.	3-5	0-0	5-5	0	2	2	1	11	1	0	1	1	17	
52	HARRIS, Tyasha	0-3	0-2	0-0	0	0	0	1	0	6	1	0	0	29	
	Team				5	2	7								
	Totals	27-60	5-17	24-31	16	30	46	19	83	17	13	4	7	200	

1st - FG %:	8-14 57.1%	2nd - 5-11 45.5%	3rd - 8-18 44.4%	4th - 6-13 46.2%	Game - 27-60 45.0%	Deadball Rebounds
3FG %:	1-5 20.0%	0-3 0.0%	4-7 57.1%	0-2 0.0%	5-17 29.4%	
FT %:	1-2 50.0%	9-14 64.3%	7-7 100.0%	7-8 87.5%	24-31 77.4%	4

Officials: Joe Vaszily, Margaret Tieman, Tim Greene  
 Technical fouls: #4/4 Louisville-None. #3/3 South Carolina-TEAM.  
 Attendance: 1812

Score by periods	1st	2nd	3rd	4th	Total
#4/4 Louisville	20	9	15	15	59
#3/3 South Carolina	18	19	27	19	83

Points	In	Off	2nd	Fast	Bench
LOU	24	15	5	2	25
SC	40	18	20	14	15

Last FG - LOU 4th-00:44, SC 4th-00:51.  
 Largest lead - LOU by 4 1st-03:16, SC by 28 4th-03:55.  
 LOU led for 04:40. SC led for 32:17. Game was tied for 02:03.

Score tied - 5 times.  
 Lead changed - 2 times.



Official Basketball Box Score - Game Totals - Final Statistics  
**#3/3 South Carolina vs #14/15 Texas**  
 12/01/16 6:02 P.M. at Austin, TX (Frank Erwin Center)



**#3/3 South Carolina 76 • 6-0**

#	Player	Total		3-Ptr		Rebounds			PF	TP	A	TO	Blk	Stl	Min
		FG-FGA	FG-FGA	FG-FGA	FT-FTA	Off	Def	Tot							
22	WILSON, A'ja	f 12-18	0-0	7-11	5	7	12	3	31	0	4	4	3	38	
41	COATES, Alaina	c 0-2	0-0	6-8	3	4	7	4	6	0	0	2	0	22	
01	CUEVAS-MOORE, Bianca	g 2-9	0-1	3-4	0	0	0	1	7	2	1	0	2	19	
03	DAVIS, Kaela	g 3-6	2-4	4-4	0	3	3	2	12	1	5	0	2	34	
10	GRAY, Alisha	g 2-7	0-1	4-4	0	4	4	4	8	0	3	0	0	35	
04	CLINEY, Doniyah	0-0	0-0	0-0	0	0	0	2	0	0	0	0	0	4	
21	HERBERT HARRIGAN,	1-4	0-0	0-1	1	3	4	1	2	2	0	0	0	18	
52	HARRIS, Tyasha	2-6	0-4	6-8	0	1	1	1	10	0	0	0	3	30	
	Team				2	4	6								
	Totals	22-52	2-10	30-40	11	26	37	18	76	5	13	6	10	200	

1st - FG %:	6-14 42.9%	2nd - 5-13 38.5%	3rd - 5-12 41.7%	4th - 6-13 46.2%	Game - 22-52 42.3%	Deadball Rebounds
3FG %:	0-2 0.0%	0-0 0.0%	2-4 50.0%	0-4 0.0%	2-10 20.0%	
FT %:	2-3 66.7%	9-14 64.3%	10-12 83.3%	9-11 81.8%	30-40 75.0%	6

**#14/15 Texas 67 • 2-3**

#	Player	Total		3-Ptr		Rebounds			PF	TP	A	TO	Blk	Stl	Min
		FG-FGA	FG-FGA	FG-FGA	FT-FTA	Off	Def	Tot							
24	Holmes, Joyner	f 5-11	0-1	1-2	2	2	4	4	11	1	3	0	0	25	
40	Lang, Kelsey	c 7-10	0-0	1-4	5	7	12	4	15	1	4	6	0	27	
11	McCarty, Brooke	g 3-9	1-4	0-0	1	1	2	3	7	3	2	0	1	39	
20	Taylor, Brianna	g 0-6	0-1	0-0	2	3	5	2	0	1	2	0	2	24	
23	Atkins, Ariel	g 5-14	2-4	2-2	0	1	1	4	14	4	1	1	1	33	
01	Sutton, Alecia	1-1	0-0	0-0	0	0	0	1	2	1	1	0	0	1	
05	Hosey, Jordan	3-5	0-1	0-0	0	0	0	0	6	0	1	0	0	10	
10	Higgs, Lashann	2-7	0-0	3-4	2	1	3	3	7	1	0	0	1	18	
14	Aborowa, Olamide	0-0	0-0	0-0	0	0	0	1	0	0	0	0	0	2	
22	Foman, Tasia	0-1	0-0	0-0	2	1	3	2	0	0	0	0	0	5	
31	Caron-Goudreau, A.	2-4	1-2	0-2	2	3	5	5	5	1	2	2	0	16	
	Team				3	2	5								
	Totals	28-68	4-13	7-14	19	21	40	29	67	13	17	9	5	200	

1st - FG %:	7-15 46.7%	2nd - 6-17 35.3%	3rd - 8-17 47.1%	4th - 7-19 36.8%	Game - 28-68 41.2%	Deadball Rebounds
3FG %:	1-1 100.0%	2-4 50.0%	1-3 33.3%	0-5 0.0%	4-13 30.8%	
FT %:	1-2 50.0%	0-0 0.0%	2-8 25.0%	4-4 100.0%	7-14 50.0%	2,2

Officials: Lisa Mattingly, Scott Yarbrough, Felicia Grinter  
 Technical fouls: #3/3 South Carolina-None. #14/15 Texas-None.  
 Attendance: 3330

Score by periods	1st	2nd	3rd	4th	Total
#3/3 South Carolina	14	19	22	21	76
#14/15 Texas	16	14	19	18	67

Points	In	Off	2nd	Fast	Bench
SC	34	14	14	2	12
UT	30	7	16	8	20

Last FG - SC 4th-02:00, UT 4th-00:14.  
 Largest lead - SC by 11 4th-00:47, UT by 4 1st-07:39.  
 SC led for 18:07. UT led for 15:25. Game was tied for 06:28.

Score tied - 8 times.  
 Lead changed - 5 times.



Official Basketball Box Score - Game Totals - Final Statistics  
**#3/3 South Carolina vs Duke**  
 12/04/16 2:00 PM at Durham, N.C. (Cameron Indoor Stadium)



**#3/3 South Carolina 63 • 6-1**

#	Player	Total		3-Ptr		Rebounds			PF	TP	A	TO	Blk	Stl	Min
		FG-FGA	FG-FGA	FG-FGA	FT-FTA	Off	Def	Tot							
22	WILSON, A'ja	f 7-14	0-0	4-6	3	3	6	3	18	0	4	1	0	35	
41	COATES, Alaina	c 2-3	0-0	2-2	2	3	5	3	8	2	2	2	1	37	
01	CUEVAS-MOORE, Bianca	g 4-11	1-7	0-0	1	1	2	1	9	2	4	0	2	22	
03	DAVIS, Kaela	g 5-14	2-9	2-4	3	3	6	0	14	2	0	0	2	31	
10	GRAY, Alisha	g 4-9	2-6	1-2	4	2	6	4	11	6	2	0	1	37	
04	CLINEY, Doniyah	0-0	0-0	0-0	0	0	0	0	0	0	1	0	0	2	
15	DAVIS, Tiffany	0-0	0-0	0-0	1	0	1	0	0	0	2	0	0	3	
21	HERBERT HARRIGAN,	0-0	0-0	0-0	0	3	3	0	0	1	0	0	0	8	
52	HARRIS, Tyasha	1-2	1-1	0-0	0	1	1	0	3	1	4	0	0	25	
	Team				2	1	3								
	Totals	24-57	6-23	9-14	16	17	33	11	63	14	19	3	6	200	

1st - FG %:	7-15 46.7%	2nd - 6-14 42.9%	3rd - 5-13 38.5%	4th - 6-15 40.0%	Game - 24-57 42.1%	Deadball Rebounds
3FG %:	0-4 0.0%	1-4 25.0%	1-5 20.0%	4-10 40.0%	6-23 26.1%	
FT %:	2-3 66.7%	0-0 0.0%	3-5 60.0%	4-6 66.7%	9-14 64.3%	4

**Duke 74 • 9-1**

#	Player	Total		3-Ptr		Rebounds			PF	TP	A	TO	Blk	Stl	Min
		FG-FGA	FG-FGA	FG-FGA	FT-FTA	Off	Def	Tot							
22	Kendall Cooper	f 1-2	0-0	0-1	1	1	2	3	2	0	2	0	0	9	
21	Oderah Chidom	f 7-14	1-1	0-0	3	5	8	0	15	1	2	2	1	31	
04	Lexie Brown	g 3-11	0-3	0-0	0	0	0	3	6	2	6				



Official Basketball Box Score - Game Totals - Final Statistics  
**Clemson vs #6/6 South Carolina**  
 12/15/16 7 p.m. at Columbia, S.C./Colonial Life Arena



**Clemson 61 • 8-2**

#	Player	Total		3-Ptr		Rebounds			PF	TP	A	TO	Blk	Stl	Min
		FG-FGA	FG-FGA	FT-FTA	Off	Def	Tot								
20	Sirah Diarra	f	1-2	0-0	0-0	1	4	5	4	2	1	3	1	0	28
24	Ivy Atkims	f	0-2	0-0	0-0	1	4	5	1	0	0	0	0	0	18
00	Nelly Perry	g	6-20	0-4	8-11	1	3	4	3	20	2	1	0	2	35
05	Danielle Edwards	g	5-12	0-1	1-2	3	1	4	3	11	1	1	1	1	35
33	Alexis Carter	g	5-13	0-1	0-0	0	2	2	3	10	0	2	0	0	28
03	Victoria Cardaci	g	2-3	2-3	1-2	1	1	2	2	7	0	1	0	0	21
12	Aliyah Collier	g	0-1	0-1	0-0	0	0	0	2	0	0	2	0	0	3
15	Jaia Alexander	g	2-8	0-1	7-8	1	4	5	2	11	1	1	0	2	30
32	Chyna Cotton	g	0-0	0-0	0-0	0	0	0	0	0	0	0	0	0	2
Team					3		3								
Totals			21-61	2-11	17-23	11	19	30	20	61	5	11	2	5	200

1st FG %:	7-15	46.7%	2nd:	5-15	33.3%	3rd:	3-15	20.0%	4th:	6-16	37.5%	Game:	21-61	34.4%	Deadball	
3FG %:	0-1	0.0%		1-3	33.3%		0-2	0.0%		1-5	20.0%		2-11	18.2%	Rebounds	3
FT %:	2-2	100.0%		1-2	50.0%		9-10	90.0%		5-9	55.6%		17-23	73.9%		

**#6/6 South Carolina 83 • 8-1**

#	Player	Total		3-Ptr		Rebounds			PF	TP	A	TO	Blk	Stl	Min
		FG-FGA	FG-FGA	FT-FTA	Off	Def	Tot								
22	WILSON, A'ja	f	9-17	0-0	2-4	4	6	10	2	20	4	1	2	0	31
41	COATES, Alaina	c	8-10	0-0	3-4	4	6	10	2	19	3	2	4	2	30
01	CUEVAS-MOORE, Bianca	g	1-3	1-3	1-2	0	2	2	1	4	4	2	1	0	26
03	DAVIS, Kaela	g	6-16	2-7	3-4	2	1	3	5	17	4	3	0	0	28
10	GRAY, Allisha	g	3-10	1-3	1-2	1	1	2	2	8	1	0	2	2	27
00	PATRICK, Victoria	g	0-1	0-0	0-0	0	0	0	1	0	0	0	0	0	4
04	CLINEY, Doniyah	g	2-4	0-0	3-5	3	6	9	1	7	1	1	0	1	19
12	BRADSHAW, Araion	g	0-0	0-0	0-0	1	0	1	1	0	1	0	0	0	9
25	DAVIS, Tiffany	g	0-2	0-1	0-0	0	0	0	1	0	0	0	0	0	4
21	HERBERT HARRIGAN,	g	2-4	0-0	4-4	1	4	5	2	8	0	2	2	0	15
52	HARRIS, Tyasha	g	0-0	0-0	0-0	0	1	1	1	0	0	2	0	0	7
Team					3		3								
Totals			31-67	4-14	17-25	19	30	49	19	83	18	13	11	6	200

1st FG %:	7-14	50.0%	2nd:	7-17	41.2%	3rd:	9-16	56.3%	4th:	8-20	40.0%	Game:	31-67	46.3%	Deadball	
3FG %:	2-4	50.0%		0-2	0.0%		1-2	50.0%		1-6	16.7%		4-14	28.6%	Rebounds	6,2
FT %:	6-8	75.0%		2-6	33.3%		2-3	66.7%		7-8	87.5%		17-25	68.0%		

Officials: Dee Kantner, Felicia Grinter, Roy Gulbeyan  
 Technical fouls: Clemson-None. #6/6 South Carolina-None.  
 Attendance: 11916

Score by periods	1st	2nd	3rd	4th	Total
Clemson	16	12	15	18	61
#6/6 South Carolina	22	16	21	24	83

	In	Off	2nd	Fast
Points	Paint	T/O	Chance	Break
CU	26	6	8	4
SC	50	10	21	13

Last FG - CU 4th-04:41, SC 4th-03:04.  
 Largest lead - CU by 2 1st-07:57, SC by 23 4th-01:52.  
 CU led for 01:05. SC led for 36:32. Game was tied for 02:23.

Score tied - 3 times.  
 Lead changed - 2 times.



Official Basketball Box Score - Game Totals - Final Statistics  
**#9/9 UCLA vs #6/6 South Carolina**  
 12/18/16 2 p.m. at Columbia, S.C./Colonial Life Arena



**#9/9 UCLA 57 • 8-2**

#	Player	Total		3-Ptr		Rebounds			PF	TP	A	TO	Blk	Stl	Min
		FG-FGA	FG-FGA	FT-FTA	Off	Def	Tot								
25	Billings, Monique	f	4-12	0-0	4-6	5	7	22	4	12	1	2	4	0	36
02	Korver, Kari	g	0-8	0-7	0-2	2	1	3	4	0	1	1	0	0	24
03	Canada, Jordin	g	6-20	0-2	3-5	2	3	5	5	15	4	3	0	1	33
22	Burke, Kennedy	g	5-14	2-7	1-2	2	0	2	2	13	0	2	2	1	25
23	Hayes, Kelli	g	3-9	0-0	0-0	3	1	4	2	6	0	1	0	1	30
00	Kornet, Nicole	g	1-9	1-8	1-2	1	2	3	4	3	0	0	0	3	25
04	Hearn, Ashley	g	1-2	0-0	0-0	0	1	1	3	2	0	0	0	1	8
20	Williams, Dominique	g	0-0	0-0	0-0	0	0	0	0	0	0	0	0	1	2
24	Hersler, Paulina	g	2-4	1-3	0-0	1	2	3	4	5	0	0	0	1	17
Team					2		4								
Totals			22-78	4-27	9-17	18	29	47	27	57	9	9	7	11	200

1st FG %:	5-20	25.0%	2nd:	5-19	26.3%	3rd:	5-19	26.3%	4th:	7-20	35.0%	Game:	22-78	28.2%	Deadball	
3FG %:	1-9	11.1%		1-5	20.0%		0-6	0.0%		2-7	28.6%		4-27	14.8%	Rebounds	5,2
FT %:	0-2	0.0%		4-8	50.0%		2-3	66.7%		3-4	75.0%		9-17	52.9%		

**#6/6 South Carolina 66 • 9-1**

#	Player	Total		3-Ptr		Rebounds			PF	TP	A	TO	Blk	Stl	Min
		FG-FGA	FG-FGA	FT-FTA	Off	Def	Tot								
22	WILSON, A'ja	f	5-14	0-0	3-4	5	8	13	2	13	0	3	1	0	26
41	COATES, Alaina	c	5-10	0-0	10-13	5	9	14	3	20	0	1	1	0	24
01	CUEVAS-MOORE, Bianca	g	4-14	1-1	1-2	1	4	5	3	10	1	4	0	0	23
03	DAVIS, Kaela	g	1-13	0-1	0-0	0	4	4	0	2	2	4	0	2	33
10	GRAY, Allisha	g	4-6	0-0	3-5	0	3	3	1	11	2	0	0	0	23
04	CLINEY, Doniyah	g	1-4	0-1	4-6	2	2	4	2	6	0	0	0	1	29
21	HERBERT HARRIGAN,	g	1-3	0-0	0-0	2	5	7	2	2	0	2	3	1	23
52	HARRIS, Tyasha	g	1-2	0-0	0-2	1	0	1	1	2	1	1	0	0	19
Team					1		3								
Totals			22-66	1-3	21-32	17	37	54	14	66	6	15	5	4	200

1st FG %:	2-15	13.3%	2nd:	7-16	43.8%	3rd:	10-20	50.0%	4th:	3-15	20.0%	Game:	22-66	33.3%	Deadball	
3FG %:	0-1	0.0%		1-1	100.0%		0-0	0.0%		0-1	0.0%		1-3	33.3%	Rebounds	7,4
FT %:	2-6	33.3%		5-7	71.4%		3-6	50.0%		11-13	84.6%		21-32	65.6%		

Officials: Bob Trammell, Laura Morris, Maj Forsberg  
 Technical fouls: #9/9 UCLA-TEAM. #6/6 South Carolina-None.  
 Attendance: 13367

Score by periods	1st	2nd	3rd	4th	Total
#9/9 UCLA	11	15	12	19	57
#6/6 South Carolina	6	20	23	17	66

	In	Off	2nd	Fast
Points	Paint	T/O	Chance	Break
UCLA	34	5	12	14
SC	40	5	19	8

Last FG - UCLA 4th-00:12, SC 4th-03:25.  
 Largest lead - UCLA by 7 1st-02:54, SC by 16 4th-02:02.  
 UCLA led for 17:45. SC led for 19:01. Game was tied for 03:14.

Score tied - 3 times.  
 Lead changed - 3 times.



Official Basketball Box Score - Game Totals - Final Statistics  
**#6/6 South Carolina vs Savannah State**  
 12/21/16 7 p.m. at Tiger Arena (Savannah, Ga.)



**#6/6 South Carolina 70 • 10-1**

#	Player	Total		3-Ptr		Rebounds			PF	TP	A	TO	Blk	Stl	Min
		FG-FGA	FG-FGA	FT-FTA	Off	Def	Tot								
22	WILSON, A'ja	f	8-10	0-0	2-4	1	2	3	0	18	1	1	1	1	23
41	COATES, Alaina	c	3-5	0-0	3-4	2	4	7	2	9	2	1	0	0	21
01	CUEVAS-MOORE, Bianca	g	1-4	1-2	0-0	0	3	3	1	3	5	0	0	2	19
03	DAVIS, Kaela	g	3-9	0-3	0-0	1	3	4	1	6	3	1	0	2	21
10	GRAY, Allisha	g	6-10	0-1	0-1	2	2	4	1	12	4	1	2	5	21
00	PATRICK, Victoria	g	1-4	1-4	1-3	0	2	2	0	4	2	1	0	0	15
04	CLINEY, Doniyah	g	1-2	0-0	1-2	3	4	7	1	3	0	2	0	1	21
12	BRADSHAW, Araion	g	1-4	0-2	0-0	0	1	1	2	2	1	0	0	1	15
21	HERBERT HARRIGAN,	g	1-5	0-0	1-2	3	3	6	0	3	0	3	3	0	22
52	HARRIS, Tyasha	g	5-9	0-1	0-0	1	4	5	1	10	1	0	0	0	22







Official Basketball Box Score - Game Totals - Final Statistics  
**Ole Miss vs #5/5 South Carolina**  
 01/19/17 7 p.m. at Columbia, S.C./Colonial Life Arena



**Ole Miss 46 • 13-6 (2-4 SEC)**

#	Player	Total		3-Ptr		Rebounds		PF	TP	A	TO	Blk	Stl	Min	
		FG-FGA	FT-FTA	FG-FGA	FT-FTA	Off	Def								Tot
11	Joseph, Shequila	f	2-8	0-2	1-2	1	5	6	4	5	3	3	1	1	30
50	Manuel, Taylor	f	6-11	0-0	1-4	0	5	5	2	13	3	2	2	2	33
05	Sisk, Erika	g	2-8	1-3	0-0	0	2	2	0	5	1	3	0	1	30
23	Sessom, Shandricka	g	4-12	0-2	3-4	2	5	7	4	11	2	1	0	0	29
44	Lewis, Torri	g	2-2	1-1	0-0	0	0	0	3	5	0	0	0	0	18
01	Glover, Bree	g	1-2	0-1	0-2	0	0	0	0	2	0	0	0	0	6
10	Muhate, Cecilia	g	0-0	0-0	0-0	0	0	0	0	0	0	0	0	1	3
20	Muhammad, Madinah	g	0-1	0-0	0-0	0	2	2	1	0	0	2	0	0	5
24	Hart, Bretta	g	0-3	0-0	0-0	1	1	2	1	0	0	2	0	0	6
25	Alston, Alissa	g	2-5	0-0	1-2	1	3	4	2	5	3	4	0	1	32
32	Rodgers, Kate	g	0-0	0-0	0-0	0	0	0	1	0	0	0	0	0	1
42	Gibson, Shelby	g	0-0	0-0	0-0	0	2	2	2	0	0	1	0	0	7
	Team					0	1	1							
	<b>Totals</b>		<b>19-52</b>	<b>2-9</b>	<b>6-14</b>	<b>5</b>	<b>26</b>	<b>31</b>	<b>20</b>	<b>46</b>	<b>12</b>	<b>18</b>	<b>3</b>	<b>6</b>	<b>200</b>

1st - FG %: 5-14 35.7% 2nd: 4-12 33.3% 3rd: 5-11 45.5% 4th: 5-15 33.3% Game: 19-52 36.5% Deadball Rebounds 6  
 3FG %: 1-1 100.0% 0-2 0.0% 0-4 0.0% 1-2 50.0% 2-9 22.2%  
 FT %: 0-0 0.0% 3-4 75.0% 3-8 37.5% 0-2 0.0% 0-2 0.0% 6-14 42.9%

**#5/5 South Carolina 65 • 16-1 (6-0 SEC)**

#	Player	Total		3-Ptr		Rebounds		PF	TP	A	TO	Blk	Stl	Min	
		FG-FGA	FT-FTA	FG-FGA	FT-FTA	Off	Def								Tot
22	WILSON, A'ja	f	3-5	0-0	0-2	2	2	4	1	6	0	2	0	1	15
41	COATES, Alaina	c	6-10	0-0	3-4	3	12	15	3	15	2	1	1	3	30
03	DAVIS, Kaela	g	3-11	1-2	7-8	1	0	1	1	14	0	1	0	0	29
10	GRAY, Allisha	g	4-8	0-1	3-4	2	3	5	1	11	4	3	1	1	30
52	HARRIS, Tyasha	g	2-3	0-1	0-0	0	4	4	0	4	5	2	1	0	32
01	PATRICK, Victoria	g	0-1	0-1	0-0	0	1	1	0	0	0	0	0	0	2
00	CUEVAS-MOORE, Bianc	g	2-6	1-2	2-2	1	1	2	1	7	0	3	0	0	26
04	CLINEY, Doniyah	g	2-6	0-2	0-2	1	1	2	3	4	1	1	0	2	20
12	BRADSHAW, Araion	g	0-0	0-0	2-2	0	0	0	1	2	0	0	0	1	2
21	HERBERT HARRIGAN,	g	1-7	0-0	0-0	2	1	3	1	2	0	0	2	0	14
	Team					0	4	4							
	<b>Totals</b>		<b>23-57</b>	<b>2-9</b>	<b>17-24</b>	<b>12</b>	<b>29</b>	<b>41</b>	<b>12</b>	<b>65</b>	<b>12</b>	<b>14</b>	<b>5</b>	<b>8</b>	<b>200</b>

1st - FG %: 7-19 36.8% 2nd: 6-14 42.9% 3rd: 5-10 50.0% 4th: 5-14 35.7% Game: 23-57 40.4% Deadball Rebounds 3,1  
 3FG %: 0-0 0.0% 1-4 25.0% 0-1 0.0% 1-4 25.0% 2-9 22.2%  
 FT %: 6-6 100.0% 4-6 66.7% 0-1 0.0% 3-6 50.0% 17-24 70.8%

Officials: Lisa Mattingly, Douglas Knight, Eric Koch  
 Technical fouls: Ole Miss-None. #5/5 South Carolina-None.  
 Attendance: 12518

Score by periods	1st	2nd	3rd	4th	Total
Ole Miss	11	11	13	11	46
#5/5 South Carolina	20	17	14	14	65

Points	In	Off	2nd	Fast	Bench
OM	30	6	4	6	7
SC	38	22	14	6	15

Last FG - OM 4th-00:14, SC 4th-01:00.  
 Largest lead - OM by 2 1st-08:52, SC by 21 4th-00:29.  
 OM led for 00:59. SC led for 38:35. Game was tied for 00:16.

Score tied - 2 times.  
 Lead changed - 2 times.



Official Basketball Box Score - Game Totals - Final Statistics  
**#5/4 South Carolina vs Georgia**  
 1/26/17 7 p.m. ET at Athens, Ga. (Stegeman Coliseum)



**#5/4 South Carolina 62 • 18-1, 8-0 SEC**

#	Player	Total		3-Ptr		Rebounds		PF	TP	A	TO	Blk	Stl	Min	
		FG-FGA	FT-FTA	FG-FGA	FT-FTA	Off	Def								Tot
22	WILSON, A'ja	f	5-13	0-0	9-14	4	7	11	1	19	3	2	2	0	35
41	COATES, Alaina	c	0-5	0-0	1-4	6	7	13	4	1	0	0	4	0	28
03	DAVIS, Kaela	g	2-11	2-6	2-6	0	3	3	3	8	1	1	0	0	28
10	GRAY, Allisha	g	7-11	1-2	3-5	1	3	4	2	18	1	1	2	2	36
52	HARRIS, Tyasha	g	0-5	0-2	0-0	0	0	0	4	0	2	0	0	2	25
01	CUEVAS-MOORE, Bianc	g	3-7	0-3	0-0	0	6	6	0	6	1	2	0	1	19
04	CLINEY, Doniyah	g	2-3	1-1	2-2	1	3	4	0	7	1	1	0	2	19
12	BRADSHAW, Araion	g	1-2	1-2	0-0	0	0	0	0	3	1	0	0	0	7
21	HERBERT HARRIGAN,	g	0-0	0-0	0-0	0	0	0	1	0	0	1	0	0	3
	Team					3	1	4							
	<b>Totals</b>		<b>20-57</b>	<b>5-16</b>	<b>17-31</b>	<b>15</b>	<b>30</b>	<b>45</b>	<b>15</b>	<b>62</b>	<b>10</b>	<b>10</b>	<b>8</b>	<b>10</b>	<b>200</b>

1st - FG %: 5-16 31.3% 2nd: 3-16 18.8% 3rd: 3-11 27.3% 4th: 9-14 64.3% Game: 20-57 35.1% Deadball Rebounds 7  
 3FG %: 1-4 25.0% 0-5 0.0% 2-4 50.0% 2-3 66.7% 5-16 31.3%  
 FT %: 0-0 0.0% 6-9 66.7% 5-14 35.7% 6-8 75.0% 17-31 54.8%

**Georgia 44 • 10-10, 2-5 SEC**

#	Player	Total		3-Ptr		Rebounds		PF	TP	A	TO	Blk	Stl	Min	
		FG-FGA	FT-FTA	FG-FGA	FT-FTA	Off	Def								Tot
04	Caliya Robinson	f	0-6	0-1	0-0	2	5	7	5	0	2	0	3	0	28
33	Mackenzie Ingram	f	4-9	0-3	2-3	1	1	2	4	10	2	2	0	3	35
03	Shanea Armbrister	g	3-8	0-0	0-0	0	4	4	0	6	0	1	0	0	15
11	Pachis Roberts	g	4-12	1-5	1-2	2	4	6	1	10	1	3	0	1	40
12	Haley Clark	g	4-6	0-0	0-0	0	5	5	2	8	3	4	0	0	37
03	Stephanie Paul	g	3-9	0-1	0-2	1	5	6	4	6	1	3	0	0	25
23	Halle Washington	g	2-4	0-0	0-1	1	2	3	4	4	0	3	1	0	17
24	Simone Costa	g	0-0	0-0	0-0	0	0	0	1	0	0	2	1	0	3
	Team					2	3	5							
	<b>Totals</b>		<b>20-54</b>	<b>1-10</b>	<b>3-8</b>	<b>9</b>	<b>29</b>	<b>38</b>	<b>21</b>	<b>44</b>	<b>9</b>	<b>18</b>	<b>5</b>	<b>4</b>	<b>200</b>

1st - FG %: 3-11 27.3% 2nd: 4-14 28.6% 3rd: 7-14 50.0% 4th: 6-15 40.0% Game: 20-54 37.0% Deadball Rebounds 0  
 3FG %: 0-1 0.0% 0-3 0.0% 0-2 0.0% 1-4 25.0% 1-10 10.0%  
 FT %: 0-0 0.0% 1-1 100.0% 1-3 33.3% 1-4 25.0% 3-8 37.5%

Officials: Bob Trammell, Kevin Pethel and Meadow Overstreet  
 Technical fouls: #5/4 South Carolina-None. Georgia-Mackenzie Ingram.  
 Attendance: 3540

Score by periods	1st	2nd	3rd	4th	Total
#5/4 South Carolina	11	12	13	26	62
Georgia	6	9	15	14	44

Points	In	Off	2nd	Fast	Bench
SC	20	13	9	6	16
UGA	18	10	5	2	10

Last FG - SC 4th-01:02, UGA 4th-00:44.  
 Largest lead - SC by 18 4th-00:25, UGA by 4 1st-07:44.  
 SC led for 31:01. UGA led for 04:21. Game was tied for 04:36.

Score tied - 2 times.  
 Lead changed - 1 time.



Official Basketball Box Score - Game Totals - Final Statistics  
**#4/4 Mississippi St. vs #5/5 South Carolina**  
 01/23/17 7 p.m. at Columbia, S.C./Colonial Life Arena



**#4/4 Mississippi St. 61 • 20-1 (6-1 SEC)**

#	Player	Total		3-Ptr		Rebounds		PF	TP	A	TO	Blk	Stl	Min	
		FG-FGA	FT-FTA	FG-FGA	FT-FTA	Off	Def								Tot
03	Breanna Richardson	f	6-12	0-0	0-1	4	3	7	1	12	2	4	0	1	29
45	Chinwe Okorie	c	2-5	0-0	0-0	7	3	10	5	4	1	1	1	1	15
00	Dominique Dillingham	g	3-8	3-4	0-0	2	0	2	3	9	3	0	1	1	31
02	Morgan William	g	2-11	0-2	0-0	0	2	2	4	4	6	1	0	3	40
35	Victoria Vivians	g	4-16	2-7	2-5	1	2	3	12	1	3	1	0	0	29
01	Blair Schaefer	g	0-3	0-2	0-0	0	0	0	0	0	0	0	0	0	6
04	Amesha Williams	g	0-0	0-0	0-0	0	1	1	0	0	0	0	0	0	3
11	Roshunda Johnson	g	3-4	1-1	1-1	1	2	3	0	8	2	0	0	1	14
13	Ketara Chapel	g	0-1	0-0	0-0	0	1	1	2	0	1	0	0	0	11
25	Taira McCowan	g	5-5	0-0	0-2	3	0	3	5	10	0	0	0	1	18
15	Zion Campbell	g	1-1	0-0	0-0	0	0	0	0	2	0	0	0	0	4
	Team					1	1	2							
	<b>Totals</b>		<b>26-66</b>	<b>6-16</b>	<b>3-9</b>	<b>19</b>	<b>15</b>	<b>34</b>	<b>23</b>	<b>61</b>	<b>16</b>	<b>9</b>	<b>3</b>	<b>8</b>	<b>200</b>

1st - FG %: 7-22 31.8



Official Basketball Box Score -- Game Totals -- Final Statistics  
**#4/6 South Carolina vs #25/- Kentucky**  
 02/02/17 7:02 pm at Memorial Coliseum - Lexington, KY



**#4/6 South Carolina 75 • 19-2, 9-1**

#	Player	Total		3-Ptr		Rebounds			PF	TP	A	TO	Blk	Stl	Min
		FG-FGA	FT-FTA	FG-FGA	FT-FTA	Off	Def	Tot							
22	WILSON, A'ja	f	8-14	0-0	4-5	4	5	9	2	20	3	3	5	0	33
41	COATES, Alaina	c	8-9	0-0	4-5	2	16	18	4	20	1	4	1	0	30
03	DAVIS, Kaela	g	3-10	1-4	0-0	0	2	2	3	7	0	3	0	3	26
10	GRAY, Alisha	g	3-6	2-5	3-3	2	3	5	0	11	2	1	1	3	28
52	HARRIS, Tyasha	g	2-5	2-4	1-2	0	1	1	1	7	5	2	0	0	27
00	PATRICK, Victoria	g	0-1	0-1	0-0	0	0	0	0	0	0	0	0	0	2
01	CUEVAS-MOORE, Bianc	g	1-5	1-3	0-0	0	0	0	3	3	2	1	0	0	22
04	CLINEY, Doniyah	g	1-1	1-1	0-0	0	1	1	2	3	6	1	0	1	17
12	BRADSHAW, Araion	g	0-0	0-0	0-0	0	0	0	1	0	0	1	0	0	3
21	HERBERT HARRIGAN,	g	2-5	0-1	0-0	0	2	2	2	4	0	1	1	0	12
	Team					2	0	2							
<b>Totals</b>			<b>28-56</b>	<b>7-19</b>	<b>12-15</b>	<b>10</b>	<b>30</b>	<b>40</b>	<b>18</b>	<b>75</b>	<b>19</b>	<b>17</b>	<b>8</b>	<b>7</b>	<b>200</b>

1st - FG %: 7-17 41.2% 2nd: 8-15 53.3% 3rd: 6-11 54.5% 4th: 7-13 53.8% Game: 28-56 50.0% Deadball Rebounds: 3  
 3FG %: 2-5 40.0% 3-6 50.0% 1-3 33.3% 1-5 20.0% 7-19 36.8% 5-14 35.7%  
 FT %: 4-6 66.7% 3-3 100.0% 2-3 66.7% 3-3 100.0% 12-15 80.0% 2-3 66.7% 18-20 90.0%

**#25/- Kentucky 63 • 15-8, 6-4**

#	Player	Total		3-Ptr		Rebounds			PF	TP	A	TO	Blk	Stl	Min
		FG-FGA	FT-FTA	FG-FGA	FT-FTA	Off	Def	Tot							
13	Akhator, Evelyn	f	3-7	0-0	1-2	3	4	7	1	7	0	4	0	2	34
45	Rice, Alyssa	f	3-5	0-0	4-5	2	0	2	3	10	0	1	0	0	22
04	Morris, Maci	g	4-16	2-7	4-4	0	1	1	5	14	2	2	0	0	30
24	Murray, Taylor	g	1-4	0-0	0-0	2	2	4	2	2	5	3	0	2	38
25	Epps, Makayla	g	8-22	2-4	5-7	2	7	9	2	23	1	2	0	0	36
20	Poffenberger, Paige	g	0-0	0-0	0-0	0	0	0	0	0	0	0	0	0	1
22	Cann, Makenzie	g	2-7	2-7	0-0	2	1	3	1	6	0	0	0	0	26
32	Roper, Jaida	g	0-1	0-1	1-2	0	1	1	1	1	1	1	0	1	13
	Team					1	1	2							
<b>Totals</b>			<b>21-62</b>	<b>6-19</b>	<b>15-20</b>	<b>12</b>	<b>17</b>	<b>29</b>	<b>15</b>	<b>63</b>	<b>9</b>	<b>14</b>	<b>0</b>	<b>5</b>	<b>200</b>

1st - FG %: 7-16 43.8% 2nd: 2-15 13.3% 3rd: 5-16 31.3% 4th: 7-15 46.7% Game: 21-62 33.9% Deadball Rebounds: 4,1  
 3FG %: 1-4 25.0% 1-4 25.0% 2-4 50.0% 2-7 28.6% 6-19 31.6%  
 FT %: 0-0 0.0% 3-5 60.0% 5-6 83.3% 7-9 77.8% 15-20 75.0%

Officials: Lisa Mattingly, Jesse Dickerson, Roy Gulbeyan  
 Technical fouls: #4/6 South Carolina-COATES, Alaina. #25/- Kentucky-None.  
 Attendance: 5533

Score by periods	1st	2nd	3rd	4th	Total
#4/6 South Carolina	20	22	15	18	<b>75</b>
#25/- Kentucky	15	8	17	23	<b>63</b>

Points	In	Off	2nd	Fast	Bench
SC	34	15	11	2	10
UK	20	15	10	4	7

Last FG - SC 4th-00:24, UK 4th-00:51.  
 Largest lead - SC by 27 3rd-02:51, UK by 1 1st-08:44.  
 SC led for 36:22. UK led for 01:17. Game was tied for 02:21.  
 Score tied - 4 times.  
 Lead changed - 4 times.



Official Basketball Box Score -- Game Totals -- Final Statistics  
**#4/6 South Carolina vs Arkansas**  
 02/05/17 1 p.m. at Fayetteville, Ark. (Bud Walton Arena)



**#4/6 South Carolina 79 • 20-2, 10-1 SEC**

#	Player	Total		3-Ptr		Rebounds			PF	TP	A	TO	Blk	Stl	Min
		FG-FGA	FT-FTA	FG-FGA	FT-FTA	Off	Def	Tot							
22	WILSON, A'ja	f	5-9	0-0	8-9	1	0	1	3	18	0	2	1	0	23
41	COATES, Alaina	c	8-11	0-0	2-2	5	14	19	3	18	4	1	1	2	30
03	DAVIS, Kaela	g	4-11	2-6	0-0	0	3	3	2	10	2	1	0	1	27
10	GRAY, Alisha	g	4-9	2-5	0-0	2	2	4	2	10	4	0	0	2	25
52	HARRIS, Tyasha	g	1-2	0-0	2-2	0	1	1	0	4	5	0	0	1	20
00	PATRICK, Victoria	g	1-1	1-1	0-0	0	0	0	0	3	0	0	0	0	5
01	CUEVAS-MOORE, Bianc	g	2-5	0-1	6-6	0	2	2	0	10	0	0	0	0	22
04	CLINEY, Doniyah	g	0-4	0-1	0-0	4	1	5	1	0	1	3	0	3	24
12	BRADSHAW, Araion	g	0-2	0-0	0-0	1	2	3	0	0	1	1	0	0	7
21	HERBERT HARRIGAN,	g	3-4	0-0	0-1	2	4	6	2	6	0	3	2	1	17
	Team					1	1	2							
<b>Totals</b>			<b>28-58</b>	<b>5-14</b>	<b>18-20</b>	<b>16</b>	<b>30</b>	<b>46</b>	<b>13</b>	<b>79</b>	<b>17</b>	<b>12</b>	<b>4</b>	<b>10</b>	<b>200</b>

1st - FG %: 8-16 50.0% 2nd: 9-17 52.9% 3rd: 6-11 54.5% 4th: 5-14 35.7% Game: 28-58 48.3% Deadball Rebounds: 1,1  
 3FG %: 2-4 50.0% 1-4 25.0% 1-2 50.0% 5-14 35.7%  
 FT %: 3-4 75.0% 3-3 100.0% 10-10 100.0% 2-3 66.7% 18-20 90.0%

**Arkansas 49 • 13-10, 2-8 SEC**

#	Player	Total		3-Ptr		Rebounds			PF	TP	A	TO	Blk	Stl	Min
		FG-FGA	FT-FTA	FG-FGA	FT-FTA	Off	Def	Tot							
00	JACKSON, JESSICA	f	1-11	0-5	0-0	2	3	5	3	2	0	1	0	0	24
10	WILLIAMS, KIARA	f	1-3	0-0	2-2	1	2	3	3	4	0	0	0	2	26
22	ZIMMERMAN, BAILEY	f	1-4	1-4	4-4	0	2	2	1	7	0	0	0	0	22
03	MONK, MALICA	g	1-10	0-1	0-0	2	3	5	4	2	2	2	1	2	32
14	MASON, JAILYN	g	1-7	1-4	0-0	0	1	1	1	3	4	2	0	0	19
02	WILSON, AALIYAH	g	6-13	3-7	1-2	1	0	1	1	16	2	4	0	0	25
04	SWENSON, KEIRYN	g	3-8	0-4	0-0	3	1	4	2	6	1	2	0	0	22
20	STOUT, SYDNEY	g	0-0	0-0	0-0	0	0	0	0	0	0	0	0	0	2
04	STOPER, DEVIN	g	1-5	1-4	0-0	1	1	2	1	3	1	1	0	0	13
35	COOLEY, ALECIA	g	3-4	0-0	0-0	2	2	4	1	6	0	0	0	0	15
	Team					3	0	3							
<b>Totals</b>			<b>18-65</b>	<b>6-29</b>	<b>7-8</b>	<b>15</b>	<b>15</b>	<b>30</b>	<b>17</b>	<b>49</b>	<b>10</b>	<b>13</b>	<b>1</b>	<b>4</b>	<b>200</b>

1st - FG %: 4-18 22.2% 2nd: 7-19 36.8% 3rd: 2-12 16.7% 4th: 5-16 31.3% Game: 18-65 27.7% Deadball Rebounds: 2  
 3FG %: 2-7 28.6% 0-4 0.0% 1-8 12.5% 3-10 30.0% 6-29 20.7%  
 FT %: 0-0 0.0% 1-2 50.0% 4-4 100.0% 2-2 100.0% 7-8 87.5%

Officials: Cameron Inouye, Douglas Knight, Laura C Morris  
 Technical fouls: #4/6 South Carolina-None. Arkansas-None.  
 Attendance: 1650  
 Estimated Actual Attendance: 919

Score by periods	1st	2nd	3rd	4th	Total
#4/6 South Carolina	21	22	23	13	<b>79</b>
Arkansas	10	15	9	15	<b>49</b>

Points	In	Off	2nd	Fast	Bench
SC	40	22	15	9	19
AR	18	15	15	2	31

Last FG - SC 4th-00:43, AR 4th-02:59.  
 Largest lead - SC by 33 4th-07:53, AR None.  
 SC led for 38:35. AR led for 00:00. Game was tied for 01:25.  
 Score tied - 0 times.  
 Lead changed - 0 times.



Official Basketball Box Score -- Game Totals -- Final Statistics  
**Auburn vs #6/6 South Carolina**  
 02/09/17 7 p.m. at Columbia, S.C./Colonial Life Arena



**Auburn 41 • 15-10 (5-6 SEC)**

#	Player	Total		3-Ptr		Rebounds			PF	TP	A	TO	Blk	Stl	Min
		FG-FGA	FT-FTA	FG-FGA	FT-FTA	Off	Def	Tot							
15	Jones, Jazmine	f	0-2	0-0	1-2	2	1	3	2	1	1	1	1	2	19
23	Jones, Jessica	f	2-7	0-0	0-0	3	1	4	2	4	1	1	0	2	33
10	Montgomery, Brandy	g	0-5	0-3	0-0	2	0	2	0	0	0	1	0	1	23
13	Frerking, Katie	g	5-10	2-3	2-2	0	1	1	0	14	5	1	1	1	27
33	Mckay, Jariah	g	1-6	1-2	0-0	0	0	0	0	3	1	0	0	0	15
00	Alexander, Daisa	g	0-1	0-1	0-0	0	1	1	1	0	0	1	0	0	7
01	Johnson, Tyra	g	4-9	2-5	0-0	0	1	1	1	10	0	1	0	1	19
03	Sanders, Erica	g	0-0	0-0	0-0	1	1	2	4	0	1	1	0	0	15
05	Jones, Emari	g	1-5	1-3	1-2	0	0	0	1	4	1	1	1	1	18
14	Lewis, Tiffany	g	1-1	1-1	2-2	0	0	0	0	5	0	1	0	0	15
40	Dieng, Khady	g	0-1	0-0	0-0	0	1	1	0	0	0	0	0	0	9
	Team					2	4	6							
<b>Totals</b>			<b>14-47</b>	<b>7-18</b>	<b>6-8</b>	<b>10</b>	<b>11</b>	<b>21</b>	<b>11</b>	<b>41</b>	<b>10</b>	<b>10</b>	<b>3</b>	<b>8</b>	<b>200</b>

1st - FG %: 4-16 25.0% 2nd: 2-12 16.7% 3rd: 3-12 25.0% 4th: 5-7 71.4% Game: 14-47 29.8% Deadball Rebounds: 2  
 3FG %: 1-3 33.3% 1-6 16.7% 2-5 40.



**2016-17 South Carolina Basketball**  
**South Carolina Game-by-Game Highs (as of Feb 09, 2017)**  
**All games**



Opponent	Date	Score	Points	Rebounds	Assists	Steals	Blocked shots
at #7/6 Ohio State	11/14/16	92-80	37-DAVIS, Kaela	13-COATES, Alaina	5-DAVIS, Kaela	3-DAVIS, Kaela	3-WILSON, A'ja
HAMPTON	11/20/16	92-38	28-COATES, Alaina	16-COATES, Alaina	5-DAVIS, Kaela	2-CUEVAS-MOORE, GRAY, Allisha CLINEY, Donyiah BRADSHAW, Araion	2-HERBERT HARRI COATES, Alaina WILSON, A'ja
MAINE	11/21/16	79-42	14-WILSON, A'ja	14-COATES, Alaina	4-CLINEY, Donyiah	2-CLINEY, Donyiah CUEVAS-MOORE,	4-WILSON, A'ja
SAINT PETER'S	11/22/16	93-38	16-COATES, Alaina	8-GRAY, Allisha CLINEY, Donyiah	5-GRAY, Allisha	5-CUEVAS-MOORE,	2-HERBERT HARRI WILSON, A'ja
vs #4/4 Louisville	11/27/16	83-59	17-COATES, Alaina GRAY, Allisha WILSON, A'ja	14-COATES, Alaina	6-HARRIS, Tyasha	4-COATES, Alaina	2-WILSON, A'ja
at #14/15 Texas	12/01/16	76-67	31-WILSON, A'ja	12-WILSON, A'ja	2-HERBERT HARRI CUEVAS-MOORE,	3-WILSON, A'ja HARRIS, Tyasha	4-WILSON, A'ja
at Duke	12/04/16	63-74	18-WILSON, A'ja	6-DAVIS, Kaela GRAY, Allisha WILSON, A'ja	6-GRAY, Allisha	2-DAVIS, Kaela CUEVAS-MOORE,	2-COATES, Alaina
MINNESOTA	12/11/16	98-58	22-DAVIS, Kaela	11-COATES, Alaina	7-GRAY, Allisha	2-WILSON, A'ja GRAY, Allisha CUEVAS-MOORE,	4-COATES, Alaina
CLEMSON	12/15/16	83-61	20-WILSON, A'ja	10-WILSON, A'ja COATES, Alaina	4-CUEVAS-MOORE, WILSON, A'ja DAVIS, Kaela	2-COATES, Alaina GRAY, Allisha	4-COATES, Alaina
#9/9 UCLA	12/18/16	66-57	20-COATES, Alaina	14-COATES, Alaina	2-GRAY, Allisha DAVIS, Kaela	2-DAVIS, Kaela	3-HERBERT HARRI
at Savannah State	12/21/16	70-30	18-WILSON, A'ja	7-COATES, Alaina CLINEY, Donyiah	5-CUEVAS-MOORE,	5-GRAY, Allisha	3-HERBERT HARRI
ALABAMA	01/01/17	93-45	23-WILSON, A'ja	11-COATES, Alaina	6-HARRIS, Tyasha	3-COATES, Alaina	4-HERBERT HARRI
at Auburn	01/05/17	73-47	21-DAVIS, Kaela	11-WILSON, A'ja	7-CUEVAS-MOORE,	1-WILSON, A'ja HARRIS, Tyasha COATES, Alaina DAVIS, Kaela	2-HERBERT HARRI WILSON, A'ja COATES, Alaina
at Florida	01/08/17	81-62	23-WILSON, A'ja	13-COATES, Alaina WILSON, A'ja	2-COATES, Alaina WILSON, A'ja GRAY, Allisha HARRIS, Tyasha	4-GRAY, Allisha	3-WILSON, A'ja
GEORGIA	01/12/17	66-63	25-CUEVAS-MOORE,	11-COATES, Alaina	3-HARRIS, Tyasha CUEVAS-MOORE,	4-HARRIS, Tyasha	1-PATRICK, Victoria
at LSU	01/15/17	84-61	24-COATES, Alaina	11-COATES, Alaina	3-DAVIS, Kaela CUEVAS-MOORE, HARRIS, Tyasha	3-CLINEY, Donyiah	3-GRAY, Allisha
OLE MISS	01/19/17	65-46	15-COATES, Alaina	15-COATES, Alaina	5-HARRIS, Tyasha	3-COATES, Alaina	2-HERBERT HARRI
#4/4 MISSISSIPPI ST.	01/23/17	64-61	26-WILSON, A'ja	12-COATES, Alaina	3-COATES, Alaina HARRIS, Tyasha	2-WILSON, A'ja GRAY, Allisha	3-WILSON, A'ja
at Georgia	01/26/17	62-44	19-WILSON, A'ja	13-COATES, Alaina	3-WILSON, A'ja	3-COATES, Alaina	4-COATES, Alaina
TENNESSEE	01/30/17	74-76	18-CUEVAS-MOORE,	9-COATES, Alaina	6-HARRIS, Tyasha	2-CLINEY, Donyiah	2-WILSON, A'ja
at #25/- Kentucky	02/02/17	75-63	20-COATES, Alaina WILSON, A'ja	18-COATES, Alaina	6-CLINEY, Donyiah	3-GRAY, Allisha DAVIS, Kaela	5-WILSON, A'ja
at Arkansas	02/05/17	79-49	18-WILSON, A'ja COATES, Alaina	19-COATES, Alaina	5-HARRIS, Tyasha	3-CLINEY, Donyiah	2-HERBERT HARRI
AUBURN	02/09/17	60-41	17-WILSON, A'ja	9-COATES, Alaina	6-GRAY, Allisha	3-HARRIS, Tyasha	2-HERBERT HARRI HARRIS, Tyasha



**2016-17 South Carolina Basketball**  
**South Carolina Points-Rebounds-Assists (as of Feb 09, 2017)**  
**All games**



Opponent	Date	Score		00	01	03	04	10	12	15
				PATRICK,VI	CUEVAS-MOO	DAVIS,KAEI	CLINEY,DON	GRAY,ALLIS	BRADSHAW,A	DAVIS,TIFF
at #7/6 Ohio State	11/14/16	92-80	w	0-0-0	9-2-2	37-10-5	0-1-0	24-7-3	0-0-0	0-0-0
HAMPTON	11/20/16	92-38	w	4-2-1	4-1-1	3-7-5	2-1-0	16-1-4	0-1-1	4-2-0
MAINE	11/21/16	79-42	w	3-1-0	7-1-2	10-3-3	4-4-4	10-3-3	0-0-1	2-2-1
SAINT PETER'S	11/22/16	93-38	w	3-0-1	11-3-3	14-3-3	3-8-1	13-8-5	3-0-1	0-3-1
vs #4/4 Louisville	11/27/16	83-59	w	0-0-0	4-1-3	13-8-1	3-4-0	17-3-0	0-0-0	1-2-0
at #14/15 Texas	12/01/16	76-67	w	DNP	7-0-2	12-3-1	0-0-0	8-4-0	DNP	DNP
at Duke	12/04/16	63-74	L	DNP	9-2-2	14-6-2	0-0-0	11-6-6	DNP	0-1-0
MINNESOTA	12/11/16	98-58	w	3-0-0	6-2-1	22-3-4	6-8-3	18-5-7	3-2-2	0-1-0
CLEMSON	12/15/16	83-61	w	0-0-0	4-2-4	17-3-4	7-9-1	8-2-1	0-1-1	0-0-0
#9/9 UCLA	12/18/16	66-57	w	DNP	10-5-1	2-4-2	6-4-0	11-3-2	DNP	DNP
at Savannah State	12/21/16	70-30	w	4-2-2	3-3-5	6-4-3	3-7-0	12-4-4	2-1-1	DNP
ALABAMA	01/01/17	93-45	w	3-2-0	9-1-1	16-3-2	1-5-1	7-2-2	1-3-2	3-0-0
at Auburn	01/05/17	73-47	w	3-0-0	19-2-7	21-5-2	3-1-6	5-4-2	DNP	0-0-0
at Florida	01/08/17	81-62	w	0-0-0	3-2-1	10-6-1	1-1-0	18-6-2	0-0-0	DNP
GEORGIA	01/12/17	66-63	w	0-0-0	25-2-3	4-3-2	0-4-1	14-7-1	DNP	DNP
at LSU	01/15/17	84-61	w	0-0-0	17-2-3	8-2-3	3-1-0	21-5-2	3-1-0	DNP
OLE MISS	01/19/17	65-46	w	0-1-0	7-2-0	14-1-0	4-2-1	11-5-4	2-0-0	DNP
#4/4 MISSISSIPPI ST.	01/23/17	64-61	w	DNP	2-1-0	4-0-1	1-0-0	17-7-1	DNP	DNP
at Georgia	01/26/17	62-44	w	DNP	6-6-1	8-3-1	7-4-1	18-4-1	3-0-1	DNP
TENNESSEE	01/30/17	74-76	L	DNP	18-3-0	15-2-0	0-1-0	14-8-1	0-0-0	DNP
at #25/- Kentucky	02/02/17	75-63	w	0-0-0	3-0-2	7-2-0	3-1-6	11-5-2	0-0-0	DNP
at Arkansas	02/05/17	79-49	w	3-0-0	10-2-0	10-3-2	0-5-1	10-4-4	0-3-1	DNP
AUBURN	02/09/17	60-41	w	0-0-0	0-1-0	11-0-5	2-1-1	9-3-6	0-1-0	DNP

Opponent	Date	Score		21	22	41	52
				HERBERT HA	WILSON,A'J	COATES,ALA	HARRIS,TYA
at #7/6 Ohio State	11/14/16	92-80	w	4-5-0	5-3-0	10-13-3	3-0-3
HAMPTON	11/20/16	92-38	w	8-7-2	20-7-2	28-16-1	3-2-2
MAINE	11/21/16	79-42	w	13-8-2	14-3-2	12-14-0	4-2-3
SAINT PETER'S	11/22/16	93-38	w	9-4-0	14-5-4	16-7-2	7-0-1
vs #4/4 Louisville	11/27/16	83-59	w	11-2-1	17-5-5	17-14-1	0-0-6
at #14/15 Texas	12/01/16	76-67	w	2-4-2	31-12-0	6-7-0	10-1-0
at Duke	12/04/16	63-74	L	0-3-1	18-6-0	8-5-2	3-1-1
MINNESOTA	12/11/16	98-58	w	5-3-2	10-6-2	16-11-2	9-1-6
CLEMSON	12/15/16	83-61	w	8-5-0	20-10-4	19-10-3	0-1-0
#9/9 UCLA	12/18/16	66-57	w	2-7-0	13-13-0	20-14-0	2-1-1
at Savannah State	12/21/16	70-30	w	3-6-0	18-3-1	9-7-2	10-5-1
ALABAMA	01/01/17	93-45	w	4-5-1	23-9-2	19-11-1	7-1-6
at Auburn	01/05/17	73-47	w	2-4-0	10-11-1	5-6-0	5-3-2
at Florida	01/08/17	81-62	w	7-3-0	23-13-2	14-13-2	5-2-2
GEORGIA	01/12/17	66-63	w	0-2-0	DNP	12-11-1	11-4-3
at LSU	01/15/17	84-61	w	2-2-0	DNP	24-11-2	6-4-3
OLE MISS	01/19/17	65-46	w	2-3-0	6-4-0	15-15-2	4-4-5
#4/4 MISSISSIPPI ST.	01/23/17	64-61	w	0-0-0	26-9-2	9-12-3	5-1-3
at Georgia	01/26/17	62-44	w	0-0-0	19-11-3	1-13-0	0-0-2
TENNESSEE	01/30/17	74-76	L	0-1-0	14-4-1	7-9-2	6-1-6
at #25/- Kentucky	02/02/17	75-63	w	4-2-0	20-9-3	20-18-1	7-1-5
at Arkansas	02/05/17	79-49	w	6-6-0	18-1-0	18-19-4	4-1-5
AUBURN	02/09/17	60-41	w	2-2-0	17-6-1	16-9-1	3-2-4





**2016-17 South Carolina Basketball**  
 South Carolina Team Game-by-Game Comparison (as of Feb 09, 2017)  
 All games



Opponent	1st	2nd	Score	Mar	Total FG	FG Pct	3-Pointers	3FG Pct	Free Throws	FT Pct	Rebounds	Assist	T/Over	Block	Steal	Fouls	
#17/6 Ohio State	44/39	48/41	92-80	+12	31-64/28-70	.484/.400	4-11/7-27	.364/.259	26-41/17-24	.634/.708	48/36	+12	16/10	17/17	5/5	9/2	22/29
HAMPPTON	53/26	39/12	92-38	+54	29-70/14-58	.414/.241	6-21/4-15	.286/.267	28-35/6-12	.800/.500	50/36	+14	19/9	9/24	8/3	12/3	12/26
MAINE	43/19	36/23	79-42	+37	33-59/15-56	.559/.268	3-14/5-22	.214/.227	10-16/7-9	.625/.778	42/27	+15	21/9	10/13	5/2	7/4	11/15
SAINT PETER'S	64/21	29/17	93-38	+55	37-66/16-54	.561/.296	10-24/4-20	.417/.200	9-17/7-2	.529/1000	44/24	+20	22/6	13/22	7/1	17/11	4/14
#44/4 Louisville	37/29	46/30	83-59	+24	27-60/23-60	.450/.383	5-17/6-18	.294/.333	24-31/7-10	.774/.700	46/29	+17	17/14	13/17	4/5	7/3	19/27
#14/15 Texas	33/30	43/37	76-67	+9	22-52/28-68	.423/.412	2-10/4-13	.200/.308	30-40/7-14	.750/.500	37/40	(3)	5/13	13/17	6/9	10/5	18/29
Duke	29/36	34/38	63-74	(11)	24-57/30-60	.421/.500	6-23/5-12	.261/.417	9-14/9-11	.643/.818	33/30	+3	14/8	19/16	3/3	6/14	11/15
MINNESOTA	57/27	41/31	98-58	+40	36-72/18-63	.528/.286	16-33/10-32	.485/.313	6-10/12-18	.600/.667	45/38	+7	29/12	11/14	9/3	9/6	17/17
CLEMSON	38/28	45/33	83-61	+22	31-67/21-61	.463/.344	4-14/2-11	.286/.182	17-25/17-23	.680/.739	49/30	+19	18/5	13/11	11/2	6/5	19/20
#9/9 UCLA	26/26	40/31	66-57	+9	22-66/22-78	.333/.282	1-3/4-27	.333/.148	21-32/9-17	.656/.529	54/47	+7	6/9	15/9	5/7	4/11	14/27
Savannah State	39/12	31/18	70-30	+40	30-62/11-51	.484/.216	6-16/4-16	.375/.250	8-16/5-5	.500/1000	50/25	+25	19/3	10/16	6/1	12/7	9/9
ALABAMA	41/22	52/23	93-45	+48	34-64/16-59	.531/.271	14-28/3-18	.500/.167	19-26/9-12	.731/.750	44/27	+17	18/9	14/22	10/4	12/6	18/21
Auburn	41/25	32/22	73-47	+26	28-56/16-58	.500/.276	6-18/4-10	.333/.400	3-4/12-15	.750/.800	37/32	+5	20/6	15/11	6/1	4/4	19/11
Florida	47/24	34/38	81-62	+19	30-69/23-63	.435/.365	6-18/7-15	.333/.467	15-23/12-20	.652/.600	48/42	+6	10/11	14/22	6/2	13/6	22/22
GEORGIA	30/27	36/36	66-63	+3	22-60/24-57	.367/.421	5-12/1-6	.417/.167	16-22/8-14	.727/.571	34/40	(6)	11/19	11/18	1/4	13/4	14/22
LSU	49/36	35/25	84-61	+23	29-51/26-60	.569/.433	2-9/2-9	.222/.222	21-26/8-16	.808/.500	31/30	+1	13/8	16/18	4/1	12/8	15/19
OLE MISS	37/22	28/24	65-46	+19	23-57/19-52	.404/.365	3-13/6-16	.231/.375	17-24/6-14	.708/.429	41/31	+10	12/12	14/18	5/3	8/6	12/20
#41/4 MISSISSIPPI ST.	28/35	36/26	64-61	+3	20-42/26-66	.476/.394	5-16/1-10	.313/.100	21-28/3-9	.750/.333	33/34	(1)	10/16	14/9	5/3	5/8	17/23
Georgia	23/15	39/29	62-44	+18	20-57/20-54	.351/.370	5-14/3-8	.357/.375	17-31/3-8	.548/.375	45/38	+7	10/9	10/18	8/5	10/4	15/21
TENNESSEE	36/39	38/37	74-76	(2)	28-61/29-59	.459/.492	7-19/6-19	.368/.316	13-17/15-21	.765/.714	38/28	+8	10/14	13/9	2/2	5/7	21/15
#25/- Kentucky	42/23	33/40	75-63	+12	28-56/21-62	.500/.339	5-14/6-29	.357/.207	12-15/15-20	.800/.750	40/29	+11	19/9	17/14	8/0	7/5	18/15
Arkansas	43/25	36/24	79-49	+30	28-58/18-65	.483/.277	5-14/7-18	.357/.389	18-20/7-8	.900/.875	46/30	+16	17/10	12/13	4/1	10/4	13/17
AUBURN	29/16	31/25	60-41	+19	25-44/14-47	.568/.298			5-8/6-8	.625/.750	30/21	+9	18/10	14/10	7/3	3/8	10/11

Note: Game totals are displayed in the format TEAM/OPPONENT for each category



**2016-17 South Carolina Basketball**  
**South Carolina Combined Team Statistics (as of Feb 02, 2017)**  
**vs. Ranked**



<b>RECORD:</b>	<b>OVERALL</b>	<b>HOME</b>	<b>AWAY</b>	<b>NEUTRAL</b>
ALL GAMES	6-0	2-0	3-0	1-0
CONFERENCE	2-0	1-0	1-0	0-0
NON-CONFERENCE	4-0	1-0	2-0	1-0

##	Player	gp-gs	min	avg	Total		3-Point		F-Throw		Rebounds			pf	dq	a	to	blk	stl	pts	avg			
					fg-fga	fg%	3fg-fga	3fg%	ft-fa	ft%	off	def	tot											
22	WILSON, A'ja	6-6	179	29.8	42-74	.568	0-0	.000	28-40	.700	18	33	51	8.5	16	1	10	22	18	6	112	18.7		
10	GRAY, Allisha	6-6	184	30.7	31-58	.534	6-17	.353	20-29	.690	7	22	29	4.8	12	0	8	5	1	7	88	14.7		
41	COATES, Alaina	6-6	169	28.2	25-42	.595	0-0	.000	32-43	.744	22	56	78	13.0	19	0	8	12	7	4	82	13.7		
03	DAVIS, Kaela	6-6	178	29.7	23-69	.333	10-26	.385	19-22	.864	3	24	27	4.5	14	0	10	20	0	11	75	12.5		
01	CUEVAS-MOORE, Bia	6-4	124	20.7	11-44	.250	2-11	.182	11-14	.786	2	7	9	1.5	17	0	10	8	0	6	35	5.8		
52	HARRIS, Tyasha	6-2	159	26.5	7-23	.304	3-13	.231	10-16	.625	1	3	4	0.7	8	0	18	9	1	3	27	4.5		
21	HERBERT HARRIGAN	6-0	93	15.5	9-19	.474	0-1	.000	5-7	.714	5	15	20	3.3	10	0	3	8	6	3	23	3.8		
04	CLINEY, Doniyah	6-0	90	15.0	2-8	.250	1-3	.333	8-14	.571	4	6	10	1.7	11	0	6	4	0	2	13	2.2		
15	DAVIS, Tiffany	2-0	10	5.0	0-1	.000	0-1	.000	1-2	.500	0	2	2	1.0	0	0	0	0	0	0	1	0.5		
12	BRADSHAW, Araion	3-0	8	2.7	0-1	.000	0-0	.000	0-0	.000	0	0	0	0.0	1	0	0	1	0	0	0	0.0		
00	PATRICK, Victoria	3-0	6	2.0	0-1	.000	0-1	.000	0-0	.000	0	0	0	0.0	0	0	0	0	0	0	0	0.0		
Team											15	13	28											
Total.....		6	1200		150-340	.441	22-73	.301	134-187	.717	77	181	258	43.0	108	1	73	89	33	42	456	76.0		
Opponents.....		6	1200		148-404	.366	33-120	.275	58-94	.617	88	127	215	35.8	150	10	71	83	29	34	387	64.5		

<b>TEAM STATISTICS</b>	<b>SC</b>	<b>OPP</b>
SCORING	456	387
Points per game	76.0	64.5
Scoring margin	+11.5	-
FIELD GOALS-ATT	150-340	148-404
Field goal pct	.441	.366
3 POINT FG-ATT	22-73	33-120
3-point FG pct	.301	.275
3-pt FG made per game	3.7	5.5
FREE THROWS-ATT	134-187	58-94
Free throw pct	.717	.617
F-Throws made per game	22.3	9.7
REBOUNDS	258	215
Rebounds per game	43.0	35.8
Rebounding margin	+7.2	-
ASSISTS	73	71
Assists per game	12.2	11.8
TURNOVERS	89	83
Turnovers per game	14.8	13.8
Turnover margin	-1.0	-
Assist/turnover ratio	0.8	0.9
STEALS	42	34
Steals per game	7.0	5.7
BLOCKS	33	29
Blocks per game	5.5	4.8
ATTENDANCE	26487	17358
Home games-Avg/Game	2-13244	3-5182
Neutral site-Avg/Game	-	1-1812

<b>Date</b>	<b>Opponent</b>		<b>Score</b>	<b>Att.</b>
11/14/16	at #7/6 Ohio State	w	92-80	6683
@ 11/27/16	vs #4/4 Louisville	w	83-59	1812
12/01/16	at #14/15 Texas	w	76-67	3330
12/18/16	#9/9 UCLA	w	66-57	13367
* 01/23/17	#4/4 MISSISSIPPI ST.	w	64-61	13120
* 02/02/17	at #25/- Kentucky	w	75-63	5533

\* = Conference game  
 @ = Basketball Hall of Fame Women's Challenge (Columbia, S.C./Springfield, Mass.)

<b>Score by Periods</b>	<b>1st</b>	<b>2nd</b>	<b>3rd</b>	<b>4th</b>	<b>Totals</b>
South Carolina	90	120	131	115	456
Opponents	96	86	96	109	387



**2016-17 South Carolina Basketball**  
**South Carolina Combined Team Statistics (as of Feb 09, 2017)**  
**Conference games**



<b>RECORD:</b>	<b>OVERALL</b>	<b>HOME</b>	<b>AWAY</b>	<b>NEUTRAL</b>
ALL GAMES	11-1	5-1	6-0	0-0
CONFERENCE	11-1	5-1	6-0	0-0
NON-CONFERENCE	0-0	0-0	0-0	0-0

##	Player	gp-gs	min	avg	Total		3-Point		F-Throw		Rebounds			pf	dq	a	to	blk	stl	pts	avg	
					fg-fga	fg%	3fg-fga	3fg%	ft-fga	ft%	off	def	tot									
22	WILSON, A'ja	10-10	277	27.7	67-109	.615	0-1	.000	42-58	.724	30	47	77	7.7	23	0	15	23	22	7	176	17.6
41	COATES, Alaina	12-12	349	29.1	63-95	.663	0-0	.000	34-52	.654	39	108	147	12.3	32	0	19	17	16	18	160	13.3
10	GRAY, Alisha	12-12	353	29.4	53-106	.500	17-43	.395	32-40	.800	26	34	60	5.0	27	1	28	20	9	19	155	12.9
03	DAVIS, Kaela	12-12	317	26.4	43-136	.316	18-56	.321	24-30	.800	7	23	30	2.5	30	0	19	22	0	13	128	10.7
01	CUEVAS-MOORE, Bia	12-1	288	24.0	39-87	.448	16-33	.485	25-31	.806	4	20	24	2.0	16	0	18	19	0	9	119	9.9
52	HARRIS, Tyasha	12-12	344	28.7	22-58	.379	10-34	.294	9-12	.750	1	23	24	2.0	22	0	46	21	5	16	63	5.3
21	HERBERT HARRIGAN	12-1	154	12.8	14-39	.359	0-1	.000	1-3	.333	9	21	30	2.5	19	1	1	17	13	2	29	2.4
04	CLINEY, Doniyah	12-0	218	18.2	8-26	.308	3-10	.300	6-12	.500	12	14	26	2.2	17	0	18	16	0	16	25	2.1
15	DAVIS, Tiffany	2-0	11	5.5	1-2	.500	1-2	.500	0-0	.000	0	0	0	0.0	0	0	0	0	0	0	3	1.5
12	BRADSHAW, Araion	9-0	44	4.9	2-9	.222	2-5	.400	3-4	.750	2	6	8	0.9	6	0	4	5	0	1	9	1.0
00	PATRICK, Victoria	9-0	45	5.0	3-8	.375	2-6	.333	1-2	.500	0	3	3	0.3	2	0	0	0	1	1	9	1.0
Team											16	20	36				4					
Total.....		12	2400		315-675	.467	69-191	.361	177-244	.725	146	319	465	38.8	194	2	168	164	66	102	876	73.0
Opponents.....		12	2400		252-702	.359	50-174	.287	104-165	.630	146	236	382	31.8	217	6	133	182	29	70	658	54.8

<b>TEAM STATISTICS</b>	<b>SC</b>	<b>OPP</b>	<b>Date</b>	<b>Opponent</b>	<b>Score</b>	<b>Att.</b>
SCORING	876	658	* 01/01/17	ALABAMA	w 93-45	12069
Points per game	73.0	54.8	* 01/05/17	at Auburn	w 73-47	2144
Scoring margin	+18.2	-	* 01/08/17	at Florida	w 81-62	2232
FIELD GOALS-ATT	315-675	252-702	* 01/12/17	GEORGIA	w 66-63	12043
Field goal pct	.467	.359	* 01/15/17	at LSU	w 84-61	2840
3 POINT FG-ATT	69-191	50-174	* 01/19/17	OLE MISS	w 65-46	12518
3-point FG pct	.361	.287	* 01/23/17	#4/4 MISSISSIPPI ST.	w 64-61	13120
3-pt FG made per game	5.8	4.2	* 01/26/17	at Georgia	w 62-44	3540
FREE THROWS-ATT	177-244	104-165	* 01/30/17	TENNESSEE	L 74-76	13690
Free throw pct	.725	.630	* 02/02/17	at #25/- Kentucky	w 75-63	5533
F-Throws made per game	14.8	8.7	* 02/05/17	at Arkansas	w 79-49	1650
REBOUNDS	465	382	* 02/09/17	AUBURN	w 60-41	13360
Rebounds per game	38.8	31.8				
Rebounding margin	+6.9	-				
ASSISTS	168	133	* = Conference game			
Assists per game	14.0	11.1	@ = Basketball Hall of Fame Women's Challenge (Columbia, S.C./Springfield, Mass.)			
TURNOVERS	164	182				
Turnovers per game	13.7	15.2				
Turnover margin	+1.5	-				
Assist/turnover ratio	1.0	0.7				
STEALS	102	70				
Steals per game	8.5	5.8				
BLOCKS	66	29				
Blocks per game	5.5	2.4				
ATTENDANCE	76800	17939				
Home games-Avg/Game	6-12800	6-2990				
Neutral site-Avg/Game	-	0-0				

<b>Score by Periods</b>	<b>1st</b>	<b>2nd</b>	<b>3rd</b>	<b>4th</b>	<b>Totals</b>
South Carolina	251	195	219	211	876
Opponents	146	163	162	187	658



**2016-17 South Carolina Basketball**  
**South Carolina Combined Team Statistics (as of Feb 09, 2017)**  
**All games**



<b>RECORD:</b>	<b>OVERALL</b>	<b>HOME</b>	<b>AWAY</b>	<b>NEUTRAL</b>
ALL GAMES	21-2	11-1	9-1	1-0
CONFERENCE	11-1	5-1	6-0	0-0
NON-CONFERENCE	10-1	6-0	3-1	1-0

##	Player	gp-gs	min	avg	Total		3-Point		F-Throw		Rebounds			pf	dq	a	to	blk	stl	pts	avg	
					fg-fga	fg%	3fg-fga	3fg%	ft-fga	ft%	off	def	tot									
22	WILSON, A'ja	21-21	557	26.5	135-232	.582	0-1	.000	86-122	.705	56	94	150	7.1	49	1	35	48	46	18	356	17.0
41	COATES, Alaina	23-23	635	27.6	124-185	.670	0-0	.000	73-109	.670	81	184	265	11.5	53	0	35	31	35	29	321	14.0
10	GRAY, Alisha	23-23	640	27.8	109-216	.505	29-84	.345	56-75	.747	41	65	106	4.6	46	1	63	30	14	34	303	13.2
03	DAVIS, Kaela	23-22	623	27.1	93-267	.348	43-116	.371	49-62	.790	23	61	84	3.7	50	1	52	47	0	26	278	12.1
01	CUEVAS-MOORE, Bia	23-11	498	21.7	65-164	.396	24-61	.393	39-53	.736	9	37	46	2.0	36	0	44	34	2	31	193	8.4
52	HARRIS, Tyasha	23-13	565	24.6	41-102	.402	16-53	.302	16-24	.667	3	35	38	1.7	31	0	70	37	7	20	114	5.0
21	HERBERT HARRIGAN	23-1	362	15.7	38-94	.404	0-3	.000	18-27	.667	28	56	84	3.7	35	2	11	32	27	9	94	4.1
04	CLINEY, Doniyah	23-1	415	18.0	18-50	.360	4-15	.267	19-33	.576	30	42	72	3.1	32	0	27	27	1	25	59	2.6
00	PATRICK, Victoria	17-0	111	6.5	8-26	.308	7-21	.333	3-7	.429	2	6	8	0.5	4	0	4	3	2	3	26	1.5
12	BRADSHAW, Araion	17-0	119	7.0	5-19	.263	4-10	.400	3-4	.750	4	9	13	0.8	13	0	11	9	0	5	17	1.0
15	DAVIS, Tiffany	10-0	75	7.5	3-15	.200	1-10	.100	3-5	.600	2	9	11	1.1	1	0	2	4	1	1	10	1.0
Team											41	45	86				5					
Total.....		23	4600		639-1370	.466	128-374	.342	365-521	.701	320	643	963	41.9	350	5	354	307	135	201	1771	77.0
Opponents.....		23	4600		478-1381	.346	104-386	.269	202-310	.652	284	460	744	32.3	445	15	231	358	70	141	1262	54.9

<b>TEAM STATISTICS</b>	<b>SC</b>	<b>OPP</b>	<b>Date</b>	<b>Opponent</b>	<b>Score</b>	<b>Att.</b>
SCORING	1771	1262	11/14/16	at #7/6 Ohio State	w 92-80	6683
Points per game	77.0	54.9	@ 11/20/16	HAMPTON	w 92-38	11795
Scoring margin	+22.1	-	@ 11/21/16	MAINE	w 79-42	11057
FIELD GOALS-ATT	639-1370	478-1381	@ 11/22/16	SAINT PETER'S	w 93-38	11455
Field goal pct	.466	.346	@ 11/27/16	vs #4/4 Louisville	w 83-59	1812
3 POINT FG-ATT	128-374	104-386	12/01/16	at #14/15 Texas	w 76-67	3330
3-point FG pct	.342	.269	12/04/16	at Duke	L 63-74	6036
3-pt FG made per game	5.6	4.5	12/11/16	MINNESOTA	w 98-58	12461
FREE THROWS-ATT	365-521	202-310	12/15/16	CLEMSON	w 83-61	11916
Free throw pct	.701	.652	12/18/16	#9/9 UCLA	w 66-57	13367
F-Throws made per game	15.9	8.8	12/21/16	at Savannah State	w 70-30	1411
REBOUNDS	963	744	* 01/01/17	ALABAMA	w 93-45	12069
Rebounds per game	41.9	32.3	* 01/05/17	at Auburn	w 73-47	2144
Rebounding margin	+9.5	-	* 01/08/17	at Florida	w 81-62	2232
ASSISTS	354	231	* 01/12/17	GEORGIA	w 66-63	12043
Assists per game	15.4	10.0	* 01/15/17	at LSU	w 84-61	2840
TURNOVERS	307	358	* 01/19/17	OLE MISS	w 65-46	12518
Turnovers per game	13.3	15.6	* 01/23/17	#4/4 MISSISSIPPI ST.	w 64-61	13120
Turnover margin	+2.2	-	* 01/26/17	at Georgia	w 62-44	3540
Assist/turnover ratio	1.2	0.6	* 01/30/17	TENNESSEE	L 74-76	13690
STEALS	201	141	* 02/02/17	at #25/- Kentucky	w 75-63	5533
Steals per game	8.7	6.1	* 02/05/17	at Arkansas	w 79-49	1650
BLOCKS	135	70	* 02/09/17	AUBURN	w 60-41	13360
Blocks per game	5.9	3.0				
ATTENDANCE	148851	37211				
Home games-Avg/Game	12-12404	10-3540				
Neutral site-Avg/Game	-	1-1812				

\* = Conference game  
 @ = Basketball Hall of Fame Women's Challenge (Columbia, S.C./Springfield, Mass.)

<b>Score by Periods</b>	<b>1st</b>	<b>2nd</b>	<b>3rd</b>	<b>4th</b>	<b>Totals</b>
South Carolina	464	445	457	405	1771
Opponents	293	309	317	343	1262