



# 2015-16 Women's Basketball SOUTH CAROLINA

Assoc. Media Relations Director: Diana Koval | Office: 803.777.7977 | Cell: 314.369.6050 | Email: dkoval@mailbox.sc.edu | Twitter: @DianaKovalSID  
Website: www.GamecocksOnline.com | Twitter: @GamecockWBB | Instagram: @GamecockWBB | Facebook: @GamecockWBB

Game 14

Jan. 7, 2016 • 8 p.m. (CT) • Nashville, Tenn. • Memorial Gymnasium (14,326)

**South Carolina Gamecocks**  
13-0, 1-0 SEC



vs.



**Vanderbilt Commodores**  
11-3, 1-0 SEC

Ranking: 2/2 (AP/Coaches)

Head Coach: Dawn Staley

Record at South Carolina: 168-74 (8th)

Career Record: 340-154 (16th)

Top Scorer: A'ja Wilson (17.1)

Top Rebounder: A'ja Wilson (9.3)

Ranking: --

Head Coach: Melanie Balcomb

Record at Vandy: 303-138 (14th)

Career Record: 466-242 (23rd)

Top Scorer: Christa Reed (11.3)

Top Rebounder: Marqu'es Webb (4.7)

## Schedule/Results

Nov. 13	#6/10 Ohio State (SECN+)	W, 88-80
Nov. 15	UNCG (SECN+)	W, 92-44
Nov. 18	at Clemson (ESPN3)	W, 67-41
Nov. 22	at UCLA (Pac-12 Network)	W, 68-65

*Waikiki Beach Marriott  
Rainbow Wahine Showdown*

Nov. 27	vs. #16/18 Arizona State	W, 60-58
Nov. 28	vs. CSU Bakersfield	W, 90-71
Nov. 29	at Hawaii	W, 67-51

Dec. 6	#14/13 Duke (ESPN2)	W, 66-55
Dec. 13	Winthrop (SECN)	W, 86-37
Dec. 16	Hampton (SECN+)	W, 86-48

*CresCom Bank Carolinas College Women's Challenge*

Dec. 20	vs. East Carolina	W, 88-57
---------	-------------------	----------

Dec. 22	Elon (SECN+)	W, 78-63
Jan. 3	Arkansas* (ESPN2)	W, 85-32
Jan. 7	at Vanderbilt* (SECN^)	9 p.m.
Jan. 10	Missouri* (SECN)	Noon
Jan. 14	at Kentucky* (SECN)	7 p.m.
Jan. 17	Texas A&M* (ESPN2)	1:30 p.m.
Jan. 21	at Auburn* (SECN+)	7 p.m.
Jan. 24	at Mississippi State* (ESPN2)	5 p.m.
Jan. 28	Ole Miss* (SECN+)	7 p.m.
Jan. 31	at Texas A&M* (ESPN2)	6 p.m.
Feb. 4	Kentucky* (SECN)	7 p.m.
Feb. 8	Connecticut (ESPN2)	7 p.m.
Feb. 11	Florida* (SECN+)	7 p.m.
Feb. 15	at Tennessee* (ESPN2)	7 p.m.
Feb. 18	Georgia* (SECN+)	7 p.m.
Feb. 22	at Alabama* (SECN)	7 p.m.
Feb. 25	at Ole Miss* (SECN^)	9 p.m.
Feb. 28	LSU* (ESPN2/U)	TBA

*SEC Tournament (Jacksonville, Fla.)*

Mar. 2	First Round	TBA
Mar. 3	Second Round	TBA
Mar. 4	Quarterfinals	TBA
Mar. 5	Semifinals	TBA
Mar. 6	Final	TBA

All Times Listed as Eastern and are subject to change  
< indicates game played in Myrtle Beach, S.C.  
\* indicates SEC Game

## Game Information

Tickets: \$11

Live Stats: GamecocksOnline.com

Radio: 107.5 The Game (Brad Muller); SiriusXM

Broadcast: SEC Network Whip-Around Coverage/  
SEC Network+ (Cara Capuano, play-by-play;  
Candace Parker, analyst)

## Series History

South Carolina Record	12-21
In Nashville	4-11
In Columbia	8-8
At Neutral Site	0-2
Staley Era	7-2
First Meeting	Vandy, 73-64, 3/13/91
Current Streak	Won 6

### Last Five Meetings:

Date	Result	Location
2/15/15	W, 89-59	Columbia
1/26/14	W, 61-57	Nashville
1/5/14	W, 76-66	Columbia
1/10/13	W, 64-48	Columbia
1/22/12	W, 65-60 (ot)	Nashville













## Game Notables

- South Carolina looks to open its SEC season with a 2-0 record for the third-straight season and the sixth time in the Dawn Staley era. The Gamecocks are 30-3 in SEC play since 2013-14 with all three losses coming on the road.
- The last three games between the Gamecocks and Commodores at Memorial Gymnasium have all gone South Carolina's way, but by just an average of 4.0 points. The Gamecocks won their last three home games against the Commodores by 18.7 points per game.
- After a solid performance on both sides of the ball against Arkansas, South Carolina moved up the SEC standings in all but three statistical categories this week (free throw percentage, steals, blocked shots). The Gamecocks are at their season-best standing in field goal percentage (3rd) and field goal percentage defense (2nd).
- Over the last five games, South Carolina has averaged 84.6 points on 50.0 percent shooting while allowing opponents just 47.4 points per game on 30.0 percent shooting. With the recent dominance, the Gamecocks currently rank among the nation's top 25 in scoring offense (25th), scoring defense (23rd), scoring margin (6th), field goal percentage (14th) and field goal percentage defense (9th).
- South Carolina's 53-point win over Arkansas on Sunday was the Gamecocks' second-highest margin of victory in an SEC regular-season game. It came with the team's top three scorers (Alaina Coates, Tiffany Mitchell and A'ja Wilson) contributing just 37 of the team's 85 points (43.5 percent). In non-conference play, the trio accounted for 53.7 percent of the team's scoring (503 of 936 points).
- Between Alaina Coates and A'ja Wilson, the Gamecock starting frontcourt features two of the SEC's top three rebounders, two of its top three shot blockers, two of its top four field goal percentage shooters and its top two double-double producers.
- Redshirt-freshman guard Donyiah Cliney was cleared to practice this week and expects to see time tonight.

## Stat Comparison

Vandy	SC	
11-3	Overall Record	13-0
1-0	Conference Record	1-0
8-0	Home Record	7-0
2-3	Away Record	3-0
1-0	Neutral Record	3-0
68.1	Points Per Game	78.5
50.5	Opp. Points Per Game	54.0
.488	Field Goal %age	.471
.365	Opp. Field Goal %age	.328
.387	3-Pt. Field Goal %age	.323
.337	Opp. 3-Pt. Field Goal %age	.298
.689	Free Throw %age	.660
11.9	FTs Made Per Game	14.9
15.9	Assists Per Game	15.2
+2.2	Turnover Margin	+1.8
35.3	Rebounds Per Game	44.2
+10.6	Rebounding Margin	+11.6
8.6	Steals Per Game	8.5
1.6	Blocked Shots Per Game	5.7

# 2015-16 South Carolina Media Roster

<b>1</b>		<b>Bianca Cuevas</b> 5-6 • So. • Guard • Bronx, N.Y. <i>kway-VAAS</i> PPG <b>8.8</b> RPG <b>2.0</b> APG <b>1.7</b> FG% <b>.412</b> FT% <b>.718</b>	<b>LAST GAME:</b> 10 pts, 3 assts, 3 stls vs. Arkansas <b>NOTABLE:</b> Scored in double figures 6 times ... Rainbow Wahine Showdown All-Tournament Team, shooting 54.1% at the event to average 17.0 pts ... 2014 McDonald's All-America.	<b>Career Highs</b> <b>Pts:</b> 21 at Ole Miss, 2/1/15 <b>Reb:</b> 4, 6x, vs. Duke, 12/6/15 <b>Ast:</b> 6 vs. CSUB, 11/28/15 <b>Stl:</b> 4, 2x, vs. Sav. St., 12/14/14
<b>3</b>		<b>Kaydra Duckett</b> 5-8 • So. • Guard • Columbia, S.C. <i>KAY-druh DUCK-it</i> PPG <b>1.1</b> RPG <b>1.0</b> APG <b>0.6</b> FG% <b>.444</b> FT% <b>--</b>	<b>LAST GAME:</b> 2 assts, 2 rebs vs. Arkansas <b>NOTABLE:</b> Has played in 8 games ... logged career-best 15 mins vs. Winthrop, scoring first points of season ... 2014 SCBCA 3A Player of the Year ... won two HS state titles.	<b>Career Highs</b> <b>Pts:</b> 3 vs. Hampton, 12/16/15 <b>Reb:</b> 4 vs. Sav. St., 12/14/14 <b>Ast:</b> 3 vs. Winthrop, 12/13/15 <b>Min:</b> 15 vs. Winthrop, 12/13/15
<b>4</b>		<b>Doniyah Cliney</b> 6-0 • R-Fr. • Guard • Newark, N.J. <i>dawn-YAY CLY-nee</i> PPG <b>--</b> RPG <b>--</b> APG <b>--</b> FG% <b>--</b> FT% <b>--</b>	<b>LAST GAME:</b> DNP – Injury – Right Hand <b>NOTABLE:</b> Got cast off Dec. 17, cleared for practice this week ... sat out last season, practicing with team in 2nd semester ... good size on the wing ... won two high school state titles.	<b>Career Highs</b> <b>Pts:</b> — <b>Reb:</b> — <b>Ast:</b> — <b>Stl:</b> —
<b>5</b>		<b>Khadijah Sessions</b> 5-8 • Sr. • Guard • Myrtle Beach, S.C. <i>kub-DEE-zhub SESH-uns</i> PPG <b>5.5</b> RPG <b>2.8</b> APG <b>2.9</b> FG% <b>.490</b> FT% <b>.630</b>	<b>LAST GAME:</b> 7 pts, 4 assts, 3 steals vs. Arkansas <b>NOTABLE:</b> Team captain ... best FG %age of her career ... last 5 games avg. 3.8 assists and 52.6% FG ... handed out 4+ 6 times and scored 10+ pts 2 times this season ... 7th in SEC in steals (2.0).	<b>Career Highs</b> <b>Pts:</b> 19 vs. Auburn, 2/3/13 <b>Reb:</b> 6 vs. Clemson, 11/20/14 <b>Ast:</b> 8 vs. NC Central, 12/1/14 <b>Stl:</b> 4, 13x, vs. Duke, 12/6/15
<b>22</b>		<b>A'ja Wilson</b> 6-5 • So. • Forward • Hopkins, S.C. <i>A-zhub</i> PPG <b>17.1</b> RPG <b>9.3</b> BPG <b>2.7</b> FG% <b>.549</b> FT% <b>.667</b>	<b>LAST GAME:</b> 14 pts, 10 rebs vs. Arkansas <b>NOTABLE:</b> SEC-best 7 dbl-dbls ... leads SEC in blks ... SEC top 5 in ppg, rpg and FG% ... 3x SEC Player of the Week in 1st 4 weeks of season ... 1st SC fr. to earn All-America.	<b>Career Highs</b> <b>Pts:</b> 28 vs. Duke, 12/6/15 <b>Reb:</b> 19 at Kentucky, 3/1/15 <b>Blks:</b> 6, 2x, vs. UNCG, 11/15/15 <b>Stl:</b> 3, 4x, vs. C. Mich., 12/20/14
<b>23</b>		<b>Tina Roy</b> 5-11 • Sr. • Guard • Kaplan, La. PPG <b>5.9</b> RPG <b>1.5</b> APG <b>2.5</b> FG% <b>.329</b> FT% <b>--</b>	<b>LAST GAME:</b> 21 pts, 7 3s, 3 assts vs. Arkansas <b>NOTABLE:</b> Team captain ... started first nine games this season ... 10-of-15 (.667) from 3-pt range last two games ... 7th in SEC with 1.9 3s per game ... career-high 21 points vs. Arkansas.	<b>Career Highs</b> <b>Pts:</b> 21 vs. Arkansas, 1/3/16 <b>Reb:</b> 8 at Miss. St., 2/6/14 <b>Ast:</b> 10 vs. Sav. St., 12/14/14 <b>Stl:</b> 3 vs. Southern Cal, 11/15/14
<b>24</b>		<b>Sarah Imovbioh</b> 6-2 • Sr. • Forward • Abuja, Nigeria <i>ih-MOE-vee-o</i> PPG <b>6.3</b> RPG <b>6.2</b> APG <b>0.2</b> FG% <b>.633</b> FT% <b>.513</b>	<b>LAST GAME:</b> 9 pts, 7 rebs vs. Arkansas <b>NOTABLE:</b> Has 3 double-digit rebound games ... 20th in SEC in rpg ... 12-of-16 FTs (.750) in last 7 games ... avg. dbl-dbl in 2014-15, 10.8 rpg (19th in nation, 1st in ACC) and 12.6 ppg.	<b>Career Highs</b> <b>Pts:</b> 19 vs. Hampton, 12/16/15 <b>Reb:</b> 12 vs. ECU, 12/20/15 <b>Ast:</b> 2 vs. ECU, 12/20/15 <b>Stl:</b> 2, 2x, at Clemson, 11/18/15
<b>25</b>		<b>Tiffany Mitchell</b> 5-9 • Sr. • Guard • Charlotte, N.C. PPG <b>14.0</b> RPG <b>3.2</b> APG <b>2.3</b> FG% <b>.413</b> FT% <b>.815</b>	<b>LAST GAME:</b> 12 pts, 4 assts, 2 stls vs. Arkansas <b>NOTABLE:</b> Team captain ... last 5 gms: 15.4 ppg, 46.2% FG and 3FG, 2.8 apg ... 5th in SEC in FT%, 13th in ppg ... Naismith, Wooden and Drysdale Watch Lists ... 2x SEC POY, All-America.	<b>Career Highs</b> <b>Pts:</b> 25 vs. Georgia, 2/27/14 <b>Reb:</b> 11, 5x, at Arkansas, 1/2/14 <b>Ast:</b> 9 at SDSU, 11/23/13 <b>Stl:</b> 7 vs. NC Central, 12/1/14
<b>31</b>		<b>Asia Dozier</b> 6-0 • Sr. • Guard/Forward • Columbia, S.C. <i>DOE-zbur</i> PPG <b>4.3</b> RPG <b>1.0</b> APG <b>2.0</b> FG% <b>.419</b> FT% <b>.875</b>	<b>LAST GAME:</b> 7 pts, 3 assts vs. Elon <b>NOTABLE:</b> Two-time team captain... started three games, missed SEC opener due to injury ... avg. 8.0 points, 2.8 assists over last 4 games ... scored in double figures vs. East Carolina.	<b>Career Highs</b> <b>Pts:</b> 16, 2x, at SDSU, 11/23/13 <b>Reb:</b> 10 vs. Elon, 11/9/12 <b>Ast:</b> 6, 3x, vs. UNCG, 11/15/15 <b>Stl:</b> 2, 9x, vs. Hampton, 12/16/15
<b>40</b>		<b>Jatarie White</b> 6-4 • So. • Forward • Charlotte, N.C. <i>juh-TAR-ee</i> PPG <b>3.5</b> RPG <b>4.2</b> BPG <b>0.6</b> FG% <b>.308</b> FT% <b>.619</b>	<b>LAST GAME:</b> 5 rebs, 1 pt, 1 asst vs. Arkansas <b>NOTABLE:</b> Solid play not always in the box score ... grabbed at least 5 rebs 5x this season ... last 4 gms –avg 7.0 pts (44.0% FG) and 5.5 rebs ... 2014 WBCA, McDonald's All-America.	<b>Career Highs</b> <b>Pts:</b> 14 vs. ECU, 12/20/15 <b>Reb:</b> 9 vs. Winthrop, 12/13/15 <b>Blk:</b> 4 vs. Winthrop, 12/13/15 <b>Stl:</b> 2 vs. Syracuse, 3/22/15
<b>41</b>		<b>Alaina Coates</b> 6-4 • Jr. • Center • Irmo, S.C. <i>uh-LAY-nuh COATS</i> PPG <b>13.1</b> RPG <b>9.1</b> BPG <b>2.0</b> FG% <b>.680</b> FT% <b>.566</b>	<b>LAST GM:</b> 11 pts, 10 rebs, 2 assts vs. Arkansas <b>NOTABLE:</b> Has 6 dbl-dbls (1 triple) – 4 in last 5 games ... 2nd in nation with SEC-best FG %age ... 3rd in career blocks (152), 7th in career dbl-dbls (28) ... two-time 2nd-Team All-SEC.	<b>Career Highs</b> <b>Pts:</b> 29 vs. Winthrop, 12/13/15 <b>Reb:</b> 17 vs. Kentucky, 1/9/14 <b>Blk:</b> 10 vs. Winthrop, 12/13/15 <b>Min:</b> 32 at UCLA, 11/22/15
<b>44</b>		<b>India Farmer</b> 6-0 • Jr. • Forward • N. Myrtle Beach, S.C. PPG <b>0.0</b> RPG <b>1.0</b> APG <b>0.0</b> FG% <b>.000</b> FT% <b>--</b>	<b>LAST GAME:</b> 1 reb in 3 mins vs. Arkansas <b>NOTABLE:</b> Played in 4 games this season after seeing action in 16 in 2014-15, including five SEC and three postseason ... great team player ... works hard with good attitude.	<b>Career Highs</b> <b>Pts:</b> 3, 2x, vs. Alabama, 1/19/14 <b>Reb:</b> 3 vs. NC Central, 12/2/13 <b>Blk:</b> 2 vs. UNCG, 11/15/15 <b>Stl:</b> 1 at Florida, 1/19/15

Starter

Reserve

## Gamecocks' Five-Second Count

South Carolina is enjoying its most successful period in program history. The 2015 Senior Class set a four-year record with 113 wins and a .813 winning percentage. The 2016 Senior Class has a chance top that number, currently holding a record of 101-16, winning 86.3 percent of its contests. Winning consecutive SEC regular-season titles in the last two seasons, South Carolina has not finished outside the SEC's top four in four campaigns. Nationally, 63 straight AP Poll appearances is the new program record.

In the last two seasons, three Gamecocks have earned All-America honors. Seven Gamecocks have earned All-SEC selection in the last two seasons, including three members of the 2015-16 squad.

## Quick Facts

### The University

**Location:** Columbia, S.C.

**Founded:** 1801

**Enrollment:** 32,972

**Colors:** Garnet (PMS 202C) and Black

**Nickname:** Gamecocks

**Conference:** Southeastern

**President:** Dr. Harris Pastides

**Athletics Director:** Ray Tanner

**Facility:** Colonial Life Arena (18,000)

### Coaching Staff

**Head Coach:** Dawn Staley

**Alma Mater:** Virginia, 1992

**Overall Record:** 340-154 (16th season)

**School Record:** 168-74 (8th season)

**Assoc. Head Coach (Alma Mater):**

Lisa Boyer (Ithaca, 1979)

**Assistant Coaches (Alma Mater):**

Nikki McCray-Penson (Tennessee, 1995)

Fred Chmiel (Excelsior, 2001)

### Team Information

**2014-15 Record:** 34-3

Home: 16-0 Away: 9-2 Neutral: 9-1

**SEC Record (Finish):** 15-1 (T-1st)

Home: 8-0 Away: 7-1

**Letterwinners Returning/Lost:** 11/3

**Starters Returning/Lost:** 3/2

### Program History

**First Year of Women's Basketball:** 1974-75

**All-Time Record:** 748-503 (42nd season)

**All-Time SEC Record:** 132-200 (23rd season)

**NCAA Appearances (Last):** 12 (2015)

**NCAA Tournament Record:** 17-12

**2015 NCAA Result:** Final Four; L, 65-66, Notre

Dame; Tampa, Fla.

**WNIT Appearances (Last):** 4 (2011)

**WNIT Record:** 3-4

### Media Relations

**Women's Basketball Contact:** Diana Koval

**Office:** 803.777.7977

**Cell:** 314.369.6050

**Email:** dkoval@mailbox.sc.edu

**Press Row Phone:** 803.777.6182

**Athletics Department on the Web**

**Website:** GamecocksOnline.com

**Twitter:** @GamecocksOnline

**Instagram:** @GamecocksOnline

**Facebook:** Facebook.com/GamecocksOnline

**YouTube:** YouTube.com/GamecocksOnline

**Women's Basketball on Twitter**

**Team:** @GamecockWBB

**Head Coach:** @DawnStaley

## By the Numbers

	5	14	29.4	73.5
3	Gamecocks named to the Wooden and Naismith Award Watch Lists – Alaina Coates, Tiffany Mitchell and A'ja Wilson			
4	Stats in which Alaina Coates ranks among the SEC's top three – field goal percentage (1st), double-doubles (2nd), rebounding (3rd) and blocks (3rd)			
5	Games this season in which multiple Gamecocks have posted a double-double			
6	SEC active leaders lists that include Tiffany Mitchell, a league best that includes rebounding on which she is the highest ranked guard			
6	Gamecocks who are ranked in the SEC's top 20 in at least one statistical category			
7	3-Pointers made by Tina Roy against Arkansas (Jan. 3), tying the program record for 3s in an SEC game			
7	Games in which junior center Alaina Coates has shot over 70.0 percent from the field			
11	3s made against Arkansas (Jan. 3), tied for most by the Gamecocks in the Dawn Staley era			
11	Career double-doubles in SEC play by Alaina Coates, tying the program record			
12	Games on South Carolina's schedule against teams currently ranked in the top 25, including 10 against the top 15			
14	Points needed by junior center Alaina Coates to reach 1,000 in her career			
29.4	Percent shooting by Gamecock opponents in the fourth quarter, while South Carolina has shot 50.5 percent in the final period this season			
53.8	Percent of South Carolina's points scored in the paint this season			
63	Consecutive AP Top 25 Polls in which the Gamecocks have appeared, a school record			
73.5	Percent free throw shooting by South Carolina over the last five games after hitting just 62.2 percent prior to that			

## Current Streaks

	Total	Home	Road	Neut.
Overall	W13	W41	W3	W3
SEC	W1	W19	L1	—
Non-Conference	W12	W24	W3	W3
Ranked Teams	W3	W7	L2	W1

## Vanderbilt Series Notes

The Commodores lead the series 21-12, but the Gamecocks have won the last six meeting. South Carolina is 4-11 at Vanderbilt with three of those wins have come in the last three trips to Memorial Gym. Each of those three games was decided by single digits for an average margin of victory of 4.0 points.

In the most recent meeting, the Gamecocks used a dominant first half to power past the Commodores 89-59 on Feb. 15, 2015, at Colonial Life Arena. Tiffany Mitchell and A'ja Wilson each had 20 points. While Vanderbilt shot a better percentage than the Gamecocks, South Carolina turned 22 turnovers into 29 points and dominated the glass 43-23.

South Carolina's results vs. Arkansas since the arrival of head coach Dawn Staley:

Date	W/L	Score	Site	Rank (SC/VU)
2/15/15	W	89-59	H	2/-
1/26/14	W	61-57	A	10/16
1/5/14	W	76-66	H	13/-
1/10/13	W	64-48	H	18/-
1/22/12	W	65-60 (ot)	A	-/25
1/5/12	W	65-55	H	-/24
2/27/11	L	60-74 (ot)	H	-/-
2/28/10	W	73-70	A	-/-
1/25/09	L	56-66	H	-/17

## SEC Title Talk

The media and league coaches picked the Gamecocks to repeat s SEC champions this season. After winning its first SEC regular-season championship in 2013-

## Gamecocks in the Rankings

(thru games of 1/4)

Team	SEC	NCAA	Actual	Alaina Coates	SEC	NCAA	Actual
Scoring Offense	4	25	78.5	Scoring	17	—	13.1
Scoring Defense	4	23	54.0	Rebounding	3	61	9.1
Scoring Margin	3	6	+24.5	FG Percentage	1	2	.680
Field Goal Percentage	3	14	.471	Blocks	3	59	2.0
Field Goal %age Def.	2	9	.328	Double-Doubles	2	28	6
3-Point FG %age	6	129	.323	<b>Sarah Imovbioh</b>	SEC	NCAA	Actual
3-Point FG %age Def.	11	144	.298	Rebounding	20	—	6.2
3-Point FG Made/Gm.	7	174	5.6	<b>Tiffany Mitchell</b>	SEC	NCAA	Actual
Free Throw Percentage	12	243	.660	Scoring	13	—	14.0
Rebounding Offense	5	—	44.2	FT Percentage	5	98	.815
Rebounding Defense	3	—	32.5	3FG Made/Game	11	240	1.8
Rebounding Margin	2	11	+11.6	<b>Tina Roy</b>	SEC	NCAA	Actual
Assists	8	75	15.2	3FG Made/Game	7	209	1.9
Steals	11	142	8.5	<b>Khadijah Sessions</b>	SEC	NCAA	Actual
Turnover Margin	11	121	+1.8	Steals	7	158	2.0
Turnovers	—	41	13.8	<b>A'ja Wilson</b>	SEC	NCAA	Actual
Assist-to-Turnover Ratio	5	49	1.1	Scoring	4	87	17.1
Blocked Shots	2	16	5.7	Rebounding	2	51	9.3
Home Attendance Avg.	1	1	14,208	FG Percentage	4	41	.549
				FT Percentage	13	—	.667
				Blocks	1	19	2.7
				Off. Rebounds	10	—	3.2
				Double-Doubles	1	16	7

## 2015-16 Double-Doubles

### Alaina Coates (6)

11/13	Ohio State	17 pts/13 rebs
11/22	at UCLA	12 pts/12 rebs
12/13	Winthrop	29 pts/16 rebs/10 blks
12/16	Hampton	22 pts/12 rebs
12/20	vs. East Carolina	10 pts/15 rebs
1/3	Arkansas	11 pts/10 rebs

### Sarah Imovbioh (1)

11/15	UNCG	14 pts/11 rebs
-------	------	----------------

### A'ja Wilson (7)

11/13	Ohio State	20 pts/14 rebs
11/15	UNCG	19 pts/10 rebs
11/22	at UCLA	11 pts/10 rebs
11/27	vs. Arizona State	18 pts/11 rebs
12/6	Duke	28 pts/11 rebs
12/20	vs. East Carolina	15 pts/10 rebs
1/3	Arkansas	11 pts/10 rebs

14, South Carolina shared the title last season. If the prediction holds, the Gamecocks would become just the third team to win three straight regular-season championships in league history, joining Tennessee (2000-2004, 1993-1995) and Auburn (1987-89)

## Road Warriors

Overall, South Carolina is 217-243 (.472) in road games, including a 48-34 (.585) record during the Dawn Staley era. After a difficult start as the Gamecocks' mentor, Staley has guided her team to three of the program's top five road records in program history, including 2013-14's school-record winning percentage of .833 (10-2). Last season's .818 winning percentage (9-2) was second-best, while the 2012-13 team's .733 (11-4) mark is fifth in program history.

This season, South Carolina is 3-0 in road games.

## SEC Story

Head coach Dawn Staley has steadily lifted the Gamecocks' national profile by building the Gamecocks into a consistent SEC contender with back-to-back regular-season titles, shirking decades of difficulty in the nation's best women's basketball conference.

In her eighth season at the helm, Staley boasts a 68-43 (.613) SEC regular-season record and has finished outside the league's top five just twice – an unprecedented achievement for a program that had finished INSIDE the top five only two times in the previous 17 seasons. Staley's 68 wins include four seasons of double-digit league victories – 10-6 in 2012, 11-5 in 2013, an SEC-best 14-2 in 2014 and 15-1 in 2015.

Staley's SEC regular-season record includes a 39-18 (.684) mark at home and a 29-25 (.537) slate on the road.

## Rare Company

As just the second sophomore ever to earn SEC Player of the Year honors from the league's coaches last season, Tiffany Mitchell became the seventh player to pick up the award twice when the coaches and media both picked her for the award in 2015. Both groups predicted her to win the title again in 2016, which, if it comes to fruition, would make her the league's first three-time Player of the Year.

## Fast Start

South Carolina is looking to start a season 14-0 for just the second time in program history but the second time in as many seasons. The Gamecocks rocketed through the 2014-15 season with 22 straight victories. Prior to that, a 10-0 start was the program's best and was accomplished by the 1981-82, 2012-13 and 2013-14 teams.

## Poll Position

South Carolina remains at No. 2 in the nation in both polls this week, marking the 27th-straight time the Gamecocks have been ranked among the nation's top three teams. South Carolina has held a top-10 position in the Associated Press poll for 38 straight weeks and been ranked in the AP top 25 for 63 consecutive weeks (beginning Dec. 10, 2012), breaking the school record of 62 from Feb. 27, 1979 through Jan. 9, 1983.

## Getting Back Where We Belong

The Gamecocks have steadily marched up the national standings in field goal percentage and field goal percentage defense, ranking among the country's top 15 in both. South Carolina has long been among the nation's best defensive teams, adding offensive efficiency in recent seasons. The Gamecocks finished last season ranked fourth in the nation in field goal percentage (.484) and 10th in field goal percentage defense (.349). South Carolina is currently shooting 47.1 percent from the field (14th) and holding opponents to 32.8 percent (9th).

## Offensive Operation

Head coach Dawn Staley is often thought of as a defensive coach, but she has steadily built an efficient offensive team over the last few seasons, culminating in the 2014-15 squad's 75.9 points per game on 48.4 percent shooting. That group ranked 18th in the nation in scoring and fourth in field goal percentage. Here's a look at the offense's growth over the last five seasons.

Season	PPG	FG%age
2015-16	78.5	.471
2014-15	75.9	.484
2013-14	72.9	.474
2012-13	61.3	.390
2011-12	61.2	.398
2010-11	58.7	.380

## Crunch Time

The Gamecocks have played three games decided by single-digit points this season, two of which they trailed at halftime but came back to win. In those outings, offense has made the difference with the Gamecocks shooting 52.0 percent from the field in the fourth quarters of those three games. Of these three opponents, only Arizona State out-shot South Carolina in the fourth quarter (.353-.313) with the Gamecocks making up the difference at the free throw line and on the glass in the waning moments of the contest.

Overall, South Carolina shoots much better in the second half (49.9 percent) than the first (44.5 percent) as opposing defenses begin to feel the effects of the Gamecocks' frontcourt and pace of play. South Carolina's offensive efficiency builds steadily throughout the game with 16 of the 26 quarters in which the Gamecocks have shot at least 50 percent coming in the second half.

## Strength in Numbers

Based on cumulative opponent winning percentage, South Carolina currently has the 12th toughest schedule

## 2015-16 Awards

### Alaina Coates

Naismith Early Season Watch List  
Wooden Award Watch List  
Preseason All-SEC First Team (Media, Coaches)

### Bianca Cuevas

Rainbow Wahine Showdown All-Tournament

### Tiffany Mitchell

Naismith Early Season Watch List  
USBWA Ann Meyers Drysdale Award Watch List  
Wooden Award Watch List  
Preseason All-America (AP, Lindy's, Athlon, SI, ESPN)  
Preseason All-SEC First Team (Media, Coaches)  
Preseason SEC Player of the Year (Media, Coaches)

### A'ja Wilson

2015 USA Basketball Female Athlete of the Year  
Naismith Early Season Watch List  
USBWA Ann Meyers Drysdale Award Watch List  
Wooden Award Watch List  
Rainbow Wahine Showdown Tournament MVP  
Preseason All-America 2nd Team (Lindy's, SI, ESPN)  
Preseason All-America Honorable Mention (AP)  
Preseason All-SEC First Team (Media, Coaches)  
SEC Player of the Week (Nov. 13-16; Nov. 24-30; Dec. 1-7)

in the nation. The 26 teams the Gamecocks will face this season have a current winning percentage of .674. The SEC dominates the top 15 schedules with six entries. The Pac-12 is just behind with four.

With six games away from Columbia so far this season, the Gamecocks are 11th in the RPI, third best in the SEC behind Tennessee (5th) and Kentucky (7th) with Georgia (19) and Texas A&M (21) also among the top 25. Three others – Mississippi State (35), Missouri (46) and Florida (49) – are in the top 50.

## Quarter Breakdown

Through 52 quarters this season, South Carolina has out-scored its opponent 38 times with the Gamecocks topping their foe by double digits 14 times, including a season-high differential of 26 (35-9) in the second quarter against Arkansas (Jan. 3). This season's best first-quarter advantage is 19 (26-7) against Winthrop (Dec. 13), third-quarter margin is 22 (29-7) against Arkansas (Jan. 3) and fourth-quarter edge is 17 (27-10) vs. Hampton (Dec. 16). South Carolina has shot at least 50.0 percent in 26 quarters this season with a high of 80.0 percent (8-of-10) in the third quarter against Hampton. The Gamecocks best shooting quarter is the second, during which they are hitting 50.8 percent from the field.

Defensively, of the 10 lowest shooting percentage quarters for opposing teams seven have been in the second half, including four of the five lowest.

A more detailed look at the quarter-by-quarter production for the Gamecocks and their opponents.

Qtr.	SC/Opp Avg. Pts	SC/Opp Avg. Rebs	SC/Opp FG%
1	19.2/13.9	11.5/9.8	.404/.333
2	19.2/12.5	10.6/7.1	.508/.343
3	21.7/14.3	11.5/8.9	.493/.332
4	18.8/13.0	11.2/7.8	.505/.294

## Gamecocks in 2015-16 National Polls

Poll	Pre	11/16	11/23	11/30	12/7	12/14	12/21	12/28	1/4	1/11	1/18	1/25	2/1	2/8	2/15	2/22	3/1	3/8	3/16	Final
Associated Press	2	2	2	2	2	2	2	2	2											
Coaches	2	2	2	2	2	2	2	2	2											

Individually, sophomore forward A'ja Wilson has turned in four of the seven double-digit scoring quarters this season, but senior guard Tina Roy owns the top spot with 15 points in the third quarter against Arkansas (Jan. 3). Senior guard Tiffany Mitchell has the highest first-quarter scoring total with nine against both CSUB (Nov. 28) and Winthrop (Dec. 13). Wilson owns the best mark in the other two quarters, turning in 11 in the second quarter against UNCG (Nov. 15) and 12 in the fourth quarter against Ohio State (Nov. 13).

### Ranked Readings

South Carolina's 10 wins against ranked foes last season set a program record, topping the eight wins of the 1979-80 squad. Of those wins, five came against a top-10 foe.

This season, the Gamecocks have 12 games on the schedule against teams currently ranked in the top 25, including five vs. top-10 entries. South Carolina opened the season with a win over No. 6/10 Ohio State (Nov. 13, 88-80), following that with victories over No. 16/18 Arizona State (Nov. 27, 60-58) and No. 14/13 Duke (Dec. 6, 66-55).

After posting a 17-8 record against ranked opponents since the start of the 2013-14 season, head coach Dawn Staley has a 28-42 mark vs. the nation's best teams during her South Carolina tenure, highlighted by a 16-8 mark when the Gamecocks carry a better ranking than their opponent into the contest.

### Free Throw Follies

South Carolina's emphasis on interior play has the Gamecocks ranked 32nd in the nation in free throw attempts (294) and 54th in free throws made (194). After hitting a rough stretch from a percentage standpoint, South Carolina has shot 73.5 percent (72-of-98) from the line over the last five games. Individually, two Gamecocks rank among the SEC's best in free throw percentage – Tiffany Mitchell's 81.5 percent is fifth and A'ja Wilson is 13th at 66.7 percent. Two others are making over 70 percent of their attempts but don't meet the league minimum to be ranked – Bianca Cuevas at 71.8 percent (28-of-39) and Asia Dozier at 87.5 percent (7-of-8).

The best improvement has come in two of the Gamecocks' other active post players – Alaina Coates, who went from 38.5 percent through eight games to 74.1 percent (20-of-27) in the last five, and Sarah Imobivoh, who shot 37.5 percent to start the season and has hit 73.3 percent (11-of-15) over the last five outings.

### Block Party

Once again this season, South Carolina is among the nation's best shot-blocking teams, ranked 16th in the country with 5.7 blocks per game. Individually

## Team Specialty Stats

### South Carolina-Opponent

	Pts. in Paint	Pts. Off TOs	2nd Chance Pts	Fast Break Pts
11/13 OSU	52-20	20-14	21-8	16-9
11/15 UNCG	52-18	29-4	16-10	13-8
11/18 at Clem.	24-16	21-2	22-11	8-0
11/20 at UCLA	30-20	8-17	10-9	4-6
11/27 vs. ASU	42-16	18-20	8-9	2-0
11/28 vs. CSUB	48-20	16-7	7-7	2-0
11/29 at Hawaii	36-18	23-5	12-11	6-0
12/6 Duke	42-24	15-6	18-9	15-6
12/13 Winthrop	50-18	20-9	14-10	19-6
12/16 Hampton	42-22	7-18	17-1	2-10
12/20 vs. ECU	46-18	16-6	17-11	2-0
12/22 Elon	40-32	21-17	14-10	9-8
1/3 Ark.	44-10	28-8	20-5	16-2
1/7 at VU				
1/10 Mizzou				
1/14 at UK				
1/17 TAMU				
1/21 at Aub.				
1/24 at MSU				
1/28 Miss.				
1/31 at TAMU				
2/4 UK				
2/8 UConn				
2/11 Fla.				
2/15 at Tenn.				
2/18 Ga.				
2/22 at Ala.				
2/25 at Miss.				
2/28 LSU				
Season Avg.	42.2-19.4	18.6-10.2	15.1-8.5	8.8-4.2
SEC Avg.	44.0-10.0	28.0-8.0	20.5-5.0	16.0-2.0

sophomore forward A'ja Wilson and junior center Alaina Coates are the top two shot blockers in the SEC, swatting away 2.7 and 2.0 shots per game, respectively.

The Gamecocks blocked a Dawn Staley-era high 16 shots against Winthrop (Dec. 13), led by Coates' single-game school-record 10. In completing the program's first triple-double since Dec. 2006, Coates broke the 38-year-old record of eight set by Jean Walling against SC State on Dec. 7, 1977, and doubled her previous career high of five. Sophomore forward Jatarie White also updated her career high for blocks with four against the Eagles.

### U-S-A, U-S-A

USA Basketball honored two Gamecocks for their contributions to the Americans' medal count in 2015.

## Starters vs. Bench Points

	SC Starters	Opp. Starters	SC Bench	Opp. Bench
11/13 OSU	58	70	30	10
11/15 UNCG	52	33	40	11
11/18 at Clem.	38	33	29	8
11/22 at UCLA	57	55	11	10
11/27 vs. ASU	39	38	21	20
11/28 vs. CSUB	56	47	34	24
11/29 at Hawaii	46	36	21	15
12/6 Duke	64	45	2	10
12/13 Winthrop	55	30	31	7
12/16 Hampton	69	35	17	15
12/20 vs. ECU	58	47	30	10
12/22 Elon	59	52	19	11
1/3 Ark.	65	24	20	8
1/7 at VU				
1/10 Mizzou				
1/14 at UK				
1/17 TAMU				
1/21 at Aub.				
1/24 at MSU				
1/28 Miss.				
1/31 at TAMU				
2/4 UK				
2/8 UConn				
2/11 Fla.				
2/15 at Tenn.				
2/18 Ga.				
2/22 at Ala.				
2/25 at Miss.				
2/28 LSU				
Season Avg.	55.0	41.8	23.5	12.2
SEC Avg.	65.0	24.0	20.0	8.0

Head coach Dawn Staley became the first person to earn Athlete of the Year and Coach of the Year honors from USA Basketball, sharing the 2015 coaching award with Sean Miller. Sophomore forward A'ja Wilson earned USA Basketball Female Athlete of the Year honors for her MVP effort at the FIBA U19 Women's World Championship.

Two other Gamecocks also represented USA Basketball last summer. Senior Tiffany Mitchell and junior Alaina Coates on the U.S. Pan Am Games silver medal team.

### Legacy of Leadership

South Carolina has thrived under excellent leadership from its team-selected captains the last few seasons. While some thought that area would be a question mark heading into this season, the Gamecocks selected their four returning seniors – Asia Dozier, Tiffany Mitchell, Tina Roy and Khadijah Sessions – as their captains. All but Roy have served in that capacity at least once prior to this season.

### Highest Honors

Experts have their eye on three Gamecocks in the running for national player of the year honors – senior guard Tiffany Mitchell, junior center Alaina Coates and sophomore forward A'ja Wilson. South Carolina is in elite company with that many players in the running.

Most recently, the trio appeared on the Naismith Early Season Watch List, which included the 50 best players in the nation. South Carolina was one of three teams with three entries.

The USBWA announced its 20-member watch list for the Ann Meyers Drysdale Award, which included Mitchell and Wilson, putting South Carolina among just three programs with multiple players recognized.

The Wooden Award got the streak going, announcing its 30-player watch list, which featured all the

## All-Time Records vs. SEC Teams

Opponent	Overall	Under Staley	SEC Season	SEC Tourn.	H	A	N	Streak	Last
Alabama	21-15	11-0	16-12	2-2	11-5	8-8	2-2	Won 11	W: 85-54, 1/29/15 (H)
Arkansas	15-17	8-3	14-15	1-2	9-5	5-10	1-2	Won 7	W: 85-32, 1/3/16 (H)
Auburn	18-21	6-3	13-15	1-1	11-7	6-12	1-2	Won 3	W: 77-58, 1/2/14 (H)
Florida	14-20	6-4	12-18	0-2	6-10	8-8	0-2	Won 6	W: 77-42, 1/19/15 (A)
Georgia	10-33	6-6	7-21	2-2	4-14	3-15	3-4	Won 3	W: 58-35, 2/5/15 (A)
Kentucky	22-33	6-9	18-25	0-2	16-9	6-20	0-4	Lost 1	L: 56-67, 3/1/15 (A)
LSU	9-22	6-5	7-22	2-0	4-10	3-12	2-0	Won 5	W: 74-54, 3/7/15 (N)
Ole Miss	18-17	8-2	14-12	2-4	10-4	6-8	2-5	Won 6	W: 77-59, 2/1/15 (A)
Miss. State	15-16	6-3	14-14	0-2	10-5	5-9	0-2	Won 6	W: 69-50, 2/26/15 (H)
Missouri	3-1	2-1	2-1	—	1-0	1-1	1-0	Won 2	W: 60-48, 1/15/15 (A)
Tennessee	4-45	3-8	2-26	1-3	2-19	1-21	1-5	Won 2	W: 62-46, 3/8/15 (N)
Texas A&M	1-3	1-3	1-2	0-1	1-1	0-1	0-1	Won 1	W: 79-61, 1/26/15 (H)
Vanderbilt	12-21	7-2	12-18	0-2	7-8	4-11	0-2	Won 6	W: 89-59, 2/15/15 (H)
<b>Totals</b>	<b>162-264</b>	<b>76-49</b>	<b>132-200</b>	<b>11-23</b>	<b>90-97</b>	<b>56-136</b>	<b>13-30</b>	<b>Won 4</b>	

Gamecocks. South Carolina joined UConn as the only schools with three players selected.

### Great Gamecock Fans

The state of South Carolina has rallied around head coach Dawn Staley's program in unprecedented numbers. Average attendance has grown steadily over the last three seasons, culminating in this season's sell-out of the season-ticket allotment – over 11,000. Only single-game, general admission tickets remain available for purchase.

South Carolina leads the nation in average attendance at 14,208 and is the only program averaging at least 10,000 fans this season.

Delving more deeply into the numbers, South Carolina's Colonial Life Arena's capacity of 18,000 makes it the seventh-largest women's basketball venue in the nation. South Carolina is the only one of those selling over 50 percent of their capacity as Gamecocks fans are filling Colonial Life Arena at 78.93 percent capacity, the highest of any facility seating at least 10,000 and sixth overall.

Prior to 2015-16, the Gamecocks led the nation in average attendance increase in each of the previous two seasons and paced the country in average attendance in

2014-15 at 12,293. South Carolina played in front of over 10,000 fans 15 times that season with 13 of those coming at Colonial Life Arena. The 17,156 fans that turned out for the Jan. 11 game against Kentucky were just shy of the women's basketball record of 17,712 (vs. Clemson, 11/22/02) at the facility.

### SEC Active Leaders

The SEC compiled its active leaders in seven statistical categories this week, and five different Gamecocks are among the top 10 in at least one category. Senior Tiffany Mitchell's league-high six entries is not a surprise given the breadth of her resume, but the appearance of sophomore A'ja Wilson at No. 4 on the active blocked shots list, which junior Alaina Coates leads, may catch some observers off guard.

Mitchell headlines the South Carolina entries ranking second in scoring (1,546); third in steals (191), field goals made (518) and 3-pointers made (143); fourth in assists (297) and eighth in rebounding (516). She is the highest-ranking guard on the rebounding list, which includes just two other true perimeter players.

Coates is the league's active leader in blocks (152), sits third in rebounds (688) and ninth in scoring (986). She also has a current SEC-high 28 career double-doubles, including six this season.

Senior Khadijah Sessions holds seventh in steals (143) and eighth in assists (256). Senior Tina Roy is on the 3-pointers made list, coming in at sixth (123).

### Double-Double Trouble

Junior center Alaina Coates has the size and skill to take over games against any opponent and continues to grow more comfortable in that role. With six double-doubles this season, she is among the SEC top 20 in both scoring (17th, 13.1 ppg) and rebounding (3rd, 9.1 rpg). Her .680 field goal percentage leads the league and ranks second in the nation. Her 2.0 blocks per game are second-best in the league as well.

With 28 career double-doubles she is tied for seventh in program history in that category, just four shy of reaching the all-time top five. With her double-double against Arkansas (Jan. 3), she tied the program record of

11 in SEC play.

The SEC's active leader with 152 career blocks, Coates holds third place in South Carolina history in the category. She is just 25 shy of Lakesha Tolliver's (2004-07) career record of 177.

### Mitchell's March

Senior guard Tiffany Mitchell has worked her way into the annual national player of the year conversations over the last two seasons, and expectations are the same this season for the two-time All-American and reigning back-to-back SEC Player of the Year. Ranking among the SEC's best in numerous categories over the last three seasons, Mitchell is steadily moving up various

### Games Led Team In...

(Tied for team lead in each category included)

Scoring	2015-16	Career	Record
A'ja Wilson	6	21	19-2
Tiffany Mitchell	4	41	39-2
Alaina Coates	2	14	13-1
Tina Roy	2	4	4-0
Bianca Cuevas	1	3	3-0
Khadijah Sessions	0	3	2-1
Asia Dozier	0	2	2-0

Rebounding	2015-16	Career	Record
Alaina Coates	7	41	39-2
A'ja Wilson	7	16	15-1
Sarah Imovbioh	2	2	2-0
Jatarie White	1	1	1-0
Tiffany Mitchell	0	10	9-1

Assists	2015-16	Career	Record
Khadijah Sessions	6	28	26-2
Asia Dozier	3	16	16-0
Tina Roy	3	13	13-0
Tiffany Mitchell	2	31	29-2
Bianca Cuevas	1	9	8-1
Shay Colley	1	1	1-0
Alaina Coates	0	1	1-0

### Miscellaneous Stats

Triple-Doubles	2015-16	Career	Record
Alaina Coates	1	1	1-0

Double-Doubles	2015-16	Career	Record
A'ja Wilson	7	12	11-1
Alaina Coates	6	28	27-1
Sarah Imovbioh	1	1	1-0
Tiffany Mitchell	0	4	4-0

20+ Points	2015-16	Career	Record
A'ja Wilson	3	8	7-1
Alaina Coates	2	10	9-1
Bianca Cuevas	1	2	2-0
Tina Roy	1	1	1-0
Tiffany Mitchell	0	13	13-0

10+ Points	2015-16	Career	Record
Tiffany Mitchell	13	87	78-9
Alaina Coates	10	57	54-3
A'ja Wilson	10	39	37-3
Bianca Cuevas	6	14	14-0
Khadijah Sessions	2	22	21-1
Sarah Imovbioh	2	2	2-0
Asia Dozier	1	14	13-1
Tina Roy	2	14	12-2
Jatarie White	1	3	3-0

10+ Rebounds	2015-16	Career	Record
A'ja Wilson	7	12	11-1
Alaina Coates	6	31	30-1
Sarah Imovbioh	3	3	3-0
Tiffany Mitchell	0	7	6-1
Asia Dozier	0	1	1-0

5+ Assists	2015-16	Career	Record
Khadijah Sessions	2	12	12-0
Asia Dozier	2	10	10-0
Tiffany Mitchell	1	12	12-0
Bianca Cuevas	1	6	6-0
Tina Roy	0	5	5-0

5+ Steals	2015-16	Career	Record
Tiffany Mitchell	0	8	8-0

5+ Blocks	2015-16	Career	Record
Alaina Coates	1	4	4-0
A'ja Wilson	1	2	1-1

### 2015-16 Scoring Differentials

Largest lead in a win..... by 52 (84-32), 4th-3:11, vs. Winthrop, 12/13  
 Largest deficit overcome to win..... by 7 (13-20), 2nd-8:58, vs. Elon, 12/22  
 by 7 (16-23), 2nd-8:15, vs. Arizona State, 11/27

### 2015-16 Roster

No.	Name	Pos.	Ht.	Yr.	Hometown/Last School
1	Bianca Cuevas	G	5-6	So.	Bronx, N.Y./Nazareth Regional
3	Kaydra Duckett	G	5-8	So.	Columbia, S.C./Dreher
4	Doniyah Cliney	G	6-0	R-Fr.	Newark, N.J./Malcolm X Shabazz
5	Khadijah Sessions	G	5-8	Sr.	Myrtle Beach, S.C./Myrtle Beach
10	Allisha Gray*	G	6-0	Jr.	Sandersville, Ga./North Carolina
15	Tiffany Davis	G	5-7	Jr.	Houston Texas/Westbury Christian
22	A'ja Wilson	F	6-5	So.	Hopkins, S.C./Heathwood Hall
23	Tina Roy	G	5-11	Sr.	Kaplan, La./Kaplan
24	Sarah Imovbioh	F	6-2	Sr.	Abuja, Nigera/Virginia
25	Tiffany Mitchell	G	5-9	Sr.	Charlotte, N.C./Providence Day
31	Asia Dozier	G/F	6-0	Sr.	Columbia, S.C./Spring Valley
35	Kaela Davis*	G	6-2	Jr.	Suwanee, Ga./Georgia Tech
40	Jatarie White	F	6-4	So.	Charlotte, N.C./Providence Day
41	Alaina Coates	C	6-4	Jr.	Irmo, S.C./Dutch Fork
44	India Farmer	F	6-0	Jr.	North Myrtle Beach, S.C./North Myrtle Beach

\* indicates will sit out 2015-16 due to NCAA transfer rules

Head Coach: Dawn Staley  
 Assoc. Head Coach: Lisa Boyer  
 Assistant Coaches: Nikki McCray-Penson, Fred Chmiel

Gamecocks' career charts as well.

Here are a few of the career benchmarks she has a chance to catch:

Category	Current	Chasing	To Go
Points	1,546 (10th)	1,585 (9th)	39
3FG Made	143 (7th)	152 (6th)	9
FT Made	367 (5th)	411 (4th)	46
FT Att.	480 (7th)	513 (6th)	33
Steals	191	212 (10th)	21
Minutes	3,480	3,485 (10th)	5
Games	117	125 (10th)	8

### Made by Tiffany's

After missing all but the final week of preseason, senior guard Tiffany Mitchell has been working herself back into form and has been showing more frequent flashes of last season's play.

Always a hard worker, Mitchell's approach to her out-of-practice work changed between her freshman and sophomore seasons, and results followed more prominently in efficiency and, as a by-product, in assist average. This season's numbers are reflecting her recent emergence after surgery as she shot 46.2 percent (24-of-52) over the last five games compared to 38.4 percent (33-of-86) in the first eight outings. From 3-point range, she has hit 12-of-26 (.462) over the last five games after netting just 12-of-38 (.316) prior to that. Similarly, her assists have gone from 2.0 per game through the first eight to 2.8 over the last five.

Here's a look at Mitchell's season-by-season breakdown:

Season	PPG	FG%	3FG%	APG
2015-16	14.0	.413	.375	2.3
2014-15	14.4	.500	.416	2.9
2013-14	15.5	.493	.541	3.5
2012-13	9.2	.379	.367	1.3

### Hometown Hero

Sophomore forward A'ja Wilson has lived up to her

billing, both this season being selected to the watch lists for the Wooden, Naismith and the USBWA Ann Meyers Drysdale Awards and last season as the SEC Freshman of the Year, First-Team All-SEC selection and the first Gamecock freshman to earn All-America honors.

This season, Wilson has been the Gamecocks' top scorer six times and top rebounder in seven games. She leads the SEC in blocks per game (2.7) and double-doubles (7), categories in which she ranks 16th and 19th in the nation, respectively. Wilson is also among the SEC's top five in scoring (4th, 17.1), rebounding (2nd, 9.3) and field goal percentage (4th, .549).

Named SEC Player of the Week three times in the first four weeks of the season, Wilson has routinely delivered at crunch time – 12 of her 20 points against #6/10 Ohio State (Nov. 13) came in the fourth quarter, including six of the team's 10 in the final 2:35; scoring and rebounding late at UCLA (Nov. 22) put Gamecocks on top in final 3:00 of tight game; three rebounds in final 18 seconds of tie game vs. #16/18 Arizona State (Nov. 27) led to game-winning free throws with 0.6 seconds to play; 10 points in fourth quarter vs. CSU Bakersfield (Nov. 28) broke open seven-point game heading into the period; and 20 second-half points against Duke included 12 of the team's 16 in the third quarter and six in the final 1:45 of the game.

### Back in the Spotlight

Senior guard/forward Asia Dozier returned to the starting lineup against Hampton (Dec. 16), once again working her way into the opening tipoff after selflessly yielding her spot to a teammate in the team's best interest. The two-time team captain notably offered her starting role prior to the 2014-15 season, which head coach Dawn Staley gave it to Alaina Coates for the first six games before deciding that the two players' roles were better served in the reverse. This season, Dozier stepped aside for fellow-senior Tina Roy, who had been shooting well in the preseason and could provide more immediate offensive punch. Yet again, Dozier kept a good attitude and work ethic throughout, proving her value to her coach and team, and Staley reinserted her into the lineup eight games into the season.

Dozier's response has been outstanding, making key contributions over her last four games, during which she averaged 8.0 points on 60.0 percent shooting (12-of-

20), including 6-of-11 (.545) from 3-point range, and 2.8 assists in 20.3 minutes.

### The Senior Sessions

Named a team captain for the second time in three seasons, senior Khadijah Sessions has had a vice-like grip on the starting point guard spot for the Gamecocks over the last three seasons. After leading the team to back-to-back SEC regular-season championships and the program's first NCAA Final Four during that stretch, the Myrtle Beach, S.C., native took the challenge of expanding her offensive game to force opposing defenses to honor her as a scoring threat, especially in the half-court.

Sessions has delivered so far, shooting a career-best 49.0 percent from the field this season. She has scored at least five points nine times through 13 games, including a pair of double-digit outings. In the Gamecocks' last five home games, Sessions hit 11-of-18 (.611) from the field. Meanwhile, her assists (2.9 per game) and steals (2.0 per game) have remained on par with her previous two seasons' averages.



### Around the SEC

(Thru 12/30)

	SEC Games			Overall		
	W	L	Pct.	W	L	Pct.
South Carolina	1	0	1.000	13	0	1.000
Mississippi St.	1	0	1.000	14	1	.933
Alabama	1	0	1.000	12	2	.857
Auburn	1	0	1.000	11	3	.785
Texas A&M	1	0	1.000	11	3	.785
Tennessee	1	0	1.000	10	3	.769
Ole Miss	1	0	1.000	9	5	.642
Missouri	0	1	.000	13	1	.928
Kentucky	0	1	.000	11	1	.916
Florida	0	1	.000	12	2	.857
Georgia	0	1	.000	12	2	.857
Vanderbilt	0	1	.000	11	3	.785
LSU	0	1	.000	6	8	.428
Arkansas	0	1	.000	5	9	.357

### Coming Up

#### January 7

Alabama at #10/9 Kentucky, 7 p.m. (SECN^)  
 #20/- Missouri at Georgia, 7 p.m. (SECN^)  
 Florida at #12/11 Tennessee, 7:30 p.m. (SECN^)  
 #13/10 Texas A&M at Arkansas, 8 p.m. (SECN^)  
 Auburn at #7/6 Miss. State, 8:30 p.m. (SECN^)  
 Ole Miss at LSU, 8:30 p.m. (SECN^)

Rankings are listed as AP/ESPN Poll  
 All Times Eastern; TV Network in ()

### AP Top 25

(Week of Jan. 4)

1. Connecticut	11-0
2. South Carolina	13-0
3. Notre Dame	13-1
4. Texas	13-0
5. Ohio State	10-3
6. Baylor	14-1
7. Mississippi State	14-1
8. Maryland	12-2
9. Stanford	11-2
10. Kentucky	11-1
11. Oregon State	10-2
12. Tennessee	9-3
13. Texas A&M	11-3
14. Arizona State	10-3
15. UCLA	10-3
16. Northwestern	12-2
17. Oklahoma	10-3
18. Duke	11-4
19. Florida State	10-4
20. Missouri	13-0
21. California	9-3
22. South Florida	8-3
23. Michigan State	10-3
24. DePaul	10-5
25. Seton Hall	13-1

### USA Today Coaches Top 25

(Week of Jan. 4)

1. Connecticut	11-0
2. South Carolina	13-0
3. Notre Dame	13-1
4. Texas	13-0
5. Ohio State	10-3
6. Mississippi State	14-1
7. Baylor	14-1
8. Maryland	12-2
9. Kentucky	11-1
10. Texas A&M	11-3
11. Tennessee	9-3
12. Oregon State	10-2
13. Stanford	11-2
14. Arizona State	10-3
15. Florida State	10-4
16. Duke	11-4
17. Northwestern	12-2
18. South Florida	8-3
19. Oklahoma	10-3
20. Seton Hall	13-1
21. UCLA	10-3
22. Michigan State	10-3
23. Iowa	12-2
24. DePaul	10-5
25. Syracuse	11-3

## South Carolina's Record When...

	SEC	All
Record.....	1-0	13-0
Playing a ranked opponent.....	0-0	3-0
Playing at home .....	1-0	7-0
Playing on the road .....	0-0	3-0
Playing at neutral site .....	0-0	3-0
Leading at half .....	1-0	11-0
Trailing at half .....	0-0	2-0
Tied at half .....	0-0	0-0
Playing an overtime game .....	0-0	0-0
0 players score in double figures .....	0-0	0-0
1 player scores in double figures .....	0-0	0-0
2 players score in double figures .....	0-0	2-0
3 players score in double figures .....	0-0	5-0
4 players score in double figures .....	0-0	3-0
5 players score in double figures .....	1-0	3-0
More than 5 players in double figures.....	0-0	0-0
Starters out-score opponent's starters .....	1-0	12-0
Opponent's starters score equal/more .....	0-0	1-0
Bench out-scores opponent's bench .....	1-0	12-0
Opponent's bench scores equal/more.....	0-0	1-0
SC Starters out-score SC Bench.....	1-0	13-0
SC Bench out-scores/ties SC Starters .....	0-0	0-0
Shooting 50% or better .....	1-0	4-0
Shooting between 40-49% .....	0-0	8-0
Shooting between 30-39% .....	0-0	1-0
Shooting less than 30% .....	0-0	0-0
Opponent shoots 50% or better .....	0-0	0-0
Opponent shoots between 40-49% .....	0-0	2-0
Opponent shoots between 30-39% .....	0-0	7-0
Opponent shoots less than 30% .....	1-0	4-0
Shooting better than opponent.....	1-0	13-0
Shooting worse than/equal to opponent .....	0-0	0-0
Having more FTs made than opponent .....	1-0	12-0
Having equal/less FTs made than opponent .....	0-0	1-0
Out-rebounding opponent.....	1-0	12-0
Having equal/less rebounds than opponent .....	0-0	1-0
Having more TOs than opponent .....	0-0	4-0
Having equal or less TOs than opponent.....	1-0	9-0
Attempting more FT than 3FG.....	0-0	8-0
Attempting equal/less FT than 3FG .....	1-0	5-0
Making 5 or more 3FGs.....	1-0	8-0
Making less than 5 3FGs.....	0-0	5-0
Making no 3 FGs.....	0-0	0-0
Attempting 15 or more 3FGs.....	1-0	8-0
Attempting less than 15 3FGs .....	0-0	5-0

	SEC	All
No South Carolina players foul out .....	1-0	12-0
One or more SC players foul out.....	0-0	1-0
Having 20 or more assists.....	0-0	2-0
Having less than 20 assists.....	1-0	11-0
Scoring more pts. in paint than opponent .....	1-0	13-0
Scoring equal/less pts. in paint than opp. ....	0-0	0-0
Scoring more pts. off TOs than opponent .....	1-0	10-0
Scoring equal/less pts. off TOs than opp. ....	0-0	3-0
Scoring more 2nd-chance pts. ....	1-0	11-0
Scoring equal/less 2nd-chance pts.....	0-0	2-0
Scoring more fast break pts.....	1-0	11-0
Scoring equal/less fast break pts.....	0-0	2-0
Wearing white uniforms .....	1-0	9-0
Wearing black uniforms .....	0-0	4-0
Wearing pink uniforms .....	0-0	0-0
Playing in tournaments/classics .....		4-0
Playing on live television .....	1-0	11-0
Playing in November.....		7-0
Playing in December .....		5-0
Playing in January .....	1-0	1-0
Playing in February .....	0-0	0-0
Playing in March.....	0-0	0-0
Playing during the day.....	1-0	8-0
Playing at night .....	0-0	5-0
Playing on Sunday.....	1-0	7-0
Playing on Monday.....	0-0	0-0
Playing on Tuesday.....	0-0	1-0
Playing on Wednesday.....	0-0	2-0
Playing on Thursday.....	0-0	0-0
Playing on Friday .....	0-0	2-0
Playing on Saturday.....	0-0	1-0
Margin is less than 5 pts. ....	0-0	2-0
Margin is between 5-9.....	0-0	1-0
Margin is between 10-19.....	0-0	4-0
Margin is 20 pts. or more.....	1-0	6-0
Having a 20-pt. scorer.....	1-0	6-0
Having a 30-pt. scorer.....	0-0	0-0
Scoring 49 points or less.....	0-0	0-0
Scoring 50-59 points.....	0-0	0-0
Scoring 60-69 points.....	0-0	5-0
Scoring 70-79 points.....	0-0	1-0
Scoring 80-89 points.....	1-0	5-0
Scoring 90-99 points.....	0-0	2-0
Scoring 100 points or more.....	0-0	0-0



## 2015-16 Team High/Low

South Carolina Highs	South Carolina Lows	Category	Opponent Lows	Opponent Highs
92 vs. UNCG, 11/15	60 vs. Arizona State, 11/27	<b>Points in Game</b>	32, Arkansas, 1/3	80, Ohio State, 11/13
56 (2nd) vs. Hampton, 12/16	29 (1st) at Hawaii, 11/29	<b>Points in a Half</b>	13 (1st), Winthrop, 12/13	47 (1st), Ohio State, 11/13
35 (2nd) vs. Arkansas, 1/3	9 (1st) vs. Arkansas, 1/3 9 (4th) at Clemson, 11/18	<b>Points in a Quarter</b>	6 (2nd), Winthrop, 12/13	26 (1st), Ohio State, 11/13
35 vs. CSUB, 11/28 35 vs. UNCG, 11/15	23 at Clemson, 11/18	<b>Field Goals Made</b>	13, Arkansas, 1/3	26, Ohio State, 11/13
69 vs. Ohio State, 11/13	55 at Hawaii, 11/29	<b>Field Goal Attempts</b>	43, at Clemson, 11/18	80, Ohio State, 11/13
.548 (34-62) vs. Winthrop, 12/13	.365 (23-63) at Clemson, 11/18	<b>FG Percentage</b>	.241 (13-54), Arkansas, 1/3	.442 (23-52), Elon, 12/22
11 vs. Arkansas, 1/3	1 vs. Arizona State, 11/17	<b>3-Point FG Made</b>	1, Arkansas, 1/3 1, Winthrop, 12/13	10, Ohio State, 11/13
25 at Clemson, 11/18	10 vs. Duke, 12/6	<b>3-Point FG Attempts</b>	7, at Clemson, 11/18	23, vs. ECU, 12/20 23, Ohio State, 11/13
.478 (11-23) vs. Arkansas, 1/3	.091 (1-11) vs. Arizona St., 11/27	<b>3-Point FG Percentage</b>	.083 (1-12), Arkansas, 1/3	.444 (8-18), vs. CSUB, 11/28
24 vs. Hampton, 12/16	8 vs. Arkansas, 1/3	<b>Free Throws Made</b>	4, Winthrop, 12/13	18, Ohio State, 11/13
35 vs. Ohio State, 11/13	12 vs. Winthrop, 12/13	<b>Free Throw Attempts</b>	8, Hampton, 12/16	25, at UCLA, 11/22
.875 (14-16) at UCLA, 11/22	.500 (14-28) at Clemson, 11/18	<b>FT Percentage</b>	.267 (4-15), Winthrop, 12/13	.929 (13-14), vs. ECU, 12/20
54 vs. ECU, 12/20	30 at Hawaii, 11/29	<b>Rebounds</b>	19, Hampton, 12/16	42, Ohio State, 11/13
25 vs. UNCG, 11/15	6 vs. Arizona State, 11/27	<b>Assists</b>	3, Ohio State, 11/13	16, vs. CSUB, 11/28
25 vs. Winthrop, 12/13				
15 vs. UNCG, 11/15	3 vs. Hampton, 12/16	<b>Steals</b>	0, at Clemson, 11/18	13, at UCLA, 11/22 13, Ohio State, 11/13
16 vs. Winthrop, 12/13	2 Arkansas, 1/3 2 vs. Hampton, 12/1	<b>Blocked Shots</b>	0, at Clemson, 11/18	10, Ohio State, 11/13
21 vs. Arizona State, 11/27	5 vs. CSUB, 11/28	<b>Turnovers</b>	9, Hampton, 12/16	21, UNCG, 11/15
21 at UCLA, 11/22	5 at Clemson, 11/18		9, at UCLA, 11/22	
22 at Hawaii, 11/29	11 vs. Arkansas, 1/3	<b>Fouls</b>	16, Winthrop, 12/13	29, Ohio State, 11/13

## 2015-16 Individual Superlatives

Category	South Carolina	Opponent
<b>Points in Game</b>	29 by Alaina Coates vs. Winthrop, 12/13	36 by Kelsey Mitchell, Ohio State, 11/13
<b>Points in a Half</b>	20 (2nd) by A'ja Wilson vs. Duke, 12/6	21 (2nd) by Kelsey Mitchell, Ohio State, 11/13
<b>Points in a Quarter</b>	15 (3rd) by Tina Roy vs. Arkansas, 1/3	13 (4th) by Kelsey Mitchell, Ohio State, 11/13
<b>Field Goals Made</b>	13 by Alaina Coates vs. Winthrop, 12/13	10 by Kelsey Mitchell, Ohio State, 11/13
<b>Field Goal Attempts</b>	19 by A'ja Wilson vs. Duke, 12/6	24 by Kelsey Mitchell, Ohio State, 11/13
<b>FG Percentage</b>	1.00 (3-3) by Tina Roy vs. Elon, 12/22 1.00 (3-3) by Shay Colley vs. CSU Bakersfield, 11/28	.667 (6-9) by Kyra Lambert, Duke, 12/6 .667 (6-9) by Destiny King, at Hawaii, 11/29
<b>3-Point FG Made</b>	7 by Tina Roy vs. Arkansas, 1/3	4 by Katie Hemen, vs. Arizona State, 11/27 4 by Ameryst Alston, Ohio State, 11/13 4 by Kelsey Mitchell, Ohio State, 11/13
<b>3-Point FG Attempts</b>	12 by Tina Roy vs. Arkansas, 1/3	9 by Kelsey Mitchell, Ohio State, 11/13
<b>3-Point FG Percentage</b>	1.00 (3-3) by Tina Roy vs. Elon, 12/22	.800 (4-5) by Ameryst Alston, Ohio State, 11/13
<b>Free Throws Made</b>	8 by A'ja Wilson vs. Duke, 12/6	12 by Kelsey Mitchell, Ohio State, 11/13
<b>Free Throw Attempts</b>	10 by A'ja Wilson vs. Duke, 12/6 10 by Alaina Coates vs. Ohio State, 11/13	13 by Kelsey Mitchell, Ohio State, 11/13
<b>FT Percentage</b>	1.00 (6-6) by Alaina Coates vs. Elon, 12/22 1.00 (6-6) by Tiffany Mitchell at UCLA, 11/22	1.00 (6-6) by Jada Payne, East Carolina, 12/20
<b>Rebounds</b>	16 by Alaina Coates vs. Winthrop, 12/13/15	15 by Shayla Cooper, Ohio State, 11/13
<b>Assists</b>	6 by Khadijah Sessions vs. Winthrop, 12/13 6 by Bianca Cuevas vs. CSU Bakersfield, 11/28 6 by Asia Dozier vs. UNCG, 11/15 6 by Tina Roy vs. UNCG, 11/15	8 by Shay Burnett, Elon, 12/22
<b>Steals</b>	4 by Khadijah Sessions vs. Duke, 12/6 4 by Khadijah Sessions at Hawaii, 11/29 4 by Tiffany Mitchell at Clemson, 11/18 4 by Tiffany Mitchell vs. Ohio State, 11/13 4 by Khadijah Sessions vs. Ohio State, 11/13	6 by Jordin Canada, at UCLA, 11/22
<b>Blocked Shots</b>	10 by Alaina Coates vs. Winthrop, 12/13	4 by Kaylah Lupoe, Hampton, 12/16
<b>Turnovers</b>	8 by Tiffany Mitchell vs. Ohio State, 11/13	8 by Shayla Cooper, Ohio State, 11/13

## Gamecock Career Highs

### Alaina Coates

<b>Pts</b>	29 vs. Winthrop, 12/13/15
<b>FG</b>	13 vs. Winthrop, 12/13/15
<b>FGA</b>	16 vs. Vanderbilt, 1/5/14
<b>FG %</b>	1.000 (7-7) vs. SC St., 12/22/13
<b>FT</b>	11 at San Diego St., 11/23/13
<b>FTA</b>	15 at San Diego St., 11/23/13
<b>FT %</b>	1.000 (10-10) vs. North Carolina, 3/27/15
<b>Reb</b>	17 vs. Kentucky, 1/9/14
<b>Off Reb</b>	7 vs. Kentucky, 1/9/14
<b>Def Reb</b>	13 vs. CSU Northridge, 3/23/14
<b>Blk</b>	10 vs. Winthrop, 12/13/15
<b>Stl</b>	3, 3x, last vs. UNCG, 11/15/15
<b>Asst</b>	3, 3x, last vs. Savannah State, 3/22/15
<b>Min</b>	32 at UCLA, 11/22/15

### Bianca Cuevas

<b>Pts</b>	21 at Ole Miss, 2/1/15
<b>FG</b>	8 vs. CSUB, 11/28/15
<b>FGA</b>	14 at Georgia, 2/5/15
<b>FG %</b>	.833 (5-6) at Hampton, 12/17/14
<b>3FG</b>	2, 5x, last vs. CSUB, 11/28/15
<b>3FGA</b>	6 vs. Clemson, 11/20/14
<b>3FG %</b>	.667 (2-3) at Hampton, 12/17/14
<b>FT</b>	9 at Ole Miss, 2/1/15
<b>FTA</b>	11 at Ole Miss, 2/1/15
<b>FT %</b>	1.000 (5-5) vs. Syracuse, 3/22/15
<b>Reb</b>	4, 6x, last vs. Duke, 12/6/15
<b>Off Reb</b>	3 vs. Alabama, 1/29/15
<b>Blk</b>	2 vs. NC Central, 12/1/14
<b>Stl</b>	4, 2x, last vs. Savannah State, 12/14/14
<b>Asst</b>	6 vs. CSUB, 11/28/15
<b>Min</b>	29 at Hawaii, 11/29/15

### Asia Dozier

<b>Pts</b>	16, 2x, at San Diego St., 11/23/13
<b>FG</b>	6, 2x, last at Alabama, 1/8/15
<b>FGA</b>	13 at San Diego St., 11/23/13
<b>FG %</b>	1.00 (4-4) at Kentucky, 2/14/13
<b>3FG</b>	4, 2x, last vs. Syracuse, 3/22/15
<b>3FGA</b>	10 at San Diego St., 11/23/13
<b>3FG %</b>	1.000 (2-2), 3x, last vs. East Carolina, 12/20/15
<b>FT</b>	4, 3x, last vs. Florida State, 3/29/15
<b>FTA</b>	7 vs. Elon, 11/9/12
<b>FT %</b>	1.000 (4-4), 2x, last vs. Florida State, 3/29/15
<b>Reb</b>	10 vs. Elon, 11/9/12
<b>Off Reb</b>	4 vs. Elon, 11/9/12
<b>Blk</b>	3 at Kentucky, 3/1/15
<b>Stl</b>	2, 9x, last vs. Hampton, 12/16/15
<b>Asst</b>	6, 3x, last vs. UNCG, 11/15/15
<b>Min</b>	40 at Arkansas, 1/2/14

### Kaydra Duckett

<b>Pts</b>	3 vs. Hampton, 12/16/15
<b>FGA</b>	4 vs. Winthrop, 12/13/15
<b>3FGA</b>	2 vs. Hampton, 12/16/15
<b>FT</b>	2 vs. Savannah State, 12/14/14
<b>FTA</b>	2 vs. Savannah State, 12/14/14
<b>FT %</b>	1.000 (2-2) vs. Savannah State, 12/14/14
<b>Reb</b>	4 vs. Savannah State, 12/14/14
<b>Off Reb</b>	2 vs. Savannah State, 12/14/14
<b>Asst</b>	3 vs. Winthrop, 12/13/15
<b>Min</b>	15 vs. Winthrop, 12/13/15

### India Farmer

<b>Pts</b>	3, 2x, last vs. Alabama, 1/19/14
<b>FGA</b>	3 vs. NC Central, 12/2/13
<b>3FGA</b>	2 vs. NC Central, 12/2/13
<b>FT</b>	2 at Florida, 1/19/15
<b>FTA</b>	2, 2x, last, at Florida, 1/19/15
<b>FT %</b>	1.000 (2-2) at Florida, 1/19/15
<b>Reb</b>	3 vs. NC Central, 12/2/13
<b>Blk</b>	2 vs. UNCG, 11/15/15
<b>Min</b>	11 vs. NC Central, 12/2/13

### Sarah Imovbioh

<b>Pts</b>	19 vs. Hampton, 12/16/15
<b>FG</b>	6 vs. Hampton, 12/16/15
<b>FGA</b>	8 vs. Hampton, 12/16/15
<b>FG %</b>	1.00 (3-3) vs. Winthrop, 12/13/15
<b>FT</b>	7 vs. Hampton, 12/16/15
<b>FTA</b>	9 vs. Hampton, 12/16/15
<b>FT %</b>	.777 (7-9) vs. Hampton, 12/16/15
<b>Reb</b>	12 vs. East Carolina, 12/20/15
<b>Off Reb</b>	5, 2x, last vs. Hampton, 12/16/15
<b>Def Reb</b>	8 vs. East Carolina, 12/20/15
<b>Stl</b>	2, 2x, last at Clemson, 11/18/15
<b>Asst</b>	2 vs. East Carolina, 12/20/15
<b>Min</b>	24 vs. Hampton, 12/16/15

### Tiffany Mitchell

<b>Pts</b>	25 vs. Georgia, 2/27/14
<b>FG</b>	8, 6x, last vs. Florida State, 3/29/15
<b>FGA</b>	17 vs. Tennessee, 1/3/13
<b>FG %</b>	.857 (6-7) vs. Savannah State, 12/14/14
<b>3FG</b>	6, 2x, last at Hampton, 12/17/14
<b>3FGA</b>	8, 2x, last at Hampton, 12/17/14
<b>3FG %</b>	1.000 (6-6) vs. San Diego State, 11/23/14
<b>FT</b>	13 vs. CSU Northridge, 3/23/14
<b>FTA</b>	17 vs. CSU Northridge, 3/23/14
<b>FT %</b>	1.000 (10-10) vs. Georgia, 2/27/14
<b>Reb</b>	11, 5x, last at Arkansas, 1/2/14
<b>Off Reb</b>	6 at Florida, 1/20/13
<b>Blk</b>	3 at Arkansas, 2/19/15
<b>Stl</b>	7 vs. NC Central, 12/1/14
<b>Asst</b>	9 at San Diego State, 11/23/13
<b>Min</b>	40, 2x, last vs. Florida State, 3/29/15

### Tina Roy

<b>Pts</b>	21 vs. Arkansas, 1/3/16
<b>FG</b>	7 vs. Arkansas, 1/3/16
<b>FGA</b>	14 at UCLA, 11/22/15
<b>FG %</b>	1.000 (4-4) at Alabama, 1/8/15
<b>3FG</b>	7 vs. Arkansas, 1/3/16
<b>3FGA</b>	12 vs. Arkansas, 1/3/16
<b>3FG %</b>	1.000 (3-3), 2x, last vs. Elon, 12/22/15
<b>FT</b>	4 at Southern Cal, 11/25/13
<b>FTA</b>	4, 4x, last vs. Georgia, 2/27/14
<b>FT %</b>	1.000 (4-4) at Southern Cal, 11/25/13
<b>Reb</b>	8 at Mississippi State, 2/6/14
<b>Off Reb</b>	3, 2x, last vs. CSU Northridge, 3/23/14
<b>Blk</b>	2 vs. Mississippi State, 2/6/14
<b>Stl</b>	3 vs. Southern Cal, 11/15/14
<b>Asst</b>	10 vs. Savannah State, 12/14/14
<b>Min</b>	37 at UCLA, 11/22/15

### Khadijah Sessions

<b>Pts</b>	19 vs. Auburn, 2/3/13
<b>FG</b>	6, 2x, last vs. Seton Hall, 11/17/13
<b>FGA</b>	15 at Missouri, 2/28/13
<b>FG %</b>	.833 (5-6) vs. LSU, 2/12/15
<b>3FG</b>	3, 4x, last vs. LSU, 3/7/15
<b>3FGA</b>	6, 3x, last vs. Kentucky, 1/11/15
<b>3FG %</b>	1.00 (3-3) at Kentucky, 2/20/14
<b>FT</b>	8 vs. Auburn, 2/3/13
<b>FTA</b>	12 vs. Missouri, 2/2/14
<b>FT %</b>	1.00 (5-5) at Kentucky, 2/20/14
<b>Reb</b>	6 vs. Clemson, 11/20/14
<b>Off Reb</b>	3, 2x, last vs. Arizona State, 11/27/15
<b>Stl</b>	4, 13x, last vs. Duke, 12/6/15
<b>Asst</b>	8 vs. NC Central, 12/1/14
<b>Min</b>	37, 2x, last vs. Duke, 12/6/15

### Jatarie White

<b>Pts</b>	14 vs. East Carolina, 12/20/15
<b>FG</b>	5, 2x, last vs. East Carolina, 12/20/15
<b>FGA</b>	12 vs. Clemson, 11/20/14
<b>FG %</b>	.626 (5-8) vs. East Carolina, 12/20/15
<b>FT</b>	4 vs. East Carolina, 12/20/15
<b>FTA</b>	6 vs. East Carolina, 12/20/15
<b>FT %</b>	1.000 (2-2), 2x, last vs. Hampton, 12/16/15
<b>Reb</b>	9 vs. Winthrop, 12/13/15
<b>Off Reb</b>	4 at Clemson, 11/18/15
<b>Def Reb</b>	8 vs. Winthrop, 12/13/15
<b>Blk</b>	4 vs. Winthrop, 12/13/15
<b>Stl</b>	2 vs. Syracuse, 3/22/15
<b>Asst</b>	2, 4x, last at Clemson, 11/18/15
<b>Min</b>	22 vs. San Diego St., 11/23/14

### A'ja Wilson

<b>Pts</b>	28 vs. Duke, 12/6/15
<b>FG</b>	10, 2x, last vs. Duke, 12/6/15
<b>FGA</b>	19 vs. Duke, 12/6/15
<b>FG %</b>	.800 (8-10) vs. Savannah State, 12/14/14
<b>FT</b>	11 vs. LSU, 2/12/15
<b>FTA</b>	15 vs. LSU, 2/12/15
<b>FT %</b>	1.00 (5-5) vs. Miss. St., 2/26/15
<b>Reb</b>	19 at Kentucky, 3/1/15
<b>Off Reb</b>	6, 2x, last vs. Duke, 12/6/15
<b>Def Reb</b>	14 at Kentucky, 3/1/15
<b>Blk</b>	6, 2x, last vs. UNCG, 11/15/15
<b>Stl</b>	3, 4x, last vs. Central Michigan, 12/20/14
<b>Asst</b>	4 vs. CSUB, 11/28/15
<b>Min</b>	33 at Kentucky, 3/1/15

## The Last Time...

### Individual

#### Scored 50 Points

**South Carolina** 51, Jocelyn Penn vs. Stetson, 1/4/03  
**Opponent** Never

#### Scored 40 Points

**South Carolina** 51, Jocelyn Penn vs. Stetson, 1/4/03  
**Opponent** 46, Cornelia Gayden, LSU, 1/14/95

#### Scored 30 Points

**South Carolina** 30, Ieasia Walker vs. Clemson, 11/18/10  
**Opponent** 36, Kelsey Mitchell, Ohio State, 11/13/15

#### Grabbed 20 Rebounds

**South Carolina** 25, Kelsey Bone vs. Boston University, 12/28/09  
**Opponent** 24, Courtney Paris, Oklahoma, 12/30/07

#### Grabbed 15 Rebounds

**South Carolina** 15, Alaina Coates vs. East Carolina, 12/20/15  
**Opponent** 15, Shayla Cooper, Ohio State, 11/13/15

#### Two Players with 20 or More Points

**South Carolina** A'ja Wilson 26/Bianca Cuevas 20 vs. CSU Bakersfield, 11/28/15  
**Opponent** Kelsey Mitchell 36/Ameryst Alston 23, Ohio State, 11/13/15

#### Two Players with 10 or More Rebounds

**South Carolina** Alaina Coates 10/A'ja Wilson 10 vs. Arkansas, 1/3/16  
**Opponent** Shela Boykin 12/Danielle Ballard 12, LSU, 2/12/15

#### Had 10 Assists

**South Carolina** 10, Tina Roy vs. Savannah State, 12/14/14  
**Opponent** 11, Marneshia Richard, Mississippi State, 1/21/07

#### Had Five Steals

**South Carolina** 5, Tiffany Mitchell at Arkansas, 2/19/15  
**Opponent** 6, Jordin Canada, at UCLA, 11/22/15

#### Had Five Blocked Shots

**South Carolina** 10, Alaina Coates vs. Winthrop, 12/13/15  
**Opponent** 5, Breanna Stewart, at UConn, 2/9/15

#### Had a Double-Double

**South Carolina** Alaina Coates (11 pts/10 rebs)/A'ja Wilson (14 pts/10 rebs) vs. Arkansas, 1/3/16  
**Opponent** Marina Laramie (13 pts/10 rebs) vs. East Carolina, 12/20/15

#### Two Players had a Double-Double

**South Carolina** Alaina Coates (11 pts/10 rebs)/A'ja Wilson (14 pts/10 rebs) vs. Arkansas, 1/3/16  
**Opponent** Sheila Boykin (12 pts/12 rebs)/Danielle Ballard (16 pts/12 rebs), LSU, 2/12/15

#### Three Players had a Double-Double

**South Carolina** Ashley Bruner (16 pts/12 rebs)/Aleighsa Welch (16 pts/ 11 rebs)/Elem Ibiyam (12 pts/10 rebs) vs. Kansas, 3/25/13  
**Opponent** Merlakia Jones (26 pts/10 rebs)/Takilya Davis (19 pts/13 rebs)/DeLisha Milton (14 pts/15 rebs), at Florida, 2/20/94

#### Had a Triple-Double

**South Carolina** Alaina Coates (29 pts/16 rebs/10 blks) vs. Winthrop, 12/13/15  
**Opponent** Never

### Team

#### Scored 100 Points

**South Carolina** 102 at Alabama, 1/8/15  
**Opponent** 103, Clemson, 11/21/03

#### Won by 30 or More Points

**South Carolina** 85-32 (53) vs. Arkansas, 1/3/16  
**Opponent** 66-34 (32), Georgia, 3/4/11

#### Shot 65% or Better from the Field

**South Carolina** .652 (45-69) vs. East Tennessee State, 12/19/00  
**Opponent** Never

#### Shot 60% or Better from the Field

**South Carolina** .612 (30-49) vs. Florida State, 3/29/15  
**Opponent** .604 (29-48), Vanderbilt, 1/18/01

#### Shot 50% or Better from the Field

**South Carolina** .524 (33-63) vs. Arkansas, 1/3/16  
**Opponent** .554 (31-56), at UConn, 2/9/15

#### No Players in Double-Figure Points

**South Carolina** at Auburn, 1/19/12  
**Opponent** Arkansas, 1/3/16

#### Five Players in Double-Figure Points

**South Carolina** vs. Arkansas, 1/3/16  
**Opponent** Arkansas, 2/14/10

#### More Than Five Players in Double-Figure Points

**South Carolina** 6 vs. Syracuse, 3/22/15  
**Opponent** 6 at Georgia, 2/13/03

#### Faced AP Top-25 Opponent

**Win** 66-55 vs. No. 14 Duke, 12/6/15  
**Loss** 56-67 at No. 13 Kentucky, 3/1/15

#### Faced AP Top-10 Opponent

**Win** 88-80 vs. No. 6 Ohio State, 11/13/15  
**Loss** 87-62 at No. 2 UConn, 2/9/15

#### Faced AP Top-5 Opponent

**Win** 62-46 vs. No. 5 Tennessee, 3/8/15  
**Loss** 87-62 at No. 2 UConn, 2/9/15

#### Faced AP No. 1 Team

**Win** Never  
**Loss** 49-53 vs. No. 1 Stanford, 12/19/12

#### Overtime Game

**Win** 58-55 vs. Drexel, 11/28/12  
**Loss** 65-57 at Texas A&M, 1/16/14

#### Double-Overtime Game

**Win** 92-91 at Florida State, 2/4/91  
**Loss** 92-94 at Clemson, 11/19/09

#### South Carolina Was Ranked (AP Poll)

**No. 1** 2/9/15  
**Top 10** No. 2, 1/4/16  
**Top 25** No. 2, 1/4/16

# Staley Era Team Records

*Italics indicates set in 2015-16*

## Scoring

Most	Points
1. vs. Savannah State, 12/14/14	111
2. at Alabama, 1/8/15	102
3. vs. Clemson, 11/20/14	99
vs. Ole Miss, 1/30/14	99
vs. Charleston Southern, 11/8/13	99

Fewest	Points
1. at Stanford, 11/26/10	32
2. vs. Georgia, 3/4/11	34
3. vs. Mississippi State, 3/5/09	39
4. at Georgia, 1/13/13	40
5. at Mississippi State, 2/26/09	41

Fewest Allowed	Points
1. vs. South Carolina State, 12/14/11	21
2. vs. Presbyterian, 11/27/11	24
3. vs. NC Central, 12/1/14	26
vs. SC State, 12/22/13	26
5. vs. NC Central, 12/2/13	27

Most Allowed	Points
1. at Clemson, 11/19/09	94
2. vs. North Carolina, 12/20/09	93
3. at Connecticut, 2/9/15	87
4. vs. Xavier, 11/12/10	84
5. at Tennessee, 2/17/11	82
at Florida, 2/22/09	82

## Margin of Outcome

Victory	Score	Margin
1. vs. Charleston Southern, 11/8/13	99-29	+70
2. vs. NC Central, 12/1/14	90-26	+64
3. vs. Savannah State, 12/14/14	111-49	+62
4. vs. Clemson, 11/20/14	99-41	+58
5. vs. <i>Arkansas</i>	85-32	+53

Defeat	Score	Margin
1. at Stanford, 11/26/10	32-70	-38
2. vs. Georgia, 3/4/11	34-66	-32
3. vs. Stanford, 12/19/08	47-78	-31
4. at Penn State, 11/21/10	48-78	-30
5. vs. Connecticut, 12/28/08	48-77	-29

## Field Goals

Made	FGM
1. vs. Charleston Southern, 11/8/13	39
2. vs. Savannah State, 12/14/14	38
vs. Clemson, 11/20/14	38
4. at Alabama, 1/8/15	37
vs. Central Michigan, 12/20/14	37

Attempts	FGA
1. vs. Penn State, 11/20/11	76
2. at Clemson, 11/19/09	74
3. vs. Tennessee, 1/20/11	73
4. vs. Central Michigan, 12/20/14	72
vs. Clemson, 11/20/14	72
vs. Kansas, 3/25/13	72

Highest Percentage (Min. 40 FGA)	FGM-A	Pct
1. vs. Savannah State, 3/20/15	34-53	.642
2. at Alabama, 1/8/15	37-58	.638
3. vs. Florida State, 3/29/15	30-49	.612
4. vs. Charleston Southern, 11/8/13	39-64	.609
5. vs. Ole Miss, 1/30/14	31-51	.608

Lowest Percentage (Min. 40 FGA)	FGM-A	Pct
1. at Stanford, 11/26/10	12-55	.218
2. vs. Georgia, 3/4/11	12-52	.231
3. at Florida, 1/20/13	15-64	.234
4. at Kentucky, 2/5/09	13-55	.236
5. at Georgia, 1/2/11	13-54	.241

Lowest Percentage Allowed	FGM-A	Pct
1. vs. South Carolina State, 12/14/11	6-48	.125
2. vs. NC Central, 12/2/13	8-50	.160
3. vs. Charleston Southern, 11/8/13	10-54	.185
4. vs. Arkansas, 3/6/15	11-57	.193
vs. Hampton, 11/22/12	11-57	.193

Highest Percentage Allowed	FGM-A	Pct
1. vs. Connecticut, 12/28/08	35-62	.565
vs. Florida, 1/9/11	26-46	.565
3. vs. Xavier, 11/12/10	34-61	.557
4. at Connecticut, 2/9/15	31-56	.554
5. at Kentucky, 1/13/11	30-55	.545

## 3-Point Field Goals

Made	3FGM
1. vs. <i>Arkansas</i> , 1/3/16	11
at Alabama, 1/8/15	11
3. vs. <i>Winthrop</i> , 12/13/15	9
at Hampton, 12/17/14	9
vs. Syracuse, 11/28/14	9
vs. San Diego State, 11/23/14	9
Seven other times	9

Attempts	3FGA
1. vs. Penn State, 11/20/11	29
2. vs. College of Charleston, 11/14/13	28
vs. North Carolina, 12/19/10	28
4. vs. Syracuse, 11/28/14	26
5. at <i>Clemson</i> , 11/18/15	25
vs. Savannah State, 11/15/12	25
at Ole Miss, 1/16/11	25

Percentage (Min. 5 3FGA)	3FGM-A	Pct
1. vs. Oregon State, 3/25/14	4-6	.667
vs. Ole Miss, 1/30/14	4-6	.667
vs. Savannah State, 12/28/13	4-6	.667
vs. Western Carolina, 12/29/12	6-9	.667
at Alabama, 1/10/10	8-12	.667
vs. Charlotte, 12/21/08	8-12	.667

## Free Throws

Made	FTM
1. vs. Savannah State, 12/14/14	34
vs. Oregon State, 3/25/14	34
3. vs. Ole Miss, 1/30/14	32
at Mississippi State, 1/6/13	32
5. vs. Georgia, 2/27/14	30
vs. Savannah State, 12/28/13	30
vs. Seton Hall, 11/17/13	30

Attempts	FTA
1. at Mississippi State, 1/6/13	50
2. vs. Savannah State, 12/28/13	48
3. vs. Savannah State, 12/14/14	47
4. vs. Missouri, 2/2/14	46
5. vs. Seton Hall, 11/17/13	44
vs. SC State, 12/21/12	44

Percentage (Min. 10 FTA)	FTM-A	Pct
1. vs. Alabama, 1/19/14	10-11	.909
2. vs. Auburn, 1/2/09	23-26	.885
3. at <i>UCLA</i> , 11/22/15	14-16	.875
vs. San Diego State, 11/28/09	14-16	.875
5. at Mississippi State, 2/6/14	20-23	.870

## Rebounding

Total	Rebs
1. vs. College of Charleston, 11/14/13	62
2. at Florida, 1/20/13	59
3. vs. Hampton, 11/22/12	57
4. vs. Savannah State, 12/14/14	56
5. vs. Kentucky, 1/11/15	55

Margin	Rebs	Margin
1. vs. Savannah State, 12/14/14	56-21	+35
2. vs. <i>Hampton</i> , 12/16/15	52-19	+33
3. at Alabama, 2/7/13	53-24	+29
4. vs. Hampton, 12/17/14	48-21	+27
5. vs. SC State, 12/22/13	47-21	+26
vs. Florida Gulf Coast, 11/23/12	46-20	+26

## Assists

Game	Assists
1. vs. NC Central, 12/1/14	26
2. vs. <i>Winthrop</i> , 12/13/15	25
vs. <i>UNCG</i> , 11/15/15	25
vs. San Diego State, 11/23/14	25
vs. Clemson, 11/20/14	25
vs. Alabama, 1/19/14	25
vs. Charleston Southern, 11/8/13	25

## Steals

Game	Steals
1. vs. NC Central, 12/1/14	21
vs. Furman, 12/11/11	21
3. vs. San Diego State, 11/23/14	18
4. vs. Charleston Southern, 11/8/13	17
5. vs. NC State, 12/12/10	16
vs. USC Upstate, 12/16/08	16

## Blocked Shots

Game	Blocks
1. vs. <i>Winthrop</i> , 12/13/15	16
2. vs. Arkansas, 3/6/15	15
3. at Mississippi State, 2/6/14	14
vs. Kentucky, 1/9/14	14
5. at Kentucky, 3/1/15	12
vs. Charleston Southern, 11/14/13	12

## Turnovers

Fewest	TOs
1. at Tennessee, 2/2/12	4
2. vs. <i>CSU Bakersfield</i> , 11/28/15	5
at <i>Clemson</i> , 11/18/15	5
vs. Tennessee, 2/23/15	5
vs. Syracuse, 11/28/14	5
at Missouri, 2/28/13	5
vs. Georgia, 3/2/12	5
vs. Ole Miss, 3/3/11	5

Most	TOs
1. at Wake Forest, 12/3/08	32
2. vs. Hampton, 11/22/12	29
vs. Kentucky, 1/15/12	29
4. at Kentucky, 1/13/11	28
5. vs. Jacksonville, 12/30/08	26

# Dawn Staley

**Head Coach**  
**8th Season at South Carolina**  
**Virginia, 1992**



When three-time Olympic gold medalist Dawn Staley took the reins of the University of South Carolina women's basketball program on May 10, 2008, the Gamecocks' stature immediately rose not just in the Southeastern Conference but on the national stage as well. Building on a foundation of hard work, defensive effort and a "team first" mentality, South Carolina began to realize those expectations in 2011-12, and the program has continued to thrive. The Gamecocks boast four straight 25-win seasons, which include two SEC regular-season championships (2014, 2015), an SEC Tournament title (2015), an NCAA Final Four appearance (2015) and two other Sweet 16 seasons (2012, 2014), the program's first ever No. 1 national ranking and a school-record 34 wins in 2014-15. Staley's success has united every demographic in the state of South Carolina as the Gamecocks' fan based has tripled over the last three seasons, leading the nation in home attendance in 2014-15 at 12,293 fans per game and pacing the country in attendance increase in 2013-14 and 2014-15.

While her coaching career is blossoming, Staley is still recognized for her body of work as a one of the most decorated participants in United States women's basketball history. The Naismith Memorial Basketball Hall of Fame solidified her legacy with her enshrinement into the Hall as part of the Class of 2013. The Phoenix Club of Philadelphia established the Dawn Staley Award recognizing the nation's top guard in women's Division I basketball in 2013 as well. Staley was inducted into the Women's Basketball Hall of Fame as part of the Class of 2012 and was one of the final nominees for induction to the U.S. Olympic Hall of Fame the same year. In the summer of 2011, the WNBA recognized her as one of the league's "Top 15," honoring the most influential players in the league's history.

In her 16th season as a head coach, Staley has led her teams to six 25-win seasons, a total of 12 postseason appearances (two WNIT) and 34 weeks in the Associated Press top 10, including 12 in the No. 1 spot.

At the helm of the Gamecocks over the last seven seasons, Staley has been named National Coach of the Year (2014, *Basketball Times*), a Naismith National Coach of the Year Finalist (2014, 2015), SEC Coach of the Year (2014, *Coaches and AP*; 2015, *Coaches*) and BCA Female Coach of the Year (2012). She has coached two All-Americans, 16 All-SEC selections, six SEC All-Freshman team selections, two SEC Player of the Year choices, an SEC Sixth Player of the Year, an SEC Defensive Player of the Year and three SEC Freshman of the Year winners. South Carolina has turned in historic seasons each of the last four, especially standing out among the program's 24 seasons in the SEC, posting 25 wins in 2011-12 and 2012-13, 29 wins in 2013-14 and a school-record 34 victories in 2014-15. The Gamecocks have won more SEC games than the season before in each of Staley's last six seasons, and her 67 SEC victories are more than any other Gamecock coach, accounting for 51.1 percent of the program's total 131 league wins. She has helped the Gamecocks to four of the program's five top-four finishes in the SEC, including the first regular-season championship in 2013-14 and a share of the same title in 2014-15. Her 113 overall wins in the last four seasons mark the most successful four-year stretch in program history. Off the court, Staley's Gamecocks have been active in the community and thriving in the classroom. Every student-athlete who completed her eligibility under Staley at South Carolina has graduated or is on track to graduate, and the team GPA has been over 3.0 for the last six semesters. During the historic 2014-15 season, eight Gamecocks posted at least a 3.0 GPA for the year.

## Year-by-Year Coaching Record

Year	School	Record	Conf. Rec.	Conf. Finish	Postseason
2000-01	Temple	19-11	11-5	2nd East	WNIT
2001-02	Temple	20-11	12-4	2nd East	A-10 Tourn. Champ./NCAA 1st Round
2002-03	Temple	14-15	9-7	2nd East	
2003-04	Temple	21-10	14-2	1st East	A-10 Tourn. Champ./NCAA 1st Round
2004-05	Temple	28-4	16-0	1st East*	A-10 Tourn. Champ./NCAA 2nd Round
2005-06	Temple	24-8	12-4	3rd	A-10 Tourn. Champ./NCAA 1st Round
2006-07	Temple	25-8	13-1	2nd	NCAA 2nd Round
2007-08	Temple	21-13	12-2	T-1st	NCAA 1st Round
2008-09	South Carolina	10-18	2-12	11th	
2009-10	South Carolina	14-15	7-9	T-7th	
2010-11	South Carolina	18-15	8-8	T-5th	WNIT 2nd Round
2011-12	South Carolina	25-10	10-6	T-4th	NCAA Sweet 16
2012-13	South Carolina	25-8	11-5	T-4th	NCAA 2nd Round
2013-14	South Carolina	29-5	14-2	1st	NCAA Sweet 16
2014-15	South Carolina	34-3	15-1	T-1st	SEC Tourn. Champ./NCAA Final Four
2015-16	South Carolina	13-0	1-0		
<b>Career</b>	<b>16th season</b>	<b>340-154</b>	<b>167-68</b>		
<b>At SC</b>	<b>8th season</b>	<b>168-74</b>	<b>68-43</b>		

## Coaching Highlights

### College

- 10 NCAA Tournament Appearances (4 at South Carolina)
- 10 20-Win Seasons (4 at South Carolina)
- 3 Regular-Season Conference Titles (SEC 2014, 2015; A-10 2008)
- 5 Conference Tournament Titles (SEC 2015; A-10 2002, 2004, 2005, 2006)
- 2-time Naismith National Coach of the Year Finalist (2014, 2015)
- *Basketball Times* National Coach of the Year (2014)
- 3-time WBCA Region Coach of the Year (Region 3 2014, 2015; Region 1 2005)
- Four-time Conference Coach of the Year (SEC 2014, 2015; A-10 2004, 2005)

### USA Basketball

- Senior National Team Asst. Coach (2006-08, 2014-16) – FIBA World Championship gold medal (2014), Beijing Olympics gold medal (2008), FIBA Americas Championship gold medal (2007), FIBA World Championship bronze medal (2006)
- U19 National Team Head Coach – FIBA U19 World Championship gold medal (2015)
  - > 2015 USA Basketball co-National Coach of the Year
- U18 National Team Head Coach – FIBA U18 Americas Championship gold medal (2014)
- Pan Am Games Head Coach – Gold medal (2007)

## Playing Highlights

### U.S. Professional – 11 seasons

- Five-time WNBA All-Star (2001-03, 2005-06)
- Two-time ABL All-Star (1997, 1998)
- WNBA All-Decade Team

### USA Basketball

- Olympic gold medalist (1996, 2000, 2004)
- Flag bearer for U.S. in Olympic Games Opening Ceremony (2004)
- Two-time USA Basketball Female Athlete of the Year (1994, 2004)

### College – Virginia (1989-92)

- Kodak All-America (1990, 1991, 1992)
- Honda-Broderick Cup Award for Collegiate Female Athlete of the Year (1991)
- Two-time ACC Player of the Year (1991, 1992)
- NCAA Tournament MOP (1991)

## Other Notables

- Naismith Memorial Basketball Hall of Fame, Class of 2013
- Women's Basketball Hall of Fame, Class of 2012



# DONIYAH CLINEY

6-0 • R-Fr. • G • Newark, N.J. • Shabazz



## 2015-16

- Was having great preseason before surgery on her right hand in early November
- Had cast removed on Dec. 17 and was cleared for practice in January

## Miscellaneous

	Season	Career
Double-Double	0	0
20+ Points	0	0
10+ Points	0	0
10+ Rebounds	0	0
5+ Assists	0	0
Tim-High Points	0	0
Tim-High Rebs.	0	0

## Career Highs

Pts .....	
Rebs.....	
Blks .....	
Stls .....	
Assts .....	
Min.....	
FG .....	
FT.....	

# #41

# ALAINA COATES

6-4 • Jr. • C • Irmo, S.C. • Dutch Fork



### Career Highlights

Naismith Early Season Watch List (2015-16)	2015 Naismith Trophy Top 50 Watch List
Wooden Award Watch List (2015-16)	2014 SEC Co-6th Player of the Year (Coaches)
Preseason All-SEC First Team (Coaches, Media)	2014 SEC Freshman of the Year (Coaches, AP)
2015 SEC All-Defensive Team	2014 Freshman All-America First Team (Full Court)
All-SEC 2nd Team (Coaches - 2014, 2015; AP - 2015)	2014 SEC All-Freshman Team
2015 NCAA Greensboro Region MOP	5-time SEC Freshman of the Week (2013-14)
2015 SEC All-Tournament Team	

### Miscellaneous

	Season	Career
Triple-Double	1	1
Double-Double	6	28
20+ Points	2	10
10+ Points	10	57
10+ Rebounds	6	31
5+ Blocks	1	4
Tm-High Points	2	14
Tm-High Rebs.	7	41

### 2015-16

- Early-season accolades include spots on the Wooden Award Watch List and Naismith Early Season Watch List, preseason All-SEC First Team honors from the league's coaches and media and being ranked No. 12 player in the nation by espnW
- Leads the SEC and is second in the nation in field goal percentage
- Ranks third in SEC in blocks (2.0/game) and rebounding (9.1/game)
- Holds third place in school history with 152 career blocks, just 25 away from the school record
- Has tallied six double-doubles on the season, including one triple-double (one of three in the SEC and 13 in the nation this season)
- Led team in rebounds seven times – at Clemson, at UCLA, Winthrop, Hampton, vs. East Carolina, Elon, Arkansas
- Averaging 17.6 points and 12.2 rebounds over her last five games, shooting 75.6 percent and posting four double-doubles over that stretch
- Converted all six of her free throw attempts against Elon (Dec. 22), finishing in double figures for the fifth-straight game
- Posted third-straight double-double against East Carolina (Dec. 20), grabbing 10 of her 15 rebounds in just 11 minutes of second-half action
- Recorded double-double against Hampton (Dec. 16) with 10 of 22 points coming during a 12-4 second-half run
- Played an historic career game against Winthrop (Dec. 13), recording South Carolina's first triple-double since Dec. 20, 2006, and the first ever with blocked shots as she swatted away a school-record 10 to go with her career-high 29 points and 16 rebounds
- Connected on 7-of-9 field goals against #14/13 Duke (Dec. 6) and tallied six crucial points down the stretch to help South Carolina pull away
- Scored the game-tying putback with 56 seconds left against #16/18 Arizona State (Nov. 27)
- Double-double at UCLA (Nov. 22) kept Gamecocks within reach and picked up key steal during 8-2 run over final 90 seconds to secure the win
- Dominated the glass late against #6/10 Ohio State (Nov. 13), especially in 10-2 run over final 2:35 that decided the game, and finished the contest with her 24th career double-double (17 points, 13 rebounds)

### Career Highs

Pts	.....29 vs. Winthrop, 12/13/15
Rebs	..... 17 vs. Kentucky, 1/9/14
Blks	.....10 vs. Winthrop, 12/13/15
Stls	..... 3, 3x, last vs. UNCG, 11/15/15
Assts	..... 3, 3x, last vs. Savannah St., 3/20/15
Min	.....32 at UCLA, 11/22/15
FG	.....13 vs. Winthrop, 12/13/15
FT	..... 11 at San Diego St., 11/23/13

### 2015-16 Highs

Pts	.....29 vs. Winthrop, 12/13
Rebs	.....16 vs. Winthrop, 12/13
Blks	.....10 vs. Winthrop, 12/13
Stls	..... 3 vs. UNCG, 11/15
Assts	.....2, 2x, last vs. Arkansas, 1/3
Min	.....32 at UCLA, 11/22
FG	.....13 vs. Winthrop, 12/13
FT	..... 6, 2x, last vs. Elon, 12/22

### 2015-16 Game-by-Game

Opponent	Date	GS	MIN	FG-A	3FG-A	FT-A	Reb	A	TO	B	S	TP
Ohio State	11/13	*	28	6-9	0-0	5-10	4-9-13	0	3	3	1	17
UNCG	11/15	*	13	6-7	0-0	0-3	2-5-7	0	0	0	3	12
at Clemson	11/18	*	22	4-7	0-0	2-4	5-1-6	1	2	2	1	10
at UCLA	11/22	*	32	6-7	0-0	0-0	4-8-12	0	1	0	2	12
vs. Arizona State	11/27	*	23	3-6	0-0	0-1	3-4-7	1	2	1	1	6
vs. CSUB	11/28	*	22	3-10	0-0	0-2	1-3-4	0	1	0	0	6
vs. Hawaii	11/29	*	20	1-3	0-0	1-2	0-1-1	0	2	3	0	3
Duke	12/6	*	25	7-9	0-0	2-4	2-5-7	0	1	1	1	16
Winthrop	12/13	*	30	13-15	0-0	3-5	6-10-16	0	1	10	1	29
Hampton	12/16	*	26	8-11	0-0	6-9	2-10-12	2	3	1	0	22
vs. East Carolina	12/20	*	21	4-8	0-0	2-4	4-11-15	0	0	2	0	10
Elon	12/22	*	24	5-6	0-0	6-6	5-3-8	0	4	2	1	16
Arkansas	1/3	*	26	4-5	0-0	3-3	0-10-10	2	0	1	1	11

### Career Stats at South Carolina

Year	GP	GS	Min	Avg	FG	FGA	Pct	3FG	FGA	Pct	FT	FTA	Pct	Off	Def	Tot	Avg	PF	FO	A	TO	Blk	Stl	Pts	Avg
2013-14	34	1	668	19.6	148	242	.612	0	0	—	121	185	.654	82	203	285	8.4	83	1	11	57	73	17	417	12.3
2014-15	36	5	760	21.1	141	251	.562	0	0	—	117	168	.696	99	186	285	7.9	62	0	28	50	53	19	399	11.1
2015-16	13	12	312	24.0	70	103	.680	0	0	—	30	53	.566	38	80	118	9.1	31	0	6	20	26	12	170	13.1
<b>Career</b>	<b>83</b>	<b>18</b>	<b>1740</b>	<b>21.0</b>	<b>359</b>	<b>596</b>	<b>.602</b>	<b>0</b>	<b>0</b>	<b>—</b>	<b>269</b>	<b>406</b>	<b>.663</b>	<b>219</b>	<b>469</b>	<b>688</b>	<b>8.3</b>	<b>176</b>	<b>1</b>	<b>45</b>	<b>127</b>	<b>152</b>	<b>48</b>	<b>986</b>	<b>11.9</b>



# BIANCA CUEVAS

5-6 • So. • G • Bronx, N.Y. • Nazareth Regional



## Career Highlights

2015 Rainbow Wahine Showdown All-Tournament McDonald's All-America (2013-14)  
New York Class AA co-Player of the Year (2013-14)

## 2015-16

- Has appeared in every game
- Led team in scoring once – vs. Arizona State
- Handed out team-high assists once – vs. CSUB
- Snatched a game-high three steals in the SEC opener against Arkansas (Jan. 3)
- Matched a career high with four rebounds against #14/13 Duke (Dec. 6)
- Named to the Rainbow Wahine Showdown All-Tournament team, finishing second on the team in scoring at the event with 17.0 points per game on 54.1 percent shooting, averaging 3.3 rebounds and swiping seven steals over the three-game event
- Scored in double figures for the third-straight game with 13 at Hawaii (Nov. 29), including nine in the second half to help Gamecocks pull away from a seven-point halftime lead
- Fell one point shy of her career high with 20 against CSU Bakersfield with four of her nine fourth-quarter points coming on back-to-back plays to launch a 14-2 run that put the game out of Roadrunners' reach
- Went on a personal 11-7 second-half run against #16/18 Arizona State (Nov. 27) as part of her team-high tying 18 points
- Gave UNCG (Nov. 15) trouble with her speed en route to 11 points, including 6-of-8 from the free throw line

## Miscellaneous

	Season	Career
20+ Points	1	2
10+ Points	6	14
5+ Assists	1	6
Tm-High Points	1	3
Tm-High Assists	1	9

## Career Highs

Pts	21 at Ole Miss, 2/1/15
Rebs	4, 6x, last vs. Duke, 12/6/15
Blks	2 vs. NC Central, 12/1/14
Stls	4, 2x, last vs. Savannah State, 12/14/14
Assts	6 vs. CSU Bakersfield, 11/28/15
Min	30 vs. Southern Cal, 11/15/14
FG	8 vs. CSU Bakersfield, 11/28/15
3FG	2, 5x, last vs. CSU Bakersfield, 2/5/15
FT	9 at Ole Miss, 2/1/15

## 2015-16 Highs

Pts	20 vs. CSU Bakersfield, 11/28
Rebs	4, 3x, last vs. Duke, 12/6
Blks	3, 3x, last vs. Arkansas, 1/3
Stls	3, 3x, last vs. Arkansas, 1/3
Assts	6 vs. CSU Bakersfield, 11/28
Min	29 vs. Hawaii, 11/29
FG	8 vs. CSU Bakersfield, 11/28
3FG	2 vs. CSU Bakersfield, 11/15
FT	6 vs. UNCG, 11/15

## 2015-16 Game-by-Game

Opponent	Date	GS	MIN	FG-A	3FG-A	FT-A	Reb	A	TO	B	S	TP
Ohio State	11/13		8	1-5	0-1	3-4	0-0-0	1	1	0	0	5
UNCG	11/15		19	2-4	1-3	6-8	0-2-2	1	3	0	2	11
at Clemson	11/18		17	2-7	0-3	0-0	0-1-1	2	0	0	2	4
at UCLA	11/22		13	2-4	0-0	3-3	0-2-2	2	2	0	0	7
vs. Arizona State	11/27		18	7-13	0-2	4-7	0-2-2	0	2	0	2	18
vs. CSUB	11/28		26	8-12	2-5	2-2	1-3-4	6	2	0	3	20
vs. Hawaii	11/29		29	5-12	1-3	2-4	1-3-4	0	2	0	2	13
Duke	12/6		13	1-4	0-1	0-2	0-4-4	2	1	0	0	2
Winthrop	12/13		22	4-11	1-2	4-4	0-2-2	1	2	0	1	13
Hampton	12/16		17	2-6	1-3	1-1	0-1-1	1	2	0	0	6
vs. East Carolina	12/20		17	1-7	0-3	2-2	0-1-1	1	0	0	3	4
Elon	12/22		15	1-4	0-3	0-0	0-1-1	2	3	0	0	2
Arkansas	1/3		24	4-8	1-5	1-2	1-1-2	3	3	0	3	10

## Career Stats at South Carolina

Year	GP	GS	Min	Avg	FG	FGA	Pct	3FG	FGA	Pct	FT	FTA	Pct	Off	Def	Tot	Avg	PF	FO	A	TO	Blk	Stl	Pts	Avg
2014-15	37	0	536	14.5	74	200	.370	16	72	.222	45	58	.776	13	35	48	1.3	44	1	64	60	5	42	209	5.6
2015-16	13	0	238	18.3	40	97	.412	7	34	.206	28	39	.718	3	23	26	2.0	14	0	22	23	0	18	115	8.8
Career	50	0	774	15.5	114	297	.384	23	106	.217	73	97	.753	16	58	74	1.5	58	1	86	83	5	60	324	6.5



# #31

# ASIA DOZIER

6-0 • Sr. • G/F • Columbia, S.C. • Spring Valley



### Career Highlights

Three-time SEC Academic Honor Roll

### 2015-16

- Team captain
- Has played in 12 of 13 games with three starts – sat out against Arkansas (Jan. 3) after taking a hit in practice two days before the game
- Has recorded at least five assists two times
- Handed out team-high assists three times – UNCG, Duke, Hampton
- Shooting 60.0 percent (12-of-20) from the floor to average 8.0 points over her last four games played
- Reached double figures for the first time this season against East Carolina (Dec. 20), scoring five of her 10 points in the first quarter
- Returned to starting lineup against Hampton (Dec. 16), matching a career high with two steals in the opening 10 minutes
- Connected on a game-high three 3-pointers on the way to a season-best nine points against Winthrop (Dec. 13)
- Was solid, steady force on defense against #14/13 Duke (Dec. 6)
- Started the second half at Clemson (Nov. 18) and hit back-to-back 3s as part of 19-5 run that broke open the game
- Tied career high with six assists against UNCG (Nov. 15)
- Started the second half against #6/10 Ohio State (Nov. 13), providing calming influence after Gamecocks trailed at the break

### Miscellaneous

	Season	Career
<b>10+ Points</b>	1	14
<b>10+ Rebounds</b>	0	1
<b>5+ Assists</b>	2	10
<b>Tm-High Points</b>	0	2
<b>Tm-High Assists</b>	3	16

### Career Highs

<b>Pts</b> .....	16, 2x, at San Diego State, 11/23/13
<b>Rebs</b> .....	10 vs. Elon, 11/9/12
<b>Blks</b> .....	3 at Kentucky, 3/1/15
<b>Stls</b> .....	2, 9x, last vs. Hampton, 12/16/15
<b>Assts</b> .....	6, 3x, last vs. UNCG, 11/15/15
<b>Min</b> .....	40 at Arkansas, 1/2/14
<b>FG</b> .....	6, 2x, last at Alabama, 1/8/15
<b>3FG</b> .....	4, 2x, last vs. Syracuse, 3/22/15
<b>FT</b> .....	4, 3x, last vs. Florida State, 3/29/15

### 2015-16 Highs

<b>Pts</b> .....	10 vs. East Carolina, 12/20
<b>Rebs</b> .....	2, 4x, last vs. Hampton, 12/16
<b>Blks</b> .....	
<b>Stls</b> .....	2 vs. Hampton, 12/16
<b>Assts</b> .....	6 vs. UNCG, 11/15
<b>Min</b> .....	26 vs. UNCG, 11/15
<b>FG</b> .....	4 vs. East Carolina, 12/20
<b>3FG</b> .....	3 vs. Winthrop, 12/13
<b>FT</b> .....	3 vs. Hawaii, 11/29

### 2015-16 Game-by-Game

Opponent	Date	GS	MIN	FG-A	3FG-A	FT-A	Reb	A	TO	B	S	TP
Ohio State	11/13		12	1-2	0-0	2-2	0-0-0	1	2	0	0	4
UNCG	11/15		26	1-4	1-4	0-0	0-2-2	6	0	0	0	3
at Clemson	11/18		21	3-9	2-7	0-0	0-1-1	0	1	0	0	8
at UCLA	11/22		3	0-1	0-1	0-0	0-0-0	0	1	0	0	0
vs. Arizona State	11/27		5	0-0	0-0	0-0	0-1-1	0	1	0	1	2
vs. CSUB	11/28		3	0-1	0-1	0-0	0-0-0	0	0	0	0	0
vs. Hawaii	11/29		25	0-2	0-2	3-4	0-0-0	3	1	0	1	3
Duke	12/6		20	0-2	0-1	0-0	0-2-2	3	1	0	0	0
Winthrop	12/13		18	3-4	3-4	0-0	0-2-2	3	2	0	1	9
Hampton	12/16	*	22	2-6	0-2	2-2	1-1-2	5	1	0	2	6
vs. East Carolina	12/20	*	19	4-5	2-2	0-0	0-1-1	0	1	0	0	10
Elon	12/22	*	22	3-5	1-3	0-0	1-0-1	3	1	0	0	7
Arkansas	1/3						— DNP —					

### Career Stats at South Carolina

Year	GP	GS	Min	Avg	FG	FGA	Pct	3FG	FGA	Pct	FT	FTA	Pct	Off	Def	Tot	Avg	PF	FO	A	TO	Blk	Stl	Pts	Avg
2012-13	31	0	398	12.8	28	134	.209	16	91	.176	11	24	.458	19	42	61	2.0	35	1	25	20	4	8	83	2.7
2013-14	34	32	911	26.8	72	211	.341	33	103	.320	28	44	.636	18	77	95	2.8	63	0	92	68	7	21	205	6.0
2014-15	37	30	615	16.6	55	133	.414	29	87	.333	10	13	.769	2	36	38	1.0	27	0	67	33	7	20	149	4.0
2015-16	12	3	196	16.3	18	43	.419	9	27	.333	7	8	.875	2	10	12	1.0	7	0	24	12	0	5	52	4.3
<b>Career</b>	<b>114</b>	<b>65</b>	<b>2120</b>	<b>18.6</b>	<b>173</b>	<b>521</b>	<b>.332</b>	<b>87</b>	<b>308</b>	<b>.282</b>	<b>56</b>	<b>89</b>	<b>.629</b>	<b>41</b>	<b>165</b>	<b>206</b>	<b>1.8</b>	<b>132</b>	<b>1</b>	<b>208</b>	<b>133</b>	<b>18</b>	<b>54</b>	<b>489</b>	<b>4.3</b>

- For the second-straight season, senior Asia Dozier has ceded her starting position at the start of the season only to work her way back in. Over the last three games, she averaged 8.3 points on 60.0% shooting (9-of-15), including 62.0% from 3-point range (5-of-8), and 2.7 assists.



# KAYDRA DUCKETT

5-8 • So. • G • Columbia, S.C. • Dreher



## Career Highlights

2014 S.C. Basketball Coaches Association 3A Player of the Year  
2014 WBCA Honorable Mention (HS) All-America

## 2015-16

- Has appeared in eight games
- Has scored a field goal in four of her last five games (12/13 through 1/3)
- Scored a career-high three points against Hampton (Dec. 16) after knocking down her first career 3-pointer in the first half
- Posted career bests in minutes (15) and assists (3) against Winthrop (Dec. 13)

## Career Highs

Pts .....3 vs. Hampton, 12/16/15  
Rebs.....4 vs. Savannah State, 12/14/14  
Blks ..... 1, 3x, last vs. UNCG, 11/15/15  
Stls..... 1, 7x, last vs. Arkansas, 1/3/16  
Assts .....3 vs. Winthrop, 12/13/15  
Min.....15 vs. Winthrop, 12/13/15  
FG ..... 1, 4x, last vs. Elon, 12/22/15  
FT.....2 vs. Savannah State, 12/14/14

## 2015-16 Highs

Pts ..... 3 vs. Hampton, 12/16  
Rebs.....2, 3x, last vs. Arkansas, 1/3  
Blks ..... 1 vs. UNCG, 11/15  
Stls.....1, 3x, last vs. Arkansas, 1/3  
Assts .....3 vs. Winthrop, 12/13  
Min..... 15 vs. Winthrop, 12/13  
FG ..... 1, 3x, last vs. Elon, 12/22  
FT.....

## 2015-16 Game-by-Game

Opponent	Date	GS	MIN	FG-A	3FG-A	FT-A	Reb	A	TO	B	S	TP
Ohio State	11/13		3	0-1	0-0	0-0	0-0-0	0	0	0	0	0
UNCG	11/15		10	0-0	0-0	0-0	0-1-1	0	1	1	1	0
at Clemson	11/18						DNP					
at UCLA	11/22						DNP					
vs. Arizona State	11/27						DNP					
vs. CSUB	11/28						DNP					
vs. Hawaii	11/29		1	0-0	0-0	0-0	0-0-0	0	0	0	0	0
Duke	12/6						DNP					
Winthrop	12/13		15	1-4	0-1	0-0	0-2-2	3	0	0	1	2
Hampton	12/16		12	1-2	1-2	0-0	1-1-2	2	0	0	0	3
vs. East Carolina	12/20		5	1-1	0-0	0-0	0-0-0	0	1	0	0	2
Elon	12/22		2	1-1	0-0	0-0	0-1-1	0	0	0	0	2
Arkansas	1/3		7	0-0	0-0	0-0	0-2-2	0	2	0	1	0

## Career Stats at South Carolina

Year	GP	GS	Min	Avg	FG	FGA	Pct	3FG	FGA	Pct	FT	FTA	Pct	Off	Def	Tot	Avg	PF	FO	A	TO	Blk	Stl	Pts	Avg
2014-15	20	0	52	2.6	1	13	.077	0	1	.000	2	4	.500	4	7	11	0.6	4	0	3	1	2	4	4	0.2
2015-16	8	0	55	6.9	4	9	.444	1	3	.333	0	0	—	1	7	8	1.0	8	0	5	4	1	3	9	1.1
<b>Career</b>	<b>28</b>	<b>0</b>	<b>107</b>	<b>3.8</b>	<b>5</b>	<b>22</b>	<b>.227</b>	<b>1</b>	<b>4</b>	<b>.250</b>	<b>2</b>	<b>4</b>	<b>.500</b>	<b>5</b>	<b>14</b>	<b>19</b>	<b>0.7</b>	<b>12</b>	<b>0</b>	<b>8</b>	<b>5</b>	<b>3</b>	<b>7</b>	<b>13</b>	<b>0.5</b>



# #44 INDIA FARMER

6-0 • Jr. • F • N. Myrtle Beach, S.C. • North Myrtle Beach



## Career Highlights

Two-time SEC Academic Honor Roll

## 2015-16

- Has seen time in four contests, including SEC opener against Arkansas (Jan. 3)
- Recorded a pair of blocked shots against UNCG (Nov. 15)

## Career Highs

**Pts** .....3, 2x, last vs. Alabama, 1/19/14  
**Rebs**..... 3 vs. NC Central, 12/2/13  
**Blks** ..... 2 vs. UNCG, 11/15/15  
**Stls**..... 1 at Florida, 1/19/15  
**Min**..... 11 vs. NC Central, 12/2/13  
**FG** .....1, 2x, last vs. Alabama, 1/19/14  
**FT**..... 2 at Florida, 1/19/15

## 2015-16 Highs

**Pts** .....  
**Rebs**.....1, 4x, last vs. Arkansas, 1/3  
**Blks** ..... 2 vs. UNCG, 11/15  
**Stls**.....  
**Assts**.....  
**Min**.....5, 2x, last vs. East Carolina, 12/20  
**FG** .....  
**FT**.....

## 2015-16 Game-by-Game

Opponent	Date	GS	MIN	FG-A	3FG-A	FT-A	Reb	A	TO	B	S	TP
Ohio State	11/13					— DNP —						
UNCG	11/15	5	0-1	0-1	0-0	0-1-1	0	0	2	0	0	
at Clemson	11/18					— DNP —						
at UCLA	11/22					— DNP —						
vs. Arizona State	11/27					— DNP —						
vs. CSUB	11/28					— DNP —						
vs. Hawaii	11/29					— DNP —						
Duke	12/6					— DNP —						
Winthrop	12/13	3	0-2	0-1	0-0	1-0-1	0	0	0	0	0	
Hampton	12/16					— DNP —						
vs. East Carolina	12/20	5	0-1	0-1	0-0	0-1-1	0	0	0	0	0	
Elon	12/22					— DNP —						
Arkansas	1/3	3	0-0	0-0	0-0	0-1-1	0	0	0	0	0	

## Career Stats at South Carolina

Year	GP	GS	Min	Avg	FG	FGA	Pct	3FG	FGA	Pct	FT	FTA	Pct	Off	Def	Tot	Avg	PF	FO	A	TO	Blk	Stl	Pts	Avg
2013-14	18	0	48	2.7	2	7	.286	2	4	.500	0	0	—	2	4	6	0.3	4	0	0	1	1	0	6	0.3
2014-15	16	0	37	2.3	0	4	.000	0	2	.000	4	6	.667	5	3	8	0.5	1	0	0	1	0	1	4	0.3
2015-16	4	0	16	4.0	0	4	.000	0	3	.000	0	0	—	1	3	4	1.0	2	0	0	0	2	0	0	0.0
<b>Career</b>	<b>38</b>	<b>0</b>	<b>101</b>	<b>2.7</b>	<b>2</b>	<b>15</b>	<b>.133</b>	<b>2</b>	<b>9</b>	<b>.222</b>	<b>4</b>	<b>6</b>	<b>.667</b>	<b>8</b>	<b>10</b>	<b>18</b>	<b>0.5</b>	<b>7</b>	<b>0</b>	<b>0</b>	<b>2</b>	<b>3</b>	<b>1</b>	<b>10</b>	<b>0.3</b>



# #24

# SARAH IMOVBIOH

6-2 • Sr. • F • Abuja, Nigeria • Virginia



### Career Highlights

2011 Parade All-America (HS)

### 2015-16

- Has played in every game, starting three
- Led the team in rebounding twice – UNCG, at Clemson
- Ranks 20th in SEC in rebounding (6.2/game)
- Shooting 73.3 percent from the free throw line over the last five games
- Was effective in her SEC debut against Arkansas (Jan. 3) with seven rebounds and nine points in just 17 minutes
- Grabbed seven of her 12 rebounds against East Carolina (Dec. 20) in the first half
- Great offensive work against Hampton (Dec. 16), finishing with career bests in points (19), field goals (6) and free throws (7) after playing a career-high 24 minutes
- Was second on team in rebounding at Rainbow Wahine Showdown (Nov. 27-29) with 5.7 per game, including 2.3 offensive per outing
- Grabbed six of eight total rebounds against #16/18 Arizona State (Nov. 27) in the first half, including all three offensive boards to help Gamecocks stay within one possession at halftime
- Started the second half at Clemson (Nov. 18), providing great energy on the glass and adding four points to the game-changing 19-5 third-quarter surge
- Posted first double-double of Gamecock career with 14 points and team-high 11 boards against UNCG (Nov. 15)
- Had great fourth quarter against #6/10 Ohio State, scoring the six of the first eight points in the period, including to putbacks, to hold off the charging Buckeyes

### Miscellaneous

	Season	Career
Double-Double	1	1
10+ Points	2	2
10+ Rebounds	3	3
Tm-High Points	0	0
Tm-High Rebs.	2	2

### Career Highs

Pts	.....19 vs. Hampton, 12/16/15
Rebs	.....12 vs. East Carolina, 12/20/15
Blks	.....1 vs. Winthrop, 12/13/15
Stls	.....2, 2x, last at Clemson, 11/18/15
Assts	.....2 vs. East Carolina, 12/20/15
Min	.....24 vs. Hampton, 12/16/15
FG	.....6 vs. Hampton, 12/16/15
FT	.....7 vs. Hampton, 12/16/15

### 2015-16 Game-by-Game

Opponent	Date	GS	MIN	FG-A	3FG-A	FT-A	Reb	A	TO	B	S	TP
Ohio State	11/13	*	16	4-5	0-0	0-2	3-7-10	0	1	0	0	8
UNCG	11/15		21	5-7	0-0	4-6	5-6-11	0	0	0	2	14
at Clemson	11/18		19	3-4	0-0	3-8	4-2-6	0	0	0	2	9
at UCLA	11/22		8	0-0	0-0	0-0	3-1-4	0	0	0	1	0
vs. Arizona State	11/27		16	0-1	0-0	1-2	3-5-8	0	2	0	0	1
vs. CSUB	11/28		15	3-5	0-0	0-5	3-2-5	0	0	0	0	6
vs. Hawaii	11/29		13	1-2	0-0	1-1	1-3-4	0	1	0	0	3
Duke	12/6		3	0-0	0-0	0-0	0-0-0	0	1	0	0	0
Winthrop	12/13	*	22	3-3	0-0	1-1	1-3-4	1	1	1	0	7
Hampton	12/16	*	24	6-8	0-0	7-9	5-2-7	0	0	0	0	19
vs. East Carolina	12/20		18	1-5	0-0	2-3	4-8-12	2	0	0	0	4
Elon	12/22		16	1-2	0-0	0-0	2-1-3	0	1	0	1	2
Arkansas	1/3		17	4-7	0-0	1-2	4-3-7	0	3	0	0	9

### Career Stats at South Carolina

Year	GP	GS	Min	Avg	FG	FGA	Pct	3FG	FGA	Pct	FT	FTA	Pct	Off	Def	Tot	Avg	PF	FO	A	TO	Blk	Stl	Pts	Avg
2015-16	13	3	208	16.0	31	49	.633	0	0	—	20	39	.513	38	43	61	6.2	17	0	3	10	1	6	82	6.3



# TIFFANY MITCHELL

5-9 • Sr. • G • Charlotte, N.C. • Providence Day



## Career Highlights

Naismith Early Season Watch List (2015-16)	2015 Wooden Award All-America Team/Finalist
USBWA Ann Meyers Drysdale Award Watch List (2015-16)	2015 Wade Watch List
Wooden Award Watch List (2015-16)	2015 Capital One Academic All-District 4
Preseason All-America (AP, Lindy's, Athlon, SI, ESPN)	2015 NCAA Greensboro Region All-Tournament Team
Preseason SEC Player of the Year (Coaches, Media)	2015 Preseason All-America (AP, SI, ESPN)
Preseason All-SEC First Team (Coaches, Media)	2015 FIBA 3x3 World Championship Gold (USA)
Two-time SEC Player of the Year (Coaches – 2014, 2015; AP - 2015)	2014 WBCA All-America
Two-time All-SEC First Team (Coaches – 2014, 2015; AP – 2014, 2015)	2014 All-America Third Team (AP, Full Court)
2015 All-America First Team (ESPN, AP, USBWA)	2014 Wooden Award Final Ballot, Wade Trophy Watch List, Dawn Staley Award Watch List
2015 Dawn Staley Award Finalist	2014 WBCA All-Region 3
2015 Naismith Finalist	2014 SEC All-Defensive Team
	2013 SEC All-Freshman Team

## Miscellaneous

	Season	Career
Double-Double	0	4
20+ Points	0	13
10+ Points	12	87
10+ Rebounds	0	7
5+ Assists	1	12
5+ Steals	0	8
Tm-High Points	4	41
Tm-High Rebs.	0	10
Tm-High Assists	2	31

## Career Highs

Pts	.....25 vs. Georgia, 2/27/14
Rebs	.....11, 5x, last at Arkansas, 1/2/14
Blks	.....3 at Arkansas, 2/19/15
Stls	.....7 vs. NC Central, 12/2/14
Assts	.....9 at San Diego State, 11/23/13
Min	.....40, 2x, last vs. Florida State, 3/29/15
FG	.....8, 6x, last vs. Florida State, 3/29/15
3FG	.....6, 2x, last at Hampton, 12/17/14
FT	.....13 vs. CSU Northridge, 3/23/14

## 2015-16 Highs

Pts	.....18, 3x, last vs. Elon, 12/22
Rebs	.....6 vs. Hampton, 12/16
Blks	.....1, 3x, last vs. Elon, 12/22
Stls	.....4, 2x, last at Clemson, 11/18
Assts	.....5 vs. UNCG, 11/15
Min	.....36 vs. Arizona State, 11/27
FG	.....7 vs. Elon, 12/22
3FG	.....4 at Clemson, 11/18
FT	.....7, 2x, last vs. East Carolina, 12/20

## 2015-16

- Selected team captain for second-straight season
- Ranks 13th in the SEC in scoring, fifth in free throw percentage and 11th in 3-pointers made per game
- Has been team's top scorer four times – at Clemson, at UCLA, vs. East Carolina, Elon
- Handed out team-high assists twice – Ohio State, Arkansas
- Last five games – 15.4 ppg, .462 field goal percentage, .462 3-point field goal percentage, 2.8 apg
- Has made three 3-pointers in three of the last five games
- Hit a pair of 3s during a 20-2 run that opened the second quarter against Arkansas (Jan. 3)
- Had most efficient scoring game of the season vs. East Carolina (Dec. 20), hitting 5-of-9 from the field and 7-of-8 from the free throw line on her way to a game-high 18 points
- Sparked South Carolina's offense in the second half against Hampton (Dec. 16), tallying nine points over the first four minutes of the half and finishing 4-of-4 from the field in the final 20 minutes
- Sank free throws that started a 15-5 run over the final 5:03 to overcome one-point deficit to #14/13 Duke (Dec. 6)
- Scored 10 of her 14 points at Hawaii (Nov. 28) in the first half on 4-of-7 shooting (.571), including the first five points of the second quarter
- Netted four of her 17 points at UCLA (Nov. 22) during 10-4 run over final 4:05 to deliver the win
- Looked sharp in win at Clemson (Nov. 18), shooting 50.0 percent from the field with a team-high 18 points, including four 3-pointers, and swiped four steals for second time in three games
- Scored 10 points in the first half against #6/10 Ohio State (Nov. 13)

## 2015-16 Game-by-Game

Opponent	Date	GS	MIN	FG-A	3FG-A	FT-A	Reb	A	TO	B	S	TP
Ohio State	11/13	*	32	6-12	2-4	1-2	1-2-3	3	8	1	4	15
UNCG	11/15	*	23	3-11	2-7	2-2	0-2-2	5	1	0	2	10
at Clemson	11/18	*	25	6-12	4-7	2-4	3-2-5	0	1	0	4	18
at UCLA	11/22	*	34	5-12	1-5	6-6	2-3-5	2	6	0	1	17
vs. Arizona State	11/27	*	36	2-7	0-3	2-2	0-1-1	1	2	0	2	6
vs. CSUB	11/28	*	32	3-9	0-2	7-8	0-1-1	1	1	0	0	13
vs. Hawaii	11/29	*	29	5-10	2-5	2-2	1-1-2	2	3	0	0	14
Duke	12/6	*	35	3-13	1-5	5-6	2-2-4	2	3	1	0	12
Winthrop	12/13	*	22	4-8	3-6	1-2	1-4-5	3	4	0	1	12
Hampton	12/16	*	29	4-11	3-6	6-8	4-2-6	2	0	0	1	17
vs. East Carolina	12/20	*	24	5-9	1-3	7-8	0-1-1	3	1	0	2	18
Elon	12/22	*	34	7-15	3-6	1-1	2-2-4	2	1	1	1	18
Arkansas	1/3	*	26	4-9	2-5	2-3	0-3-3	4	3	0	2	12

## Career Stats at South Carolina

Year	GP	GS	Min	Avg	FG	FGA	Pct	3FG	FGA	Pct	FT	FIA	Pct	Off	Def	Tot	Avg	PF	FO	A	TO	Blk	Stl	Pts	Avg
2012-13	33	30	927	28.1	107	282	.379	22	60	.367	68	111	.613	60	109	169	5.1	64	1	43	82	4	44	304	9.2
2013-14	34	34	1066	31.4	165	335	.493	40	74	.541	157	198	.793	41	149	190	5.6	63	0	118	97	8	62	527	15.5
2014-15	37	37	1106	29.9	189	378	.500	57	137	.416	98	117	.838	28	87	115	3.1	64	1	106	82	11	65	533	14.4
2015-16	13	13	381	29.3	57	138	.413	24	64	.375	44	54	.815	16	26	42	3.2	20	0	30	34	3	20	182	14.0
<b>Career</b>	<b>117</b>	<b>114</b>	<b>3480</b>	<b>29.7</b>	<b>518</b>	<b>1133</b>	<b>.457</b>	<b>143</b>	<b>335</b>	<b>.427</b>	<b>367</b>	<b>480</b>	<b>.765</b>	<b>145</b>	<b>371</b>	<b>516</b>	<b>4.4</b>	<b>211</b>	<b>2</b>	<b>297</b>	<b>295</b>	<b>26</b>	<b>191</b>	<b>1546</b>	<b>13.2</b>



# #23

# TINA ROY

5-11 • Sr. • G • Kaplan, La. • Kaplan



### Career Highlights

Two-time SEC Academic Honor Roll

### 2015-16

- Selected team captain
- Ranks seventh in SEC and first on the team in 3-pointers (1.9/game)
- Has played in every game, starting 10
- Has led the team in scoring twice – at UCLA, vs. Arkansas
- Dished out a team-high assists three times – UNCG, at UCLA, vs. Arizona State
- Buried back-to-back 3s as part of 20-2 run to open the second quarter against Arkansas (Jan. 3), finishing with career-best seven 3-pointers to tie the South Carolina record against an SEC opponent
- Went 3-of-3 from the behind the arc against Elon (Dec. 22), netting at least three 3s for the third time this season
- Matched her career high with five 3s at UCLA (Nov. 22), including one to open the fourth quarter to launch the Gamecocks' 23-17 final period to overcome a three-point deficit
- Hit a clutch 3 in the third quarter against #6/10 Ohio State (Nov. 13), tying the game as part of an 8-2 run to close the period

### Miscellaneous

	Season	Career
10+ Points	2	14
5+ Assists	0	5
Tm-High Points	2	4
Tm-High Assists	3	13

### Career Highs

Pts	.....21 vs. Arkansas, 1/3/16
Rebs	.....8 at Mississippi State, 2/6/14
Blks	.....2 at Mississippi State, 2/6/14
Stls	.....3 vs. Southern Cal, 11/15/14
Assts	.....10 vs. Savannah State, 12/14/14
Min	.....37 at UCLA, 11/22/15
FG	.....7 vs. Arkansas, 1/3/16
3FG	.....7 vs. Arkansas, 1/3/16
FT	.....4 at Southern Cal, 11/25/13

### 2015-16 Highs

Pts	.....21 vs. Arkansas, 1/3
Rebs	.....5 vs. CSU Bakersfield, 11/28
Blks	.....1 vs. Arizona State, 11/27
Stls	.....1, 4x, last vs. Arkansas, 1/3
Assts	.....6 vs. UNCG, 11/15
Min	.....37 at UCLA, 11/22
FG	.....7 vs. Arkansas, 1/3
3FG	.....7 vs. Arkansas, 1/3
FT	.....

### 2015-16 Game-by-Game

Opponent	Date	GS	MIN	FG-A	3FG-A	FT-A	Reb	A	TO	B	S	TP
Ohio State	11/13	*	23	1-6	1-6	0-0	0-1-1	1	1	0	0	3
UNCG	11/15	*	19	3-8	3-8	0-0	0-0-0	6	0	0	0	9
at Clemson	11/18	*	22	1-6	1-6	0-0	0-1-1	1	0	0	1	3
at UCLA	11/22	*	37	6-14	5-11	0-0	0-3-3	4	2	0	0	17
vs. Arizona State	11/27	*	22	1-7	1-3	0-0	0-2-2	3	2	1	0	3
vs. CSUB	11/28	*	21	1-4	1-4	0-0	1-4-5	3	0	0	0	3
vs. Hawaii	11/29	*	9	0-1	0-1	0-0	0-0-0	2	0	0	1	0
Duke	12/6	*	16	1-3	1-2	0-0	0-1-1	2	1	0	1	3
Winthrop	12/13	*	11	1-6	1-6	0-0	0-0-0	3	0	0	0	3
Hampton	12/16		24	0-3	0-2	0-0	0-3-3	3	1	0	0	0
vs. East Carolina	12/20		12	1-5	1-4	0-0	1-2-3	0	2	0	0	3
Elon	12/22		11	3-3	3-3	0-0	0-0-0	1	0	0	0	9
Arkansas	1/3	*	29	7-13	7-12	0-0	0-1-1	3	0	0	1	21

### Career Stats at South Carolina

Year	GP	GS	Min	Avg	FG	FGA	Pct	3FG	FGA	Pct	FT	FTA	Pct	Off	Def	Tot	Avg	PF	FO	A	TO	Blk	Stl	Pts	Avg
2011-12	34	0	383	11.3	53	181	.293	32	127	.252	10	22	.455	20	29	49	1.4	20	0	10	15	1	9	148	4.4
2012-13	— Did Not Play —																								
2013-14	34	1	553	16.3	44	146	.301	20	86	.233	14	23	.609	13	56	69	2.0	19	0	48	23	9	6	122	3.6
2014-15	36	0	568	15.8	59	152	.388	46	119	.387	2	5	.400	8	59	67	1.9	19	0	78	34	5	7	166	4.6
2015-16	13	10	256	19.7	26	79	.329	25	68	.368	0	0	—	2	18	20	1.5	6	0	32	9	1	4	77	5.9
<b>Career</b>	<b>117</b>	<b>11</b>	<b>1760</b>	<b>15.0</b>	<b>182</b>	<b>558</b>	<b>.326</b>	<b>123</b>	<b>400</b>	<b>.308</b>	<b>26</b>	<b>50</b>	<b>.520</b>	<b>43</b>	<b>162</b>	<b>205</b>	<b>1.8</b>	<b>64</b>	<b>0</b>	<b>168</b>	<b>81</b>	<b>16</b>	<b>26</b>	<b>513</b>	<b>4.4</b>



# KHADIJAH SESSIONS

5-8 • Sr. • G • Myrtle Beach, S.C. • Myrtle Beach



## Career Highlights

Three-time SEC Academic Honor Roll | 2012 SCBA Class 4A Player of the Year  
 2012 Parade All-America (HS)

## 2015-16

- Selected team captain
- Has started every game
- Ranks seventh in the SEC in steals (2.0)
- Has led the team in assists six times – Ohio State, at Clemson, at Hawaii, Winthrop, Elon, Arkansas – and handed out five or more assists twice this season
- Shooting a career-best 49.0 percent from the floor
- Has averaged 3.8 assists over her last five games
- Was critical to 20-2 run that opened second quarter against Arkansas (Jan. 3), making two key defensive plays and handing out assists on two of the three 3-pointers that launched the surge
- Served as a catalyst for the South Carolina offense against Winthrop (Dec. 13), dishing out six assists
- Matched career highs in steals (4) and minutes played (37) against #14/13 Duke (Dec. 6), picking up last two steals in final 5:03 to spark 15-5 run that turned one-point deficit into victory
- At Rainbow Wahine Showdown, averaged 8.3 points on 56.3 percent shooting (9-of-16) to go with eight steals
- Scored in double figures for second time this season with 11 at Hawaii (Nov. 29) all in the second half, including nine during a 17-6 run to close the third quarter after UH had closed within five points
- Grabbed three offensive rebounds against #16/18 Arizona State (Nov. 27)
- Handed out five assists at Clemson (Nov. 18)
- Swiped four steals against #6/10 Ohio State (Nov. 13) and applied pressure to the Buckeyes' defense early with strong drives to the basket

## Miscellaneous

	Season	Career
<b>10+ Points</b>	2	22
<b>5+ Assists</b>	2	12
<b>Tm-High Points</b>	0	3
<b>Tm-High Assists</b>	6	28

## Career Highs

<b>Pts</b> .....	19 vs. Auburn, 2/3/13
<b>Rebs</b> .....	6 vs. Clemson, 11/20/14
<b>Blks</b> .....	1, 9x, last vs. Arkansas, 1/3/16
<b>Stls</b> .....	4, 13x, last vs. Duke, 12/6/15
<b>Assts</b> .....	8 vs. NC Central, 12/1/14
<b>Min</b> .....	37, 2x, last vs. Duke, 12/6/15
<b>FG</b> .....	6, 2x, last vs. Seton Hall, 11/17/13
<b>3FG</b> .....	3, 4x, last vs. LSU, 3/7/15
<b>FT</b> .....	8 vs. Auburn, 2/3/13

## 2015-16 Highs

<b>Pts</b> .....	12 vs. Ohio State, 11/13
<b>Rebs</b> .....	5, 2x, last vs. Duke, 12/6
<b>Blks</b> .....	1 vs. Arkansas, 1/3
<b>Stls</b> .....	4, 3x, last vs. Duke, 12/6
<b>Assts</b> .....	6 vs. Winthrop, 12/13
<b>Min</b> .....	37 vs. Duke, 12/6
<b>FG</b> .....	4 vs. Hawaii, 11/29
<b>3FG</b> .....	1, 4x, last vs. Arkansas, 1/3
<b>FT</b> .....	6 vs. Ohio State, 11/13

## 2015-16 Game-by-Game

Opponent	Date	GS	MIN	FG-A	3FG-A	FT-A	Reb	A	TO	B	S	TP
Ohio State	11/13	*	36	3-8	0-0	6-8	0-3-3	3	3	0	4	12
UNCG	11/15	*	18	1-2	0-0	0-0	0-1-1	4	0	0	2	2
at Clemson	11/18	*	19	0-1	0-1	0-0	0-2-2	5	1	0	1	0
at UCLA	11/22	*	23	0-1	0-1	0-0	1-4-5	1	4	0	0	0
vs. Arizona State	11/27	*	30	2-7	0-2	2-2	3-0-3	0	1	0	2	6
vs. CSUB	11/28	*	26	3-4	0-0	2-3	1-0-1	1	0	0	2	8
vs. Hawaii	11/29	*	21	4-5	1-2	2-2	1-3-4	4	1	0	4	11
Duke	12/6	*	37	2-4	0-1	1-6	2-3-5	1	1	0	4	5
Winthrop	12/13	*	15	2-3	0-1	0-0	0-1-1	6	1	0	1	4
Hampton	12/16	*	17	2-3	1-1	0-0	0-4-4	2	3	0	0	5
vs. East Carolina	12/20	*	22	1-5	0-2	3-4	0-2-2	3	2	0	1	5
Elon	12/22	*	24	2-4	1-2	1-2	1-1-2	4	1	0	2	6
Arkansas	1/3	*	25	3-4	1-1	0-0	1-2-3	4	1	1	3	7

## Career Stats at South Carolina

Year	GP	GS	Min	Avg	FG	FGA	Pct	3FG	FGA	Pct	FT	FTA	Pct	Off	Def	Tot	Avg	PF	FO	A	TO	Blk	Stl	Pts	Avg
2012-13	33	3	570	17.3	53	151	.351	13	54	.241	72	109	.661	22	24	46	1.4	43	0	36	49	3	21	191	5.8
2013-14	29	26	761	26.2	58	159	.365	18	59	.305	74	109	.679	9	38	47	1.6	60	0	77	45	1	28	208	7.2
2014-15	37	36	814	22.0	59	147	.401	20	64	.313	27	51	.529	26	63	89	2.4	63	0	105	49	4	68	165	4.5
2015-16	13	13	313	24.1	25	51	.490	4	14	.286	17	27	.630	10	26	36	2.8	28	0	38	19	1	26	71	5.5
<b>Career</b>	<b>112</b>	<b>78</b>	<b>2458</b>	<b>21.9</b>	<b>195</b>	<b>508</b>	<b>.384</b>	<b>55</b>	<b>191</b>	<b>.288</b>	<b>190</b>	<b>296</b>	<b>.642</b>	<b>67</b>	<b>151</b>	<b>218</b>	<b>1.9</b>	<b>194</b>	<b>0</b>	<b>256</b>	<b>162</b>	<b>9</b>	<b>143</b>	<b>635</b>	<b>5.7</b>



# #40 JATARIE WHITE

6-4 • So. • F • Charlotte, N.C. • Providence Day



## Career Highlights

2014 McDonald's All-America  
2014 WBCA All-America

Charlotte Observer Player of the Year (2013, 2014)  
North Carolina Miss Basketball (2013, 2014)

## 2015-16

- Ranks among the most improved Gamecocks from last season
- Has seen time in every game
- Led the team in rebounding once – at Clemson
- Great offensive game against East Carolina (Dec. 20) with career-high 14 points on 5-of-8 shooting
- Scored all of her eight points against Hampton (Dec. 16) in the second half, shooting 3-of-5 from the field and grabbing five her seven rebounds in the final 20 minutes as well
- Notched career highs in rebounds (9) and blocks (4) in 18 minutes of action against Winthrop (Dec. 13)
- Played 19 minutes against #14/13 Duke (Dec. 6), finishing with five rebounds
- Grabbed five rebounds in just 11 minutes of action against CSU Bakersfield (Nov. 27)
- Started the second half at Clemson (Nov. 18) and was key part of 19-5 third-quarter run that broke open the game ... tied for team-high honors with six rebounds
- Great contributions against #6/10 Ohio State (Nov. 13), beyond the four points, three rebounds and two assists in the box score

## Miscellaneous

	Season	Career
<b>10+ Points</b>	1	3
<b>10+ Rebounds</b>	0	0
<b>Tm-High Points</b>	0	0
<b>Tm-High Rebs.</b>	1	1

## Career Highs

<b>Pts</b> .....	14 vs. East Carolina, 12/20/15
<b>Rebs</b> .....	9 vs. Winthrop, 12/13/15
<b>Blks</b> .....	4 vs. Winthrop, 12/13/15
<b>Stls</b> .....	2 vs. Syracuse, 3/22/15
<b>Assts</b> .....	2, 4x, last at Clemson, 11/18/15
<b>Min</b> .....	22 vs. San Diego St., 11/23/14
<b>FG</b> .....	5, 2x, last vs. East Carolina, 12/20/15
<b>FT</b> .....	4 vs. East Carolina, 12/20/15

## 2015-16 Highs

<b>Pts</b> .....	14 vs. East Carolina, 12/20
<b>Rebs</b> .....	9 vs. Winthrop, 12/13
<b>Blks</b> .....	4 vs. Winthrop, 12/13
<b>Stls</b> .....	1, 2x, last vs. Winthrop, 12/13
<b>Assts</b> .....	2, 2x, last at Clemson, 11/18
<b>Min</b> .....	21 vs. Hampton, 12/16
<b>FG</b> .....	5 vs. East Carolina, 12/20
<b>FT</b> .....	4 vs. East Carolina, 12/20

## 2015-16 Game-by-Game

Opponent	Date	GS	MIN	FG-A	3FG-A	FT-A	Reb	A	TO	B	S	TP
Ohio State	11/13		15	1-3	0-0	2-3	1-2-3	2	0	0	0	4
UNCG	11/15		13	2-4	0-0	1-2	0-3-3	1	0	1	0	5
at Clemson	11/18		18	1-4	0-0	1-2	4-2-6	2	0	1	0	3
at UCLA	11/22		12	0-2	0-0	2-2	0-2-2	0	0	0	0	2
vs. Arizona State	11/27		12	0-2	0-0	0-0	1-1-2	0	1	0	0	0
vs. CSUB	11/28		11	1-2	0-0	0-2	1-4-5	1	0	1	0	2
vs. Hawaii	11/29		14	0-2	0-0	0-0	0-2-2	1	1	0	0	0
Duke	12/6		19	0-3	0-0	0-0	1-4-5	1	2	0	1	0
Winthrop	12/13		18	2-2	0-0	0-0	1-8-9	1	0	4	1	4
Hampton	12/16		21	3-8	0-0	2-2	2-5-7	0	4	1	0	8
vs. East Carolina	12/20		19	5-8	0-1	4-6	1-3-4	0	0	0	0	14
Elon	12/22		14	1-7	0-0	0-0	0-2-2	0	0	0	0	2
Arkansas	1/3		18	0-5	0-0	1-2	2-3-5	1	1	0	0	1

## Career Stats at South Carolina

Year	GP	GS	Min	Avg	FG	FGA	Pct	3FG	FGA	Pct	FT	FTA	Pct	Off	Def	Tot	Avg	PF	FO	A	TO	Blk	Stl	Pts	Avg
2014-15	20	0	184	9.2	20	49	.408	0	0	—	9	14	.643	16	28	44	2.2	20	0	7	14	5	7	49	2.5
2015-16	13	0	204	15.7	16	52	.308	0	1	.000	13	21	.619	14	41	55	4.2	27	0	10	9	8	2	45	3.5
<b>Career</b>	<b>33</b>	<b>0</b>	<b>388</b>	<b>11.8</b>	<b>36</b>	<b>101</b>	<b>.356</b>	<b>0</b>	<b>1</b>	<b>.000</b>	<b>22</b>	<b>35</b>	<b>.629</b>	<b>30</b>	<b>69</b>	<b>99</b>	<b>3.0</b>	<b>47</b>	<b>0</b>	<b>17</b>	<b>23</b>	<b>13</b>	<b>9</b>	<b>94</b>	<b>2.8</b>





# #22 A'JA WILSON

6-5 • So. • F • Hopkins, S.C. • Heathwood Hall



## Career Highlights

Naismith Early Season Watch List (2015-16)	2015 All-America Honorable Mention (WBCA)
USBWA Ann Meyers Drysdale Award Watch List (2015-16)	2015 WBCA All-Region 3
Wooden Award Watch List (2015-16)	2015 SEC Freshman of the Year (Coaches, AP)
2015 USA Basketball Female Athlete of the Year	2015 All-SEC First Team (Coaches, AP)
2015 Rainbow Wahine Showdown Tournament MVP	2015 SEC All-Freshman Team
Three-time SEC Player of the Week	USBWA National Freshman of the Week (Dec. 1-7)
Preseason All-America Second Team (Lindy's, SI, ESPN)	Five-time SEC Freshman of the Week
Preseason All-America Honorable Mention (AP)	2014 National High School Player of the Year (WBCA, Naismith, Parade)
Preseason All-SEC First Team (Media, Coaches)	2014 McDonald's and Parade (HS) All-America
2015 All-America Third Team (AP)	Three-time SCISA Player of the Year

## Miscellaneous

	Season	Career
<b>Double-Double</b>	7	12
<b>20+ Points</b>	3	8
<b>10+ Points</b>	10	39
<b>10+ Rebounds</b>	7	12
<b>5+ Blocks</b>	1	2
<b>Tim-High Points</b>	6	21
<b>Tim-High Rebs.</b>	7	16

## 2015-16

- Leads team in both scoring and rebounding
- Ranks 16th in the nation in double-doubles (7) and 19th in blocked shots per game (2.7), leading SEC in both
- Among SEC's top five in rebounding (2nd), scoring (4th) and field goal percentage (4th)
- Has led the team in scoring six times – Ohio State, UNCG, vs. Arizona State, vs. CSUB, at Hawaii, Duke
- Been team's top rebounder seven times – Ohio State, vs. Arizona State, vs. CSUB, at Hawaii, Duke, Elon, Arkansas
- Has recorded a double-double in three of her last four games played (12/6 through 1/3)
- Has been named SEC Player of the Week three times (Nov. 13-16, Nov. 24-30, Dec. 1-7)
- Scored five straight points in 8-0 third-quarter run to break 41-41 tie against Elon (Dec. 22)
- Personal 6-0 run in fourth quarter against ECU (Dec. 20) set up sixth double-double of the season
- Scored career-high 28 points against #14/13 Duke (Dec. 6), including 20 in the second half and 12 of the team's 16 in the third quarter
- Named MVP of Rainbow Wahine Showdown, averaging 20.7 points on 65.0 percent shooting (26-of-40), 8.0 rebounds and 2.3 blocks, helping her to SEC co-Player of the Week honors as well (Nov. 24-30)
- Tallied 26 points against CSU Bakersfield (Nov. 28), including 16 in second half to break open eight-point game at halftime
- Grabbed three of her fourth-quarter rebounds in the final seven seconds of a tie game, including two offensive, getting fouled on the final one and hitting the resulting two free throws with 0.6 seconds to deliver the win over #16/18 Arizona State (Nov. 27)
- Hit from the left block to launch a 10-4 run that broke a 58-58 tie with 3:50 left to play and put the Gamecocks up for good at UCLA (Nov. 22)
- Tied her career high with six blocks against UNCG (Nov. 15), while posting her second double-double in as many games (19 pts/10 rebs)
- Scored 12 of her team-high 20 points against #6/10 Ohio State (Nov. 13) in the fourth quarter, including six of the team's 10 points in the final 2:35 to deliver the victory

## Career Highs

<b>Pts</b> .....	28 vs. Duke, 12/6/15
<b>Rebs</b> .....	19 at Kentucky, 3/1/15
<b>Blks</b> .....	6, 2x, last vs. UNCG, 11/15/15
<b>Stls</b> .....	3, 4x, last vs. C. Michigan, 12/20/14
<b>Assts</b> .....	4 vs. CSU Bakersfield, 11/28/15
<b>Min</b> .....	33 at Kentucky, 3/1/15
<b>FG</b> .....	10, 2x, last vs. Duke, 12/6/15
<b>FT</b> .....	11 vs. LSU, 2/12/15

## 2015-16 Highs

<b>Pts</b> .....	28 vs. Duke, 12/6
<b>Rebs</b> .....	14 vs. Ohio State, 11/13
<b>Blks</b> .....	6 vs. UNCG, 11/15
<b>Stls</b> .....	2, 2x, last vs. Arizona State, 11/27
<b>Assts</b> .....	4 vs. CSU Bakersfield, 11/28
<b>Min</b> .....	32 vs. Duke, 12/6
<b>FG</b> .....	10, 2x, last vs. Duke, 12/6
<b>FT</b> .....	8 vs. Duke, 12/6

## 2015-16 Game-by-Game

Opponent	Date	GS	MIN	FG-A	3FG-A	FT-A	Reb	A	TO	B	S	TP
Ohio State	11/13	*	21	8-18	0-0	4-4	5-9-14	0	0	2	0	20
UNCG	11/15	*	17	9-14	0-0	1-2	6-4-10	1	2	6	2	19
at Clemson	11/18	*	21	3-10	0-0	1-4	1-4-5	0	0	3	0	7
at UCLA	11/22	*	30	4-9	0-0	3-5	2-8-10	3	2	4	1	11
vs. Arizona State	11/27	*	28	8-11	0-0	2-2	2-9-11	1	6	1	2	18
vs. CSUB	11/28	*	31	10-14	0-0	6-9	2-6-8	4	0	4	0	26
vs. Hawaii	11/29	*	27	8-15	0-0	2-2	2-3-5	0	1	2	0	18
Duke	12/6	*	32	10-19	0-0	8-10	6-5-11	2	3	3	1	28
Winthrop						— DNP —						
Hampton						— DNP —						
vs. East Carolina	12/20	*	22	7-10	0-0	1-1	3-7-10	0	2	2	1	15
Elon	12/22	*	25	5-12	0-0	2-5	2-6-8	2	1	3	1	12
Arkansas	1/3	*	25	7-12	0-0	0-1	4-6-10	1	2	0	0	14

## Career Stats at South Carolina

Year	GP	GS	Min	Avg	FG	FGA	Pct	3FG	FGA	Pct	FT	FTA	Pct	Off	Def	Tot	Avg	PF	FO	A	TO	Blk	Stl	Pts	Avg
2014-15	37	1	734	19.8	177	329	.538	1	3	.333	131	198	.662	78	165	243	6.6	72	1	37	62	65	32	486	13.1
2015-16	11	11	279	25.4	79	144	.549	0	0	—	30	45	.667	35	67	102	9.3	25	1	14	19	30	8	188	17.1
<b>Career</b>	<b>48</b>	<b>12</b>	<b>1013</b>	<b>21.1</b>	<b>256</b>	<b>473</b>	<b>.541</b>	<b>1</b>	<b>3</b>	<b>.333</b>	<b>161</b>	<b>243</b>	<b>.663</b>	<b>113</b>	<b>232</b>	<b>345</b>	<b>7.2</b>	<b>97</b>	<b>2</b>	<b>51</b>	<b>81</b>	<b>95</b>	<b>40</b>	<b>674</b>	<b>14.0</b>



Official Basketball Box Score - Game Totals - Final Statistics  
**#6/10 Ohio State vs South Carolina**  
 11/13/15 7 p.m. at Columbia, S.C./Colonial Life Arena



**#6/10 Ohio State 80 • 0-1**

#	Player	Total		3-Ptr		Rebounds			PF	TP	A	TO	Blk	Stl	Min
		FG-FGA	FG-FGA	FG-FGA	FT-FTA	Off	Def	Tot							
22	Alexa Hart	f	1-5	0-0	0-0	4	1	5	3	2	0	0	2	0	19
32	Shayla Cooper	f	2-17	0-4	0-0	3	12	15	5	4	1	8	0	2	33
03	Kelsey Mitchell	g	10-24	4-9	12-13	0	2	2	4	36	1	3	3	0	38
13	Cait Craft	g	1-3	0-1	3-4	1	0	1	3	5	0	2	1	5	31
14	Amethyst Alston	g	8-19	4-5	3-3	0	3	3	2	23	0	1	1	2	38
12	Kianna Holland	g	2-4	1-3	0-0	0	0	0	3	5	0	0	0	0	8
20	Asia Doss	g	1-2	1-1	0-0	0	0	0	1	3	1	1	0	1	5
21	Lisa Blair	g	1-3	0-0	0-0	5	3	8	4	2	0	2	2	1	12
24	Makayla Waterman	g	0-3	0-0	0-0	2	1	3	3	0	0	1	1	2	13
34	Theresa Ekhelar	g	0-0	0-0	0-0	0	0	0	1	0	0	0	0	0	3
<b>Team</b>						3	2	5							
<b>Totals</b>			<b>26-80</b>	<b>10-23</b>	<b>18-20</b>	<b>18</b>	<b>24</b>	<b>42</b>	<b>29</b>	<b>80</b>	<b>3</b>	<b>18</b>	<b>10</b>	<b>13</b>	<b>200</b>

1st FG %: 8-21 38.1%	2nd 8-18 44.4%	3rd 6-23 26.1%	4th 4-18 22.2%	Game: 26-80 32.5%	Rebounds: 1,1
3FG %: 5-8 62.5%	2-3 66.7%	1-7 14.3%	2-5 40.0%	10-23 43.5%	
FT %: 5-5 100.0%	3-3 100.0%	2-2 100.0%	8-10 80.0%	18-20 90.0%	

**South Carolina 88 • 1-0**

#	Player	Total		3-Ptr		Rebounds			PF	TP	A	TO	Blk	Stl	Min
		FG-FGA	FG-FGA	FG-FGA	FT-FTA	Off	Def	Tot							
22	WILSON, A'ja	f	8-18	0-0	4-4	5	9	14	0	20	0	0	2	0	21
24	IMOVBIQH, Sarah	f	4-5	0-0	0-2	3	7	10	3	8	0	1	0	0	16
05	SESSIONS, Khadijah	g	3-8	0-0	6-8	0	3	3	4	12	3	3	0	4	36
23	ROY, Tina	g	1-6	1-6	0-0	0	1	1	2	3	1	1	0	0	23
25	MITCHELL, Tiffany	g	6-12	2-4	1-2	1	2	3	4	15	3	8	1	4	32
00	COLLEY, Shay	g	0-0	0-0	0-0	0	0	0	3	0	0	1	0	0	6
01	CUEVAS, Bianca	g	1-5	0-1	3-4	0	0	0	2	5	1	1	0	0	8
03	DUCKETT, Kaydra	g	0-1	0-0	0-0	0	0	0	1	0	0	0	0	0	3
31	DOZIER, Asia	g	1-2	0-0	2-2	0	0	0	0	4	1	2	0	0	12
40	WHITE, Jatarie	g	1-3	0-0	2-3	1	2	3	0	4	2	0	0	0	15
41	COATES, Alaina	g	6-9	0-0	5-10	4	9	13	1	17	0	3	3	1	28
<b>Team</b>						2	2	4							
<b>Totals</b>			<b>31-69</b>	<b>3-11</b>	<b>23-35</b>	<b>16</b>	<b>35</b>	<b>51</b>	<b>20</b>	<b>88</b>	<b>11</b>	<b>20</b>	<b>6</b>	<b>9</b>	<b>200</b>

1st FG %: 9-19 47.4%	2nd 4-12 33.3%	3rd 6-17 35.3%	4th 12-21 57.1%	Game: 31-69 44.9%	Rebounds: 9,2
3FG %: 1-3 33.3%	0-2 0.0%	2-4 50.0%	0-2 0.0%	3-11 27.3%	
FT %: 11-14 78.6%	7-12 58.3%	5-7 71.4%	0-2 0.0%	23-35 65.7%	

Officials: Beverly Roberts, Mark Zentz, Kevin Pethel  
 Technical fouls: #6/10 Ohio State-None. South Carolina-None.  
 Attendance: 16815

Score by periods	1st	2nd	3rd	4th	Total
#6/10 Ohio State	26	21	15	18	80
South Carolina	30	15	19	24	88

Points In Off 2nd Fast  
 OSU 52 20 14 8 9 10  
 SC 20 21 16 30

Score tied - 6 times.  
 Lead changed - 6 times.

Last FG - OSU 4th-02:35, SC 4th-00:08.  
 Largest lead - OSU by 6 3rd-08:26, SC by 15 1st-03:56.  
 OSU led for 08:14. SC led for 28:41. Game was tied for 03:05.



Official Basketball Box Score - Game Totals - Final Statistics  
**UNCG vs South Carolina**  
 11/15/15 3 p.m. at Columbia, S.C./Colonial Life Arena



**UNCG 44 • 1-1**

#	Player	Total		3-Ptr		Rebounds			PF	TP	A	TO	Blk	Stl	Min
		FG-FGA	FG-FGA	FG-FGA	FT-FTA	Off	Def	Tot							
15	Jade Scaife	f	2-5	0-0	0-1	0	2	2	3	4	0	2	1	1	26
22	India Timpton	f	0-6	0-0	0-0	4	2	6	4	0	0	5	0	1	27
44	Mariah Wilson	c	1-3	0-0	0-1	2	3	5	3	2	0	1	1	2	21
03	Jazmine Missouri	g	2-5	1-2	2-2	1	1	2	0	7	1	3	0	0	21
12	Lucy Mason	g	7-20	1-5	5-6	0	2	2	2	20	1	3	0	2	40
00	Ashley Bearden	g	0-0	0-0	0-0	0	0	0	0	1	0	0	0	0	6
01	Keli Foster	g	0-1	0-0	0-0	0	1	1	1	0	0	2	0	0	6
10	Gena Penick	g	0-1	0-0	0-0	1	0	1	4	0	0	1	0	0	3
14	Bailey Williams	g	0-1	0-1	1-2	0	0	0	1	1	2	3	0	0	10
21	Medena Bartley	g	0-0	0-0	0-0	0	0	0	0	0	0	0	0	0	4
23	Jayda Luckie	g	1-3	0-0	0-0	1	0	1	1	2	0	0	0	0	6
25	Shanese Harris	g	3-17	1-5	1-2	3	3	6	1	8	0	1	0	0	30
<b>Team</b>						3	7	10							
<b>Totals</b>			<b>16-62</b>	<b>3-13</b>	<b>9-14</b>	<b>15</b>	<b>21</b>	<b>36</b>	<b>21</b>	<b>44</b>	<b>4</b>	<b>21</b>	<b>2</b>	<b>6</b>	<b>200</b>

1st FG %: 5-12 41.7%	2nd 4-14 28.6%	3rd 3-17 17.6%	4th 4-19 21.1%	Game: 16-62 25.8%	Rebounds: 4,2
3FG %: 2-3 66.7%	0-2 0.0%	1-4 25.0%	0-4 0.0%	3-13 23.1%	
FT %: 4-4 100.0%	1-3 33.3%	2-4 50.0%	2-3 66.7%	9-14 64.3%	

**South Carolina 92 • 2-0**

#	Player	Total		3-Ptr		Rebounds			PF	TP	A	TO	Blk	Stl	Min
		FG-FGA	FG-FGA	FG-FGA	FT-FTA	Off	Def	Tot							
22	WILSON, A'ja	f	9-14	0-0	1-2	6	4	10	0	19	1	2	6	2	17
41	COATES, Alaina	c	6-7	0-0	0-3	2	5	7	2	12	0	0	0	3	13
05	SESSIONS, Khadijah	g	1-2	0-0	0-0	0	1	1	2	2	4	0	0	2	18
23	ROY, Tina	g	3-8	3-8	0-0	0	0	0	0	9	6	0	0	0	19
25	MITCHELL, Tiffany	g	3-11	2-7	2-2	0	2	2	2	10	5	1	0	2	23
00	COLLEY, Shay	g	3-5	1-1	0-0	1	1	2	2	7	1	2	0	1	16
01	CUEVAS, Bianca	g	2-4	1-3	6-8	0	2	1	1	11	1	3	0	2	19
03	DUCKETT, Kaydra	g	0-0	0-0	0-0	0	1	1	0	0	0	1	1	0	10
24	IMOVBIQH, Sarah	g	5-7	0-0	4-6	5	6	11	3	14	0	0	0	2	21
31	DOZIER, Asia	g	1-4	1-4	0-0	0	2	2	2	3	6	0	0	0	26
40	WHITE, Jatarie	g	2-4	0-0	1-2	0	3	3	0	5	1	0	1	0	13
44	FARMER, India	g	0-1	0-1	0-0	0	1	1	0	0	0	0	2	0	5
<b>Team</b>						1	4	5							
<b>Totals</b>			<b>35-67</b>	<b>8-24</b>	<b>14-23</b>	<b>15</b>	<b>32</b>	<b>47</b>	<b>15</b>	<b>92</b>	<b>25</b>	<b>10</b>	<b>15</b>	<b>200</b>	

1st FG %: 11-18 61.1%	2nd 9-19 47.4%	3rd 12-19 63.2%	4th 3-11 27.3%	Game: 35-67 52.3%	Rebounds: 3
3FG %: 4-7 57.1%	1-3 33.3%	7-11 63.6%	0-1 0.0%	8-24 33.3%	
FT %: 1-3 33.3%	7-12 58.3%	5-7 71.4%	0-2 0.0%	14-23 60.9%	

Officials: Scott Yarbrough, Troy Winders, Nick Marshall  
 Technical fouls: UNCG-None. South Carolina-None.  
 Attendance: 13607

Score by periods	1st	2nd	3rd	4th	Total
UNCG	16	9	9	10	44
South Carolina	27	26	27	12	92

Points In Off 2nd Fast  
 UNCG 18 4 10 8 11  
 SC 52 29 16 13 40

Score tied - 1 time.  
 Lead changed - 0 times.

Last FG - UNCG 4th-00:55, SC 4th-02:39.  
 Largest lead - UNCG None, SC by 51 4th-03:32.  
 UNCG led for 00:00. SC led for 39:22. Game was tied for 00:34.



Official Basketball Box Score - Game Totals - Final Statistics  
**South Carolina vs Clemson**  
 11/18/15 7:00 PM at Clemson, S.C.



**South Carolina 67 • 3-0**

#	Player	Total		3-Ptr		Rebounds			PF	TP	A	TO	Blk	Stl	Min
		FG-FGA	FG-FGA	FG-FGA	FT-FTA	Off	Def	Tot							
22	WILSON, A'ja	f	3-10	0-0	1-4	1	4	5	3	7	0	0	3	0	21
41	COATES, Alaina	c	4-7	0-0	2-4	5	1	6	3	10	1	2	2	1	22
05	SESSIONS, Khadijah	g	0-1	0-1	0-0	0	2	2	2	0	5	1	0	1	19
23	ROY, Tina	g	1-6	1-6	0-0	0	1	1	1	3	1	0	0	1	22
25	MITCHELL, Tiffany	g	6-12	4-7	2-4	3	2	5	1	18	0	1	0	4	25
00	COLLEY, Shay	g	0-3	0-1	5-6	2	1	3	0	5	2	0	0	1	16
01	CUEVAS, Bianca	g	2-7	0-3	0-0	0	1	1	1	4	2	0	0	2	17
24	IMOVBIQH, Sarah	g	3-4	0-0	3-8	4	2	6	1	9	0	0	0	2	19
31	DOZIER, Asia	g	3-9	2-7	0-0	0	1	1	0	8	0	1	0	0	21
40	WHITE, Jatarie	g	1-4	0-0	1-2	4	2	6	3	2	0	1	0	0	18
<b>Team</b>						3	2	5							
<b>Totals</b>			<b>23-63</b>	<b>7-25</b>	<b>14-28</b>	<b>22</b>	<b>19</b>	<b>41</b>	<b>15</b>	<b>67</b>	<b>13</b>	<b>5</b>	<b>6</b>	<b>12</b>	<b>200</b>

1st FG %: 6-20 30.0%	2nd 4-12 33.3%	3rd 9-12 75.0%	4th 4-19 21.1%	Game: 23-63 36.5%	Rebounds: 7
3FG %: 3-6 50.0%	1-7 14.3%	3-5 60.0%	0-7 0.0%	7-25 28.0%	
FT %: 5-10 50.0%	2-4 50.0%	6-11 54.5%	1-3 33.3%	14-28 50.0%	

**Clemson 41 • 1-2**

#	Player	Total		3-Ptr		Rebounds			PF	TP	A	TO	Blk
---	--------	-------	--	-------	--	----------	--	--	----	----	---	----	-----



Official Basketball Box Score - Game Totals - Final Statistics  
**#16/18 Arizona State vs South Carolina**  
 11/27/15 2:30pm HT at Honolulu, Oahu



**#16/18 Arizona State 58 • 1-2**

#	Player	Total		3-Ptr		Rebounds			PF	TP	A	TO	Blk	Stl	Min
		FG-FGA	FT-FTA	FG-FGA	FT-FTA	Off	Def	Tot							
21	Brunner, Sophie	f	1-6	0-0	4-6	3	7	10	1	6	2	6	0	3	29
22	Moos, Kelsey	f	2-5	0-0	1-2	2	0	2	1	5	0	1	0	0	18
24	Domstauder, Quinn	c	2-5	0-0	1-2	5	2	7	1	5	0	4	1	2	26
00	Hempfen, Katie	g	4-10	4-7	0-0	1	4	5	2	12	2	3	0	3	29
23	Davis, Elisha	g	4-12	2-6	0-0	0	0	0	3	10	5	0	0	1	26
01	Hawkins, Arnecia	g	3-10	0-1	1-2	1	1	2	2	7	0	0	0	1	21
03	Haines, Sabrina	g	2-2	2-2	0-0	2	1	3	0	6	0	1	0	0	11
11	Amukumara, Peace	g	2-4	0-1	1-2	0	4	4	4	5	1	3	0	0	17
33	Johnson-Chapman, Cha	g	0-0	0-0	0-0	0	0	0	0	0	0	0	0	0	1
42	Ibis, Kianna	g	0-2	0-1	0-0	0	0	0	0	0	0	0	0	0	4
43	Normen, Eliza	g	1-5	0-2	0-0	0	2	2	1	2	0	1	0	1	18
<b>Team</b>						2	2	4							
<b>Totals</b>			21-61	8-20	8-14	16	23	39	15	58	10	19	1	11	200

1st - FG %:	7-16	43.8%	2nd:	5-15	33.3%	3rd:	3-13	23.1%	4th:	6-17	35.3%	Game:	21-61	34.4%	Rebounds	2
3FG %:	2-6	33.3%	2-5	40.0%	2-5	40.0%	2-5	40.0%	2-4	50.0%	8-20	40.0%	3-12	25.0%	6	
FT %:	1-2	50.0%	4-8	50.0%	1-2	50.0%	2-2	100.0%	2-2	100.0%	8-14	57.1%	17-31	54.8%		

**South Carolina 60 • 5-0**

#	Player	Total		3-Ptr		Rebounds			PF	TP	A	TO	Blk	Stl	Min
		FG-FGA	FT-FTA	FG-FGA	FT-FTA	Off	Def	Tot							
22	WILSON, A'ja	f	8-11	0-0	2-2	2	9	11	2	18	1	6	1	2	28
41	COATES, Alaina	c	3-6	0-0	0-1	3	4	7	2	6	1	2	1	1	23
05	SESSIONS, Khadijah	g	2-7	0-2	2-2	3	0	3	1	6	0	1	0	2	30
23	ROY, Tina	g	1-7	1-3	0-0	0	2	2	0	3	3	2	1	0	22
25	MITCHELL, Tiffany	g	2-7	0-3	2-2	0	1	1	2	6	1	2	0	2	36
00	COLLEY, Shay	g	0-2	0-1	0-0	0	1	1	1	0	0	1	0	0	10
01	CUEVAS, Bianca	g	7-13	0-2	4-7	0	2	2	2	18	0	2	0	2	18
24	IMOVBIQH, Sarah	g	0-1	0-0	1-2	3	5	8	3	1	0	2	0	0	16
31	DOZIER, Asia	g	1-2	0-0	0-0	0	1	1	0	2	0	1	0	1	5
40	WHITE, Jatarie	g	0-2	0-0	0-0	1	1	2	3	0	0	1	0	0	12
<b>Team</b>						2	2	4							
<b>Totals</b>			24-58	1-11	11-16	14	28	42	16	60	6	21	3	10	200

1st - FG %:	5-17	29.4%	2nd:	7-13	53.8%	3rd:	7-12	58.3%	4th:	5-16	31.3%	Game:	24-58	41.4%	Rebounds	2
3FG %:	0-1	0.0%	0-3	0.0%	0-2	0.0%	0-3	0.0%	1-5	20.0%	1-11	9.1%	8-18	44.4%	6	
FT %:	4-4	100.0%	2-5	40.0%	1-2	50.0%	4-5	80.0%	4-5	80.0%	11-16	68.8%	17-31	54.8%		

Officials: Skelly Wingard, Victor Dunomes, Ethan Kahoano  
 Technical fouls: #16/18 Arizona State-None. South Carolina-None.  
 Attendance: 2020

Score by periods	1st	2nd	3rd	4th	Total
#16/18 Arizona State	17	16	9	16	58
South Carolina	14	16	15	15	60

Points	In	Off	2nd	Fast	Bench
ASU	16	20	9	0	20
SC	42	18	8	2	21

Last FG - ASU 4th-01:20, SC 4th-00:56.  
 Largest lead - ASU by 7 2nd-08:59, SC by 7 4th-07:08.  
 ASU led for 15:11. SC led for 13:08. Game was tied for 11:17.

Score tied - 10 times.  
 Lead changed - 11 times.



Official Basketball Box Score - Game Totals - Final Statistics  
**South Carolina vs CSU Bakersfield**  
 11/28/15 1:30 p.m. at Honolulu, HI (Stan Sheriff Center)



**South Carolina 90 • 6-0**

#	Player	Total		3-Ptr		Rebounds			PF	TP	A	TO	Blk	Stl	Min
		FG-FGA	FT-FTA	FG-FGA	FT-FTA	Off	Def	Tot							
22	WILSON, A'ja	f	10-14	0-0	6-9	2	6	8	2	26	4	0	4	0	31
41	COATES, Alaina	c	3-10	0-0	0-2	1	3	4	1	6	0	1	0	0	22
05	SESSIONS, Khadijah	g	3-4	0-0	2-3	1	0	1	1	8	1	0	0	2	26
23	ROY, Tina	g	1-4	1-4	0-0	1	4	5	0	3	3	0	0	0	21
25	MITCHELL, Tiffany	g	3-9	0-2	7-8	0	1	1	0	13	1	1	0	0	32
00	COLLEY, Shay	g	3-3	0-0	0-0	0	2	2	4	6	2	1	0	0	13
01	CUEVAS, Bianca	g	8-12	2-5	2-2	1	3	4	1	20	6	2	0	3	26
24	IMOVBIQH, Sarah	g	3-5	0-0	0-5	3	2	5	2	6	0	0	0	0	15
31	DOZIER, Asia	g	0-1	0-1	0-0	0	0	0	0	0	0	0	0	0	3
40	WHITE, Jatarie	g	1-2	0-0	0-2	1	4	5	1	2	1	0	1	0	11
<b>Team</b>						1	3	4							
<b>Totals</b>			35-64	3-12	17-31	11	28	39	12	90	18	5	5	5	200

1st - FG %:	10-19	52.6%	2nd:	7-14	50.0%	3rd:	9-18	50.0%	4th:	9-13	69.2%	Game:	35-64	54.7%	Rebounds	6
3FG %:	0-5	0.0%	0-0	0.0%	1-3	33.3%	2-4	50.0%	2-4	50.0%	3-12	25.0%	6-8	75.0%		
FT %:	7-8	87.5%	4-12	33.3%	0-3	0.0%	6-8	75.0%	6-8	75.0%	17-31	54.8%				

**CSU Bakersfield 71 • 1-4**

#	Player	Total		3-Ptr		Rebounds			PF	TP	A	TO	Blk	Stl	Min
		FG-FGA	FT-FTA	FG-FGA	FT-FTA	Off	Def	Tot							
01	Shannon, Alyssa	*	3-7	1-1	4-4	0	0	0	4	11	5	2	0	0	35
10	Kleist, Keri	*	0-2	0-0	0-0	1	1	2	2	0	0	0	0	0	8
12	Gilbert, Alexus	*	3-7	0-0	1-1	0	1	1	2	7	1	2	0	0	23
15	Williams, Erika	*	3-9	1-3	3-4	0	5	5	5	10	4	1	0	1	33
21	Zempare, Bataba	*	7-11	1-1	4-4	2	6	8	3	19	1	1	0	1	34
00	Fears, Jerice	*	0-0	0-0	0-0	0	2	2	2	0	0	0	0	0	6
02	Sims, Brittany	*	3-5	1-1	1-2	0	1	1	4	8	0	0	0	0	15
04	Torres-Rodriguez, He	*	0-0	0-0	0-0	0	0	0	0	0	0	0	0	0	1
11	Walters, Addi	*	2-6	2-6	0-0	1	0	1	1	6	2	3	0	0	26
13	Vines, Dajj	*	4-9	2-6	0-0	1	4	5	4	10	3	1	0	0	17
23	Carter, Tylinn	*	0-2	0-0	0-0	0	2	2	0	0	0	1	0	0	2
<b>Team</b>						1	2	3							
<b>Totals</b>			25-58	8-18	13-15	6	24	30	27	71	16	11	0	2	200

1st - FG %:	5-16	31.3%	2nd:	8-15	53.3%	3rd:	7-16	43.8%	4th:	5-11	45.5%	Game:	25-58	43.1%	Rebounds	1,2
3FG %:	2-4	50.0%	2-7	28.6%	2-3	66.7%	2-3	66.7%	2-4	50.0%	8-18	44.4%	13-15	86.7%		
FT %:	4-4	100.0%	5-5	100.0%	4-6	66.7%	2-2	100.0%	2-2	100.0%	13-15	86.7%				

Officials: Jen Zylstra, Victor Dunomes, Tim Tamashiro  
 Technical fouls: South Carolina-None. CSU Bakersfield-None.  
 Attendance: 2152

Score by periods	1st	2nd	3rd	4th	Total
South Carolina	27	18	19	26	90
CSU Bakersfield	14	23	20	14	71

Points	In	Off	2nd	Fast	Bench
SC	48	16	7	2	34
CSUB	20	7	7	0	24

Last FG - SC 4th-00:02, CSUB 4th-03:03.  
 Largest lead - SC by 19 4th-01:01, CSUB None.  
 SC led for 39:49. CSUB led for 00:00. Game was tied for 00:11.

Score tied - 0 times.  
 Lead changed - 0 times.



Official Basketball Box Score - Game Totals - Final Statistics  
**South Carolina vs Hawaii**  
 11/29/15 5:00 pm HT at Stan Sheriff Center



**South Carolina 67 • 7-0, 0-0 SEC**

#	Player	Total		3-Ptr		Rebounds			PF	TP	A	TO	Blk	Stl	Min
		FG-FGA	FT-FTA	FG-FGA	FT-FTA	Off	Def	Tot							
22	WILSON, A'ja	f	8-15	0-0	2-2	2	3	5	18	0	1	2	0	27	
41	COATES, Alaina	c	1-3	0-0	1-2	0	1	1	4	3	0	2	3	0	20
05	SESSIONS, Khadijah	g	4-5	1-2	2-2	1	3	4	4	11	4	1	0	4	21
23	ROY, Tina	g	0-1	0-1	0-0	0	0	0	0	2					



Official Basketball Box Score - Game Totals - Final Statistics  
**Winthrop vs #2/2 South Carolina**  
 12/13/15 2 p.m. at Columbia, S.C./Colonial Life Arena



**Winthrop 37 • 2-7**

#	Player	Total		3-Ptr		Rebounds		PF	TP	A	TO	Blk	Stl	Min	
		FG-FGA	FT-FTA	FG-FGA	FT-FTA	Off	Def								Tot
14	WHITAKER, Arianne	f	3-13	0-0	1-4	5	3	8	3	7	0	1	4	3	38
44	MBAMALU, Ezinne	f	3-11	0-0	1-4	4	3	7	3	7	0	2	0	1	30
01	KILPATRICK, Aliyah	g	1-11	0-2	0-0	2	3	5	4	2	1	2	0	1	36
02	BANKS, Jimechea	g	2-5	0-3	0-1	1	0	1	2	4	4	5	0	1	27
33	WILLIAMS, Erica	g	4-18	1-3	1-4	1	3	4	2	10	3	2	0	2	37
05	JACKSON, Nuba	g	3-6	0-1	1-2	0	2	2	2	7	1	2	0	1	26
15	JACKSON, Naima	g	0-0	0-0	0-0	0	0	0	0	0	0	0	0	0	6
<b>Team</b>						4	1	5							
<b>Totals</b>			16-64	1-9	4-15	17	15	32	16	37	9	14	4	9	200

1st - FG %: 3-20 15.0% 2nd: 3-9 33.3% 3rd: 6-18 33.3% 4th: 4-17 23.5% Game: 16-64 25.0% Deadball Rebounds 6,1  
 3FG %: 0-4 0.0% 0-1 0.0% 0-2 0.0% 1-2 50.0% 1-9 11.1% 4-15 26.7%  
 FT %: 1-2 50.0% 0-0 0.0% 2-7 28.6% 1-6 16.7%

**#2/2 South Carolina 86 • 9-0**

#	Player	Total		3-Ptr		Rebounds		PF	TP	A	TO	Blk	Stl	Min	
		FG-FGA	FT-FTA	FG-FGA	FT-FTA	Off	Def								Tot
24	IMOVBIOH, Sarah	f	3-3	0-0	1-1	1	3	4	0	7	1	1	1	0	22
41	COATES, Alaina	c	13-15	0-0	3-5	6	10	16	4	29	0	1	10	1	30
05	SESSIONS, Khadijah	g	2-3	0-1	0-0	0	1	1	2	4	6	1	0	1	15
23	ROY, Tina	g	1-6	1-6	0-0	0	0	0	0	3	3	0	0	0	11
25	MITCHELL, Tiffany	g	4-8	3-6	1-2	1	4	5	0	12	3	4	0	1	22
00	COLLEY, Shay	g	1-4	1-3	0-0	1	3	4	1	3	4	2	1	3	24
01	CUEVAS, Bianca	g	4-11	1-2	4-4	0	2	2	2	13	1	2	0	1	22
03	DUCKETT, Kaydra	g	1-4	0-1	0-0	0	2	2	1	2	3	0	0	1	15
31	DOZIER, Asia	g	3-4	3-4	0-0	0	2	2	0	9	3	2	0	1	18
40	WHITE, Jatarie	g	2-2	0-0	0-0	1	8	9	3	4	1	0	4	1	18
44	FARMER, India	g	0-2	0-1	0-0	1	0	1	0	0	0	0	0	0	3
<b>Team</b>						1	1	2							
<b>Totals</b>			34-62	9-24	9-12	12	36	48	13	86	25	13	16	10	200

1st - FG %: 10-14 71.4% 2nd: 8-14 57.1% 3rd: 7-18 38.9% 4th: 9-16 56.3% Game: 34-62 54.8% Deadball Rebounds 3  
 3FG %: 4-7 57.1% 1-5 20.0% 3-9 33.3% 1-3 33.3% 9-24 37.5%  
 FT %: 2-3 66.7% 3-4 75.0% 4-4 100.0% 3-4 75.0% 9-12 75.0%

Officials: Dee Kantner, Laura Morris, Chaney Muench  
 Technical fouls: Winthrop-None. #2/2 South Carolina-None.  
 Attendance: 13409

Score by periods	1st	2nd	3rd	4th	Total
Winthrop	7	6	14	10	37
#2/2 South Carolina	26	21	20	19	86

Points	In	Off	2nd	Fast	Bench
WU	Paint	T/O	Chance	Break	
SC	50	20	14	19	31

Last FG - WU 4th-00:47, SC 4th-00:56.  
 Largest lead - WU None, SC by 52 4th-03:11.  
 WU led for 00:00. SC led for 38:49. Game was tied for 01:11.

Score tied - 1 time.  
 Lead changed - 0 times.



Official Basketball Box Score - Game Totals - Final Statistics  
**Hampton vs #2/2 South Carolina**  
 12/16/15 7 p.m. at Columbia, S.C./Colonial Life Arena



**Hampton 48 • 1-8**

#	Player	Total		3-Ptr		Rebounds		PF	TP	A	TO	Blk	Stl	Min	
		FG-FGA	FT-FTA	FG-FGA	FT-FTA	Off	Def								Tot
31	LUPOE, Kaylah	f	3-6	0-0	1-1	2	6	8	5	7	1	1	4	1	27
00	TATE-DEFREITAS, Malia	g	5-15	1-3	3-5	0	2	2	1	14	5	2	0	3	39
03	GILBEAUX, Georgianna	g	0-1	0-0	0-0	0	0	0	0	0	0	0	0	0	15
15	JORDAN, Ryan	g	4-12	1-3	0-0	1	3	4	5	9	1	3	1	2	24
33	GREEN, Chanel	g	1-7	1-2	0-0	0	0	0	3	3	3	3	0	3	39
01	JAMES, Dejanae	f	0-2	0-1	0-0	0	0	0	0	0	0	0	0	0	1
05	WILLIAMS, Natalie	g	0-0	0-0	0-0	0	0	0	0	0	0	0	0	0	1
10	WILLIS, K'lynn	g	0-2	0-2	0-0	0	0	0	0	1	0	0	0	0	8
13	BOYD, Shaleise	g	1-1	0-0	0-0	0	0	0	0	2	0	0	0	0	3
21	SAYLE, Mikayla	g	1-2	0-0	1-2	2	1	3	3	3	0	0	0	0	10
24	DAVIS, Aereana	g	2-5	0-3	0-0	0	0	0	3	4	0	0	0	0	7
30	ROSE, Kristine	g	2-8	2-7	0-0	1	0	0	4	6	2	0	1	1	26
<b>Team</b>						1	1	2							
<b>Totals</b>			19-61	5-21	5-8	6	13	19	25	48	12	9	6	10	200

1st - FG %: 4-12 33.3% 2nd: 4-15 26.7% 3rd: 8-20 40.0% 4th: 3-14 21.4% Game: 19-61 31.1% Deadball Rebounds 2,1  
 3FG %: 1-3 33.3% 1-4 25.0% 2-6 33.3% 1-8 12.5% 5-21 23.8%  
 FT %: 0-0 0.0% 0-0 0.0% 2-2 100.0% 3-6 50.0% 5-8 62.5%

**#2/2 South Carolina 86 • 10-0**

#	Player	Total		3-Ptr		Rebounds		PF	TP	A	TO	Blk	Stl	Min	
		FG-FGA	FT-FTA	FG-FGA	FT-FTA	Off	Def								Tot
24	IMOVBIOH, Sarah	f	6-8	0-0	7-9	5	2	7	1	19	0	0	0	0	22
31	DOZIER, Asia	f	2-6	0-2	2-2	1	1	2	0	6	5	1	0	2	24
41	COATES, Alaina	c	8-11	0-0	6-9	2	10	12	1	22	2	3	1	0	26
05	SESSIONS, Khadijah	g	2-3	1-1	0-0	4	2	5	2	3	2	3	0	0	17
25	MITCHELL, Tiffany	g	4-11	3-6	6-8	4	2	6	1	17	2	0	0	1	29
00	COLLEY, Shay	g	0-0	0-0	0-0	0	2	2	1	0	0	3	0	0	8
01	CUEVAS, Bianca	g	2-6	1-3	1-1	0	1	1	0	6	1	2	0	0	17
03	DUCKETT, Kaydra	g	1-2	1-2	0-0	1	1	2	3	3	2	0	0	0	12
23	ROY, Tina	g	0-3	0-2	0-0	0	3	3	0	3	0	1	0	0	24
40	WHITE, Jatarie	g	3-8	0-0	2-2	2	5	7	4	8	0	4	1	0	21
<b>Team</b>						3	3	6							
<b>Totals</b>			28-58	6-16	24-31	18	34	52	13	86	17	17	2	3	200

1st - FG %: 4-12 33.3% 2nd: 6-17 35.3% 3rd: 8-10 80.0% 4th: 10-15 66.7% Game: 28-58 48.3% Deadball Rebounds 5,3  
 3FG %: 0-4 0.0% 1-4 25.0% 3-4 75.0% 2-4 50.0% 6-16 37.5%  
 FT %: 6-7 85.7% 0-0 0.0% 10-16 62.5% 5-5 100.0% 24-31 77.4%

Officials: Mark Zentz, Mary Day, Metta Roberts  
 Technical fouls: Hampton-ROSE, Kristine. #2/2 South Carolina-None.  
 Attendance: 12117

Score by periods	1st	2nd	3rd	4th	Total
Hampton	9	9	20	10	48
#2/2 South Carolina	14	16	29	27	86

Points	In	Off	2nd	Fast	Bench
HU	Paint	T/O	Chance	Break	
SC	22	18	1	10	15
SC	42	7	17	2	17

Last FG - HU 4th-05:19, SC 4th-00:26.  
 Largest lead - HU None, SC by 38 4th-00:26.  
 HU led for 00:00. SC led for 38:33. Game was tied for 01:27.

Score tied - 0 times.  
 Lead changed - 0 times.



Official Basketball Box Score - Game Totals - Final Statistics  
**East Carolina vs #2/2 South Carolina**  
 12/20/15 1 p.m. at Myrtle Beach (SC) Convention Center



**East Carolina 57 • 6-6**

#	Player	Total		3-Ptr		Rebounds		PF	TP	A	TO	Blk	Stl	Min	
		FG-FGA	FT-FTA	FG-FGA	FT-FTA	Off	Def								Tot
23	PAYNE, Jada	f	3-11	2-6	6-6	3	3	6	1	14	0	2	1	39	
24	TAYLOR, I'Tiana	f	8-18	0-0	1-1	4	3	7	3	16	1	1	1	24	
55	LARAMIE, Marina	c	4-14	3-7	2-2	3	7	10	4	13	0	4	0	36	
02	TOURE, Khadijah	g	1-9	0-4	2-2	0	3	3	4	3	3	0	0	26	
04	GRAY, DeV Vaughn	g	0-3	0-3	0-0	0	1	1	2	0	0	0	0	14	
01	FRAZIER, Alex	g	1-2	0-0	1-1	1	1	2	4	3	2	3	0	19	
03	WOMBLE, Manesha	g	0-0	0-0	0-0	0	0	0	0	0	0	0	0	1	
13	CSUTORAS, Fanni	g	2-8	1-3	0-0	0	1	1	4	5	1	0	0	28	
40	HOLSTON, Gabrielle	g	0-4	0-0	2-2	0	2	2	5	2	0	0	1	13	
<b>Team</b>						1	4	5							
<b>Totals</b>			19-69	6-23	13-14	12	25	37	26	57	7	13	3	3	200

1st - FG %: 5-16 31.3% 2nd: 3-15 20.0% 3rd: 9-21 42.9% 4th: 2-17 11.8% Game: 19-69 27.5% Deadball Rebounds 0  
 3FG %: 1-7 14.3% 2-5 40.0% 2-6 33.3% 6-23 26.1% 1-5 20.0% 13-14 92.9%  
 FT %: 4-4 100.0% 2-3 66.7%

**#2/2 South Carolina 88 • 11-0**

#	Player	Total		3-Ptr		Rebounds		PF	TP	A	TO	Blk	Stl	Min
---	--------	-------	--	-------	--	----------	--	----	----	---	----	-----	-----	-----



Official Basketball Box Score -- Game Totals -- Final Statistics  
**Arkansas vs #2/2 South Carolina**  
 01/03/16 3 p.m. at Columbia, S.C./Colonial Life Arena



**Arkansas 32 • 5-9 (0-1 SEC)**

#	Player	Total			3-Ptr			Rebounds			PF	TP	A	TO	Blk	Stl	Min
		FG	FGA	FT	FTA	FG	FGA	FT	FTA	Off							
00	JACKSON, Jessica	f	4-12	0-3	1-2	1	3	4	3	9	1	2	0	1	29		
35	COOLEY, Alecia	c	0-4	0-0	2-2	2	4	6	3	2	1	4	1	0	29		
03	MONK, Malica	g	1-6	0-0	0-0	0	0	0	3	2	0	1	0	0	27		
21	COSPER, Devin	g	1-4	0-3	0-0	0	1	1	0	2	4	2	0	1	21		
33	WOLFF, Melissa	g	4-10	0-0	1-2	2	5	7	4	9	1	1	0	2	33		
04	SWENSON, Keiryn		2-5	0-1	0-0	0	2	2	0	4	0	0	0	0	18		
12	FREEMAN, Briunna		0-3	0-0	0-2	1	0	1	1	0	1	1	0	0	12		
15	BROOKS, Kelsey		0-3	0-2	0-0	0	0	0	1	0	0	1	0	0	7		
22	ZIMMERMAN, Bailey		0-1	0-1	0-0	0	1	1	0	0	0	0	0	1	5		
24	DANBERRY, Jordan		1-5	1-2	1-2	1	0	1	1	4	1	4	0	0	14		
32	WEST, Khadijah		0-1	0-0	0-0	0	0	0	1	0	0	0	0	0	5		
	Team					2	1	3				1					
	<b>Totals</b>		<b>13-54</b>	<b>1-12</b>	<b>5-10</b>	<b>9</b>	<b>17</b>	<b>26</b>	<b>17</b>	<b>32</b>	<b>9</b>	<b>18</b>	<b>1</b>	<b>5</b>	<b>200</b>		

1st - FG %: 4-15 26.7% 2nd: 4-12 33.3% 3rd: 2-14 14.3% 4th: 3-13 23.1% Game: 13-54 24.1% Deadball Rebounds: 2,1  
 3FG %: 0-3 0.0% 1-4 25.0% 0-2 0.0% 0-3 0.0% 1-12 8.3%  
 FT %: 1-2 50.0% 0-0 0.0% 3-4 75.0% 1-4 25.0% 5-10 50.0%

**#2/2 South Carolina 85 • 13-0 (1-0 SEC)**

#	Player	Total			3-Ptr			Rebounds			PF	TP	A	TO	Blk	Stl	Min
		FG	FGA	FT	FTA	FG	FGA	FT	FTA	Off							
22	WILSON, A'ja	f	7-12	0-0	0-1	4	6	10	2	14	1	2	0	0	25		
41	COATES, Alaina	c	4-5	0-0	3-3	0	10	10	3	11	2	0	1	1	26		
05	SESSIONS, Khadijah	g	3-4	1-1	0-0	1	2	3	0	7	4	1	1	3	25		
23	ROY, Tina	g	7-13	7-12	0-0	0	1	1	0	21	3	0	0	1	29		
25	MITCHELL, Tiffany	g	4-9	2-5	2-3	0	3	3	0	12	4	3	0	2	26		
01	CUEVAS, Bianca		4-8	1-5	1-2	1	1	2	1	10	3	3	0	3	24		
03	DUCKETT, Kaydra		0-0	0-0	0-0	0	2	2	2	0	0	2	0	1	7		
24	IMOVBIQH, Sarah		4-7	0-0	1-2	4	3	7	2	9	0	3	0	0	17		
40	WHITE, Jatarie		0-5	0-0	1-2	2	3	5	1	1	1	1	0	0	18		
44	FARMER, India		0-0	0-0	0-0	0	1	1	0	0	0	0	0	0	3		
	Team					3	1	4									
	<b>Totals</b>		<b>33-63</b>	<b>11-23</b>	<b>8-13</b>	<b>15</b>	<b>33</b>	<b>48</b>	<b>11</b>	<b>85</b>	<b>18</b>	<b>15</b>	<b>2</b>	<b>11</b>	<b>200</b>		

1st - FG %: 4-18 22.2% 2nd: 14-19 73.7% 3rd: 11-18 61.1% 4th: 4-8 50.0% Game: 33-63 52.4% Deadball Rebounds: 2,2  
 3FG %: 0-4 0.0% 5-7 71.4% 6-11 54.5% 0-1 0.0% 11-23 47.8%  
 FT %: 1-2 50.0% 2-2 100.0% 1-3 33.3% 4-6 66.7% 8-13 61.5%

Officials: Sue Blauch, Eric Brewton, Troy Winders  
 Technical fouls: Arkansas-None. #2/2 South Carolina-None.  
 Attendance: 13407

Score by periods	1st	2nd	3rd	4th	Total
Arkansas	9	9	7	7	<b>32</b>
#2/2 South Carolina	9	35	29	12	<b>85</b>

	Points	In Paint	Off T/O	2nd Chance	Fast Break	Bench
AR	10	8	5	2	8	
SC	44	28	20	16	20	

Last FG - AR 4th-04:33, SC 4th-03:53. Score tied - 5 times.  
 Largest lead - AR by 2 1st-08:53, SC by 53 4th-00:38. Lead changed - 3 times.  
 AR led for 02:05. SC led for 31:19. Game was tied for 06:36.



**2015-16 South Carolina Basketball**  
**South Carolina Combined Team Statistics (as of Jan 03, 2016)**  
**Home games**



RECORD:	OVERALL	HOME	AWAY	NEUTRAL
ALL GAMES	7-0	7-0	0-0	0-0
CONFERENCE	1-0	1-0	0-0	0-0
NON-CONFERENCE	6-0	6-0	0-0	0-0

##	Player	gp-gs	min	avg	Total			3-Point		F-Throw		Rebounds				pf	dq	a	to	blk	stl	pts	avg	
					fg-fga	fg%	3fg-fga	3fg%	ft-fga	ft%	off	def	tot	avg										
22	WILSON, A'ja	5-5	120	24.0	39-75	.520	0-0	.000	15-22	.682	23	30	53	10.6	9	0	6	8	14	4	93	18.6		
41	COATES, Alaina	7-6	172	24.6	49-62	.790	0-0	.000	25-40	.625	21	52	73	10.4	16	0	4	12	18	8	123	17.6		
25	MITCHELL, Tiffany	7-7	201	28.7	31-79	.392	16-39	.410	18-24	.750	10	17	27	3.9	11	0	21	20	3	11	96	13.7		
24	IMOVBIQH, Sarah	7-3	119	17.0	23-32	.719	0-0	.000	13-20	.650	20	22	42	6.0	11	0	1	7	1	3	59	8.4		
01	CUEVAS, Bianca	7-0	118	16.9	15-42	.357	4-18	.222	15-21	.714	1	11	12	1.7	7	0	11	15	0	6	49	7.0		
23	ROY, Tina	7-5	133	19.0	16-42	.381	16-39	.410	0-0	.000	0	6	6	0.9	3	0	19	3	0	2	48	6.9		
05	SESSIONS, Khadijah	7-7	172	24.6	15-28	.536	3-6	.500	8-16	.500	4	15	19	2.7	14	0	24	10	1	16	41	5.9		
31	DOZIER, Asia	6-2	120	20.0	10-23	.435	5-14	.357	4-4	1.000	2	7	9	1.5	6	0	21	7	0	3	29	4.8		
40	WHITE, Jatarie	7-0	118	16.9	9-32	.281	0-0	.000	6-9	.667	7	27	34	4.9	12	0	6	7	6	2	24	3.4		
00	COLLEY, Shay	5-0	67	13.4	5-13	.385	2-6	.333	0-0	.000	2	6	8	1.6	8	0	5	10	1	4	12	2.4		
03	DUCKETT, Kaydra	6-0	49	8.2	3-8	.375	1-3	.333	0-0	.000	1	7	8	1.3	8	0	5	3	1	3	7	1.2		
44	FARMER, India	3-0	11	3.7	0-3	.000	0-2	.000	0-0	.000	1	2	3	1.0	0	0	0	0	2	0	0	0.0		
Team											15	14	29											
Total.....		7	1400		215-439	.490	47-127	.370	104-156	.667	107	216	323	46.1	105	0	123	103	47	62	581	83.0		
Opponents.....		7	1400		134-432	.310	27-101	.267	64-99	.646	89	128	217	31.0	146	4	60	112	30	58	359	51.3		

Date	Opponent	Score	Att.
11/13/15	#6/10 OHIO STATE	w 88-80	16815
11/15/15	UNCG	w 92-44	13607
12/06/15	#14/13 DUKE	w 66-55	16429
12/13/15	WINTHROP	w 86-37	13409
12/16/15	HAMPTON	w 86-48	12117
12/22/15	ELON	w 78-63	13670
* 01/03/16	ARKANSAS	w 85-32	13407



**2015-16 South Carolina Basketball**  
**#2/2 South Carolina Combined Team Statistics (as of Dec 20, 2015)**  
**Away/Neutral**



RECORD:	OVERALL	HOME	AWAY	NEUTRAL
ALL GAMES	6-0	0-0	3-0	3-0
CONFERENCE	0-0	0-0	0-0	0-0
NON-CONFERENCE	6-0	0-0	3-0	3-0

##	Player	gp-gs	min	avg	Total			3-Point		F-Throw		Rebounds				pf	dq	a	to	blk	stl	pts	avg	
					fg-fga	fg%	3fg-fga	3fg%	ft-fga	ft%	off	def	tot	avg										
22	WILSON, A'ja	6-6	159	26.5	40-69	.580	0-0	.000	15-23	.652	12	37	49	8.2	16	1	8	11	16	4	95	15.8		
25	MITCHELL, Tiffany	6-6	180	30.0	26-59	.441	8-25	.320	26-30	.867	6	9	15	2.5	9	0	9	14	0	9	86	14.3		
01	CUEVAS, Bianca	6-0	120	20.0	25-55	.455	3-16	.188	13-18	.722	2	12	14	2.3	7	0	11	8	0	12	66	11.0		
41	COATES, Alaina	6-6	140	23.3	21-41	.512	0-0	.000	5-13	.385	17	28	45	7.5	15	0	2	8	8	4	47	7.8		
05	SESSIONS, Khadijah	6-6	141	23.5	10-23	.435	1-8	.125	9-11	.818	6	11	17	2.8	14	0	14	9	0	10	30	5.0		
23	ROY, Tina	6-5	123	20.5	10-37	.270	9-29	.310	0-0	.000	2	12	14	2.3	3	0	13	6	1	2	29	4.8		
31	DOZIER, Asia	6-1	76	12.7	8-20	.400	4-13	.308	3-4	.750	0	3	3	0.5	1	0	3	5	0	2	23	3.8		
24	IMOVBIQH, Sarah	6-0	89	14.8	8-17	.471	0-0	.000	7-19	.368	18	21	39	6.5	6	0	2	3	0	3	23	3.8		
40	WHITE, Jatarie	6-0	86	14.3	7-20	.350	0-1	.000	7-12	.583	7	14	21	3.5	15	0	4	2	2	0	21	3.5		
00	COLLEY, Shay	6-0	75	12.5	6-18	.333	1-6	.167	5-8	.625	6	6	12	2.0	10	0	8	6	0	3	18	3.0		
03	DUCKETT, Kaydra	2-0	6	3.0	1-1	1.000	0-0	.000	0-0	.000	0	0	0	0.0	0	0	0	1	0	0	2	1.0		
44	FARMER, India	1-0	5	5.0	0-1	.000	0-1	.000	0-0	.000	0	1	1	1.0	2	0	0	0	0	0	0	0.0		
Team											9	12	21											
Total.....		6	1200		162-361	.449	26-99	.263	90-138	.652	85	166	251	41.8	98	1	74	77	27	49	440	73.3		
Opponents.....		6	1200		121-345	.351	34-104	.327	67-100	.670	71	135	206	34.3	133	4	66	91	10	32	343	57.2		

Date	Opponent	Score	Att.
11/18/15	at Clemson	w 67-41	1030
11/22/15	at UCLA	w 68-65	2018
@ 11/27/15	vs #16/18 Arizona State	w 60-58	2020
@ 11/28/15	vs CSU Bakersfield	w 90-71	2152
@ 11/29/15	at Hawaii	w 67-51	2073
12/20/15	vs East Carolina	w 88-57	0



**2015-16 South Carolina Basketball**  
**South Carolina Season Schedule/Results & Leaders (as of Jan 03, 2016)**  
**All games**



<b>RECORD:</b>	<b>OVERALL</b>	<b>HOME</b>	<b>AWAY</b>	<b>NEUTRAL</b>
ALL GAMES	13-0	7-0	3-0	3-0
CONFERENCE	1-0	1-0	0-0	0-0
NON-CONFERENCE	12-0	6-0	3-0	3-0

<b>Date</b>	<b>Opponent</b>	<b>Score</b>	<b>Att. High Points</b>	<b>High Rebounds</b>
11/13/15	#6/10 OHIO STATE	w 88-80	16815 (20)WILSON, A'ja	(14)WILSON, A'ja
11/15/15	UNCG	w 92-44	13607 (19)WILSON, A'ja	(11)IMOVBIQH, Sarah
11/18/15	at Clemson	w 67-41	1030 (18)MITCHELL, Tiffany	(6)COATES, Alaina (6)IMOVBIQH, Sarah (6)WHITE, Jatarie
11/22/15	at UCLA	w 68-65	2018 (17)ROY, Tina (17)MITCHELL, Tiffany	(12)COATES, Alaina
11/27/15	@vs #16/18 Arizona State	w 60-58	2020 (18)CUEVAS, Bianca (18)WILSON, A'ja	(11)WILSON, A'ja
11/28/15	@vs CSU Bakersfield	w 90-71	2152 (26)WILSON, A'ja	(8)WILSON, A'ja
11/29/15	@at Hawaii	w 67-51	2073 (18)WILSON, A'ja	(5)WILSON, A'ja
12/06/15	#14/13 DUKE	w 66-55	16429 (28)WILSON, A'ja	(11)WILSON, A'ja
12/13/15	WINTHROP	w 86-37	13409 (29)COATES, Alaina	(16)COATES, Alaina
12/16/15	HAMPTON	w 86-48	12117 (22)COATES, Alaina	(12)COATES, Alaina
12/20/15	<vs East Carolina	w 88-57	(18)MITCHELL, Tiffany	(15)COATES, Alaina
12/22/15	ELON	w 78-63	13670 (18)MITCHELL, Tiffany	(8)WILSON, A'ja (8)COATES, Alaina
01/03/16	*ARKANSAS	w 85-32	13407 (21)ROY, Tina	(10)WILSON, A'ja (10)COATES, Alaina

\* = Conference game  
 @ = Rainbow Wahine Showdown (Honolulu, Hawaii)  
 < = Carolinas Challenge (Myrtle Beach, S.C.)

<b>Attendance Summary</b>	<b>Games</b>	<b>Attend</b>	<b>Avg/Game</b>
Home	7	99454	14208
Away	3	5121	1707
Neutral	3	4172	1391
Total	13	108747	8365



**2015-16 South Carolina Basketball**  
**South Carolina Points-Rebounds-Assists (as of Jan 03, 2016)**  
**All games**



Opponent	Date	Score		00	01	03	05	22	23	24
				COLLEY,SHA	CUEVAS,BIA	DUCKETT,KA	SESSIONS,K	WILSON,A'J	ROY,TINA	IMOVBIH,S
#6/10 OHIO STATE	11/13/15	88-80	w	0-0-0	5-0-1	0-0-0	12-3-3	20-14-0	3-1-1	8-10-0
UNCG	11/15/15	92-44	w	7-2-1	11-2-1	0-1-0	2-1-4	19-10-1	9-0-6	14-11-0
at Clemson	11/18/15	67-41	w	5-3-2	4-1-2	DNP	0-2-5	7-5-0	3-1-1	9-6-0
at UCLA	11/22/15	68-65	w	2-2-0	7-2-2	DNP	0-5-1	11-10-3	17-3-4	0-4-0
vs #16/18 Arizona State	11/27/15	60-58	w	0-1-0	18-2-0	DNP	6-3-0	18-11-1	3-2-3	1-8-0
vs CSU Bakersfield	11/28/15	90-71	w	6-2-2	20-4-6	DNP	8-1-1	26-8-4	3-5-3	6-5-0
at Hawaii	11/29/15	67-51	w	2-3-0	13-4-0	0-0-0	11-4-4	18-5-0	0-0-2	3-4-0
#14/13 DUKE	12/06/15	66-55	w	DNP	2-4-2	DNP	5-5-1	28-11-2	3-1-2	0-0-0
WINTHROP	12/13/15	86-37	w	3-4-4	13-2-1	2-2-3	4-1-6	DNP	3-0-3	7-4-1
HAMPTON	12/16/15	86-48	w	0-2-0	6-1-1	3-2-2	5-4-2	DNP	0-3-3	19-7-0
vs East Carolina	12/20/15	88-57	w	3-1-4	4-1-1	2-0-0	5-2-3	15-10-0	3-3-0	4-12-2
ELON	12/22/15	78-63	w	2-0-0	2-1-2	2-1-0	6-2-4	12-8-2	9-0-1	2-3-0
ARKANSAS	01/03/16	85-32	w	DNP	10-2-3	0-2-0	7-3-4	14-10-1	21-1-3	9-7-0

Opponent	Date	Score		25	31	40	41	44
				MITCHELL,T	DOZIER,ASI	WHITE,JATA	COATES,ALA	FARMER,IND
#6/10 OHIO STATE	11/13/15	88-80	w	15-3-3	4-0-1	4-3-2	17-13-0	DNP
UNCG	11/15/15	92-44	w	10-2-5	3-2-6	5-3-1	12-7-0	0-1-0
at Clemson	11/18/15	67-41	w	18-5-0	8-1-0	3-6-2	10-6-1	DNP
at UCLA	11/22/15	68-65	w	17-5-2	0-0-0	2-2-0	12-12-0	DNP
vs #16/18 Arizona State	11/27/15	60-58	w	6-1-1	2-1-0	0-2-0	6-7-1	DNP
vs CSU Bakersfield	11/28/15	90-71	w	13-1-1	0-0-0	2-5-1	6-4-0	DNP
at Hawaii	11/29/15	67-51	w	14-2-2	3-0-3	0-2-1	3-1-0	DNP
#14/13 DUKE	12/06/15	66-55	w	12-4-2	0-2-3	0-5-1	16-7-0	DNP
WINTHROP	12/13/15	86-37	w	12-5-3	9-2-3	4-9-1	29-16-0	0-1-0
HAMPTON	12/16/15	86-48	w	17-6-2	6-2-5	8-7-0	22-12-2	DNP
vs East Carolina	12/20/15	88-57	w	18-1-3	10-1-0	14-4-0	10-15-0	0-1-0
ELON	12/22/15	78-63	w	18-4-2	7-1-3	2-2-0	16-8-0	DNP
ARKANSAS	01/03/16	85-32	w	12-3-4	DNP	1-5-1	11-10-2	0-1-0





**2015-16 South Carolina Basketball**  
 South Carolina Team Game-by-Game Comparison (as of Jan 03, 2016)  
 All games



Opponent	1st	2nd	Score	Mar	Total FG	FG Pct	3-Pointers	3FG Pct	Free Throws	FT Pct	Rebounds	Assist	T/Over	Block	Steal	Fouls	
#6/10 OHIO STATE	45/47	43/33	88-80	+8	31-69/26-80	.449/.325	3-11/10-23	.273/.435	23-35/18-20	.657/.900	51/42	11/3	20/18	6/10	9/13	20/29	
UNCG	53/25	39/19	92-44	+48	35-67/16-62	.522/.258	8-24/3-13	.333/.231	14-23/9-14	.609/.643	47/36	25/4	10/21	10/2	15/6	15/21	
Clemson	31/20	36/21	67-41	+26	23-63/14-43	.366/.326	7-25/3-7	.280/.429	14-28/10-14	.500/.714	41/36	13/12	5/19	6/0	12/0	15/24	
UCLA	32/31	36/34	68-65	+3	24-55/23-64	.436/.359	6-19/4-18	.316/.222	14-16/15-25	.875/.600	45/31	+14	12/10	2/19	4/3	6/13	19/21
#16/18 Arizona State	30/33	30/25	60-58	+2	24-58/21-61	.414/.344	1-11/8-20	.091/.400	11-16/8-14	.688/.571	42/39	+3	6/10	2/19	3/1	10/11	16/15
CSU Bakersfield	45/37	45/34	90-71	+19	35-64/25-58	.547/.431	3-12/8-18	.250/.444	17-31/13-15	.548/.867	39/30	+9	18/16	5/11	5/0	5/2	12/27
Hawaii	29/22	38/29	67-51	+16	25-55/19-50	.455/.380	4-14/5-18	.286/.278	13-19/8-18	.684/.444	30/33	12/11	14/20	5/3	9/3	22/20	
#14/13 DUKE	30/26	36/29	66-55	+11	24-57/21-59	.421/.356	2-10/3-10	.200/.300	16-28/10-13	.571/.769	43/36	+7	13/9	14/15	5/6	8/8	16/21
WINTHROP	47/13	39/24	86-37	+49	34-62/16-64	.548/.250	9-24/1-9	.375/.111	9-12/4-15	.750/.267	48/32	+16	25/9	13/14	16/4	10/9	13/16
HAMPTON	30/18	56/30	86-48	+38	28-58/19-61	.483/.311	6-16/5-21	.375/.238	24-31/5-8	.774/.625	52/19	+33	17/12	17/9	2/6	3/10	13/25
East Carolina	44/26	44/31	88-57	+31	31-66/19-69	.470/.275	5-18/6-23	.278/.261	21-28/13-14	.750/.929	54/37	+17	13/7	11/13	4/3	7/3	14/26
ELON	35/31	43/32	78-63	+15	30-63/23-52	.476/.442	8-19/4-13	.421/.308	10-14/13-19	.714/.684	34/26	+8	14/14	14/17	6/1	6/7	17/17
ARKANSAS	44/18	41/14	85-32	+53	33-63/13-54	.524/.241	11-23/1-12	.478/.083	8-13/5-10	.615/.500	48/26	+22	18/9	15/18	2/1	11/5	11/17

Note: Game totals are displayed in the format TEAM/OPPONENT for each category



**2015-16 South Carolina Basketball**  
**South Carolina Combined Team Statistics (as of Jan 03, 2016)**  
**Conference games**



<b>RECORD:</b>	<b>OVERALL</b>	<b>HOME</b>	<b>AWAY</b>	<b>NEUTRAL</b>
ALL GAMES	1-0	1-0	0-0	0-0
CONFERENCE	1-0	1-0	0-0	0-0
NON-CONFERENCE	0-0	0-0	0-0	0-0

##	Player	gp-gs	min	avg	Total		3-Point		F-Throw		Rebounds				pf	dq	a	to	blk	stl	pts	avg	
					fg-fga	fg%	3fg-fga	3fg%	ft-fa	ft%	off	def	tot	avg									
23	ROY, Tina	1-1	29	29.0	7-13	.538	7-12	.583	0-0	.000	0	1	1	1.0	0	0	3	0	0	1	21	21.0	
22	WILSON, A'ja	1-1	25	25.0	7-12	.583	0-0	.000	0-1	.000	4	6	10	10.0	2	0	1	2	0	0	14	14.0	
25	MITCHELL, Tiffany	1-1	26	26.0	4-9	.444	2-5	.400	2-3	.667	0	3	3	3.0	0	0	4	3	0	2	12	12.0	
41	COATES, Alaina	1-1	26	26.0	4-5	.800	0-0	.000	3-3	1.000	0	10	10	10.0	3	0	2	0	1	1	11	11.0	
01	CUEVAS, Bianca	1-0	24	24.0	4-8	.500	1-5	.200	1-2	.500	1	1	2	2.0	1	0	3	3	0	3	10	10.0	
24	IMOVBIOH, Sarah	1-0	17	17.0	4-7	.571	0-0	.000	1-2	.500	4	3	7	7.0	2	0	0	3	0	0	9	9.0	
05	SESSIONS, Khadijah	1-1	25	25.0	3-4	.750	1-1	1.000	0-0	.000	1	2	3	3.0	0	0	4	1	1	3	7	7.0	
40	WHITE, Jatarie	1-0	18	18.0	0-5	.000	0-0	.000	1-2	.500	2	3	5	5.0	1	0	1	1	0	0	1	1.0	
44	FARMER, India	1-0	3	3.0	0-0	.000	0-0	.000	0-0	.000	0	1	1	1.0	0	0	0	0	0	0	0	0.0	
03	DUCKETT, Kaydra	1-0	7	7.0	0-0	.000	0-0	.000	0-0	.000	0	2	2	2.0	2	0	0	2	0	1	0	0.0	
Team											3	1	4										
Total.....		1	200		33-63	.524	11-23	.478	8-13	.615	15	33	48	48.0	11	0	18	15	2	11	85	85.0	
Opponents.....		1	200		13-54	.241	1-12	.083	5-10	.500	9	17	26	26.0	17	0	9	18	1	5	32	32.0	

<b>TEAM STATISTICS</b>	<b>SC</b>	<b>OPP</b>	<b>Date</b>	<b>Opponent</b>	<b>Score</b>	<b>Att.</b>
SCORING	85	32	* 01/03/16	ARKANSAS	w 85-32	13407
Points per game	85.0	32.0	* = Conference game			
Scoring margin	+53.0	-	@ = Rainbow Wahine Showdown (Honolulu, Hawaii)			
FIELD GOALS-ATT	33-63	13-54	< = Carolinas Challenge (Myrtle Beach, S.C.)			
Field goal pct	.524	.241				
3 POINT FG-ATT	11-23	1-12				
3-point FG pct	.478	.083				
3-pt FG made per game	11.0	1.0				
FREE THROWS-ATT	8-13	5-10				
Free throw pct	.615	.500				
F-Throws made per game	8.0	5.0				
REBOUNDS	48	26				
Rebounds per game	48.0	26.0				
Rebounding margin	+22.0	-				
ASSISTS	18	9				
Assists per game	18.0	9.0				
TURNOVERS	15	18				
Turnovers per game	15.0	18.0				
Turnover margin	+3.0	-				
Assist/turnover ratio	1.2	0.5				
STEALS	11	5				
Steals per game	11.0	5.0				
BLOCKS	2	1				
Blocks per game	2.0	1.0				
ATTENDANCE	13407	0				
Home games-Avg/Game	1-13407	0-0				
Neutral site-Avg/Game	-	0-0				

<b>Score by Periods</b>	<b>1st</b>	<b>2nd</b>	<b>3rd</b>	<b>4th</b>	<b>Totals</b>
South Carolina	9	35	29	12	85
Opponents	9	9	7	7	32



**2015-16 South Carolina Basketball**  
**South Carolina Combined Team Statistics (as of Jan 03, 2016)**  
**All games**



<b>RECORD:</b>	<b>OVERALL</b>	<b>HOME</b>	<b>AWAY</b>	<b>NEUTRAL</b>
ALL GAMES	13-0	7-0	3-0	3-0
CONFERENCE	1-0	1-0	0-0	0-0
NON-CONFERENCE	12-0	6-0	3-0	3-0

##	Player	gp-gs	min	avg	Total		3-Point		F-Throw		Rebounds			pf	dq	a	to	blk	stl	pts	avg		
					fg-fga	fg%	3fg-fga	3fg%	ft-fta	ft%	off	def	tot										
22	WILSON, A'ja	11-11	279	25.4	79-144	.549	0-0	.000	30-45	.667	35	67	102	9.3	25	1	14	19	30	8	188	17.1	
25	MITCHELL, Tiffany	13-13	381	29.3	57-138	.413	24-64	.375	44-54	.815	16	26	42	3.2	20	0	30	34	3	20	182	14.0	
41	COATES, Alaina	13-12	312	24.0	70-103	.680	0-0	.000	30-53	.566	38	80	118	9.1	31	0	6	20	26	12	170	13.1	
01	CUEVAS, Bianca	13-0	238	18.3	40-97	.412	7-34	.206	28-39	.718	3	23	26	2.0	14	0	22	23	0	18	115	8.8	
24	IMOVBIOH, Sarah	13-3	208	16.0	31-49	.633	0-0	.000	20-39	.513	38	43	81	6.2	17	0	3	10	1	6	82	6.3	
23	ROY, Tina	13-10	256	19.7	26-79	.329	25-68	.368	0-0	.000	2	18	20	1.5	6	0	32	9	1	4	77	5.9	
05	SESSIONS, Khadijah	13-13	313	24.1	25-51	.490	4-14	.286	17-27	.630	10	26	36	2.8	28	0	38	19	1	26	71	5.5	
31	DOZIER, Asia	12-3	196	16.3	18-43	.419	9-27	.333	7-8	.875	2	10	12	1.0	7	0	24	12	0	5	52	4.3	
40	WHITE, Jatarie	13-0	204	15.7	16-52	.308	0-1	.000	13-21	.619	14	41	55	4.2	27	0	10	9	8	2	45	3.5	
00	COLLEY, Shay	11-0	142	12.9	11-31	.355	3-12	.250	5-8	.625	8	12	20	1.8	18	0	13	16	1	7	30	2.7	
03	DUCKETT, Kaydra	8-0	55	6.9	4-9	.444	1-3	.333	0-0	.000	1	7	8	1.0	8	0	5	4	1	3	9	1.1	
44	FARMER, India	4-0	16	4.0	0-4	.000	0-3	.000	0-0	.000	1	3	4	1.0	2	0	0	0	2	0	0	0.0	
Team												24	26	50								5	
Total.....		13	2600		377-800	.471	73-226	.323	194-294	.660	192	382	574	44.2	203	1	197	180	74	111	1021	78.5	
Opponents.....		13	2600		255-777	.328	61-205	.298	131-199	.658	160	263	423	32.5	279	8	126	203	40	90	702	54.0	

<b>TEAM STATISTICS</b>	<b>SC</b>	<b>OPP</b>	<b>Date</b>	<b>Opponent</b>	<b>Score</b>	<b>Att.</b>
SCORING	1021	702	11/13/15	#6/10 OHIO STATE	w 88-80	16815
Points per game	78.5	54.0	11/15/15	UNCG	w 92-44	13607
Scoring margin	+24.5	-	11/18/15	at Clemson	w 67-41	1030
FIELD GOALS-ATT	377-800	255-777	11/22/15	at UCLA	w 68-65	2018
Field goal pct	.471	.328	@ 11/27/15	vs #16/18 Arizona State	w 60-58	2020
3 POINT FG-ATT	73-226	61-205	@ 11/28/15	vs CSU Bakersfield	w 90-71	2152
3-point FG pct	.323	.298	@ 11/29/15	at Hawaii	w 67-51	2073
3-pt FG made per game	5.6	4.7	12/06/15	#14/13 DUKE	w 66-55	16429
FREE THROWS-ATT	194-294	131-199	12/13/15	WINTHROP	w 86-37	13409
Free throw pct	.660	.658	12/16/15	HAMPTON	w 86-48	12117
F-Throws made per game	14.9	10.1	< 12/20/15	vs East Carolina	w 88-57	0
REBOUNDS	574	423	12/22/15	ELON	w 78-63	13670
Rebounds per game	44.2	32.5	* 01/03/16	ARKANSAS	w 85-32	13407
Rebounding margin	+11.6	-				
ASSISTS	197	126				
Assists per game	15.2	9.7				
TURNOVERS	180	203				
Turnovers per game	13.8	15.6				
Turnover margin	+1.8	-				
Assist/turnover ratio	1.1	0.6				
STEALS	111	90				
Steals per game	8.5	6.9				
BLOCKS	74	40				
Blocks per game	5.7	3.1				
ATTENDANCE	99454	9293				
Home games-Avg/Game	7-14208	3-1707				
Neutral site-Avg/Game	-	3-1391				

\* = Conference game  
 @ = Rainbow Wahine Showdown (Honolulu, Hawaii)  
 < = Carolinas Challenge (Myrtle Beach, S.C.)

<b>Score by Periods</b>	<b>1st</b>	<b>2nd</b>	<b>3rd</b>	<b>4th</b>	<b>Totals</b>
South Carolina	246	249	282	244	1021
Opponents	184	163	186	169	702