



# 2011-12 SOUTH CAROLINA BASKETBALL

## OPENING TIP

**Date:** Wednesday, February 22, 2012  
**Tipoff:** 8 p.m. ET  
**Location:** Nashville, Tenn.  
**Arena:** Memorial Gymnasium (14,316)  
**Series:** Vanderbilt leads 25-24  
**Television:** SEC Network (check local listings)  
**Talent:** Dave Neal (pxp), Barry Booker (analyst)  
**Radio:** Andy Demetra (pxp), Casey Manning (analyst)  
 Gamecock Radio Network

## GAME 27

## 2011-12 SCHEDULE

DATE	OPPONENT (TV)	TIME/RESULT
Nov. 3	Kentucky Wesleyan & (SS)	W, 69-59
Nov. 11	Western Carolina (SS)	W, 75-50
Nov. 15	at Elon (SS)	L, 58-53
<i>Continental Tire Las Vegas Invitational</i>		
Nov. 20	Tennessee State (SS)	L, 64-63
Nov. 22	Mississippi Valley State (SS)	W, 61-57
Nov. 25	No. 1 North Carolina (ESPN2)	L, 87-62
Nov. 26	Southern California (ESPN3.com)	L, 63-60
<i>Big East/SEC Challenge</i>		
Dec. 1	Providence (ESPNU)	L, 76-67
Dec. 4	at Clemson (ESPNU)	W, 58-55
Dec. 13	Presbyterian (SS)	W, 66-58
Dec. 17	No. 2 Ohio State (ESPN)	L, 74-66
Dec. 21	Southeastern Louisiana (SS)	W, 62-43
Dec. 28	Wofford (CSS)	W, 57-45
Dec. 31	USC Upstate (SS)	W, 72-66
Jan. 3	SC State	W, 79-51
Jan. 7	at No. 2 Kentucky* (SECN)	L, 79-64
Jan. 10	Vanderbilt* (ESPNU)	L, 67-57
Jan. 14	No. 19/19 Florida* (CSS)	L, 79-65
Jan. 21	at Auburn* (SECN)	L, 63-52
Jan. 25	Alabama* (SECN)	W, 56-54
Jan. 28	at Ole Miss* (FSN)	L, 66-62
Feb. 2	at No. 12/11 Florida* (ESPN2)	L, 74-66
Feb. 4	No. 1/1 Kentucky* (ESPN)	L, 86-52
Feb. 8	at Tennessee* (SECN)	L, 69-57
Feb. 11	at Arkansas* (SECN)	L, 76-65
Feb. 15	Georgia* (CSS)	W, 57-56
Feb. 18	LSU* (SECN)	L, 68-58
Feb. 22	at Vanderbilt* (SECN)	8 p.m.
Feb. 25	Tennessee* (FSN)	8 p.m.
Feb. 29	Mississippi State* (SECN)	8 p.m.
March 3	at Georgia* (SECN)	1:30 p.m.
<i>SEC Tournament (New Orleans, La.)</i>		
March 8	First Round (SECN)	TBA
March 9	Quarterfinals (SECN)	TBA
March 10	Semifinals (ABC)	TBA
March 11	Finals (ABC)	TBA

All home games in **bold** | All times listed Eastern  
 \* indicates SEC contest | & indicates exhibition | **SS**-SportSouth | **SECN**-SEC Network | **CSS**-CharterSports SE



**SOUTH CAROLINA  
 GAMECOCKS**  
 (10-16, 2-10 SEC)

- VS -

**VANDERBILT  
 COMMODORES**  
 (19-8, 8-4 SEC)



**Ranking:** AP/Coaches (-/-)  
**Last Five:** 1-4  
**Head Coach:** Darrin Horn  
**Record at SC:** 60-58 (4th)  
**Career Rec.:** 171-106 (9th)  
**vs. Vandy:** 3-4  
**SID:** Emily Feeny

**Stat Leaders (per game):**  
**Points:** Cooke (12.3)  
**Rebounds:** Harris (5.4)  
**Assists:** Ellington (2.7)  
**Career Rec.:** Harris (2.4)  
**Steals:** Cooke (1.7)

**Ranking:** AP/Coaches (RV/RV)  
**Last Five:** 3-2  
**Head Coach:** Kevin Stallings  
**Record at VU:** 255-156 (13th)  
**Career Rec.:** 378-219 (18th)  
**vs. SC:** 13-14  
**SID:** Andy Boggs

**Stat Leaders (per game):**  
**Points:** Jenkins (20.1)  
**Rebounds:** Goulbourne (6.9)  
**Assists:** Tinsley (4.4)  
**Blocks:** Ezeli (2.0)  
**Steals:** Taylor (1.4)

## PROBABLE STARTERS (BASED ON PREVIOUS GAME)

South Carolina	Ht.	Wt.	Yr.	Hometown	PPG	RPG	MPG
G - #23, Bruce Ellington	5-9	197	So.	Moncks Corner, S.C.	10.2	2.4	27.8
G - #32, Damien Leonard	6-4	192	Fr.	Greenville, S.C.	6.5	1.1	19.2
F - #33, RJ Slawson	6-8	207	So.	Charleston, S.C.	5.0	3.9	18.3
F - #15, Malik Cooke	6-6	215	R-Sr.	Charlotte, N.C.	12.3	4.7	31.2
F - #24, Damontre Harris	6-9	226	So.	Fayetteville, N.C.	7.0	5.4	25.9

Vanderbilt	Ht.	Wt.	Yr.	Hometown	PPG	RPG	MPG
F - #5, Lance Goulbourne	6-8	230	Sr.	Brooklyn, N.Y.	8.7	6.9	28.2
F - #44, Jeffrey Taylor	6-7	225	Sr.	Norrköping, Sweden	17.8	5.9	32.1
C - #3, Festus Ezeli	6-11	255	R-Sr.	Benin City, Nigeria	9.8	5.4	22.8
G - #1, Brad Tinsley	6-3	210	Sr.	Oregon City, Ore.	9.0	2.8	28.0
G - #23, John Jenkins	6-4	220	Jr.	Hendersonville, Tenn.	20.1	2.9	33.6

## CAROLINA QUICK HITS

- South Carolina is in its 104th season of basketball.
- The Gamecocks are led by fourth-year head coach Darrin Horn.
- The Gamecocks are in their 21st season of competition in the Southeastern Conference in 2012. Carolina owns a 129-203 all-time record in SEC play.
- South Carolina travels to Nashville in search of its first SEC road victory of the season on Wednesday in the second matchup of the season vs. the Commodores. Vanderbilt used a run to open the second half to pull away for the win in the first meeting between the two schools in 2012.
- Senior forward Malik Cooke tallied the 1,000th point of his career in posting a team high 17 points vs. visiting LSU on Saturday, but the Tigers used a stellar shooting effort (24-49, 49.0%) to escape Columbia with a 68-58 victory. South Carolina also shot well in the contest, hitting 42.5 percent (20-47) from the field, but lost momentum following a technical foul called on the Gamecocks midway through the second half saw the Tigers capitalize and earn the win.
- South Carolina's 93.3 percent (14-15) from the free throw line vs. Georgia on Feb. 15 marked the best percentage under the direction of Darrin Horn for games where South Carolina had at least 10 attempts from the charity stripe.
- In strictly SEC games, South Carolina ranks tied for third in the SEC in steals (6.7) and blocks (4.5) per game.
- The Gamecocks had one of the toughest starts to SEC play this season, as the squad played Kentucky (currently 1st in the SEC) and Florida (second in the SEC) twice, and Vanderbilt (third in the SEC) once, in the first eight games of the league season.
- In the SEC statistical standings for overall games South Carolina ranks second in rebounding defense (32.8), fifth in steals per game (6.8), fifth in turnover margin (+1.2) and is fourth in the SEC in offensive rebounding (12.5).
- Senior forward Malik Cooke ranks tied for fourth in the SEC (all games) with 1.7 steals per game.
- South Carolina ranks fourth in the SEC and is among the nation's top 30 with 5.1 blocks per game. Sophomore forward Damontre Harris ranks 29th nationally with 2.4 blocks per game, which is fifth in the SEC.
- In games it has won in 2011-12, South Carolina holds a +10.8 scoring margin over its opponents. To compare, in games it has lost, Gamecock opponents score 11.2 more points per game.
- South Carolina is 430-438-1 all-time in the month of February.
- South Carolina has scored more points in the paint than its opponent 13 times, and has scored more points off turnovers 15 times this season. The Gamecocks average 25.9 points in the paint and average 15.0 points off turnovers per contest.
- When South Carolina played No. 1 Kentucky on Feb. 4, it marked the fourth top-two opponent the Gamecocks faced this season, as the squad had previously played then-No. 1 North Carolina, then-No. 2 Ohio State and the Wildcats when they were ranked No. 2 in early January. Those three teams have an average RPI of 5.3, with Kentucky the highest at 4 (as of Feb. 20 RPI report).



# SOUTH CAROLINA GAMECOCKS

OVERALL: 10-16; SEC: 2-10; HOME: 9-7; AWAY: 1-7; NEUTRAL: 0-2

1		<b>BRENTON WILLIAMS</b> - So. - G - 5-11 - 172 - Kissimmee, Fla.	<table border="1"> <thead> <tr> <th>MIN</th> <th>PTS</th> <th>RBS</th> <th>AST</th> <th>FG%</th> <th>3FG%</th> <th>FT%</th> </tr> </thead> <tbody> <tr> <td>14.3</td> <td>6.1</td> <td>0.8</td> <td>0.6</td> <td>38.5</td> <td>33.3</td> <td>80.8</td> </tr> </tbody> </table>	MIN	PTS	RBS	AST	FG%	3FG%	FT%	14.3	6.1	0.8	0.6	38.5	33.3	80.8	<ul style="list-style-type: none"> <li>Junior college transfer from Santa Fe College</li> <li>Scored an impressive nine points, hitting three 3s, including two from several steps back from the line, vs. Florida on Jan. 14</li> <li>Played 16 minutes off the bench vs. Alabama; blocked one shot</li> <li>Posted season high with 15 points, hitting three 3s at Ole Miss; also 3 steals</li> </ul>
MIN	PTS	RBS	AST	FG%	3FG%	FT%												
14.3	6.1	0.8	0.6	38.5	33.3	80.8												
2		<b>BRIAN RICHARDSON</b> - So. - G - 6-4 - 171 - Wilson, N.C.	<table border="1"> <thead> <tr> <th>MIN</th> <th>PTS</th> <th>RBS</th> <th>AST</th> <th>FG%</th> <th>3FG%</th> <th>FT%</th> </tr> </thead> <tbody> <tr> <td>13.3</td> <td>3.4</td> <td>1.1</td> <td>0.5</td> <td>30.0</td> <td>23.2</td> <td>80.0</td> </tr> </tbody> </table>	MIN	PTS	RBS	AST	FG%	3FG%	FT%	13.3	3.4	1.1	0.5	30.0	23.2	80.0	<ul style="list-style-type: none"> <li>Tallied a season high 12 points vs. Southern Cal on Nov. 26</li> <li>Matched career high with two steals vs. Presbyterian on Dec. 13</li> <li>Was 2-of-3 from 3-point range vs. Vanderbilt</li> <li>Earned first start of season vs. Florida on Jan. 14, scored seven points</li> <li>Tallied five points at Florida on Feb. 2</li> </ul>
MIN	PTS	RBS	AST	FG%	3FG%	FT%												
13.3	3.4	1.1	0.5	30.0	23.2	80.0												
5		<b>ERIC SMITH</b> - So. - G - 5-11 - 210 - Mullins, S.C.	<table border="1"> <thead> <tr> <th>MIN</th> <th>PTS</th> <th>RBS</th> <th>AST</th> <th>FG%</th> <th>3FG%</th> <th>FT%</th> </tr> </thead> <tbody> <tr> <td>16.1</td> <td>4.7</td> <td>1.0</td> <td>1.4</td> <td>42.6</td> <td>41.7</td> <td>56.3</td> </tr> </tbody> </table>	MIN	PTS	RBS	AST	FG%	3FG%	FT%	16.1	4.7	1.0	1.4	42.6	41.7	56.3	<ul style="list-style-type: none"> <li>Sophomore point guard who has started 13 contests in 2011-12</li> <li>Scored with 25.9 seconds on the clock, crucial shot in victory at Clemson</li> <li>Top game of the season, scored career high 18 points vs. Tenn State</li> <li>Five games with at least eight points this season, including two double-digit scoring games (vs. Tennessee State and Providence)</li> </ul>
MIN	PTS	RBS	AST	FG%	3FG%	FT%												
16.1	4.7	1.0	1.4	42.6	41.7	56.3												
13		<b>ANTHONY GILL</b> - Fr. - F - 6-8 - 235 - Charlotte, N.C.	<table border="1"> <thead> <tr> <th>MIN</th> <th>PTS</th> <th>RBS</th> <th>AST</th> <th>FG%</th> <th>3FG%</th> <th>FT%</th> </tr> </thead> <tbody> <tr> <td>25.2</td> <td>8.0</td> <td>4.8</td> <td>1.2</td> <td>46.2</td> <td>42.3</td> <td>65.8</td> </tr> </tbody> </table>	MIN	PTS	RBS	AST	FG%	3FG%	FT%	25.2	8.0	4.8	1.2	46.2	42.3	65.8	<ul style="list-style-type: none"> <li>Freshman forward second on the team with 4.8 rebounds per game</li> <li>Key contributor in win at Clemson; scoring five points in final five minutes</li> <li>Solid in win vs. Alabama; collected nine rebounds, 3 assists</li> <li>Scored 11 points at Florida on Feb. 2</li> <li>Was a perfect 5-of-5 from the free throw line in win vs. Georgia</li> </ul>
MIN	PTS	RBS	AST	FG%	3FG%	FT%												
25.2	8.0	4.8	1.2	46.2	42.3	65.8												
15		<b>MALIK COOKE</b> - R-Sr. - F - 6-6 - 215 - Charlotte, N.C.	<table border="1"> <thead> <tr> <th>MIN</th> <th>PTS</th> <th>RBS</th> <th>AST</th> <th>FG%</th> <th>3FG%</th> <th>FT%</th> </tr> </thead> <tbody> <tr> <td>31.2</td> <td>12.3</td> <td>4.7</td> <td>1.8</td> <td>41.4</td> <td>30.9</td> <td>79.3</td> </tr> </tbody> </table>	MIN	PTS	RBS	AST	FG%	3FG%	FT%	31.2	12.3	4.7	1.8	41.4	30.9	79.3	<ul style="list-style-type: none"> <li>Career high 24 pts. vs. USC Upstate; also 10 rbs. for 3rd career double-double</li> <li>Leads team in overall games with 12.3 points per game; 11.5 in SEC play</li> <li>Has led or shared team lead in scoring 11 times and in steals 14 times</li> <li>Scored game winner vs. Georgia on jumper with 20 seconds remaining</li> <li>Led team with 17 points vs. LSU; scored 1,000th career point vs. Tigers</li> </ul>
MIN	PTS	RBS	AST	FG%	3FG%	FT%												
31.2	12.3	4.7	1.8	41.4	30.9	79.3												
23		<b>BRUCE ELLINGTON</b> - So. - G - 5-9 - 197 - Moncks Corner, S.C.	<table border="1"> <thead> <tr> <th>MIN</th> <th>PTS</th> <th>RBS</th> <th>AST</th> <th>FG%</th> <th>3FG%</th> <th>FT%</th> </tr> </thead> <tbody> <tr> <td>27.8</td> <td>10.2</td> <td>2.4</td> <td>2.7</td> <td>35.6</td> <td>32.2</td> <td>69.6</td> </tr> </tbody> </table>	MIN	PTS	RBS	AST	FG%	3FG%	FT%	27.8	10.2	2.4	2.7	35.6	32.2	69.6	<ul style="list-style-type: none"> <li>Hit winning free throws vs. Clemson with 13.0 seconds on the clock</li> <li>Posted a season high 20 points vs. Vanderbilt</li> <li>Earned first start of season vs. Florida on Jan. 14, led team in scoring with 17</li> <li>Scored with 1.3 seconds left on clock for game winner vs. Alabama; 12 points</li> <li>Averaging 3.6 assists per game over the course of the last five games</li> </ul>
MIN	PTS	RBS	AST	FG%	3FG%	FT%												
27.8	10.2	2.4	2.7	35.6	32.2	69.6												
24		<b>DAMONTRE HARRIS</b> - So. - F - 6-9 - 226 - Fayetteville, N.C.	<table border="1"> <thead> <tr> <th>MIN</th> <th>PTS</th> <th>RBS</th> <th>BLK</th> <th>FG%</th> <th>3FG%</th> <th>FT%</th> </tr> </thead> <tbody> <tr> <td>25.9</td> <td>7.0</td> <td>5.4</td> <td>2.4</td> <td>53.8</td> <td>0.0</td> <td>81.6</td> </tr> </tbody> </table>	MIN	PTS	RBS	BLK	FG%	3FG%	FT%	25.9	7.0	5.4	2.4	53.8	0.0	81.6	<ul style="list-style-type: none"> <li>Collected first-career double-double with 11 points and a game high 10 rebounds vs. Vanderbilt; also blocked one shot and collected one steal</li> <li>Blocked a career high six shots at Auburn, again at Florida on Feb. 2</li> <li>Averaging 5.9 rebounds per game in league play</li> <li>Collected 5 blocks and a team high 8 rebounds in win vs. UGA on Feb 15.</li> </ul>
MIN	PTS	RBS	BLK	FG%	3FG%	FT%												
25.9	7.0	5.4	2.4	53.8	0.0	81.6												
30		<b>LAKEEM JACKSON</b> - Jr. - F - 6-5 - 238 - Charlotte, N.C.	<table border="1"> <thead> <tr> <th>MIN</th> <th>PTS</th> <th>RBS</th> <th>AST</th> <th>FG%</th> <th>3FG%</th> <th>FT%</th> </tr> </thead> <tbody> <tr> <td>18.5</td> <td>3.7</td> <td>2.9</td> <td>1.6</td> <td>50.0</td> <td>0.0</td> <td>36.7</td> </tr> </tbody> </table>	MIN	PTS	RBS	AST	FG%	3FG%	FT%	18.5	3.7	2.9	1.6	50.0	0.0	36.7	<ul style="list-style-type: none"> <li>Experienced junior who saw time early at the point guard position while Ellington was competing with the football team</li> <li>Posted six points vs. #2 Ohio State</li> <li>Solid in win over Wofford; six points, four assists</li> <li>Collected three steals, while adding six points at Arkansas on Feb. 11</li> </ul>
MIN	PTS	RBS	AST	FG%	3FG%	FT%												
18.5	3.7	2.9	1.6	50.0	0.0	36.7												
32		<b>DAMIEN LEONARD</b> - Fr. - G - 6-4 - 192 - Greenville, S.C.	<table border="1"> <thead> <tr> <th>MIN</th> <th>PTS</th> <th>RBS</th> <th>AST</th> <th>FG%</th> <th>3FG%</th> <th>FT%</th> </tr> </thead> <tbody> <tr> <td>19.2</td> <td>6.5</td> <td>1.1</td> <td>46.1</td> <td>31.8</td> <td>32.6</td> <td>61.9</td> </tr> </tbody> </table>	MIN	PTS	RBS	AST	FG%	3FG%	FT%	19.2	6.5	1.1	46.1	31.8	32.6	61.9	<ul style="list-style-type: none"> <li>Top game of the season came in 16-point effort vs. MVSU, followed by a 15-point performance vs. top-ranked North Carolina</li> <li>Tallied team high 15 points, hitting three 3s at No. 2 UK, first career SEC game</li> <li>Posted a season high 19 points, hitting 7-of-16; four 3s vs. No. 1 UK on Feb. 4</li> <li>Posted four points and one steal vs. LSU</li> </ul>
MIN	PTS	RBS	AST	FG%	3FG%	FT%												
19.2	6.5	1.1	46.1	31.8	32.6	61.9												
33		<b>RJ SLAWSON</b> - So. - F - 6-8 - 207 - Charleston, S.C.	<table border="1"> <thead> <tr> <th>MIN</th> <th>PTS</th> <th>RBS</th> <th>BLK</th> <th>FG%</th> <th>3FG%</th> <th>FT%</th> </tr> </thead> <tbody> <tr> <td>18.3</td> <td>5.0</td> <td>3.9</td> <td>0.7</td> <td>46.2</td> <td>29.7</td> <td>61.8</td> </tr> </tbody> </table>	MIN	PTS	RBS	BLK	FG%	3FG%	FT%	18.3	5.0	3.9	0.7	46.2	29.7	61.8	<ul style="list-style-type: none"> <li>Collected first career double-double with 13 points and 14 rebounds vs. UNC</li> <li>Five points, six rebounds, one assist, one steal and one block at No. 2 Kentucky on Jan. 7</li> <li>Collected 9 rebounds, including 6 offensive in just 15 minutes vs. Alabama</li> <li>Earned first start of his career at Tennessee, scored 9 points, 5 rebounds</li> </ul>
MIN	PTS	RBS	BLK	FG%	3FG%	FT%												
18.3	5.0	3.9	0.7	46.2	29.7	61.8												
45		<b>CARLTON GEATHERS</b> - R-Fr. - 6-10 - 250 - Georgetown, S.C.	<table border="1"> <thead> <tr> <th>MIN</th> <th>PTS</th> <th>RBS</th> <th>BLK</th> <th>FG%</th> <th>3FG%</th> <th>FT%</th> </tr> </thead> <tbody> <tr> <td>7.1</td> <td>1.0</td> <td>1.6</td> <td>0.6</td> <td>42.1</td> <td>0.0</td> <td>75.0</td> </tr> </tbody> </table>	MIN	PTS	RBS	BLK	FG%	3FG%	FT%	7.1	1.0	1.6	0.6	42.1	0.0	75.0	<ul style="list-style-type: none"> <li>Has played well defensively, blocking an average of 0.6 shots per game; with season highs of three blocks vs. Mississippi Valley State and Providence</li> <li>Blocked one shot vs. #2 Ohio State</li> <li>Scored four points and collected four rebounds vs. SE La. on Dec. 21</li> <li>Played an SEC season high 13 minutes vs. Ole Miss, 2 points, 2 rebounds</li> </ul>
MIN	PTS	RBS	BLK	FG%	3FG%	FT%												
7.1	1.0	1.6	0.6	42.1	0.0	75.0												

## INTERVIEW POLICIES

All interview requests must be made in advance to SID Emily Feeney in the South Carolina Media Relations Office. Beginning with the start of practice in October, Feeney will release a weekly coach and player availability schedule to media no later than 9 a.m. each Monday morning during the season.

**Post-Game Interview Policy:** After each home game, the visiting coach will address the media first, followed by South Carolina head coach Darrin Horn and then South Carolina players. (Depending on deadline and during non-conference season, this may be altered on a game-by-game basis)

**Road Interview Policy:** Interviews with Coach Horn while on the road will be scheduled according to the home post-game media procedure. No player interviews are allowed until after the game once the team leaves Columbia.

All interviews are to be coordinated through the Media Relations Office. This allows the staff to arrange the interview when it best suits the student-athlete's and the reporter's schedules. Please contact the Media Relations Office in advance to make your interview requests. Media are not permitted to contact student-athletes on their own at any time.

All interviews will take place at the designated media interview site for that day as listed in the weekly availability schedule or in the Media Relations Office.

Dormitory, apartment and cell phone numbers for student-athletes will not be provided to the media. Should you need to conduct a telephone interview with a student-athlete, a call will be placed to you from the student-athlete at a mutually agreeable time.

## SOUTH CAROLINA MEDIA RELATIONS

**Emily Feeney, primary contact**

Assistant Director

cell: 803-727-3284

e-mail: efeeney@mailbox.sc.edu

**Website:** www.GamecocksOnline.com

**Facebook:** www.Facebook.com/gamecocksonline

**Twitter:** @GamecockMBB

## 2011-12 STAT COMPARISON

	SC	VANDY
Record	10-16	19-8
Conference Record	2-10	8-4
Current Streak	L1	W2
Scoring Avg.	62.0	74.4
Opponent Scoring Avg.	64.8	66.1
Scoring Margin	-2.8	+8.3
Field Goal %	.410	.468
Opponent Field Goal %	.447	.420
3-Point Field Goal %	.322	.402
Opponent 3-Point Field Goal %	.390	.320
3-Point Field Goal Made PG	6.4	9.0
3-Point Field Goal Attempts PG	19.8	22.4
Free Throw %	.698	.699
Opponent Free Throw %	.682	.694
Rebounding Avg.	31.3	35.0
Opponent Rebounding Avg.	32.8	33.3
Rebounding Margin	-1.5	+1.7
Turnovers Avg.	13.0	14.0
Opponent Turnover Avg.	14.2	13.2
Assists Avg.	10.2	13.3
Blocks Avg.	5.1	4.2
Steals Avg.	6.8	6.1

## WEEKLY MEDIA AVAILABILITY (FEB. 19-25)

SUNDAY Feb. 19	MONDAY Feb. 20	TUESDAY Feb. 21	WEDNESDAY Feb. 22	THURSDAY Feb. 23	FRIDAY Feb. 24	SATURDAY Feb. 25
No Availability	SEC Teleconf. Horn at 11:14 am ET	Availability 2:30 p.m. Practice Facility	at Vanderbilt 8 p.m. ET SEC Network	No Availability	Availability TBA	vs. Tennessee 8 p.m. ET FSN

\* All practices are closed \* please contact SID Emily Feeney for all media requests

### A SOUTH CAROLINA WIN WOULD ...

- Be South Carolina's 11th win all-time at Memorial Gymnasium
- Be Carolina's second win in the last three seasons in Nashville. The Gamecocks earned a 77-73 win on March 6, 2010, in the regular season finale for both schools.
- Once again even the all-time series between the two schools at 25-25

### BY THE NUMBERS

**1,000** - South Carolina redshirt-senior forward Malik Cooke collected a career milestone last week, earning the 1,000th point of his career (including his two seasons at Nevada) in South Carolina's contest vs. LSU. Cooke averaged 15.0 points, 1.5 rebounds, 2.0 assists and 1.0 blocks and steals in two games last week. The Gamecocks began last week with a 57-56 victory over Georgia, where Cooke hit the winning jumper with just 20 seconds left on the clock. He led the team with 13 points, while also collecting two assists, two blocks and two steals vs. the Bulldogs. Cooke responded vs. LSU, earning the 1,000th point of his career on one of his three made 3-point baskets in the game, hitting a 3 from the right wing during the second half. He led the team in scoring for the second-straight game with 17 points vs. the Tigers.

**24-28** - In SEC games, sophomore forward Damontre Harris has hit 24-of-28 attempts from the free throw line for a team high 85.7 percent average. He has hit 40-of-49 (81.6%) attempts in overall games this season.

**13 on 20** - South Carolina collected 13 assists on 20 made baskets vs. LSU on Saturday. This season, the Gamecocks collect an assist on 45.4 percent of made baskets, which is the highest percentage for Carolina in a season under the direction of Darrin Horn.

### SCOUTING VANDERBILT

The Commodores have won two-straight entering Wednesday's contest vs. South Carolina, both road victories at Ole Miss and at Georgia ... Junior sharp shooter John Jenkins leads the team and is atop the SEC rankings with 20.1 points per game ... Jenkins' 3.9 made 3-point baskets per game leads the NCAA ... In strictly SEC games, Jenkins averages 19.1 points per outing ... Senior forward Jeffrey Taylor adds 17.8 points per game and collects 5.9 rebounds per outing ... Senior forward Lance Goulbourne collects a team high 6.9 rebounds per game, and senior center Festus Ezeli blocks a team best 2.0 shots per game ... Vanderbilt ranks third in the SEC in scoring offense (74.4) and second in field goal percentage (46.8) in overall games this season.

### UP NEXT

South Carolina returns home for two-straight games, beginning Saturday with an 8 p.m. ET matchup vs. Tennessee at Colonial Life Arena. Carolina will host Mississippi State next Wednesday for Senior Day, and will conclude the regular season at Georgia on March 3.

### COOKE LEADS BY EXAMPLE

■ Senior forward Malik Cooke has been one of Carolina's most consistent players in several statistical columns in 2011-12. The Charlotte, N.C., native has tallied 18 double-figure scoring games, 16 games with at least two assists, 12 games with at least five rebounds and 15 games with at least two steals. He leads the Gamecocks in points, scoring average, field goal attempts, free throw attempts and free throws made, in steals and in minutes per game.

### STATISTICAL TRENDS, WINS AND LOSSES

■ Below is a breakdown of some key statistical categories in South Carolina wins and losses:

Wins		Losses
64.3	<b>Scoring Avg.</b>	60.6
42.9	<b>FG Percent</b>	39.8
38.4	<b>FG Percent Defense</b>	48.7
35.2	<b>3FG Percent</b>	30.7
31.3	<b>3FG Percent Defense</b>	44.3
+1.2	<b>Rebounding Margin</b>	-3.2
17.6	<b>Free Throw Attempts/game</b>	14.1
11.2	<b>Assists/game</b>	9.6

### SEC LEGEND

■ Henry Martin (1943, 1947-49), the first 1,000 point scorer in South Carolina history, will be honored at this year's SEC Tournament as a 2012 Legend. Martin played basketball at Carolina during the 1943 season and again from 1947-49. He was the first Carolina basketball player to score 1,000 career points, finishing his career with 1,082 points, an average of 12.2 points per game. He scored at a clip of 16.0 points per game during his senior season. He capped off his career with a 32-point performance as the Gamecocks defeated archrival Clemson in 1949. Martin was inducted into the school's Hall of Fame in 2008.

### DISTRIBUTION IN THE NUMBERS

■ South Carolina has several players making a significant impact in several various categories. Only senior forward Malik Cooke (12.3) and sophomore guard Bruce Ellington (10.2) average double-digit points, but four others average at least 6.1 points per game. Similarly, sophomore forward Damontre Harris leads the team with 5.4 rebounds per game, but three others average at least 3.9 boards per outing. Same with assists, as five have tallied at least 32 this season, led by Ellington's 52 (2.7 per game).

### TREND SETTING

*Gamecock trends under Darrin Horn ...*

■ South Carolina is 22-11 when collecting at least 10 steals in a contest.

- South Carolina collected a season high 12 steals vs. Ole Miss on Jan. 28.

■ The Gamecocks are 24-17 when blocking at least seven shots in a game.

- The Gamecocks average 5.1 blocks per game this season; Carolina blocked eight shots on Feb. 15 vs. Georgia, one shy of matching the season high of nine.

■ South Carolina is 56-16 when holding its opponents under 45% shooting from the field.

- South Carolina has held 12 opponents to under 45% shooting from the field in 2011-12.

■ Carolina is 32-13 when out-rebounding its opponent.

- The Gamecocks have out-rebounded 12 of 26 opponents this season, including a 43-35 mark vs. UNC.

## ► ASSOCIATED PRESS TOP 25

Feb. 20, 2012

Rk.	Team	Record	Pts.
1	Kentucky (63)	26-1	1,623
2	Syracuse (2)	27-1	1,559
3	Missouri	25-2	1,498
4	Kansas	22-5	1,377
5	Duke	23-4	1,359
6	Michigan State	22-5	1,317
7	North Carolina	23-4	1,261
8	Ohio State	22-5	1,139
9	Georgetown	20-5	1,085
10	Marquette	22-5	1,013
11	Michigan	20-7	869
12	Florida	21-6	860
13	Baylor	22-5	859
14	Murray State	26-1	765
15	Florida State	19-7	620
16	Wisconsin	20-7	615
17	Louisville	21-6	495
18	New Mexico	22-4	469
19	Wichita State	24-4	467
20	Notre Dame	19-8	457
21	UNLV	22-6	325
22	Temple	21-5	281
23	Indiana	20-7	246
24	San Diego State	20-6	176
25	Virginia	20-6	153

**Others receiving votes:** Creighton 76, Gonzaga 47, Brigham Young 29, Saint Louis 25, Drexel 13, Harvard 12, Vanderbilt 12, California 11, Saint Mary's 7, Long Beach State 4, Virginia Commonwealth 1

**Dropped from rankings:** Saint Mary's 21, Gonzaga 24

## ► ESPN/USA TODAY TOP 25

Feb. 20, 2012

Rk.	Team	Record	Pts.
1	Kentucky (31)	26-1	775
2	Syracuse	27-1	744
3	Missouri	25-2	713
4	Duke	23-4	662
5	Kansas	22-5	644
6	Michigan State	22-5	613
7	North Carolina	23-4	592
8	Georgetown	20-5	539
9	Ohio State	22-5	504
10	Marquette	22-5	485
11	Florida	21-6	454
12	Murray State	26-1	416
13	Michigan	20-7	377
14	Baylor	22-5	374
15	Wisconsin	20-7	292
16	Florida State	19-7	290
17	Louisville	21-6	277
18	Notre Dame	19-8	223
19	Wichita State	24-4	183
20	UNLV	22-6	174
21	New Mexico	22-4	142
22	Temple	21-5	114
23	Saint Mary's	23-5	101
24	Indiana	20-7	81
25	San Diego State	20-6	76

**Others receiving votes:** Virginia 73, Creighton 51, California 21, Gonzaga 13, Saint Louis 11, Mississippi State 10, Harvard 10, Drexel 9, Vanderbilt 9, Kansas State 8, Middle Tennessee 6, Long Beach State 3, Virginia Commonwealth 2, Weber State 2, Nevada 1, Iowa State 1

**Dropped from rankings:** Virginia 22, Mississippi State 23, Gonzaga 24



## SOUTHEASTERN CONFERENCE STANDINGS

Team	Conference	Overall
Kentucky	12-0	26-1
Florida	9-3	21-6
Vanderbilt	8-4	19-8
Alabama	6-6	17-9
LSU	6-6	16-10
Mississippi State	6-6	19-8
Tennessee	6-6	14-13
Arkansas	5-7	17-10
Ole Miss	5-7	15-11
Auburn	4-8	14-12
Georgia	3-9	12-14
South Carolina	2-10	10-16

## COACHES TELECONFERENCE

The weekly SEC men's basketball coaches teleconference is scheduled for every Monday Jan. 4 - March 5.

The 12 Southeastern Conference men's head basketball coaches will be featured from 10:00 - 11:17 a.m. (CT).

Media representatives wishing to participate in the teleconference should contact the SEC Media Relations Department for further details. Each coach will appear on the teleconference for seven minutes, according to the following schedule:

### Order of Appearance (All Times Central)

10:00 a.m. Kevin Stallings, Vanderbilt

10:07 a.m. Billy Donovan, Florida

**10:14 a.m. Darrin Horn, South Carolina**

10:21 a.m. Mark Fox, Georgia

10:28 a.m. Trent Johnson, LSU

10:35 a.m. John Calipari, Kentucky

10:42 a.m. Cuonzo Martin, Tennessee

10:49 a.m. Mike Anderson, Arkansas

10:56 a.m. Anthony Grant, Alabama

11:03 a.m. Tony Barbee, Auburn

11:10 a.m. Andy Kennedy, Ole Miss

11:17 a.m. Rick Stansbury, Miss. State

In addition, the SEC men's basketball teams who make it to postseason will be on a teleconference on Monday, March 15 beginning at 10:00 a.m. CT.

All SEC basketball teleconferences can be listened to on the internet at [www.secsports.com](http://www.secsports.com) starting at 1:00 p.m. CT.

## SOUTH CAROLINA BENCH PRODUCTION

GAME	SC-OPP	DIFF.	SC HIGH BENCH SCORER
Western Car.	38-16	+22	Williams (13)
at Elon	15-16	-1	Smith (6)
Tenn. State	29-22	7	Smith (18)
Miss. Val. St.	7-11	-4	Slawson (4)
vs. UNC	19-30	-11	Slawson (14)
vs. SoCal	25-4	+21	Richardson (12)
Providence	23-10	+13	Slawson (8)
at Clemson	20-16	+4	Richardson/Ellington (9)
Presbyterian	27-9	+18	Ellington (15)
Ohio State	19-11	+8	Ellington (8)
SE Louisiana	18-23	-5	Leonard (8)
Wofford	40-2	+38	Ellington (17)
USC Upstate	30-16	+14	Williams (11)
SC State	37-10	+27	Ellington/Leonard/Slawson (9)
at Kentucky	28-11	+17	Leonard (15)
Vandy	26-19	+7.0	Ellington (20)
Florida	14-14	-	Williams (9)
at Auburn	20-20	-	Williams/Leonard (6)
Alabama	6-20	-14	Slawson (4)
at Ole Miss	17-15	+2	Williams (15)
at Florida	16-11	+5	Williams (8)
Kentucky	10-19	-9	Williams (3)
at Tennessee	14-15	-1	Williams (11)
at Arkansas	23-51	-28	Williams (8)
Georgia	19-14	+5	Williams (10)
LSU	20-10	+10	Gill (9)
at Vandy			
Tennessee			
Miss. State			
at Georgia			

## SPECIALTY STATS

(PP) points in paint; (OT) points off turnovers; (2nd) second chance points; (FB) fast break points

(South Carolina-Opponent)

GAME	PP	OT	2ND	FB
Western Car.	46-18	22-15	20-9	19-10
at Elon	26-10	8-2	10-7	6-0
Tenn. State	24-14	15-14	9-11	11-6
Miss. Val. St.	22-18	17-15	14-3	13-8
vs. UNC	20-44	8-28	16-16	0-16
vs. SoCal	24-26	12-18	9-17	2-4
Providence	36-34	14-19	21-11	4-16
at Clemson	26-22	13-9	9-8	0-4
Presbyterian	34-26	20-10	12-10	19-4
Ohio State	28-38	16-15	11-19	4-8
SE Louisiana	22-16	30-6	15-10	3-3
Wofford	18-18	11-18	8-8	2-6
USC Upstate	32-28	10-19	16-17	6-8
SC State	32-16	19-7	6-12	6-6
at Kentucky	26-48	16-10	15-4	0-12
Vandy	24-14	14-9	14-12	2-8
Florida	24-26	11-22	16-14	12-13
at Auburn	20-24	19-28	14-13	2-10
Alabama	32-34	10-8	13-13	6-8
at Ole Miss	28-30	19-16	14-12	12-10
at Florida	30-30	17-21	14-17	2-2
Kentucky	14-42	1-8	8-19	10-9
at Tennessee	8-12	18-12	11-13	5-2
at Arkansas	30-46	23-25	17-12	6-11
Georgia	22-20	10-12	8-9	5-10
LSU	26-24	17-7	6-6	6-9
at Vandy				
Tennessee				
Miss. State				
at Georgia				
<b>SC Total</b>	<b>674</b>	<b>390</b>	<b>326</b>	<b>163</b>
<b>SC Average</b>	<b>25.9</b>	<b>15.0</b>	<b>12.5</b>	<b>6.3</b>
Opp Total	658	373	302	203
Opp Average	25.3	14.3	11.6	7.8

## UNIVERSITY INFORMATION

Location	Columbia, S.C.
Founded	1801
Enrollment	29,957
Nickname	Gamecocks
Colors	Garnet (PMS 202) and Black
National Affiliation	NCAA Division I
Conference	Southeastern (SEC)
Athletics Web Address	www.GamecocksOnline.com
University Web Address	www.sc.edu
President	Dr. Harris Pastides
NCAA Representative	Dr. Zach Kelehear
Athletics Director	Eric Hyman
Basketball Administrator/Executive Associate AD	Kevin O'Connell

## BASKETBALL STAFF/INFORMATION

Head Coach	Darrin Horn
Alma Mater	Western Kentucky, '95
Record At South Carolina/Seasons	60-58 (.508), 22-37 SEC/4th season
Overall Record/Seasons	171-106 (.617)/9th season
Assistant Coaches	Neill Berry (Southeastern Louisiana, '03) Michael Boynton Jr. (South Carolina, '04) Cypheus Bunton (Western Kentucky, '95)
Director of Basketball Operations	Justin Phelps (Kent State, '06)
Strength & Conditioning Coach	Irele Oderinde (Western Kentucky, '03)
Athletic Trainer	Mark Rodger (Buffalo, '01)
Home Arena	Colonial Life Arena
Capacity	18,000
Arena General Manager	Lexie Boone
Press Row Phone Number	803-777-6182

## BASKETBALL HISTORY

First Year of Basketball	1908
All-Time Record	1,296-1,145-1 (.530)
Overall Postseason Record	25-18
NCAA Tournament Appearances	1971, 1972, 1973, 1974, 1989, 1997, 1998, 2004
NCAA Tournament Record	4-9
Last NCAA Tournament Appearance	2004, L vs. Memphis, 59-43
NIT Appearances	1969, 1975, 1978, 1983, 1991, 1996, 2001, 2002, 2005, 2006, 2009
NIT Record	21-9
Last NIT Appearance	2009, L vs. Davidson, 70-63
Conference Championships	1970 ACC, 1997 SEC, 2009 SEC East Co-Champs
Conference Tournament Titles	1934 SoCon, 1971 ACC

## TEAM INFORMATION

2010-11 Record	14-16
Southeastern Conference Record/Finish	5-11/6th SEC East
Postseason	NA
Letterwinners Returning/Lost	7/4
Starters Returning/Lost	4/1
Newcomers	3
Roster Breakdown	1 senior, 1 junior, 6 sophomores, 3 freshmen
Returning Scoring	1,285 of 2,027 (63.3%)
Returning Field Goals	468 of 741 (63.1%)
Returning Rebounding	720 of 1,144 (69.0%)
Returning Assists	259 of 327 (79.2%)
Returning Minutes	4,128 of 6,100 (67.6%)

## MEDIA RELATIONS

Asst. Media Relations Director/Men's Basketball Contact	Emily Feeney
Feeney's email	efeeney@mailbox.sc.edu
Feeney's office phone	803-777-7743
Website	GamecocksOnline.com

## 2011-12 SOUTH CAROLINA ROSTER

No.	Name	Pos.	Ht.	Wt.	Cl.	Exp.	Hometown (High/Last School)
1	Brenton Williams	G	5-11	172	SO	JC	Kissimmee, Fla. (Osceola High School)
2	Brian Richardson	G	6-4	171	SO	1VL	Wilson, N.C. (Greenfield School)
5	Eric Smith	G	5-11	210	SO	1VL	Mullins, S.C. (Christ School)
12	Shane Phillips*	G	5-10	170	JR	HS	Wheeling, W. Va. (Wheeling Central)
13	Anthony Gill	F	6-8	235	FR	HS	Charlotte, N.C. (Charlotte Christian School)
15	Malik Cooke	F	6-6	215	RS SR	3VL	Charlotte, N.C. (Christ School)
23	Bruce Ellington	G	5-9	197	SO	1VL	Moncks Corner, S.C. (Berkeley)
24	Damontre Harris	F	6-9	226	SO	1VL	Fayetteville, N.C. (Trinity Christian)
30	Lakeem Jackson	SF	6-5	238	JR	2VL	Charlotte, N.C. (Christ School)
32	Damien Leonard	G	6-4	192	FR	HS	Greenville, S.C. (J.L. Mann)
33	RJ Slawson	F	6-8	207	SO	1VL	Charleston, S.C. (Fort Dorchester)
35	Alex Irwin*	F	6-4	170	JR	HS	Richmond, Va. (Woodberry Forest)
45	Carlton Geathers	F	6-10	250	RS FR	HS	Georgetown, S.C. (Carvers Bay)

\* denotes walk-on

**Head Coach:** Darrin Horn | **Assistant Coaches:** Neill Berry, Mike Boynton Jr., Cypheus Bunton |  
**Director of Basketball Operations:** Justin Phelps | **Strength & Conditioning Coach:** Irele Oderinde |  
**Athletic Trainer:** Mark Rodger

## SEASON NOTABLES

- Behind freshman forward Anthony Gill's 14-point performance, the Gamecocks earned a 69-59 victory over D-II powerhouse Kentucky Wesleyan in the lone exhibition of the season on Nov. 3. Senior forward Malik Cooke chipped in 11 points and sophomore forward RJ Slawson added 10, while collecting a team-best nine rebounds.
- South Carolina earned a 75-50 victory over Western Carolina in the season opener on Nov. 11. Freshman forward Anthony Gill paced Carolina with 14 points, while sophomore guard Brenton Williams impressed, scoring 13 points on 5-of-8 shooting from the floor, while collecting five steals.
- South Carolina first-year players (Gill, Leonard, Williams, Geathers) accounted for 36 points vs. Western Carolina on Nov. 11. Gill paced the group with 14 points.
- Carolina's 12 3-point field goal attempts versus Western Carolina ranked as the second-fewest in the Darrin Horn era. The Gamecocks have attempted just 12 on six occasions, with the previous time in a 74-61 win over Delaware State on Dec. 1, 2010. Under Horn, the fewest attempts by Carolina in a game is 10, which has happened three times.
- South Carolina sophomore guard Eric Smith tallied a career high 18 points in just 18 minutes vs. Tennessee State on Nov. 20. The Mullins, S.C., native hit 6-of-10 from the floor, including a stellar 5-of-7 from 3-point range. Smith's previous career high was nine points.
- Senior forward Malik Cooke paced the Gamecocks with 18 points against Mississippi Valley State on Nov. 22, including a stellar 10-of-12 mark from the free throw line. Both his free throws made and attempted were career highs for the Charlotte, N.C., native.
- South Carolina rallied from an 11-point deficit with 6:36 to go against MVSU, out-scoring the Delta Devils 22-7 over the final minutes for the win. The Gamecocks converted on six MVSU turnovers for 12 points down the stretch, using solid half-court pressure to force the giveaways.
- Sophomore forward RJ Slawson had a career night against top-ranked North Carolina on Nov. 25, posting career highs with 13 points, 14 rebounds and four blocks. It was the most rebounds in a game for South Carolina since Sam Muldrow collected 14 vs. Vanderbilt on Jan. 8, 2011.
- South Carolina concluded play in the Continental Tire Las Vegas Invitational with a 63-60 loss to Southern California on Nov. 26. Sophomore forward Damontre Harris led the Gamecocks with a career high 15 points in the contest.
- Three Gamecocks registered season highs competing in Las Vegas. Slawson's career high 13 points vs. UNC, sophomore guard Brian Richardson's season high 12 points vs. Southern Cal, and sophomore forward Damontre Harris' career high 15 points against the Trojans.
- R-senior forward Malik Cooke tallied a game-high 21 points vs. Providence on Dec. 1, just one point shy of matching his career high.
- Sophomore guard Bruce Ellington posted the winning point on two clutch free throws with 13.0 seconds on the clock, and R-senior forward Malik Cooke sealed the win with a pair of free throws with 6.7 on the clock in a 58-55 victory at Clemson on Dec. 4. Sophomore guard Eric Smith also sank a crucial jumper with 25.9 on the clock to propel the Gamecocks to their first win at Clemson since the 2003 campaign.
- South Carolina earned its second-consecutive win with a 66-58 victory over Presbyterian on Dec. 13 at Colonial Life Arena. Sophomore guard Bruce Ellington led three Gamecocks in double figures with 15 points on the night. It marked his best all-around performance since his return to the court from the football field, as Ellington also dished three assists and collected one steal.
- South Carolina used 54.2 percent shooting in the opening half to hold a 33-29 lead over No. 2 Ohio State at halftime on Dec. 17 at Colonial Life Arena, however, the Buckeyes rallied around a 20-point second-half effort from Deshaun Thomas to rally for a 74-66 win over the Gamecocks.
- South Carolina senior forward Malik Cooke battled through an eye injury versus No. 2 Ohio State to match a then-season high with 21 points, including an impressive 9-of-10 effort from the charity stripe in the contest. Despite only playing 13 minutes in the second half due to lengthy breaks to tend to a cut above his eye, Cooke matched freshman forward Anthony Gill for a team-best 11 points in the set, including a 7-of-8 performance from the free throw line.
- Senior forward Malik Cooke and freshman forward Anthony Gill led the Gamecocks with 14 points each in

a 62-43 win over SE Louisiana on Dec. 21 in the final game before the break for the holiday. Cooke also posted team highs with three assists, two blocks and four steals.

■ SE Louisiana's 26 turnovers on Dec. 21 marked the second-most by a Gamecock opponent under the direction of Darrin Horn. The most opponent giveaways under Horn was 34 by NC Central on Dec. 16, 2008. It also marked a South Carolina opponent record for turnovers in a contest.

■ Paced by Bruce Ellington's season high 17 points and Damien Leonards 14 points in 16 minutes, South Carolina earned a 57-45 victory over intrastate rival Wofford on Dec. 28 at Colonial Life Arena in the first game following the break for the holiday. South Carolina hit a season high 11 3s in the contest, including five by Ellington and four from Leonard.

■ Sophomore forward Damontre Harris matched his career high with five blocks vs. Wofford. At the time, his season total of 26 blocks in 12 games (2.2 per game) matches his total from last season, which he posted in 29 games (0.9 per game).

■ Paced by Malik Cooke's double-double and career high 24 points, the Gamecocks earned a 72-66 victory versus intrastate foe USC Upstate on Saturday. South Carolina, without Bruce Ellington in the contest as he prepared for the Capital One Bowl in Orlando, surpassed the 70-point plateau for the first time since a 75-point performance vs. Western Carolina in the season opener.

■ Sophomore guard Brenton Williams, who has played sparingly since a left knee injury on Nov. 20 vs. Tennessee State, stepped into the lineup vs. USC Upstate, playing 20 minutes and scoring 11 points vs. the Spartans. The 20 minutes for Williams marked a season high.

■ South Carolina scored a season high 79 points vs. SC State on Jan. 3, with redshirt-senior Malik Cooke and sophomore Damontre Harris leading the way with 11 points each. Four other Gamecocks registered at least eight points in the win, including sophomore RJ Slawson with nine points and a team high nine rebounds.

■ South Carolina shot just 25% in the first half, which allowed Kentucky to hold a 34-18 lead at halftime, as the second-ranked Wildcats earned a 79-64 victory in the SEC opener for both schools at Rupp Arena on Jan. 7. Freshman guard Damien Leonard led Carolina in scoring for the first time in his career, posting 15 points, including 12 in the second half. UK's Terrence Jones led all scorers with 20 points, while Wildcat freshman forward Anthony Davis added 12 points, 10 rebounds and seven blocks.

■ Another poor shooting performance in the first half for the Gamecocks, as the squad hit just 19 percent from the floor, led to Vanderbilt holding a halftime lead that it would not relinquish in the second half, as Carolina fell to 0-2 in the SEC after a 67-57 loss to the Commodores on Tuesday. Sophomore guard Bruce Ellington tallied a season high 20 points, including 18 in the second half, to lead the Gamecocks.

■ Sophomore forward Damontre Harris collected the first double-double of his career with 11 points and 10 rebounds against Vanderbilt. Harris had two previous double-figure rebounding games in his career and three double-figure point games, but had never put up double-figures in the categories in the same game.

■ South Carolina suffered a 79-65 loss in Columbia to No. 19 Florida on Jan. 14. The Gators had six reach double-digit points in the contest, while the Gamecocks inside duo of Anthony Gill and Damontre Harris both struggled with foul trouble throughout the game. The teams hit a combined 21 3-point baskets in the contest, with UF guard Kenny Boynton and South Carolina point guard Bruce Ellington both hitting four from beyond the arc.

■ South Carolina suffered a 63-52 loss at Auburn on Jan. 21. The Gamecocks held a 28-24 lead at halftime, but poor shooting until the later part of the second half and 23 turnovers in the contest saw the Gamecocks drop the road contest. Auburn scored 28 points off of South Carolina turnovers. Sophomore forward Damontre Harris blocked a career high six shots in the game.

■ South Carolina earned its first SEC victory of the season when it snapped a four-game losing streak with a 56-54 victory over Alabama at Colonial Life Arena on Wednesday. Sophomore guard Bruce Ellington's layup with 1.3 seconds on the clock propelled the Gamecocks to victory. Fifth-year senior forward Malik Cooke paced the Gamecocks with 18 points, marking the eighth time this season he has led, or shared the team lead, in scoring this season. Sophomore forward Damontre Harris and Ellington both contributed 12 points each in the win.

■ Despite a game high 17 points from senior forward Malik Cooke, South Carolina suffered a 66-62 loss at Ole Miss on Jan. 28. The game was close throughout, as neither team led by more than seven points in the second half. Ole Miss' Terrance Henry hit a 3 with 17.5 on the clock which gave the Rebels the deciding four-point advantage. Sophomore forward Damontre Harris played just 16 minutes due to foul trouble.

■ South Carolina's 12 steals vs. Ole Miss marked a season high.

■ South Carolina was unable to overcome a first-half double-digit deficit in a 74-66 loss at No. 12/11 Florida on Feb. 2 in Gainesville. Sophomore forward Damontre Harris had an impressive night, matching a career high with six blocks, while adding 12 points and a team-best nine rebounds. Sophomore guard Bruce Ellington led Carolina with 15 points.

■ South Carolina suffered an 86-52 loss to No. 1/1 Kentucky on Feb. 4. It was the second contest between the two schools this SEC season. Freshman guard Damien Leonard led the Gamecocks with a season high 19 points, hitting seven shots, including four from 3-point range. Sophomore forward Damontre Harris, in foul trouble early with three in the first nine minutes, blocked four shots, while senior forward Malik Cooke tallied three. Freshman forward Anthony Davis paced the Wildcats with 22 points and eight blocks.

■ The Gamecocks suffered a 69-57 loss at Tennessee on Feb. 8 in SEC play. Sophomore forward RJ Slawson earned the first start of his career in the contest. Slawson posted 11 points, while the squad was led by sophomore guard Bruce Ellington's 12 points, season high six assists and two steals. South Carolina struggled from the floor, hitting just 33.9 percent of its attempts, however, the Gamecocks were solid from 3-point range, hitting 7-of-16 (43.8%).

■ South Carolina suffered a 76-65 loss at Arkansas on Feb. 11 in the final game of a stretch where Carolina played four out of five games on the road. A near eight-minute scoring drought that spanned the end of the first half and beginning of the second saw the Gamecocks trail by as many as 23 in the contest. However, a late 16-0 run with under six minutes to play saw Carolina climb to within seven points of the Razorbacks lead, but Arkansas closed the contest with solid free throw shooting to claim the win. Sophomore forward Damontre Harris led Carolina with 12 points.

■ Playing just its fifth home game of the SEC season on Feb. 15, the Gamecocks earned a thrilling 57-56 victory over visiting Georgia on a jumper by senior forward Malik Cooke with just 20 seconds remaining in the contest. Cooke led Carolina with 13 points in the win. The victory snapped a five-game losing streak for South Carolina.

#### HEAD COACH DARRIN HORN

Darrin Horn is in his fourth season in Columbia with a career record of 171-106, including a 60-58 mark at South Carolina. Darrin Horn-led teams are 80-58 all-time in league play. Horn led Carolina to a 10-6 record in SEC action during his first year in Columbia, a 6-10 mark in his second and one of the youngest teams in the nation to a 5-11 mark in 2011. Horn led Carolina to one of the most celebrated seasons of its 21-year participation in the SEC during the 2009 campaign, as the squad captured the 2009 SEC Eastern Division Co-Championship and won double-digit league games for the first time since the 1998 campaign. His 2010 squad earned upset wins over No. 1 Kentucky and No. 13/19 Vanderbilt.

#### COOKE PARTICIPATES IN DECEMBER GRADUATION

University of South Carolina redshirt-senior forward Malik Cooke took part in December graduation ceremonies on Dec. 12 at Colonial Life Arena, earning his degree in sociology. Cooke, a native of Charlotte, N.C., joins a list of student-athletes with academic success under head coach Darrin Horn, as every player who has completed his eligibility under Horn, both at South Carolina and Western Kentucky, has earned his degree.

#### NON-CONFERENCE SCHEDULE

Contests against at least five teams that competed in the 2011 NCAA Tournament highlight the 2011-12 South Carolina men's basketball non-conference schedule. South Carolina will host 11 non-conference contests at Colonial Life Arena, including one exhibition, the first two rounds of the Las Vegas Invitational, Providence in the Big East/SEC Challenge and Big Ten powerhouse Ohio State. The Gamecocks will face at least six teams that compiled 18 or more wins last season, including North Carolina, Southern California or UNLV, Clemson, Ohio State and Wofford, which all advanced to the NCAA Tournament. South Carolina is slated to face five BCS schools during the coming non-conference portion of the schedule.

#### HAUGHTON SIGNS WITH GAMECOCKS

South Carolina head men's basketball coach Darrin Horn announced on Nov. 9 the signing of Tyrone Haughton to a National Letter of Intent to attend South Carolina and join the men's basketball squad beginning with the 2012-13 season. Below is his bio information:

#### Tyrone Haughton - 6-10 - 195 - Miami, Fla. - Dr. Michael M. Krop High School

Solid under the basket, physical presence defensively ... Excellent shot blocker and rebounder ... Rated the No. 24 center according to ESPN.com ... Averaged 11 points, 12 rebounds and six blocks per game as a junior for coach Shakey Rodriguez at Dr. Krop High School, a Florida high school basketball powerhouse ... Shot 62 percent from the field as a junior ... Named an All-Miami City honoree following 2010-11 campaign ... Chose South Carolina over UCONN, Alabama and Virginia Tech among others.

# EARLIER THIS SEASON VS. VANDY

## GAME 16 - SOUTH CAROLINA 57, VANDERBILT 67 COLUMBIA, S.C. - JAN. 10, 2012

**COLUMBIA, S.C.** - South Carolina sophomore Damontre Harris earned his first career double-double, but it wasn't enough to offset a cold first half from the field for the Gamecocks as South Carolina (8-8, 0-2 SEC) dropped a 67-57 decision to Vanderbilt (12-4, 2-0 SEC) Tuesday at Colonial Life Arena.

Harris tied his career high 10 rebounds to go with 11 points to earn his first double-double as a Gamecock. Classmate Bruce Ellington added a game-high and season-high 20 points. Senior Malik Cooke contributed nine points, and Anthony Gill put up eight points in the effort.

South Carolina was held to 5-of-26 from the field in the opening period, but rebounded to shoot 17-of-27 in the second half, a .629 clip.

It was a slow first half for both teams in a game that was nationally televised live on ESPNU. Midway through the period, the teams were deadlocked at 8-8 before the Commodores took a 14-4 run over the final 10 minutes to head into the break with a 22-12 lead, the first double-digit margin of the game for either team.

With the lead remaining constant to the start the second half, Vanderbilt hit four 3's in a row in a three-minute span to stretch the lead out to 46-25. The teams proceeded to rotate buckets as Vanderbilt pushed its lead to 67-43 before the Gamecocks went on an 14-0 run over the final four minutes of the game highlighted by three consecutive 3's courtesy of Ellington and Brian Richardson.

### HORN VS. RANKED OPPONENTS

■ Following South Carolina's loss to No. 1 Kentucky on Feb. 4, 2012, South Carolina head coach Darrin Horn holds a 7-23 overall record in his career against ranked opponents. Horn is 6-19 in games against ranked opponents at the helm of the Gamecock program. His victory over Drake and loss to UCLA both came during Western Kentucky's Sweet 16 run in the NCAA Tournament during the 2007-08 season.

Opponent	Date	Result
No. 1 Florida	Nov. 24, 2006	L, 68-101
No. 14 Gonzaga	Nov. 22, 2007	L, 71-74
No. 11 Tennessee	Dec. 15, 2007	L, 82-88
No. 14 Drake	March 21, 2008	W, 101-99
No. 3 UCLA	March 27, 2008	L, 78-88
No. 20 Clemson	Dec. 30, 2008	L, 87-98
No. 19 Baylor	Jan. 2, 2009	W, 85-84
No. 24 Tennessee	Jan. 17, 2009	L, 79-82
No. 24 Florida	Jan. 21, 2009	W, 70-69
No. 24 Kentucky	Jan. 31, 2009	W, 78-77
No. 18 Clemson	Dec. 6, 2009	L, 72-61
No. 22 Ole Miss	Jan. 20, 2010	L, 57-66
No. 1 Kentucky	Jan. 26, 2010	W, 68-62
No. 14 Tennessee	Feb. 6, 2010	L, 53-79
No. 20/18 Tennessee	Feb. 20, 2010	L, 55-63
No. 2 Kentucky	Feb. 25, 2010	L, 61-82
No. 13/19 Vanderbilt	March 6, 2010	W, 77-73
No. 2/2 Michigan State	Nov. 16, 2010	L, 73-82
No. 2/2 Ohio State	Dec. 18, 2010	L, 57-79
No. 22/24 Vanderbilt	Jan. 8, 2011	W, 83-75 (OT)
No. 12/12 Kentucky	Jan. 22, 2011	L, 58-67
No. 23/24 Vanderbilt	Feb. 5, 2011	L, 60-78
No. 17/19 Florida	Feb. 9, 2011	L, 60-79
No. 22/22 Kentucky	Feb. 19, 2011	L, 59-90
No. 1/1 North Carolina	Nov. 25, 2011	L, 62-87
No. 2/2 Ohio State	Dec. 17, 2011	L, 74-66
No. 2/2 Kentucky	Jan. 7, 2012	L, 79-64
No. 19/19 Florida	Jan. 14, 2012	L, 79-65
No. 12/11 Florida	Feb. 2, 2012	L, 74-66
No. 1/1 Kentucky	Feb. 4, 2012	L, 86-52
<b>Totals</b>		<b>7-23</b>

### Official Basketball Box Score -- Game Totals -- Final Statistics Vanderbilt vs South Carolina 1/10/12 9 p.m. at Columbia, S.C. (Colonial Life Arena)

#### Vanderbilt 67 • 12-4, 2-0

#	Player	Total			3-Ptr			Rebounds			PF	TP	A	TO	Blk	Stl	Min
		FG	FGA	FG%	FG	FGA	FG%	FT	FTA	FT%							
03	EZELI, Festus	c	1-1	0-0	0-0	1	1	2	5	2	1	1	1	0	18		
01	TINSLEY, Brad	g	4-5	3-4	2-2	0	0	0	1	13	9	2	0	0	29		
05	GOULBOURNE, Lance	g	2-6	0-1	4-4	3	7	10	3	8	0	2	1	1	21		
23	JENKINS, John	g	5-10	4-8	0-0	1	2	3	0	14	3	4	0	1	30		
44	TAYLOR, Jeffery	g	4-6	3-4	0-0	0	3	3	2	11	3	4	0	1	32		
02	JOHNSON, Kedren		0-3	0-1	0-0	0	2	2	0	0	0	0	0	0	11		
11	FULLER, Kyle		0-1	0-0	0-0	0	1	1	0	0	0	2	0	0	3		
24	PARKER, Dai-Jon		1-1	1-1	0-0	0	1	1	0	3	2	0	0	0	15		
33	TCHIENGANG, Steve		4-5	0-1	2-2	0	1	1	3	10	0	1	0	1	19		
34	MOATS, Shelby		0-0	0-0	0-0	0	0	0	0	0	0	0	0	0	3		
45	ODOM, Rod		2-2	2-2	0-0	0	0	0	1	6	1	1	0	0	19		
	Team					2	2	4				1					
<b>Totals</b>			23-40	13-22	8-8	7	20	27	15	67	19	18	2	4	200		

FG % 1st Half: 8-15 53.3% 2nd half: 15-25 60.0% Game: 23-40 57.5% Deadball Rebounds 0  
 3FG % 1st Half: 4-7 57.1% 2nd half: 9-15 60.0% Game: 13-22 59.1%  
 FT % 1st Half: 2-2 100.0 2nd half: 6-6 100.0 Game: 8-8 100.0

#### South Carolina 57 • 8-8, 0-2

#	Player	Total			3-Ptr			Rebounds			PF	TP	A	TO	Blk	Stl	Min
		FG	FGA	FG%	FG	FGA	FG%	FT	FTA	FT%							
13	GILL, Anthony	f	3-7	0-2	2-2	2	2	4	0	8	0	1	0	0	28		
15	COOKE, Malik	f	4-11	1-2	0-0	1	2	3	2	9	0	2	1	3	35		
24	HARRIS, Damontre	f	4-7	0-0	3-4	7	3	10	2	11	0	3	1	1	31		
30	JACKSON, Lakeem	f	1-5	0-0	1-2	1	1	2	1	3	0	1	0	0	18		
05	SMITH, Eric	g	0-4	0-2	0-0	0	0	0	0	0	1	1	0	0	16		
01	WILLIAMS, Brenton		0-0	0-0	0-0	0	0	0	0	0	0	0	0	0	3		
02	RICHARDSON, Brian		2-3	2-3	0-0	0	0	0	2	6	0	0	0	0	10		
23	ELLINGTON, Bruce		8-12	1-2	3-3	0	0	0	2	20	3	0	0	0	24		
32	LEONARD, Damien		0-4	0-2	0-0	0	0	0	0	0	0	1	0	1	13		
33	SLAWSON, RJ		0-0	0-0	0-0	0	1	1	2	0	0	0	0	2	19		
45	GEATHERS, Carlton		0-0	0-0	0-0	0	0	0	0	0	0	0	0	2	3		
	Team					1	0	1									
<b>Totals</b>			22-53	4-13	9-11	12	9	21	11	57	4	9	2	9	200		

FG % 1st Half: 5-26 19.2% 2nd half: 17-27 63.0% Game: 22-53 41.5% Deadball Rebounds 1,1  
 3FG % 1st Half: 0-8 0.0% 2nd half: 4-5 80.0% Game: 4-13 30.8%  
 FT % 1st Half: 2-4 50.0% 2nd half: 7-7 100.0 Game: 9-11 81.8%

Officials: Antinio Petty, Jamie Luckie, Ed Corbett  
 Technical fouls: Vanderbilt-None. South Carolina-None.  
 Attendance: 8353

Score by periods	1st	2nd	Total	Points	In	Off	2nd	Fast	Bench
Vanderbilt	22	45	67	VANDY	14	9	12	8	19
South Carolina	12	45	57	SC	24	14	14	2	26

Last FG - VANDY 2nd-03:49, SC 2nd-00:10. Score tied - 2 times.  
 Largest lead - VANDY by 24 2nd-03:49, SC by 2 1st-19:32. Lead changed - 3 times.

# TV/RADIO SPOT CHART




**#1 BRENTON WILLIAMS**  
So. - G - 5-11 - 172  
Kissimmee, Fla.  
Santa Fe College



**#2 BRIAN RICHARDSON**  
So. - G - 6-4 - 171  
Wilson, N.C.  
Greenfield School




**#5 ERIC SMITH**  
So. - G - 5-11 - 210  
Mullins, S.C.  
Christ School



**#13 ANTHONY GILL**  
Fr. - F - 6-8 - 235  
Charlotte, N.C.  
Charlotte Christian



**#15 MALIK COOKE**  
R-Sr. - F - 6-6 - 215  
Charlotte, N.C.  
Nevada




**#23 BRUCE ELLINGTON**  
So. - G - 5-9 - 197  
Moncks Corner, S.C.  
Berkeley



**#24 DAMONTRE HARRIS**  
So. - F - 6-9 - 226  
Fayetteville, N.C.  
Trinity Christian




**#30 LAKEEM JACKSON**  
Jr. - F - 6-5 - 238  
Charlotte, N.C.  
Christ School



**#32 DAMIEN LEONARD**  
Fr. - G - 6-4 - 192  
Greenville, S.C.  
J.L. Mann



**#33 RJ SLAWSON**  
So. - F - 6-8 - 207  
Charleston, S.C.  
Fort Dorchester



**#45 CARLTON GEATHERS**  
R-Fr. - F - 6-10 - 250  
Georgetown, S.C.  
Carvers Bay



**DARRIN HORN**  
Head Coach



**NEILL BERRY**  
Assistant Coach



**MIKE BOYNTON JR.**  
Assistant Coach



**CYPHEUS BUNTON**  
Assistant Coach



**JUSTIN PHELPS**  
Director of Operations



## GAMECOCKS RECORD WHEN ...

At home	9-7
On the road	1-7
At neutral sites	0-2
In overtime	0-0
vs. Top 25 team	0-6
vs. Top 10 team	0-4
vs. Top 3 team	0-4
Leading at half	7-3
Trailing at half	3-13
Tied at half	0-0
Shooting 50% or better	3-1
Shooting between 39-49%	4-10
Shooting less than 39%	3-5
Opp. shooting 50% or better	0-8
Opp. shooting between 39-49%	4-8
Opp. shooting less than 39%	6-0
Shooting better than opp.	7-2
Shooting worse than/equal to opp.	3-14
Starters out-score opp. starters	5-1
Opp. starters score/equal more	5-15
Bench out-scores opp. bench	7-10
Opp. bench scores/equals more	3-6
Having more FTs than opp.	6-2
Having equal/less FTs than opp.	4-14
Have more TOs than opp.	2-8
Having equal/less TOs than opp.	8-8
Having more rebounds than opp.	5-7
Having equal/less rebounds than opp.	5-9
Making 6 or more 3FGs	4-12
Having 15 or more assists	1-1
Having less than 15 assists	9-15
Score more points in paint than opp.	8-5
Scoring equal/less points in paint than opp.	2-12
Scoring more points off TOs than opp.	7-7
Scoring equal/less points off TOs than opp.	3-10
Scoring more 2nd-chance points than opp.	5-8
Scoring equal/less 2nd-chance points than opp.	5-8
Scoring more fast break points than opp.	3-5
Scoring equal/less fast break points than opp.	7-11
Wearing white uniforms	9-5
Wearing Garnet uniforms	0-4
Wearing Black uniforms	1-4
Wearing Gray Uniforms	0-3
Playing on live TV	9-16
Playing in November	2-4
Playing in December	4-2
Playing in January	2-5
Playing in February	1-5
Playing in March	0-0
Playing a day-game	2-6
Playing a night-game	8-10
Playing on Sunday	1-1
Playing on a Monday	0-0
Playing on a Tuesday	3-2
Playing on a Wednesday	4-1
Playing on a Thursday	0-2
Playing on a Friday	1-1
Playing on a Saturday	1-9
Scoring margin is 5 points or less	4-4
Margin is between 6-10	1-5
Margin is between 11-20	2-5
Margin is more than 20	2-2
Scoring 59 points or less	4-6
Scoring 60-69 points	3-10
Scoring 70-79 points	3-0
Scoring 80-89 points	0-0
Scoring 90-99 points	0-0
Scoring 100+ points	0-0

## MISCELLANEOUS

Current streak	L1
Home court streak	L1
Away streak	L6
Neutral court streak	L2

## 2011-12 SUPERLATIVES

(tied for team lead also included)

Scoring Leaders	'11-12	Career
Anthony Gill	5	5
Malik Cooke	11	17*
Eric Smith	1	1
RJ Slawson	1	1
Damontre Harris	4	4
Bruce Ellington	7	17
Damien Leonard	2	2

Rebounding Leaders	'11-12	Career
Lakeem Jackson	1	16
Damontre Harris	10	10
Anthony Gill	7	7
RJ Slawson	4	5
Malik Cooke	5	15*
Bruce Ellington	1	1

Assists Leaders	'11-12	Career
Lakeem Jackson	6	23
Eric Smith	2	6
Damien Leonard	1	1
Anthony Gill	2	2
Malik Cooke	6	6*
Bruce Ellington	11	30
RJ Slawson	1	1
Damontre Harris	1	1

Blocks Leaders	'11-12	Career
Damontre Harris	17	23
Anthony Gill	3	3
Malik Cooke	5	9*
Carlton Geathers	5	5
RJ Slawson	2	3
Bruce Ellington	1	1
Lakeem Jackson	1	3

Steals Leaders	'11-12	Career
Brenton Williams	2	2
Damontre Harris	6	10
Lakeem Jackson	5	17
Damien Leonard	3	3
Malik Cooke	14	27*
Anthony Gill	3	3
Brian Richardson	1	7
RJ Slawson	3	4
Bruce Ellington	4	13

Double-Figure Scoring	'11-12	Career
Anthony Gill	10	10
Malik Cooke	18	33*
Brenton Williams	5	5
Lakeem Jackson	1	18
Eric Smith	2	2
Damien Leonard	6	6
RJ Slawson	2	3
Damontre Harris	8	9
Bruce Ellington	7	24

20+ points	'11-12	Career
Malik Cooke	3	4*
Bruce Ellington	1	8

30+ points	'11-12	Career
-	-	-

Double-Figure Rebounding	'11-12	Career
Lakeem Jackson	1	6
Damontre Harris	2	3
RJ Slawson	1	1
Malik Cooke	1	5

5+ assists	'11-12	Career
Lakeem Jackson	1	6
Bruce Ellington	2	8

3+ steals	'11-12	Career
Brenton Williams	2	2
Lakeem Jackson	2	7
Malik Cooke	6	11*
RJ Slawson	1	1
Anthony Gill	1	1
Damontre Harris	1	1

2+ blocks	'11-12	Career
Damontre Harris	14	21
Malik Cooke	8	8*
Carlton Geathers	2	2
RJ Slawson	2	2
Anthony Gill	2	2
Lakeem Jackson	1	4

Double-Doubles	'11-12	Career
RJ Slawson	1	1
Malik Cooke	1	2*
Damontre Harris	1	1

Clutch Free Throws (under 5 min/OT)		
Anthony Gill	17-23	.739
RJ Slawson	2-4	.500
Malik Cooke	27-36	.750
Damien Leonard	4-4	1.000
Damontre Harris	5-5	1.000
Brenton Williams	3-4	1.000
Bruce Ellington	5-8	.625
Shane Phillips	1-2	.500
Carlton Geathers	2-2	1.000
Totals	66-88	.750

\* indicates at South Carolina

## Miscellaneous

Largest Halftime Lead	
SC	22, SC State
Opp	27, Kentucky (Feb. 4)
Smallest Halftime Lead	
SC	1, vs. Florida (Jan. 14)
Opp	2, Alabama, Georgia (Feb. 15)
Fewest Points In First Half	
SC	12, vs. Vanderbilt
Opp	16, SE Louisiana
Most Points In First Half	
SC	45, SC State
Opp	52, Kentucky (Feb. 4)
Most Points In Second Half	
SC	47, vs. Presbyterian
Opp	45, Ohio State, Kentucky (Feb. 4), Vandy
Fewest Points In Second Half	
SC	24, at Auburn
Opp	24, Elon, vs. Florida (Jan. 14)
Largest Margin of Victory	
SC	28, vs. SC State
Opp	34, Kentucky (Feb. 4)
Smallest Margin of Victory	
SC	1, Georgia (Feb. 15)
Opp	1, Tennessee State

## 2011-12 GAME BY GAME COMPARISON

	Date	Result	FG-A	Pct	3FG-A	Pct	FT-A	Pct	O-D-Total	PF	Pts	A	TO	Blk	Stl	Min	Half
Western Carolina			17-47	.362	6-18	.333	10-16	.625	13-16-29	17	50	10	19	4	8	200	25
South Carolina	Nov. 11	W, 75-50	30-59	.508	5-12	.417	10-17	.588	18-19-37	14	75	14	12	5	11	200	35
Elon			16-40	.400	6-16	.375	20-28	.714	8-30-38	18	58	9	14	3	1	200	34
South Carolina	Nov. 15	L, 58-53	20-64	.313	3-27	.111	10-17	.588	18-22-40	24	53	6	7	2	9	200	23
Tennessee State			21-47	.447	10-22	.455	12-21	.571	6-22-28	23	64	15	13	1	9	200	33
South Carolina	Nov. 20	L, 64-63	22-55	.400	7-26	.269	12-20	.600	12-21-33	21	63	13	16	7	5	200	19
Miss Valley State			20-49	.408	7-17	.412	10-16	.625	7-23-30	24	57	12	14	5	8	200	26
South Carolina	Nov. 22	W, 61-57	19-48	.396	6-18	.333	17-25	.680	12-24-36	17	61	9	13	7	7	200	30
North Carolina			31-67	.463	8-16	.500	17-30	.567	15-20-35	15	87	22	10	3	11	200	45
South Carolina	Nov. 25	L, 87-62	23-55	.418	9-23	.391	7-12	.583	14-29-43	25	62	12	25	7	5	200	30
Southern California			24-48	.500	7-11	.636	8-12	.667	14-14-28	13	63	7	10	1	6	200	30
South Carolina	Nov. 26	L, 63-60	22-42	.524	8-17	.471	8-8	1.000	6-12-18	16	60	10	13	4	4	200	26
Providence			24-50	.480	6-11	.545	22-27	.815	7-27-34	10	76	16	15	10	4	200	34
South Carolina	Dec. 1	L, 76-67	26-72	.361	6-30	.200	9-10	.900	20-20-40	19	67	9	13	7	9	200	27
Clemson			19-50	.380	5-18	.278	12-16	.750	11-22-33	15	55	13	11	1	3	200	35
South Carolina	Dec. 4	W, 58-55	21-50	.420	5-15	.333	11-17	.647	10-23-33	16	58	8	8	5	6	200	28
Presbyterian			21-45	.467	7-18	.389	9-13	.692	7-17-24	13	58	13	18	2	3	200	25
South Carolina	Dec. 13	W, 66-58	26-56	.464	5-11	.455	9-11	.818	12-21-33	15	66	14	13	7	7	200	19
Ohio State			27-54	.500	5-16	.313	15-20	.750	15-19-34	19	74	16	12	3	7	200	29
South Carolina	Dec. 17	L, 74-66	23-48	.479	6-15	.400	14-18	.778	7-12-19	18	66	9	15	4	3	200	33
SE Louisiana			15-43	.349	6-22	.273	7-13	.538	15-20-35	17	43	9	26	5	3	200	16
South Carolina	Dec. 21	W, 62-43	20-55	.364	6-18	.333	16-24	.667	17-17-34	18	62	9	10	4	11	200	25
Wofford			18-50	.360	5-19	.263	4-10	.400	14-20-34	13	45	10	15	1	4	200	21
South Carolina	Dec. 28	W, 57-45	20-45	.444	11-20	.550	6-10	.600	6-20-26	9	57	14	13	7	6	200	29
USC Upstate			25-63	.397	8-20	.400	8-15	.533	16-15-31	24	66	12	8	2	10	200	31
South Carolina	Dec. 31	W, 72-66	23-45	.511	4-11	.364	22-32	.688	11-26-37	18	72	9	14	6	4	200	40
SC State			18-52	.346	3-15	.200	12-23	.522	15-19-34	13	51	11	17	5	5	200	23
South Carolina	Jan. 3	W, 79-51	28-56	.500	11-23	.478	12-16	.750	10-26-36	20	79	17	13	6	11	200	45
Kentucky			29-49	.592	5-11	.455	16-22	.727	7-23-30	11	79	13	15	8	4	200	34
South Carolina	Jan. 7	L, 79-64	25-64	.391	6-22	.273	8-10	.800	16-16-32	18	64	10	12	3	8	200	18
Vanderbilt			23-40	.575	13-22	.591	8-8	1.000	7-20-27	15	67	19	18	2	4	200	22
South Carolina	Jan. 10	L, 67-57	22-53	.415	4-13	.308	9-11	.818	12-9-21	11	57	4	9	2	9	200	12
Florida			25-47	.532	12-24	.500	17-21	.810	7-18-25	17	79	19	10	3	4	200	40
South Carolina	Jan. 14	L, 79-65	23-55	.418	9-24	.375	10-14	.714	14-16-30	22	65	7	12	1	4	200	41
Auburn			22-50	.440	7-18	.389	12-18	.667	12-16-28	13	63	14	14	6	7	200	24
South Carolina	Jan. 21	L, 63-52	20-49	.408	6-18	.333	6-8	.750	12-17-29	15	52	8	23	7	10	200	28
Alabama			21-49	.429	4-18	.222	8-12	.667	11-28-39	14	54	11	15	6	4	200	29
South Carolina	Jan. 25	W, 56-54	22-68	.324	5-31	.161	7-9	.778	19-18-37	10	56	8	9	4	6	200	27
Ole Miss			24-49	.490	5-13	.385	13-24	.542	14-24-38	12	66	15	18	6	11	200	31
South Carolina	Jan. 28	L, 66-62	24-60	.400	8-21	.381	6-7	.857	12-16-28	17	62	15	13	2	12	200	28
Florida			22-59	.373	7-28	.250	23-32	.719	20-22-42	11	74	12	13	3	6	200	37
South Carolina	Feb. 2	L, 74-66	25-56	.446	6-21	.286	10-14	.714	10-20-30	28	66	8	15	7	4	200	28
Kentucky			32-62	.516	6-14	.429	16-21	.762	15-26-41	13	86	17	3	10	6	200	52
South Carolina	Feb. 4	L, 86-52	18-59	.305	9-20	.450	7-15	.467	13-17-30	16	52	10	8	9	0	200	25
Tennessee			19-38	.500	10-20	.500	21-26	.808	9-25-34	18	69	14	14	4	4	200	35
South Carolina	Feb. 8	L, 69-57	19-56	.339	7-16	.438	12-19	.632	16-14-30	21	57	12	7	2	4	200	27
Arkansas			30-59	.508	5-13	.385	11-14	.786	10-22-32	18	76	16	17	5	13	200	38
South Carolina	Feb. 11	L, 76-65	23-55	.418	5-25	.200	14-21	.667	13-17-30	18	65	7	21	5	9	200	27
Georgia			20-57	.351	6-17	.353	10-14	.714	15-22-37	16	56	14	13	2	5	200	26
South Carolina	Feb. 15	W, 57-56	19-49	.388	5-20	.250	14-15	.933	8-21-29	14	57	10	14	8	8	200	28
LSU			24-49	.490	5-10	.500	15-21	.714	12-24-36	17	68	17	17	3	4	200	25
South Carolina	Feb. 18	L, 68-58	20-47	.426	4-17	.235	14-21	.667	5-18-23	17	58	13	10	4	6	200	22

**2011-12 RESULTS: OVERALL, 10-16; HOME, 9-7; AWAY, 1-7; NEUTRAL, 0-2; SEC, 2-10**

Date	Opponent	W/L	Score	Record	Points	Rebounds	Assists	Steals	Attendance
Nov. 11	Western Carolina	W	75-50	1-0	Gill (14)	Jackson (10)	Jackson (10)	Williams (5)	9,330 (paid)
Nov. 15	at Elon	L	58-53	1-1	Gill/Cooke (9)	Harris (10)	Leonard/Smith (2)	Harris/Jackson/Leonard (2)	1,589
Nov. 20	Tennessee State	L	64-63	1-2	Smith (18)	Harris (7)	Gill/Jackson (3)	Cooke/Leonard (2)	9,045 (paid)
Nov. 22	Miss Valley State	W	61-57	2-2	Cooke (18)	Gill (8)	Cooke (3)	Cooke (3)	6,723 (paid)
Nov. 25	vs. #1 North Carolina	L	87-62	2-3	Leonard (15)	Slawson (14)	Cooke (4)	Cooke (2)	5,567
Nov. 26	vs. Southern California	L	63-60	2-4	Harris (15)	Harris (6)	Jackson (4)	Gill (2)	1,798
Dec. 1	Providence	L	76-67	2-5	Cooke (21)	Slawson (8)	Cooke (3)	Cooke (4)	7,476 (paid)
Dec. 4	at Clemson	W	58-55	3-5	Gill/Harris (10)	Cooke (8)	Smith (3)	Cooke (4)	7,238
Dec. 13	Presbyterian	W	66-58	4-5	Ellington (15)	Gill (8)	Jackson/Ellington (3)	3 with 2	7,003 (paid)
Dec. 17	#2 Ohio State	L	74-66	4-6	Cooke (21)	Gill (4)	Cooke (3)	Cooke (2)	13,654 (paid)
Dec. 21	SE Louisiana	W	62-43	5-6	Cooke/Gill (14)	Harris (7)	Cooke (3)	Cooke (4)	7,972 (paid)
Dec. 28	Wofford	W	57-45	6-6	Ellington (17)	Gill (8)	Jackson (4)	Cooke/Harris (2)	8,152 (paid)
Dec. 31	USC Upstate	W	72-66	7-6	Cooke (24)	Cooke (10)	Cooke (3)	Harris (2)	6,876 (paid)
Jan.3	SC State	W	79-51	8-6	Cooke/Harris (11)	Slawson (9)	Jackson/Slawson (3)	Slawson (3)	6,557 (paid)
Jan. 7	at #2 Kentucky	L	79-64	8-7	Leonard (15)	Gill (7)	Ellington (4)	Gill (3)	24,219
Jan. 10	Vanderbilt	L	67-57	8-8	Ellington (20)	Harris (10)	Ellington (3)	Cooke (3)	8,353 (paid)
Jan. 14	#19 Florida	L	79-65	8-9	Ellington (17)	Cooke (7)	Ellington (3)	Cooke (2)	11,308 (paid)
Jan. 21	at Auburn	L	63-52	8-10	Gill/Ellington (9)	Harris (7)	Ellington (4)	Harris/Ellington/Jackson (2)	8,329
Jan. 25	Alabama	W	56-54	9-10	Cooke (18)	Slawson/Gill (9)	Gill (3)	Cooke (2)	7,807 (paid)
Jan. 28	at Ole Miss	L	66-62	9-11	Cooke (17)	Cooke (7)	Ellington (5)	Cooke/Williams (3)	7,396
Feb. 2	at # 12/11 Florida	L	74-66	9-12	Ellington (15)	Harris (9)	Ellington (3)	Harris (3)	10,003
Feb. 4	vs. #1 Kentucky	L	86-52	9-13	Leonard (19)	Harris (6)	Ellington (3)	-	16,527 (paid)
Feb. 8	at Tennessee	L	69-57	9-14	Ellington (12)	Harris/Slawson (5)	Ellington (6)	Ellington (2)	14,784
Feb. 11	at Arkansas	L	76-65	9-15	Harris (12)	Cooke (8)	Ellington (3)	Jackson (3)	16,100
Feb. 15	Georgia	W	57-56	10-15	Cooke (13)	Harris (8)	Ellington (4)	Cooke/Slawson/Ellington (2)	7,569 (paid)
Feb. 18	LSU	L	68-58	10-16	Cooke (17)	Ellington (7)	Harris (3)	6 with 1	10,092 (paid)

**2011-12 STARTING LINEUPS**

Guard	Guard	Forward	Forward	Forward	2011-12	Games
Jackson	Leonard	Gill	Harris	Cooke	1-2	3
Smith	Leonard	Gill	Harris	Cooke	1-3	4
Smith	Jackson	Gill	Harris	Cooke	6-3	9
Ellington	Richardson	Gill	Harris	Cooke	0-2	2
Ellington	Leonard	Gill	Harris	Cooke	1-3	4
Ellington	Leonard	Slawson	Harris	Cooke	1-3	4



## DARRIN HORN FILE

**Born** December 24, 1972, in Glasgow, Ky.  
**High School** Tates Creek, Lexington, Ky., 1991  
**College** Western Kentucky University, 1995  
 (BA, allied language arts)  
**College Athletics** Four-year letterman, All-Sun Belt Conference, Academic All-America  
**Wife** Carla (Walker)  
**Children** Caroline and Walker

## COACHING EXPERIENCE

- Western Kentucky, assistant coach, 1995-97
- Morehead State, assistant coach, 1997-99
- Marquette, assistant coach, 1999-03
- Western Kentucky, head coach, 2003-08
- **South Carolina, head coach, 2008-present**

## HEAD COACHING CAREER

### WESTERN KENTUCKY (2003-2008)

2003-04	15-13	SBC Tournament 2nd Round
2004-05	22-9	NIT 2nd Round
2005-06	23-8	NIT 1st Round
2006-07	22-11	SBC Tournament 1st Round
2007-08	29-7	NCAA Tournament Sweet 16
<b>5 years</b>	<b>111-48 (.698)</b>	

### SOUTH CAROLINA (2008-PRESENT)

2008-09	21-10	NIT 1st Round
2009-10	15-16	-
2010-11	14-16	-
2011-12	10-16	
<b>4 years</b>	<b>60-58 (.508)</b>	
<b>Career Total</b>	<b>171-106 (.617)</b>	

## 2008-09 (SOUTH CAROLINA)

**Record: 21-10**  
**Home: 16-3; Away: 5-6; Neutral: 0-1**  
**SEC: 1-1st East**  
**Record: 10-6 (Home: 7-1; Away: 3-5)**



11/14	Jacksonville State	W, 89-76
11/16	Winthrop	W, 86-63
11/22	USC Upstate	W, 75-53
11/25	Gardner-Webb	W, 85-70
11/28	at C.of Charleston	L, 80-82 (ot)
12/2	at Princeton	W, 84-58
12/5	Furman	W, 72-48
12/16	NC Central	W, 90-43
12/20	The Citadel	W, 80-66
12/23	Presbyterian	W, 75-56
12/30	Clemson	L, 87-98
1/2	at Baylor	W, 85-84
1/5	Wofford	W, 78-61
1/10	Auburn*	W, 68-56
1/14	at LSU*	L, 68-85
1/17	at Tennessee*	L, 79-82
1/21	Florida*	W, 70-69
1/24	Mississippi*	W, 82-71
1/28	Vanderbilt*	W, 86-76
1/31	at Kentucky*	W, 78-77
2/3	at Florida*	L, 93-97
2/7	Georgia*	W, 79-68
2/14	at Alabama*	W, 75-73
2/18	at Mississippi State*	L, 70-75
2/21	Arkansas*	W, 82-78 (ot)
2/25	Kentucky*	W, 77-59
2/28	at Vanderbilt*	L, 83-96
3/5	Tennessee*	L, 70-86
3/7	at Georgia*	W, 68-51
3/13	(1) vs. Mississippi State	L, 68-82
3/17	(2) Davidson	L, 63-70

\* SEC Conference game

(1) SEC Tournament, Tampa, Fla. - (2) NIT, Columbia, S.C.

## 2009-10 (SOUTH CAROLINA)

**Record: 15-16**  
**Home: 11-5; Away: 2-9; Neutral: 2-2**  
**SEC: 5th East**  
**Record: 6-10 (Home: 4-4; Away: 2-6)**



11/13	Alabama A&M	W, 88-50
11/16	Georgia Southern	W, 90-66
11/19	(1) vs. La Salle	W, 78-68
11/20	(1) vs. USF	W, 69-66
11/22	(1) vs. Miami (Fla.)	L, 70-85
11/27	Jacksonville	W, 97-93
12/2	Western Kentucky	W, 74-56
12/6	at Clemson	L, 61-72
12/16	Richmond	W, 76-58
12/19	at Wofford	L, 61-68
12/21	Furman	W, 81-57
12/30	at Boston College	L, 76-85
1/2	Baylor	L, 74-85
1/5	Longwood	W, 88-58
1/9	at Auburn*	W, 80-71
1/13	LSU*	W, 67-58
1/16	Vanderbilt*	L, 79-89
1/20	at Ole Miss*	L, 57-66
1/23	at Florida*	L, 56-58
1/26	Kentucky*	W, 68-62
1/30	Georgia*	W, 78-77
2/6	at Tennessee*	L, 53-79
2/10	Florida*	W, 77-71
2/13	at Georgia*	L, 61-66
2/17	at Arkansas*	L, 79-92
2/20	Tennessee*	L, 55-63
2/25	at Kentucky*	L, 61-82
2/27	Mississippi State*	L, 63-76
3/3	Alabama*	L, 70-79
3/6	at Vanderbilt*	W, 77-73

3/11 (2) Alabama L, 63-68

\* SEC Conference game

(1) Charleston Classic, Charleston, S.C. -  
 (2) SEC Tournament, Nashville, Tenn.

## 2010-11 (SOUTH CAROLINA)

**Record: 14-16**  
**Home: 11-6; Away: 3-5; Neutral: 0-1**  
**SEC: 6th East**  
**Record: 5-11 (Home: 3-5; Away: 2-6)**



11/12	Elon	W, 94-79
11/16	at Michigan State	L, 73-82
11/19	Radford	W, 85-56
11/23	USC Upstate	W, 57-41
11/27	at WKU	W, 87-85
12/1	Delaware State	W, 74-61
12/5	Clemson	W, 64-60
12/11	Wofford	W, 64-53
12/18	at Ohio State	L, 57-79
12/22	at Furman	L, 75-91
12/29	Jacksonville State	W, 56-49
1/1	Boston College	L, 70-85
1/4	SC State	W, 91-56
1/8	Vanderbilt*	W, 83-75
1/12	at Alabama*	L, 47-57
1/15	at Florida*	W, 72-69
1/19	Arkansas*	W, 81-74
1/22	Kentucky*	L, 58-67
1/29	Auburn*	L, 64-79
2/2	at LSU*	W, 64-56
2/5	at Vanderbilt*	L, 60-78
2/9	Florida*	L, 60-79
2/12	Georgia*	L, 56-60
2/16	at Tennessee*	L, 67-73
2/19	at Kentucky*	L, 59-90
2/22	Ole Miss*	W, 79-73
2/26	at Georgia*	L, 48-64
3/3	Tennessee*	L, 69-73
3/5	at Mississippi State*	L, 58-60
3/10	(1) vs. Ole Miss	L, 55-66

\* SEC Conference game

(1) SEC Tournament, Atlanta, Ga.

## 2011-12 (SOUTH CAROLINA)

**Record: 10-16**  
**Home: 9-7; Away: 1-6; Neutral: 0-2**  
**SEC: -**  
**Record: 2-10**

11/11	Western Carolina	W, 75-50
11/15	at Elon	L, 53-58
11/20	Tennessee State	L, 63-64
11/22	Miss Valley State	W, 61-57
11/25	vs. North Carolina	L, 62-87
11/26	vs. Southern California	L, 60-63
12/1	Providence	L, 67-76
12/4	at Clemson	W, 58-55
12/13	Presbyterian	W, 66-58
12/17	Ohio State	L, 66-74
12/21	SE Louisiana	W, 62-43
12/28	Wofford	W, 57-45
12/31	USC Upstate	W, 72-66
1/3	SC State	W, 79-51
1/7	at Kentucky	L, 64-79
1/10	Vanderbilt	L, 67-57
1/14	Florida	L, 65-79
1/21	at Auburn	L, 52-63
1/25	Alabama	W, 56-54
1/28	at Ole Miss	L, 62-66
2/2	at Florida	L, 74-66
2/4	Kentucky	L, 52-86
2/8	at Tennessee	L, 57-69
2/11	at Arkansas	L, 65-76
2/15	Georgia	W, 57-56
2/18	LSU	L, 58-68

# SOUTH CAROLINA SUPERLATIVES UNDER HORN

## Most Field Goals Made

1. 36, at Florida, Feb. 3, 2009
2. 35, vs. Elon, Nov. 12, 2010  
35, vs. Jacksonville, Nov. 27, 2009
4. 34, at Vanderbilt, Feb. 28, 2009  
34, at Baylor, Jan. 2, 2009  
34, vs. Jacksonville State, Nov. 14, 2008

## Most Field Goals Attempted

1. 83, at WKU, Nov. 27, 2010  
83, vs. Baylor, Jan. 2, 2010
3. 81, at Vanderbilt, Feb. 28, 2009
4. 76, vs. Miami (Fla.), Nov. 22, 2009  
76, vs. Mississippi State, March 13, 2009  
76, at Kentucky, Jan. 31, 2009

## Highest Field Goal Percent

1. 58.1% (32-55), vs. Presbyterian, Dec. 23, 2008
2. 57.3% (35-61), vs. Jacksonville, Nov. 27, 2009
3. 54.2% (32-59), at Princeton, Dec. 2, 2008
4. 53.9% (34-63), at Baylor, Jan. 2, 2009
5. 53.2% (33-62), vs. SC State, Jan. 4, 2011

## Most 3-Point Field Goals Made

1. 12, at Furman, Dec. 22, 2010
2. 11, vs. SC State, Jan. 3, 2012  
11, vs. Wofford, Dec. 28, 2011  
11, vs. Radford, Nov. 19, 2010  
11, at Michigan State, Nov. 16, 2010  
11, at Arkansas, Feb. 17, 2010  
11, vs. LSU, Jan. 13, 2010  
11, at Auburn, Jan. 9, 2010  
11, vs. Miami (Fla.), Nov. 22, 2009  
11, at Florida, Feb. 3, 2009

## Most 3-Point Field Goals Attempted

1. 35, at Vanderbilt, Feb. 28, 2009
2. 34, vs. Miami (Fla.), Nov. 22, 2009
3. 33, vs. Auburn, Jan. 29, 2011
4. 32, at Tennessee, Feb. 16, 2011  
32, at Georgia, Feb. 13, 2010  
32, vs. LSU, Jan. 13, 2010

## Highest 3-Point Field Goal Percentage (min. 10 attempts)

1. 66.7% (8-12), at College of Charleston, Nov. 28, 2008
2. 57.1% (8-14), at Baylor, Jan. 2, 2009
3. 56.3% (9-16), vs. Elon, Nov. 12, 2010  
56.3% (9-16), at Georgia, March 7, 2009
5. 55.0% (11-20), vs. Wofford, Dec. 28, 2011

## Most Free Throws Made

1. 32, vs. Vanderbilt, Jan. 28, 2009
2. 28, vs. Georgia Southern, Nov. 16, 2009  
28, vs. The Citadel, Dec. 20, 2008
4. 23, vs. Alabama A&M, Nov. 13, 2009  
23, vs. Furman, Dec. 5, 2008

## Most Free Throws Attempted

1. 49, vs. Vanderbilt, Jan. 28, 2009
2. 44, vs. Georgia Southern, Nov. 16, 2009
3. 34, vs. Furman, Dec. 5, 2008
4. 33, vs. The Citadel, Dec. 20, 2008
5. 32, vs. USC Upstate, Dec. 31, 2011  
32, vs. Alabama A&M, Nov. 13, 2009

## Highest Free Throw Percentage (min. 10 attempts)

1. 93.3% (14-15), vs. Georgia, Feb. 15, 2012
2. 92.3% (12-13), vs. Tennessee, March 3, 2011
3. 90.9% (20-22), vs. Ole Miss, Feb. 22, 2011
4. 84.8% (28-33), vs. The Citadel, Dec. 20, 2008
5. 82.4% (14-17), at LSU, Feb. 2, 2011

## Most Offensive Rebounds

1. 23, vs. Winthrop, Nov. 16, 2008
2. 22, vs. Baylor, Jan. 2, 2010
3. 21, vs. USC Upstate, Nov. 23, 2010  
21, vs. Radford, Nov. 19, 2010  
21, at Michigan State, Nov. 16, 2010  
21, vs. Richmond, Dec. 16, 2009

## Most Defensive Rebounds

1. 36, at WKU, Nov. 27, 2010
2. 34, vs. USC Upstate, Nov. 23, 2010
3. 33, vs. Gardner-Webb, Nov. 25, 2008
4. 31, vs. Georgia Southern, Nov. 16, 2009  
31, at Georgia, March 7, 2009

## Most Total Rebounds

1. 55, vs. USC Upstate, Nov. 23, 2010
2. 53, at WKU, Nov. 27, 2010
3. 52, vs. Gardner-Webb, Nov. 25, 2008
4. 51, vs. Radford, Nov. 19, 2010
5. 48, vs. Vanderbilt, Jan. 8, 2011  
48, vs. Winthrop, Nov. 16, 2008

## Most Personal Fouls

1. 30, at Arkansas, Feb. 17, 2010  
30, at Florida, Feb. 3, 2009
3. 27, vs. Davidson, March 17, 2009
4. 26, vs. Auburn, Jan. 29, 2011  
26, at Vanderbilt, Feb. 28, 2009  
26, at LSU, Jan. 14, 2009

## Most Points

1. 97, vs. Jacksonville, Nov. 27, 2009
2. 94, vs. Elon, Nov. 12, 2010
3. 93, at Florida, Feb. 3, 2009
4. 91, vs. SC State, Jan. 4, 2011
5. 90, vs. Georgia Southern, Nov. 16, 2009  
90, vs. NC Central, Dec. 16, 2008

## Fewest Points

1. 47, at Alabama, Jan. 12, 2011
2. 48, at Georgia, Feb. 26, 2011
3. 52, vs. Kentucky, Feb. 4, 2012  
52, at Auburn, Jan. 21, 2012
5. 53, at Elon, Nov. 15, 2011  
53, at Tennessee, Feb. 6, 2010
7. 55, vs. Tennessee, Feb. 20, 2010  
55, vs. Ole Miss, March 10, 2011

## Most Assists

1. 23, vs. Elon, Nov. 12, 2010
2. 20, vs. NC Central, Dec. 16, 2008
3. 18, vs. Georgia Southern, Nov. 16, 2009
4. 17, vs. SC State, Jan. 3, 2012  
17, vs. SC State, Jan. 4, 2011  
17, vs. Georgia, Feb. 7, 2009  
17, vs. Jacksonville State, Nov. 14, 2008

## Fewest Turnovers

1. 5, vs. Mississippi State, March 13, 2009
2. 6, vs. Florida, Feb. 10, 2010  
6, vs. Baylor, Jan. 2, 2010  
6, vs. Wofford, Jan. 5, 2009
5. 7, at Tennessee, Feb. 8, 2012  
7, vs. Tennessee State, Nov. 20, 2011  
7, at Elon, Nov. 15, 2011  
7, vs. Florida, Feb. 23, 2010  
7, at Georgia, Feb. 13, 2010  
7, vs. Boston College, Jan. 1, 2010

## Most Blocks

1. 16, vs. Kentucky, Feb. 25, 2009
2. 15, vs. SC State, Jan. 4, 2011
3. 12, vs. Vanderbilt, Jan. 8, 2011  
12, vs. Georgia Southern, Nov. 16, 2009
5. 11, vs. Auburn, Jan. 29, 2011  
11, vs. Richmond, Dec. 16, 2009

## Most Steals

1. 18, at Princeton, Dec. 2, 2008
2. 16, vs. Furman, Dec. 21, 2009
3. 15, vs. Vanderbilt, Jan. 16, 2008  
15, vs. NC Central, Dec. 16, 2008
5. 14, vs. Baylor, Jan. 2, 2010  
14, at Clemson, Dec. 6, 2009  
14, vs. USC Upstate, Nov. 22, 2008

## Most Points At Halftime

1. 52, vs. Alabama, A&M, Nov. 13, 2009
2. 49, vs. Radford, Nov. 19, 2010  
49, vs. Jacksonville, Nov. 27, 2009
4. 47, vs. Longwood, Jan. 5, 2010  
47, vs. USC Upstate, Nov. 22, 2008  
47, vs. Jacksonville State, Nov. 14, 2008

## Most Points By Opponent

1. 98, Clemson, Dec. 30, 2008
2. 97, Florida, Feb. 3, 2009
3. 96, Vanderbilt, Feb. 28, 2009
4. 93, Jacksonville, Nov. 27, 2009
5. 92, Arkansas, Feb. 17, 2010

## Fewest Points By Opponent

1. 41, USC Upstate, Nov. 23, 2010
2. 42, SE Louisiana, Dec. 21, 2011
3. 43, NC Central, Dec. 16, 2008
4. 45, Wofford, Dec. 28, 2011
5. 48, Furman, Dec. 5, 2008

## Most Field Goals Made By Opponent

1. 36, Clemson, Dec. 30, 2008
2. 35, Tennessee, March 5, 2009
3. 33, Boston College, Jan. 1, 2011  
33, Vanderbilt, Jan. 16, 2010
5. 32, Kentucky, Feb. 4, 2012  
32, WKU, Nov. 27, 2010  
32, Kentucky, Feb. 25, 2010

## Fewest Field Goals Made By Opponent

1. 15, SE Louisiana, Dec. 21, 2011  
15, USC Upstate, Nov. 23, 2010
3. 16, at Elon, Nov. 15, 2011  
16, Furman, Dec. 5, 2008
5. 17, Western Carolina, Nov. 11, 2011  
17, Wofford, Dec. 11, 2010  
17, NC Central, Dec. 16, 2008

## Most Rebounds By Opponent

1. 57, Miami (Fla.), Nov. 22, 2009
2. 52, WKU, Nov. 27, 2010  
52, Baylor, Jan. 2, 2010
4. 50, Mississippi State, March 13, 2009
5. 49, Alabama, March 3, 2010  
49, Georgia, March 7, 2009

## Fewest Rebounds By Opponent

1. 25, Florida, January 14, 2012  
27, Vanderbilt, January 10, 2012  
27, Tennessee, March 3, 2011
4. 28, Southern California, Nov. 26, 2011  
28, Tennessee State, Nov. 20, 2011  
28, Vanderbilt, March 6, 2010  
28, Presbyterian, Dec. 23, 2008  
28, Furman, Dec. 5, 2008

## GAME 1 - SOUTH CAROLINA, 75, WESTERN CAROLINA 50 COLUMBIA, S.C. - NOV. 11, 2011

COLUMBIA, S.C. - Freshman Anthony Gill and sophomore Brenton Williams scored 14 and 13 points, respectively, to lead the South Carolina men's basketball team to a season-opening 75-50 victory over Western Carolina on Friday night at Colonial Life Arena.

Gill was 6-of-7 from the floor, including 1-for-1 from 3-point range, while Williams was 5-for-8 on the night. Williams also led a solid defensive effort, collecting five of the Gamecocks' 11 steals. Senior Malik Cooke added 10 points and seven rebounds, and junior Lakeem Jackson filled the stat sheet with five points, five assists, 10 rebounds and three steals.

With the win, the Gamecocks (1-0) claim their 11th straight season opener, including a 4-0 mark under head coach Darrin Horn.

South Carolina dominated nearly every statistical category as it shot 50.8 percent from the floor (30-of-59) and held the Catamounts to 36.2 percent shooting (17-of-47). The Gamecocks also held a decisive advantage in points in the paint (46-18), second chance points (20-9), bench points (38-16) and points off turnovers (22-15) and they controlled the boards with a 37-29 edge, including 18 offensive boards.

The Gamecocks used their defensive pressure to break an 8-8 tie early on with an 8-0 run, including six straight points off turnovers. Williams made a transition layup off a steal by Brian Richardson to cap the run and give South Carolina a 16-8 lead at the 10:40 mark.

Western Carolina (0-1) scrapped back with back-to-back 3-pointers and a dunk by Brandon Boggs to knot the game at 16-16, but South Carolina scored the next nine points to build a lead it would not relinquish. Williams gave the Gamecocks their biggest lead of the half at 33-22 by converting a layup off a steal by Jackson, one of five South Carolina had in the half. Williams, who paced the Gamecocks with 11 points in the half, sank a pair of free throws with less than a minute remaining to give South Carolina a 35-25 advantage heading into the locker room.

The Gamecocks outscored Western Carolina 40-25 in the second half as they held the Catamounts to just 32 percent shooting. Gill drained a 3-pointer at the 17:00 mark to give South Carolina a 43-29 lead. After Boggs knocked down a jumper to trim the Gamecocks' lead to 43-33 with 15:06 remaining, South Carolina outscored Western Carolina 26-10 over the next 10 minutes to pull away for the win.

Sophomore Eric Smith chipped in a career-high nine points and four assists for the Gamecocks.

Trey Sumler and Harouna Mutombo netted 11 points apiece to lead Western Carolina.

## GAME 2 - SOUTH CAROLINA 53, ELON 58 ELON, N.C. - NOV. 15, 2011

ELON, N.C. - The South Carolina men's basketball team (1-1) suffered a 58-53 non-conference loss at Elon (1-1) on Tuesday. Freshman forward Anthony Gill and senior Malik Cooke led the Gamecocks with nine points each.

The team's combined for 42 fouls in the game, with the Gamecocks called for 24 and Elon 18.

South Carolina shot just 31.3 percent (20-64) in the contest, including an 11.1 percent (3-27) mark from 3-point range.

Elon was led by Lucas Troutman with 16 points on 5-of-8 shooting from the field and a 6-of-6 effort from the free throw line. Freshman guard Austin Hamilton chipped in 12 points and two assists.

Back and forth play was the story of the first part of the opening half. Two Troutman free throws gave Elon a 13-10 lead with 10:52 remaining in the first half.

The teams traded layups to follow, before consecutive dunks by sophomore guard Brian Richardson followed by a jumper by sophomore guard Eric Smith gave the Gamecocks their first lead of the game at 20-19 with just over four minutes remaining before halftime.

Elon regained the lead on two Kevin Blake free throws at the 3:52 mark and the Phoenix capitalized during the final minutes of the half to hold an 11-point lead at 34-23 at the break.

South Carolina used a 15-6 run through the first eight minutes of the second half to pull within two at 40-38. Foul trouble plagued the Gamecocks during the later portion of the contest, however, as both Cooke and junior guard Lakeem Jackson fouled out of the game.

Elon held the lead for the remainder of the second half and Ryley Beaumont hit four free throws with under 30 seconds remaining to close the win for the Phoenix.

### Official Basketball Box Score -- Game Totals -- Final Statistics Western Carolina vs South Carolina 11/11/11 7 p.m. at Columbia, S.C. (Colonial Life Arena)

#### Western Carolina 50 • 0-1

#	Player	Total		3-Ptr		Rebounds			PF	TP	A	TO	Blk	Stl	Min
		FG-FGA	FG-FGA	FT-FTA	Off	Def	Tot								
32	KING, Tawaski	f	2-5	0-0	0-1	1	1	2	5	4	1	1	0	1	29
40	ROSS, Preston	f	0-2	0-2	1-2	0	0	0	1	1	0	1	0	0	12
05	SUMLER, Trey	g	2-5	2-3	5-6	1	3	4	2	11	4	5	0	1	35
22	MUTOMBO, Harouna	g	4-9	0-1	3-5	3	5	8	2	11	1	3	0	0	30
24	BOGGS, Brandon	g	3-8	1-4	0-0	2	1	3	2	7	1	3	2	1	28
00	TANKELEWICZ, Tom		2-5	1-2	1-2	2	2	4	1	6	0	0	0	1	14
01	HALL, Kenny		0-0	0-0	0-0	0	1	1	1	0	0	0	0	0	4
02	DUNFORD, Dillon		0-0	0-0	0-0	0	0	0	0	0	0	1	0	0	1
04	COLE, Keaton		3-9	2-6	0-0	0	1	1	0	8	3	5	0	3	28
25	SINCLAIR, James		1-1	0-0	0-0	0	0	0	0	2	0	0	0	0	3
33	HOLLIS, Ishmael		0-1	0-0	0-0	0	1	1	2	0	0	0	0	1	10
44	SMITHSON, Sam		0-2	0-0	0-0	1	0	1	1	0	0	0	2	0	6
	Team					3	1	4							
	Totals		17-47	6-18	10-16	13	16	29	17	50	10	19	4	8	200

FG % 1st Half:	9-22	40.9%	2nd half:	8-25	32.0%	Game:	17-47	36.2%	Deadball Rebounds	3,1
3FG % 1st Half:	2-8	25.0%	2nd half:	4-10	40.0%	Game:	6-18	33.3%		
FT % 1st Half:	5-9	55.6%	2nd half:	5-7	71.4%	Game:	10-16	62.5%		

#### South Carolina 75 • 1-0

#	Player	Total		3-Ptr		Rebounds			PF	TP	A	TO	Blk	Stl	Min
		FG-FGA	FG-FGA	FT-FTA	Off	Def	Tot								
13	GILL, Anthony	f	6-7	1-1	1-2	2	2	4	2	14	1	1	0	0	23
15	COOKE, Malik	f	3-8	0-0	4-6	5	2	7	0	10	1	3	0	0	23
24	HARRIS, Damontre	f	1-4	0-0	1-2	1	0	1	4	3	0	1	2	0	19
30	JACKSON, Lakeem	g	2-4	0-0	1-1	2	8	10	2	5	5	0	0	3	21
32	LEONARD, Damien	g	2-10	1-5	0-0	1	0	1	1	5	0	1	1	1	22
01	WILLIAMS, Brenton		5-8	1-1	2-2	0	2	2	1	13	1	4	0	5	17
02	RICHARDSON, Brian		2-4	1-3	0-0	1	0	1	1	5	1	0	1	1	19
05	SMITH, Eric		4-6	1-2	0-2	0	0	0	0	9	4	1	0	0	19
33	SLAWSON, RJ		3-4	0-0	1-2	3	0	3	3	7	1	0	0	1	21
45	GEATHERS, Carlton		2-4	0-0	0-0	1	5	6	0	4	0	0	1	0	16
	Team					2	0	2			1				
	Totals		30-59	5-12	10-17	18	19	37	14	75	14	12	5	11	200

FG % 1st Half:	15-30	50.0%	2nd half:	15-29	51.7%	Game:	30-59	50.8%	Deadball Rebounds	1,2
3FG % 1st Half:	1-4	25.0%	2nd half:	4-8	50.0%	Game:	5-12	41.7%		
FT % 1st Half:	4-6	66.7%	2nd half:	6-11	54.5%	Game:	10-17	58.8%		

Officials: Mike Kitts, Brian Shey, Carlos Gonzalez  
 Technical fouls: Western Carolina-None. South Carolina-None.  
 Attendance: 9330  
 2011-12 Season Opener

Score by periods	1st	2nd	Total
Western Carolina	25	25	50
South Carolina	35	40	75

	Points	In Paint	Off Chance	2nd Break	Fast Break	Bench
WCU	18	15	9	10	16	
SC	46	22	20	19	38	

Last FG - WCU 2nd-00:33, SC 2nd-01:11.  
 Largest lead - WCU by 3 1st-13:26, SC by 27 2nd-01:11.

Score tied - 5 times.  
 Lead changed - 3 times.

### Official Basketball Box Score -- Game Totals -- Final Statistics South Carolina vs Elon 11/15/11 7:00 p.m. at Elon, N.C. (Alumni Gym)

#### South Carolina 53 • 1-1

#	Player	Total		3-Ptr		Rebounds			PF	TP	A	TO	Blk	Stl	Min
		FG-FGA	FG-FGA	FT-FTA	Off	Def	Tot								
13	GILL, Anthony	f	4-5	0-0	1-3	2	7	9	4	9	0	2	1	0	28
15	COOKE, Malik	f	3-10	1-3	2-2	2	3	5	5	9	1	0	0	0	26
24	HARRIS, Damontre	f	2-6	0-0	4-7	6	4	10	1	8	0	1	1	2	26
30	JACKSON, Lakeem	g	2-4	0-0	1-2	3	1	4	5	5	1	2	0	2	26
32	LEONARD, Damien	g	2-17	1-11	2-2	2	0	2	2	7	2	0	0	2	27
01	WILLIAMS, Brenton		1-3	1-3	0-0	0	1	1	1	3	0	1	0	0	13
02	RICHARDSON, Brian		2-9	0-6	0-0	0	0	0	0	4	0	0	0	1	21
05	SMITH, Eric		3-5	0-2	0-1	0	1	1	2	6	2	1	0	1	14
33	SLAWSON, RJ		1-5	0-2	0-0	1	2	3	2	2	0	0	0	1	11
45	GEATHERS, Carlton		0-0	0-0	0-0	0	1	1	2	0	0	0	0	0	8
	Team					2	2	4							
	Totals		20-64	3-27	10-17	18	22	40	24	53	6	7	2	9	200

FG % 1st Half:	8-32	25.0%	2nd half:	12-32	37.5%	Game:	20-64	31.3%	Deadball Rebounds	3
3FG % 1st Half:	0-12	0.0%	2nd half:	3-15	20.0%	Game:	3-27	11.1%		
FT % 1st Half:	7-11	63.6%	2nd half:	3-6	50.0%	Game:	10-17	58.8%		

#### Elon 58 • 1-1

#	Player	Total		3-Ptr		Rebounds			PF	TP	A	TO	Blk	Stl	Min
		FG-FGA	FG-FGA	FT-FTA	Off	Def	Tot								
21	BEAUMONT, Ryley	f	1-2	1-1	3-4	0	5	5	3	6	0	1	0	0	20
31	TROUTMAN, Lucas	f	5-8	0-0	6-6	2	3	5	4	16	2	2	2	0	25
01	SPRADLIN, Drew	g	2-5	2-4	0-0	1	4	5	1	6	2	4	0	0	25
10	HAMILTON, Austin	g	4-7	0-1	4-8	0	3	3	2	12	2	1	0	0	32
24	KOCH, Sebastian	g	0-5	0-4	2-2	1	2	3	2	2	1	1	0	0	27
00	BONNEY, Josh		0-2	0-0	0-0	0	2	2	1	0	0	1	0	1	7
11	BLAKE, Kevin		0-3	0-2	3-6	1	5	6	0	3	0	0	1	0	28
12	DUGAS, Roger		1-1	0-0	0-0	0	0	0	0	2	0	1	0	0	5
23	EDOMWONYI, Egeheosa		0-2	0-0	2-2	1	1	2	5	2	1	3	0	0	17
44	ERVIN, Brett		3-5	3-4	0-0	2	4	6	0	9	1	0	0	0	14
	Team					0	1	1							
	Totals		16-40	6-16	20-28	8	30	38	18	58	9	14	3	1	200

FG % 1st Half:	8-19	42.1%	2nd half:	8-21	38.1%	Game:	16-40	40.0%	Deadball Rebounds	2
3FG % 1st Half:	5-8	62.5%	2nd half:	1-8	12.5%	Game:	6-16	37.5%		
FT % 1st Half:	13-16	81.3%	2nd half:	7-12	58.3%	Game:	20-28	71.4%		

Officials: John Hampton, Lee Cassell, John Heatly  
 Technical fouls: South Carolina-None. Elon-None.  
 Attendance: 1589

Score by periods	1st	2nd	Total
South Carolina	23	30	53
Elon	34	24	58

	Points	In Paint	Off Chance	2nd Break	Fast Break	Bench
SC	26	8	10	6	15	
ELON	10	2	7	0	16	

Last FG - SC 2nd-00:01, ELON 2nd-04:58.  
 Largest lead - SC by 1 1st-04:38, ELON by 11 1st-00:16.

Score tied - 4 times.  
 Lead changed - 2 times.

## GAME 3 - SOUTH CAROLINA 63, TENNESSEE STATE 64 COLUMBIA, S.C. - NOV. 20, 2011

**COLUMBIA, S.C.** - The South Carolina Gamecocks (1-2) suffered a 64-63 defeat against Tennessee State (2-2) on Sunday night at Colonial Life Arena competing in the Continental Tire Las Vegas Invitational. Sophomore guard Eric Smith led the Gamecocks with 18 points, doubling a career high.

Tennessee State started a run as the game passed the 10-minute mark and held a 15-9 lead with just over eight minutes left in the opening half. Carolina gained new life 30 seconds later after senior Malik Cooke poked the ball free from a Tiger guard and Lakeem Jackson collected the loose ball to take it down the floor and slam home a two-handed dunk.

Tennessee State's Robert Covington would hit a 3 at the other end, but Cooke would follow with a free throw and Damien Leonard hit a 3 from the corner to pull the Gamecocks to within three points of the Tigers with 5:31 left in the stanza. Following the under-four minute media timeout, Tennessee State's Jordan Cyphers buried two 3s and added three free throws, as the Tigers took a 33-19 lead into the locker room at halftime.

Sophomore forward Damontre Harris would convert a three-point play and Smith would hit a pair of 3s from the left wing to bring the Garnet and Black scratching back in the second half. With 10:07 left, Smith drove to the hole and dished a pass to RJ Slawson who finished the possession with a layup to near the score at 49-38.

The Tigers took a timeout to halt the momentum, but the Gamecocks' run wasn't over, as right off the break solid defense set up Cooke for a mid-range jumper followed by a 3 from the wing to pull within six points of the Tiger lead with 8:46 remaining.

Following the under-eight minute media timeout, Carolina pressed the Tigers off the break and Slawson came up with a steal at mid-court to set up a deep 3 from Smith at the top of the key to pull the Gamecocks to within two points with 7:20 left on the clock.

With 3:17 remaining, Tennessee State's Wil Peters hit a 3 to push the lead to 63-56 Tigers, but Smith would respond with two more 3s to pull the lead back to two with 1:19 remaining in the contest.

A steal by Leonard gave the ball to Carolina with under a minute left. Slawson would be fouled under the basket with a chance to tie, as the score stood at 64-62 with seven seconds remaining. Slawson would hit one of the two attempts from the line, and the Tigers would miss the front end of a bonus shot from the line at the other end, but Tennessee State held on to earn the 64-63 win.

The Gamecocks held the advantage in the paint, outscoring the Tigers 24-14 and holding the rebounding advantage by a mark of 33-28.

Smith posted a career high with 18 points, while Jackson would add 12, and Cooke and Slawson contributed 10 apiece.

### Official Basketball Box Score -- Game Totals -- Final Statistics Tennessee State vs South Carolina 11/20/11 6 p.m. at Columbia, S.C. (Colonial Life Arena)

#### Tennessee State 64 • 2-2

#	Player	Total			3-Ptr			Rebounds			PF	TP	A	TO	Blk	Stl	Min
		FG-FGA	FG-FGA	FT-FTA	FG-FGA	FG-FGA	FT-FTA	Off	Def	Tot							
31	MOORE, Kenny	f	2-7	0-3	3-6	0	4	4	2	7	2	1	0	1	22		
33	COVINGTON, Robert	f	5-12	3-7	3-4	1	8	9	2	16	3	1	0	1	37		
34	RHETT, M.J.	f	0-1	0-0	0-0	0	2	2	4	0	1	1	0	1	15		
02	MILLER, Patrick	g	4-8	1-1	2-5	0	1	1	3	11	6	2	0	3	32		
10	PETERS, Wil	g	3-7	2-5	0-0	0	1	1	2	8	0	4	0	3	34		
03	BUTCHER, Kharon	g	1-1	1-1	0-0	0	2	2	1	3	2	0	0	0	15		
12	BAWA, Muniru	g	0-1	0-0	0-0	0	0	0	0	0	0	0	0	0	4		
21	THORNTON, Kellen	g	3-3	0-0	1-2	1	1	2	5	7	1	1	0	0	18		
44	GREEN, Michael	g	0-0	0-0	0-0	0	0	0	2	0	0	2	0	0	7		
45	CYPHERS, Jordan	g	3-7	3-5	3-4	1	1	2	2	12	0	1	1	0	16		
Team						3			2			5					
Totals			21-47	10-22	12-21	6	22	28	23	64	15	13	1	9	200		

FG % 1st Half: 10-26 38.5% 2nd half: 11-21 52.4% Game: 21-47 44.7% Deadball Rebounds 6,2  
3FG % 1st Half: 6-13 46.2% 2nd half: 4-9 44.4% Game: 10-22 45.3%  
FT % 1st Half: 7-14 50.0% 2nd half: 5-7 71.4% Game: 12-21 57.1%

#### South Carolina 63 • 1-2

#	Player	Total			3-Ptr			Rebounds			PF	TP	A	TO	Blk	Stl	Min
		FG-FGA	FG-FGA	FT-FTA	FG-FGA	FG-FGA	FT-FTA	Off	Def	Tot							
13	GILL, Anthony	f	1-3	0-0	0-0	1	1	2	2	2	3	0	0	0	21		
15	COOKE, Malik	f	4-12	1-6	1-2	1	5	6	4	10	2	4	3	2	36		
24	HARRIS, Damontre	f	2-2	0-0	1-1	0	7	7	2	5	0	0	2	0	16		
30	JACKSON, Lakeem	g	5-6	0-0	2-4	0	2	2	1	12	3	4	0	0	26		
32	LEONARD, Damien	g	1-5	1-5	2-4	1	0	1	3	5	2	2	0	2	24		
01	WILLIAMS, Brenton	g	0-1	0-1	1-2	0	0	0	0	1	0	0	0	0	2		
02	RICHARDSON, Brian	g	0-8	0-5	0-0	1	0	1	3	0	2	0	0	0	16		
05	SMITH, Eric	g	6-10	5-7	1-0	0	2	2	2	18	1	4	0	0	18		
33	SLAWSON, RJ	g	3-7	0-2	4-6	3	3	6	3	10	0	2	1	1	28		
45	GEATHERS, Carlton	g	0-1	0-0	0-0	1	1	2	1	0	0	0	1	0	13		
Team						4			0			4					
Totals			22-55	7-26	12-20	12	21	33	21	63	13	16	7	5	200		

FG % 1st Half: 5-22 22.7% 2nd half: 17-33 51.5% Game: 22-55 40.0% Deadball Rebounds 4,2  
3FG % 1st Half: 1-8 12.5% 2nd half: 6-18 33.3% Game: 7-26 26.9%  
FT % 1st Half: 8-15 53.3% 2nd half: 4-5 80.0% Game: 12-20 60.0%

Officials: Bill Covington Jr., Ron Tyburski, Sean Casady  
Technical fouls: Tennessee State-None. South Carolina-None.  
Attendance: 9045  
Las Vegas Invitational

Score by periods	1st	2nd	Total	In	Off	2nd	Fast	Bench
Tennessee State	33	31	64	Points	Paint	T/O	Chance	Break
South Carolina	19	44	63	TSU	14	14	11	6
				SC	24	15	9	11

Last FG - TSU 2nd-03:17, SC 2nd-01:19. Score tied - 0 times.  
Largest lead - TSU by 22 2nd-14:49, SC by 4 1st-16:50. Lead changed - 3 times.

## GAME 4 - SOUTH CAROLINA 61, MISS VALLEY STATE 57 COLUMBIA, S.C. - NOV. 22, 2011

**COLUMBIA, S.C.** - The South Carolina Gamecocks (2-2) rallied for a 61-57 victory over Mississippi Valley State (0-4) on Tuesday night at Colonial Life Arena competing in the second game of the Continental Tire Las Vegas Invitational. Senior forward Malik Cooke led the Gamecocks with 18 points, and freshman guard Damien Leonard scored a career-high 16 points for the Gamecocks. Freshman forward Anthony Gill corralled a game-leading seven rebounds, and redshirt freshman Carlton Geathers blocked a career high three shots. Mississippi Valley State was led by junior guard Terrance Joyner with 22 points and senior forward Falando Jones who tallied 11 points in the contest. The Delta Devil's senior guard Cor-J Cox pulled down a game-leading seven rebounds. Senior center Paul Crosby and freshman guard Luca Pajkovic added six boards for MVSU.

After giving up the first basket to Mississippi Valley State, the Gamecocks went on a 23-7 run to start the game. Leonard led the charge during the Gamecocks' surge with 12 points on a 4-of-5 performance from behind the arc. The run gave the Gamecocks a 14-point lead, their largest of the game, at the 8:16 mark in the first half.

Mississippi Valley State found a rhythm and went on a run of their own. The Delta Devils outscored the Gamecocks 14 to 5 over the last 6:59 of the first half to pull within four points at the break. Geathers blocked Amos Studivant's jumper in the lane that would have tied the game at 28. Cooke was fouled on the subsequent rebound and knocked down two free throws with 21 seconds left in the half to give the Gamecocks a 30-26 advantage at the break.

Mississippi Valley State took the lead early coming out of the locker room on back-to-back transition layups to begin the second half by Kevin Burwell and Terrance Joyner. Joyner drew sophomore forward Damontre Harris' third foul and converted a three-point play that gave the Delta Devils a 31-30 lead, their first lead of the game since the opening basket.

South Carolina, who had begun to chip away at the MVSU lead since the 6:36 mark in the second half, then began a feverish comeback that was ignited by the Gamecocks defense. Sophomore forward R.J. Slawson stole the ball at midcourt due to the South Carolina press. Sophomore guard Eric Smith drained a three-pointer, which was assisted by Slawson on a crossover pass, to cut the lead to five at 48-53 with 3:19 remaining. South Carolina continued to apply the press and forced another turnover, which resulted in two Leonard free throws to bring the Gamecocks to within three. A third consecutive steal, this time on an inbounds pass created a Leonard fast break layup to cut the MVSU lead to one at 52-53.

Gill drew a charge on Crosby to give the Gamecocks a chance to take the lead. Slawson drained a jumper with just 2:00 minutes remaining to take the lead at 54-53. Cooke put back a Slawson miss to extend the Gamecocks' lead to three. Cooke collected a loose ball and hit two free throws to make the score 58-53 with 55.7 to go in the game.

The Delta Devils cut the Gamecocks' lead to one at a score of 58-57 on shots by Cox and freshman guard Brent Arrington with just 24 seconds remaining, but Cooke extended the Gamecock lead to 61-57 on two trips to the line.

### Official Basketball Box Score -- Game Totals -- Final Statistics Miss. Valley State vs South Carolina 11/22/11 7 p.m. at Columbia, S.C. (Colonial Life Arena)

#### Miss. Valley State 57 • 0-4

#	Player	Total			3-Ptr			Rebounds			PF	TP	A	TO	Blk	Stl	Min
		FG-FGA	FG-FGA	FT-FTA	FG-FGA	FG-FGA	FT-FTA	Off	Def	Tot							
12	STUDIVANT, Amos	f	1-3	0-0	1-4	0	2	2	4	3	0	1	0	0	22		
23	JONES, Falando	f	3-7	1-2	4-4	0	2	2	5	11	6	1	1	3	32		
32	CROSBY, Paul	c	2-7	0-1	1-1	2	4	6	3	5	0	4	2	1	32		
03	JOYNER, Terrence	g	8-13	4-5	2-4	0	1	1	5	22	2	3	1	2	37		
25	BURWELL, Kevin	g	2-7	1-4	0-0	1	1	2	3	5	3	1	0	0	35		
05	PAJKOVIC, Luka	g	0-0	0-0	0-0	0	0	0	0	0	0	0	0	0	1		
11	ARRINGTON, Brent	g	1-5	0-3	2-3	2	4	6	2	4	1	2	0	2	16		
21	COX, Cor-J	g	3-7	1-2	0-0	1	7	8	2	7	0	2	1	0	25		
Team						1			2			3					
Totals			20-49	7-17	10-16	7	23	30	24	57	12	14	5	8	200		

FG % 1st Half: 7-24 29.2% 2nd half: 13-25 52.0% Game: 20-49 40.8% Deadball Rebounds 2,2  
3FG % 1st Half: 4-11 36.4% 2nd half: 3-6 50.0% Game: 7-17 41.2%  
FT % 1st Half: 8-12 66.7% 2nd half: 2-4 50.0% Game: 10-16 62.5%

#### South Carolina 61 • 2-2

#	Player	Total			3-Ptr			Rebounds			PF	TP	A	TO	Blk	Stl	Min
		FG-FGA	FG-FGA	FT-FTA	FG-FGA	FG-FGA	FT-FTA	Off	Def	Tot							
13	GILL, Anthony	f	3-6	0-0	2-3	3	5	8	3	8	1	2	0	0	29		
15	COOKE, Malik	f	4-8	0-3	10-12	1	3	4	1	18	3	1	2	3	32		
24	HARRIS, Damontre	f	1-3	0-0	2-2	2	1	3	2	4	0	1	1	0	19		
05	SMITH, Eric	g	3-6	2-3	0-1	1	2	3	2	8	2	4	0	2	31		
32	LEONARD, Damien	g	5-12	4-9	2-2	0	3	3	2	16	0	3	0	1	32		
02	RICHARDSON, Brian	g	1-5	0-3	0-0	0	2	2	1	2	1	1	0	0	11		
30	JACKSON, Lakeem	g	0-2	0-0	1-3	2	1	3	1	1	0	1	0	0	19		
33	SLAWSON, RJ	g	2-6	0-0	0-2	1	2	3	4	4	2	0	1	1	16		
45	GEATHERS, Carlton	g	0-0	0-0	0-0	0	3	3	1	0	0	0	3	0	11		
Team						2			4								
Totals			19-48	6-18	17-25	12	24	36	17	61	9	13	7	7	200		

FG % 1st Half: 10-21 47.6% 2nd half: 9-27 33.3% Game: 19-48 39.6% Deadball Rebounds 2,1  
3FG % 1st Half: 5-10 50.0% 2nd half: 1-8 12.5% Game: 6-18 33.3%  
FT % 1st Half: 5-10 50.0% 2nd half: 12-15 80.0% Game: 17-25 68.0%

Officials: Alan Spainhour, Matt Potter, Tim Haddix  
Technical fouls: Miss. Valley State-None. South Carolina-None.  
Attendance: 6723  
Las Vegas Invitational

Score by periods	1st	2nd	Total	In	Off	2nd	Fast	Bench
Miss. Valley State	26	31	57	Points	Paint	T/O	Chance	Break
South Carolina	30	31	61	MVSU	18	15	3	8
				SC	22	17	14	13

Last FG - MVSU 2nd-00:24, SC 2nd-01:19. Score tied - 3 times.  
Largest lead - MVSU by 11 2nd-06:36, SC by 14 1st-08:16. Lead changed - 5 times.

**GAME 5 - SOUTH CAROLINA, 62, #1 NORTH CAROLINA 87**  
**LAS VEGAS, NEV. - NOV. 25, 2011**

**LAS VEGAS.** - The South Carolina men's basketball team (2-3) suffered an 87-62 loss to No. 1 North Carolina (5-0) on Friday in the Continental Tire Las Vegas Invitational, held at the Orleans Arena in Las Vegas. Sophomore forward RJ Slawson had an impressive game for South Carolina, posting career highs with 13 points, 14 rebounds and four blocks in the loss.

The Gamecocks had four reach double figures in the game, with freshman guard Damien Leonard leading the way with 15 points, followed by Slawson with 13, senior forward Malik Cooke with 12 and freshman forward Anthony Gill with 10. Slawson's 14 rebounds were a game high.

The top-ranked Tar Heels were led by Harrison Barnes with 21 points, while John Henson added 18 and P.J. Hairston tallied 19. Sophomore guard Kendall Marshall collected 14 assists and six steals.

North Carolina jumped out to a 27-10 lead midway through the first half, but sparked by Slawson's play, the Gamecocks battled back before halftime, where the Tar Heels would hold a 45-32 advantage.

Leonard hit two early 3s in the second half to pull Carolina within 11 at 51-40 with 16 minutes to go in the half.

The teams would trade buckets, but UNC would use a late run to push the final score to 87-62.

South Carolina shot 41.8 percent from the floor, hitting a season high nine 3s in the contest, paced by Leonard's season high five 3s.

**GAME 6 - SOUTH CAROLINA 60, SOUTHERN CALIFORNIA 63**  
**LAS VEGAS, NEV. - NOV. 16, 2011**

**LAS VEGAS.** - The South Carolina men's basketball team (2-4) suffered a 63-60 loss to Southern California (3-4) in the final round of the Continental Tire Las Vegas Invitational at the Orleans Arena on Saturday night in Las Vegas. Sophomore forward Damontre Harris led the Gamecocks with a season high 15 points, while the Trojans were paced by sophomore guard Maurice Jones with a game high 28 points.

Led by Harris' 15, three Gamecocks registered double-digit points, as senior forward Malik Cooke added 10 and sophomore guard Brian Richardson contributed a season high 12 points on 4-of-7 shooting from 3-point range. Harris collected a team high six rebounds. The Gamecocks were out-rebounded in the contest for the first time this season.

Jones led all scorers with 28 points, hitting a perfect 7-of-7 from beyond the arc, while adding two layups and three from the foul line. He played 39 minutes in the contest. Sophomore forward Dewayne Dedmon chipped in 15 points and junior forward Aaron Fuller led the Trojans with 10 rebounds.

A Richardson 3 gave South Carolina a 26-23 upperhand with just under four minutes remaining in the first half, but the Trojans would connect on three layups before halftime to hold a 30-26 advantage at the break.

Back-to-back layups by Harris and Cooke to open the second half knotted the score at 30-30 with 18:48 remaining.

The teams would trade baskets through the middle of the half, with neither team holding more than a five-point advantage. A 3 by Cooke with 8:39 remaining gave the Gamecocks a 48-44 edge, but Jones would bury three 3s over the next five minutes to give Southern California a 58-53 lead with 3:09 remaining.

The score stayed close during the final minutes of play. The Gamecocks found themselves down three with 43 seconds to go, but another clutch jumper by Cooke would pull Carolina within one at 60-61 with 33 seconds remaining.

A Gamecock foul would give Jones a one-and-one opportunity with 25 seconds to go. Jones scored both at the line and the Gamecocks were unable to connect on a 3 late in the set, as Southern California won 63-60.

**Official Basketball Box Score -- Game Totals -- Final Statistics**  
**SC vs NC**  
**11/25/11 7:00pm at The Orleans**

**SC 62 • 2-3**

#	Player	Total			3-Ptr			Rebounds			PF	TP	A	TO	Blk	Stl	Min	
		FG	FGA	FT	FTA	FG	FGA	FT	FTA	Off								Def
05	SMITH, Eric	* 2	6	2	5	0	0	0	0	0	0	1	6	3	3	0	0	27
13	GILL, Anthony	* 3	7	0	0	4	6	3	3	6	5	10	2	3	0	1	23	
15	COOKE, Malik	* 4	9	2	2	2	4	2	3	5	3	12	4	3	2	2	29	
24	HARRIS, Damontre	* 0	2	0	0	0	0	2	3	5	3	0	0	0	1	1	19	
32	LEONARD, Damien	* 5	12	5	11	0	0	0	1	1	3	15	0	5	0	0	36	
02	RICHARDSON, Brian	2	6	0	4	0	0	0	3	3	4	4	2	3	0	0	19	
30	JACKSON, Lakeem	1	2	0	0	0	0	0	2	2	0	2	1	4	0	0	13	
33	SLAWSON, RJ	6	10	0	1	1	2	4	10	14	4	13	0	4	4	1	31	
45	GEATHERS, Carlton	0	1	0	0	0	0	0	2	2	2	0	0	0	0	0	3	
Team								3	2	5								
Totals		23	55	9	23	7	12	14	29	43	25	62	12	25	7	5	200	

FG % 1st Half: 12-25 48.0% 2nd half: 11-30 36.7% Game: 23-55 41.8% Deadball Rebounds 3  
 3FG % 1st Half: 3-9 33.3% 2nd half: 6-14 42.9% Game: 9-23 39.1%  
 FT % 1st Half: 5-9 55.6% 2nd half: 2-3 66.7% Game: 7-12 58.3%

**NC 87 • 5-0**

#	Player	Total			3-Ptr			Rebounds			PF	TP	A	TO	Blk	Stl	Min
		FG	FGA	FT	FTA	FG	FGA	FT	FTA	Off							
01	Dexter Strickland	* 1	3	0	0	0	0	0	3	3	2	2	1	2	0	0	32
05	Kendall Marshall	* 2	3	0	0	0	0	0	2	2	1	4	14	1	0	6	32
31	John Henson	* 8	15	0	0	2	6	8	2	6	8	2	18	1	2	1	29
40	Harrison Barnes	* 6	10	2	3	7	10	2	3	5	2	21	0	3	0	1	24
44	Tyler Zeller	* 4	12	0	0	4	6	4	1	5	4	12	1	1	1	2	20
11	Stilman White	1	1	1	1	0	0	0	0	0	0	3	1	0	0	0	3
14	Desmond Hubert	0	0	0	0	0	0	0	0	0	0	0	0	0	0	0	1
15	P.J. Hairston	5	8	5	8	4	6	1	1	2	1	19	0	0	0	1	15
21	Jackson Simmons	0	0	0	0	0	0	0	1	0	0	0	0	1	0	0	1
22	David Dupont	0	1	0	1	0	0	0	0	0	0	0	0	0	0	0	1
24	Justin Watts	1	4	0	1	0	0	0	1	1	2	0	0	0	0	1	8
30	Patrick Crouch	0	0	0	0	0	0	0	0	0	0	0	1	0	0	0	1
34	Stewart Cooper	0	0	0	0	0	0	0	0	0	0	0	0	0	0	0	1
35	Reggie Bullock	0	4	0	2	0	0	3	2	5	0	0	3	0	0	0	13
43	James Michael McAdoo	3	6	0	0	0	2	6	0	1	2	6	0	0	1	0	19
Team								2	0	2							
Totals		31	67	8	16	17	30	15	20	35	15	87	22	10	3	11	200

FG % 1st Half: 16-35 45.7% 2nd half: 15-32 46.9% Game: 31-67 46.3% Deadball Rebounds 5  
 3FG % 1st Half: 3-7 42.9% 2nd half: 5-9 55.6% Game: 8-16 50.0%  
 FT % 1st Half: 10-15 66.7% 2nd half: 7-15 46.7% Game: 17-30 56.7%

Officials: Oneil, Stigliano, Schnur  
 Technical fouls: SC-RICHARDSON, Brian; COOKE, Malik. NC-None.  
 Attendance:

Score by periods	1st	2nd	Total
SC	32	30	62
NC	45	42	87

	In	Off	2nd	Fast	Bench
Points	20	8	16	0	19
SC	44	28	16	16	30
NC					

Last FG - SC 2nd-00:30, NC 2nd-00:52.  
 Largest lead - SC None, NC by 27 2nd-00:52.

Score tied - 0 times.  
 Lead changed - 0 times.

**Official Basketball Box Score -- Game Totals -- Final Statistics**  
**Southern Cal vs South Carolina**  
**11/26/11 4:30pm at The Orleans**

**Southern Cal 63 • 3-4**

#	Player	Total			3-Ptr			Rebounds			PF	TP	A	TO	Blk	Stl	Min
		FG	FGA	FT	FTA	FG	FGA	FT	FTA	Off							
02	ALLEN, G	* 1	4	0	3	0	0	0	1	1	1	1	2	3	0	0	32
10	Jones, Maurice	* 9	15	7	7	3	5	0	1	1	2	28	2	3	0	2	39
14	DEDMON, D	* 6	8	0	0	3	3	5	3	8	3	15	0	2	1	3	35
21	Fuller, Aaron	* 2	6	0	0	2	4	6	4	10	2	6	2	2	0	1	35
25	WESLEY, B	* 4	7	0	0	2	4	1	1	2	3	8	0	2	0	0	35
03	Moore, Alexis	0	2	0	0	0	0	0	1	1	1	0	0	1	0	0	13
24	Munoz, Daniel	0	1	0	0	0	0	1	0	1	0	0	0	0	0	0	0
31	Błaszczyk, James	0	1	0	0	0	0	0	2	2	0	0	0	0	0	0	5
33	JACKSON, G	2	4	0	1	0	0	0	1	1	1	4	0	0	0	0	6
Team								1	0	1							
Totals		24	48	7	11	8	12	14	14	28	13	63	7	10	1	6	200

FG % 1st Half: 12-28 42.9% 2nd half: 12-20 60.0% Game: 24-48 50.0% Deadball Rebounds 2  
 3FG % 1st Half: 2-5 40.0% 2nd half: 5-6 83.3% Game: 7-11 63.6%  
 FT % 1st Half: 4-6 66.7% 2nd half: 4-6 66.7% Game: 8-12 66.7%

**South Carolina 60 • 2-4**

#	Player	Total			3-Ptr			Rebounds			PF	TP	A	TO	Blk	Stl	Min
		FG	FGA	FT	FTA	FG	FGA	FT	FTA	Off							
05	SMITH, Eric	* 1	1	1	1	0	0	0	0	0	4	3	1	3	0	1	20
13	GILL, Anthony	* 2	3	0	0	3	3	2	0	2	2	7	2	0	0	2	18
15	COOKE, Malik	* 4	5	1	2	1	1	0	2	2	2	10	0	3	0	1	30
24	HARRIS, Damontre	* 7	11	0	0	1	1	3	3	6	1	15	0	0	2	0	30
32	LEONARD, Damien	* 0	6	0	4	0	0	0	0	0	2	0	0	1	0	0	23
02	RICHARDSON, Brian	4	9	4	7	0	0	2	2	2	12	1	2	0	0	0	27
30	JACKSON, Lakeem	1	1	0	0	2	0	0	1	1	1	4	4	3	1	0	20
33	SLAWSON, RJ	3	6	2	3	1	1	0	3	3	1	9	2	1	1	0	29
45	GEATHERS, Carlton	0	0	0	0	0	0	0	0	0	1	0	0	0	0	0	3
Team								1	1	2							
Totals		22	42	8	17	8	8	6	12	18	16	60	10	13	4	4	200

FG % 1st Half: 10-22 45.5% 2nd half: 12-20 60.0% Game: 22-42 52.4% Deadball Rebounds 0  
 3FG % 1st Half: 4-10 40.0% 2nd half: 4-7 57.1% Game: 8-17 47.1%  
 FT % 1st Half: 2-2 100.0% 2nd half: 6-6 100.0% Game: 8-8 100.0%

Officials: Darren George, Jeb Hartness, Mark Schur  
 Technical fouls: Southern Cal-None. South Carolina-None.  
 Attendance:

Score by periods	1st	2nd	Total
Southern Cal	30	33	63
USC	26	34	60

	In	Off	2nd	Fast	Bench
Points	26	18	17	4	4
SC	24	12	9	2	25
USC					

Last FG - USC 2nd-00:43, SC 2nd-00:33.  
 Largest lead - USC by 5 2nd-16:52, SC by 4 1st-09:48.

Score tied - 9 times.  
 Lead changed - 9 times.



**GAME 7 - SOUTH CAROLINA 67, PROVIDENCE 76**  
**COLUMBIA, S.C. - DEC. 1, 2011**

**COLUMBIA, S.C.** - Despite a late rally, South Carolina (2-5) could not overcome a 14-point deficit and suffered a 76-67 defeat to Providence (6-2) at Colonial Life Arena on Thursday night as a part of the Big East/SEC Challenge. Senior forward Malik Cooke led the Gamecock offense, shooting 8-of-12 from the field and scoring a season-high 21 points. Sophomore guard Eric Smith also added 16 points.

Sophomore forward R.J. Slawson's eight rebounds paced South Carolina in holding a 40-34 advantage in the rebounding category, and freshman forward Carlton Geathers tied a career-high with three blocks on the night.

The Friars found themselves with a 15-8 lead as the game crossed the 11:00 mark in the first half, but a 3-point basket from Cooke from the top of the key and a tough layup brought the Gamecocks to within two at the halfway point of the first half. Providence would maintain the lead though near the end of the half and went into the break leading the game 34-27.

Carolina would fight back in the second half with a 7-0 run started by a Lakeem Jackson dunk with 11:50 left to play. Cooke would follow with two free throws and sophomore guard Brian Richardson capped off the run with a three-point play to make the game 51-47 Friars with 8:58 left to go.

Providence answered with a pair of free throws by Gerard Coleman and staved off the Gamecock rally to open their lead back up to 10 with five and a half minutes left.

South Carolina staged a late comeback as Cooke hit his third 3 of the night and sophomore Bruce Ellington finished off an acrobatic layup with 3:34 remaining. Cooke would hit another jumper to cut the Friar lead to seven, but Providence would answer with solid free throw shooting to close out the game.

**GAME 8 - SOUTH CAROLINA 58, CLEMSON 55**  
**CLEMSON, S.C. - DEC. 4, 2011**

**CLEMSON, S.C.** - Malik Cooke hit two free throws with 6.7 seconds remaining to seal a 58-55 South Carolina victory over Clemson on Sunday at Littlejohn Coliseum. The Gamecocks improve to 3-5 on the year, while Clemson falls to 4-3. The victory was South Carolina's first at Clemson since the 2003 campaign, while it was Carolina's second straight victory over the Tigers.

Sophomore forward Damontre Harris contributed 10 points, six rebounds and a career-high five blocks to pace the Gamecocks, and Cooke sealed the win with two free throws in the final seven seconds en route to six points, eight rebounds and four steals in the game. In just his second game back with the basketball team, sophomore guard Bruce Ellington contributed nine points, including two key free throws with 13 seconds remaining.

Both teams traded baskets to start the contest before Clemson extended its lead to 22-16 with 8:31 remaining in the opening half. Sophomore guard Eric Smith responded for Carolina with a driving layup, but Clemson's Andre Young connected on a 3 for a 25-18 Tiger advantage with 5:44 on the clock.

Both team's had their offensive chances the remainder of the half. Young hit a layup, and a 3 by Tanner Smith pushed the Tiger lead to 35-25 with just seconds remaining before halftime, but Ellington stepped to the 3-point line and hit a jumper with 1.9 seconds on the clock to pull the Gamecocks within seven at the break, 35-28.

Both teams started slow on the offensive end to open the second half. Junior forward Lakeem Jackson hit a bank shot with 18:42 on the clock and Cooke connected on a jumper 30 seconds later, as the Tiger lead was just three points at the 16-minute mark.

A putback by Harris with 4:36 on the clock knotted the score at 47-47, before a layup by freshman forward Anthony Gill with just over three minutes remaining gave the Gamecocks a 49-47 advantage.

Clemson responded to tie the score at 49 before Gill gave the Gamecocks a 52-49 advantage on a 3 from the wing with 1:19 on the clock.

Clemson's Devin Booker made two free throws to pull within one at 52-51 with 58.1 on the clock, before Smith hit a crucial shot for the Gamecocks, connecting on a jumper assisted by Ellington with 25.9 seconds remaining, pushing the Carolina advantage to 54-51.

Ellington and Cooke both connected on free throw opportunities down the stretch, and Clemson's Smith was unable to tie the score on three free throw attempts, as the Gamecock earned the 58-55 victory.

**Official Basketball Box Score -- Game Totals -- Final Statistics**  
**Providence College vs South Carolina**  
**12/1/11 7 p.m. at Columbia, S.C. (Colonial Life Arena)**

**Providence College 76 • 6-2**

#	Player	Total			3-Ptr			Rebounds			PF	TP	A TO	Blk	Stl	Min
		FG-FGA	FG-FGA	FT-FTA	FG-FGA	FG-FGA	FT-FTA	Off	Def	Tot						
23	HENTON, LaDontae	f	6-9	3-3	3-3	3	5	8	1	18	2	2	0	0	40	
34	GIPLAYE, Ron	f	0-2	0-0	1-2	0	3	3	3	1	0	0	2	0	13	
01	COLEMAN, Gerard	g	4-9	0-1	10-13	0	4	4	0	18	4	3	0	1	40	
11	COTTON, Bryce	g	3-8	2-4	5-5	2	4	6	2	13	4	3	0	1	39	
32	COUNCIL, Vincent	g	7-14	1-3	1-2	0	0	0	2	16	6	5	1	2	39	
13	KOFANE, Brice	g	0-1	0-0	0-0	0	2	2	1	0	0	0	0	0	5	
21	GOLDSBROUGH, Lee	g	0-0	0-0	0-0	0	0	0	0	0	0	0	0	0	2	
42	DIXON, Bilal	g	4-7	0-0	2-2	2	5	7	1	10	0	2	7	0	22	
<b>Team</b>						0	4	4								
<b>Totals</b>			24-50	6-11	22-27	7	27	34	10	76	16	15	10	4	200	

FG % 1st Half: 13-28 46.4% 2nd half: 11-22 50.0% Game: 24-50 48.0%  
 3FG % 1st Half: 3-5 60.0% 2nd half: 3-6 50.0% Game: 6-11 54.5%  
 FT % 1st Half: 5-7 71.4% 2nd half: 17-20 85.0% Game: 22-27 81.5%

Deadball Rebounds  
2

**South Carolina 67 • 2-5**

#	Player	Total			3-Ptr			Rebounds			PF	TP	A TO	Blk	Stl	Min
		FG-FGA	FG-FGA	FT-FTA	FG-FGA	FG-FGA	FT-FTA	Off	Def	Tot						
13	GILL, Anthony	f	3-6	0-0	1-1	2	1	3	0	7	2	1	0	0	17	
15	COOKE, Malik	f	8-12	3-5	2-2	2	1	3	2	21	3	4	2	4	33	
24	HARRIS, Damontre	f	0-1	0-0	0-0	1	1	2	1	0	0	0	1	0	15	
05	SMITH, Eric	g	6-13	3-8	1-2	1	2	3	2	16	1	0	0	2	28	
32	LEONARD, Damien	g	0-5	0-5	0-0	0	2	2	1	0	0	1	0	0	9	
02	RICHARDSON, Brian	g	2-12	0-6	1-1	2	2	4	3	5	0	0	0	0	17	
23	ELLINGTON, Bruce	g	3-11	0-4	0-0	1	1	2	3	6	1	2	0	0	27	
30	JACKSON, Lakeem	g	2-4	0-1	0-0	5	1	6	2	4	1	2	0	1	24	
33	SLAWSON, RJ	g	2-8	0-1	4-4	4	4	8	4	8	1	2	1	2	22	
45	GEATHERS, Carlton	g	0-0	0-0	0-0	0	3	3	1	0	0	1	3	0	8	
<b>Team</b>						2	2	4								
<b>Totals</b>			26-72	6-30	9-10	20	20	40	19	67	9	13	7	9	200	

FG % 1st Half: 12-39 30.8% 2nd half: 14-33 42.4% Game: 26-72 36.1%  
 3FG % 1st Half: 2-14 14.3% 2nd half: 4-16 25.0% Game: 6-30 20.0%  
 FT % 1st Half: 1-2 50.0% 2nd half: 8-8 100.0% Game: 9-10 90.0%

Deadball Rebounds  
1

Officials: Doug Simmons, Karl Hess, Mike Roberts  
 Technical fouls: Providence College-None. South Carolina-None.  
 Attendance: 7476  
 Big East/SEC Challenge

Score by periods	1st	2nd	Total
Providence College	34	42	76
South Carolina	27	40	67

In	Off	2nd	Fast	Bench
Points	Paint	T/O	Chance	Break
PC	34	19	11	16
SC	36	14	21	4

Last FG - PC 2nd-01:36, SC 2nd-00:35.  
 Largest lead - PC by 14 2nd-04:04, SC by 2 1st-19:09.

Score tied - 1 time.  
 Lead changed - 1 time.

**Official Basketball Box Score -- Game Totals -- Final Statistics**  
**South Carolina vs Clemson**  
**12/4/11 3:30 PM at Clemson, SC (Littlejohn Coliseum)**

**South Carolina 58 • 3-5**

#	Player	Total			3-Ptr			Rebounds			PF	TP	A TO	Blk	Stl	Min
		FG-FGA	FG-FGA	FT-FTA	FG-FGA	FG-FGA	FT-FTA	Off	Def	Tot						
13	GILL, Anthony	f	3-7	2-3	2-4	0	6	6	4	10	0	0	0	0	24	
15	COOKE, Malik	f	2-10	0-2	2-4	5	3	8	2	6	1	1	0	4	35	
24	HARRIS, Damontre	f	4-9	0-0	2-2	3	3	6	2	10	0	1	5	1	35	
30	JACKSON, Lakeem	f	4-5	0-1	0-1	1	3	4	1	8	2	2	0	0	25	
05	SMITH, Eric	g	2-3	0-1	0-0	0	2	2	2	4	3	1	0	0	22	
02	RICHARDSON, Brian	g	3-4	2-3	1-2	1	2	3	0	9	0	0	0	0	22	
23	ELLINGTON, Bruce	g	2-8	1-4	4-4	0	0	0	3	9	2	2	0	1	23	
32	LEONARD, Damien	g	1-3	0-1	0-0	0	0	0	0	2	0	0	0	0	5	
33	SLAWSON, RJ	g	0-0	0-0	0-0	0	1	1	2	0	0	0	0	0	6	
45	GEATHERS, Carlton	g	0-1	0-0	0-0	0	0	0	0	0	0	0	0	0	3	
<b>Team</b>						0	3	3								
<b>Totals</b>			21-50	5-15	11-17	10	23	33	16	58	8	8	5	6	200	

FG % 1st Half: 12-26 46.2% 2nd half: 9-24 37.5% Game: 21-50 42.0%  
 3FG % 1st Half: 4-10 40.0% 2nd half: 1-5 20.0% Game: 5-15 33.3%  
 FT % 1st Half: 0-0 0.0% 2nd half: 11-17 64.7% Game: 11-17 64.7%

Deadball Rebounds  
3

**Clemson 55 • 4-3**

#	Player	Total			3-Ptr			Rebounds			PF	TP	A TO	Blk	Stl	Min
		FG-FGA	FG-FGA	FT-FTA	FG-FGA	FG-FGA	FT-FTA	Off	Def	Tot						
24	Jennings, Milton	f	3-8	0-1	1-2	2	2	4	1	7	1	5	0	0	31	
31	Booker, Devin	f	2-7	0-0	2-2	4	5	9	2	6	2	2	0	1	31	
04	Hall, Rod	g	2-2	1-1	1-2	0	0	0	5	6	3	0	0	0	34	
05	Smith, Tanner	g	2-7	2-5	6-7	0	6	6	1	12	5	0	0	1	36	
11	Young, Andre	g	3-11	2-9	0-0	2	5	7	1	8	2	0	0	0	35	
01	Sapp, T.J.	g	1-3	0-1	0-0	0	0	0	1	2	0	1	0	1	12	
10	Baciu, Catalin	g	4-4	0-0	2-3	1	2	3	2	10	0	0	1	0	9	
21	Narcisse, Bryan	g	2-8	0-1	0-0	2	0	2	1	4	0	2	0	0	8	
22	Sullivan, Bernard	g	0-0	0-0	0-0	0	1	1	0	0	0	0	0	0	2	
32	McDaniels, K.J.	g	0-0	0-0	0-0	0	0	0	0	0	0	0	0	0	2	
<b>Team</b>						0	1	1								
<b>Totals</b>			19-50	5-18	12-16	11	22	33	15	55	13	11	1	3	200	

FG % 1st Half: 12-26 46.2% 2nd half: 7-24 29.2% Game: 19-50 38.0%  
 3FG % 1st Half: 5-11 45.5% 2nd half: 0-7 0.0% Game: 5-18 27.8%  
 FT % 1st Half: 6-9 66.7% 2nd half: 6-7 85.7% Game: 12-16 75.0%

Deadball Rebounds  
1

Officials: Roger Ayers, Tony Greene, Gary Maxwell  
 Technical fouls: South Carolina-None. Clemson-None.  
 Attendance: 7238

Score by periods	1st	2nd	Total
South Carolina	28	30	58
Clemson	35	20	55

In	Off	2nd	Fast	Bench
Points	Paint	T/O	Chance	Break
SC	26	13	9	0
CU	22	9	8	4

Last FG - SC 2nd-00:29, CU 2nd-00:17.  
 Largest lead - SC by 5 1st-17:48, CU by 10 1st-00:24.

Score tied - 4 times.  
 Lead changed - 8 times.

## GAME 9 - SOUTH CAROLINA, 66, PRESBYTERIAN 58 COLUMBIA, S.C. - DEC. 13, 2011

**COLUMBIA, S.C.** - Bruce Ellington tallied a season high 15 points to lead South Carolina (4-5) to its second straight win with a 66-58 victory over Presbyterian (4-5) Tuesday night at the Colonial Life Arena.

Ellington, who has increased his scoring output in all three games that he has played since returning to the team, also hit his season high marks with three assists and a steal. Malik Cooke was nearly perfect in his 14-point night, going 5-for-7 from the field and 3-for-3 from the charity stripe. He also made his lone attempt from 3-point range.

Freshman Anthony Gill put together a 10-point, 8-rebound effort, and sophomore Damontre Harris matched his career high with five blocks in the game.

After beginning the night cold from the field and falling behind 20-10 midway through the first half, South Carolina used a 12-0 run over a two-minute period in the second half to turn the tide.

Trailing 30-28, Ellington's free throw on the backend of a three-point play with 15:37 remaining in the game gave the Gamecocks their first lead of the game at 31-30. Brian Richardson added two on Carolina's next possession, and Cooke finished a reverse layup in transition to push the lead to 35-30.

Following a timeout, Cooke responded with five more unanswered points to give the Gamecocks a double-digit lead before the Blue Hose ended the bleeding with a bucket with 13:41 remaining in the game.

Presbyterian was unable to pull within four points for the remainder of the contest with South Carolina swelling its lead to as many as 14 points. The Gamecocks shot 70.4 percent from the field in the second half after only hitting 7-of-29 shots in the first half.

## GAME 10 - SOUTH CAROLINA 66, #2 OHIO STATE 74 COLUMBIA, S.C. - DEC. 17, 2011

**COLUMBIA, S.C.** - South Carolina gave No. 2/2 Ohio State a scare, but the Buckeyes were able to hold on late for a 74-66 win Saturday afternoon at Colonial Life Arena. Ohio State improves to 10-1, and South Carolina falls to 4-6.

Ohio State's Deshaun Thomas posted a career-high 30 points in the absence of Jared Sullinger to lead the Buckeyes to their smallest margin of victory against an unranked opponent. William Buford added 17 points, and Lenzelle Smith Jr. had nine points and nine rebounds for the Buckeyes.

Malik Cooke hit a season-high 21 points and added three assists and two steals for South Carolina. Anthony Gill contributed 11 points and a team-high four rebounds.

Ohio State only got six minutes out of Sullinger, the Preseason Player of the Year who left the court in the first half after injuring his foot. The sophomore had three points, two rebounds and a block before leaving the building on crutches.

The Gamecocks took a 33-29 lead into the half courtesy of Cooke's 10 points and an all-around effort that saw eight players score in the half. The Buckeyes jumped out to a seven-point lead midway through the opening half before the Gamecocks evened the score at 22 with a 3-pointer by Eric Smith with five minutes remaining in the period.

South Carolina took its first lead at 27-26 when Damien Leonard popped a 3-pointer from the baseline, and the team solidified the halftime advantage with Damontre Harris and Cooke scoring the final four points of the half.

Two minutes into the second half, Cooke left the game with an injury, and the Buckeyes took advantage with a 17-6 run to reclaim the lead and momentum before Cooke returned with 12 minutes to go in the game.

Ohio State pushed its advantage to as many as 13 points in the final five minutes before the Gamecocks fought back in the closing minutes. Trailing 73-66 with 32 seconds remaining, South Carolina had an opportunity to turn it into a two-possession game, but Ohio State forced a turnover and hit a free throw to seal the victory.

### Official Basketball Box Score -- Game Totals -- Final Statistics Presbyterian vs South Carolina 12/13/11 7 p.m. at Columbia, S.C. (Colonial Life Arena)

**Presbyterian 58 • 4-5**

#	Player	Total		3-Ptr		Rebounds			PF	TP	A	TO	Blk	Stl	Min
		FG-FGA	FG-FGA	FT-FTA	Off	Def	Tot								
34	COLEMAN, Al'Lonzo	f	4-9	0-0	2-4	1	5	6	5	10	3	3	0	1	31
44	REYNOLDS, Jay	f	4-7	0-0	1-2	3	1	4	1	9	0	2	0	0	32
11	JOHNSON, Josh	g	4-8	3-7	2-2	0	5	5	1	13	1	0	1	1	33
24	MUTAKABBIR, Khalid	g	6-11	3-4	0-0	0	2	2	4	15	1	3	0	1	37
33	WASHINGTON, Eric	g	0-3	0-2	2-2	2	3	5	1	2	6	6	0	0	23
01	CLYBURN, Joshua	g	0-0	0-0	0-0	0	0	0	1	0	1	2	0	0	11
02	DEIHL, Tyler	g	0-0	0-0	0-0	0	0	0	0	0	0	0	0	0	1
03	MILLER, Pierre	g	3-6	1-4	1-1	0	0	0	0	8	1	2	0	0	23
05	HARGRAVE, Ryan	g	0-1	0-1	0-0	0	0	0	0	0	0	0	0	0	3
13	TRUSS, William	g	0-0	0-0	0-0	0	0	0	0	0	0	0	0	0	3
20	McTAVISH, Ryan	g	0-0	0-0	1-2	0	0	0	0	1	0	0	1	0	3
	<b>Team</b>					1	1	2							
	<b>Totals</b>		21-45	7-18	9-13	7	17	24	13	58	13	18	2	3	200

FG % 1st Half: 10-20 50.0% 2nd half: 11-25 44.0% Game: 21-45 46.7%  
3FG % 1st Half: 5-10 50.0% 2nd half: 2-8 25.0% Game: 7-18 38.9%  
FT % 1st Half: 0-0 0.0% 2nd half: 9-13 69.2% Game: 9-13 69.2%

Deadball Rebounds 0,2

**South Carolina 66 • 4-5**

#	Player	Total		3-Ptr		Rebounds			PF	TP	A	TO	Blk	Stl	Min
		FG-FGA	FG-FGA	FT-FTA	Off	Def	Tot								
13	GILL, Anthony	f	3-6	1-1	3-3	4	4	8	2	10	2	5	0	0	33
15	COOKE, Malik	f	5-7	1-1	3-3	1	3	4	1	14	2	1	0	2	27
24	HARRIS, Damontre	f	4-6	0-0	1-1	0	3	3	4	9	2	1	5	0	26
05	SMITH, Eric	g	0-4	0-1	0-0	0	3	3	1	0	2	0	0	0	19
30	JACKSON, Lakeem	g	3-4	0-0	0-0	1	1	2	0	6	3	0	0	2	20
01	WILLIAMS, Brenton	g	0-3	0-2	0-0	0	0	0	0	0	0	0	0	0	5
02	RICHARDSON, Brian	g	1-4	0-1	0-0	1	2	3	1	2	0	2	0	2	14
23	ELLINGTON, Bruce	g	6-14	1-3	2-4	2	1	3	1	15	3	2	0	1	25
32	LEONARD, Damien	g	3-5	2-2	0-0	0	0	0	2	8	0	2	0	0	10
33	SLAWSON, RJ	g	1-3	0-0	0-0	1	3	4	2	2	0	0	2	0	17
45	GEATHERS, Carlton	g	0-0	0-0	0-0	0	1	1	1	0	0	0	0	0	4
	<b>Team</b>					2	0	2							
	<b>Totals</b>		26-56	5-11	9-11	12	21	33	15	66	14	13	7	7	200

FG % 1st Half: 7-29 24.1% 2nd half: 19-27 70.4% Game: 26-56 46.4%  
3FG % 1st Half: 1-5 20.0% 2nd half: 4-6 66.7% Game: 5-11 45.5%  
FT % 1st Half: 4-4 100.0 2nd half: 5-7 71.4% Game: 9-11 81.8%

Deadball Rebounds 1

Officials: John Cahill, J.B. Caldwell, Mike Kitts  
Technical fouls: Presbyterian-None. South Carolina-None.  
Attendance: 7003

Score by periods	1st			2nd			Total	In	Off	2nd	Fast	Bench
	Points	Paint	T/O	Points	Paint	T/O						
Presbyterian	25	33	58	26	10	10	4	9				
South Carolina	19	47	66	34	20	12	19	27				

Last FG - PRESB 2nd-02:53, SC 2nd-02:16. Score tied - 1 time.  
Largest lead - PRESB by 10 1st-07:11, SC by 14 2nd-07:07. Lead changed - 1 time.

### Official Basketball Box Score -- Game Totals -- Final Statistics Ohio State vs South Carolina 12/17/11 12 p.m. at Columbia, S.C. (Colonial Life Arena)

**Ohio State 74 • 10-1**

#	Player	Total		3-Ptr		Rebounds			PF	TP	A	TO	Blk	Stl	Min
		FG-FGA	FG-FGA	FT-FTA	Off	Def	Tot								
00	Sullinger, Jared	f	1-2	0-0	1-1	1	1	2	1	3	0	1	1	0	6
01	Thomas, Deshaun	f	13-16	2-5	2-3	5	1	6	2	30	3	5	0	0	40
04	Craft, Aaron	g	1-3	0-1	2-5	1	2	3	3	4	4	1	0	2	38
32	Smith Jr., Lenzelle	g	2-6	1-1	4-4	4	5	9	3	9	3	3	0	0	33
44	Buford, William	g	5-14	2-6	5-5	0	5	5	2	17	5	1	0	2	40
02	Sibert, Jordan	g	0-2	0-2	0-0	0	1	1	0	0	1	0	0	1	7
03	Scott, Shannon	g	0-0	0-0	0-0	0	0	0	1	0	0	0	0	0	2
12	Thompson, Sam	g	0-0	0-0	0-0	0	0	0	0	0	0	0	0	0	1
23	Williams, Amir	g	3-5	0-0	0-0	1	3	4	3	6	0	2	0	2	15
30	Ravenel, Evan	g	2-5	0-0	1-2	2	1	3	4	5	0	2	0	2	18
	<b>Team</b>					0	0	0							
	<b>Totals</b>		27-53	5-15	15-20	14	19	33	19	74	16	13	3	7	200

FG % 1st Half: 12-26 46.2% 2nd half: 15-27 55.6% Game: 27-53 50.9%  
3FG % 1st Half: 1-7 14.3% 2nd half: 4-8 50.0% Game: 5-15 33.3%  
FT % 1st Half: 4-5 80.0% 2nd half: 11-15 73.3% Game: 15-20 75.0%

Deadball Rebounds 4

**South Carolina 66 • 4-6**

#	Player	Total		3-Ptr		Rebounds			PF	TP	A	TO	Blk	Stl	Min
		FG-FGA	FG-FGA	FT-FTA	Off	Def	Tot								
13	GILL, Anthony	f	4-6	0-0	3-3	2	2	4	2	11	2	4	1	0	18
15	COOKE, Malik	f	6-10	0-1	9-10	2	2	4	2	21	3	2	1	2	31
24	HARRIS, Damontre	f	2-4	0-0	0-0	0	2	2	0	4	1	0	0	1	28
05	SMITH, Eric	g	2-5	1-2	0-0	1	0	1	0	5	1	2	0	0	23
30	JACKSON, Lakeem	g	3-7	0-0	0-1	1	1	2	4	6	0	1	0	0	28
02	RICHARDSON, Brian	g	0-1	0-0	0-0	0	0	0	0	0	1	1	0	0	3
23	ELLINGTON, Bruce	g	3-8	2-5	0-0	0	1	1	4	8	1	1	1	0	23
32	LEONARD, Damien	g	2-6	2-6	1-2	1	2	3	3	7	0	2	0	0	22
33	SLAWSON, RJ	g	1-2	1-2	0-0	0	0	0	3	3	0	1	0	0	16
45	GEATHERS, Carlton	g	0-0	0-0	1-2	1	2	3	0	1	0	0	1	0	8
	<b>Team</b>					0	0	0							
	<b>Totals</b>		23-49	6-16	14-18	8	12	20	18	66	9	14	4	3	200

FG % 1st Half: 13-24 54.2% 2nd half: 10-25 40.0% Game: 23-49 46.9%  
3FG % 1st Half: 4-7 57.1% 2nd half: 2-9 22.2% Game: 6-16 37.5%  
FT % 1st Half: 3-5 60.0% 2nd half: 11-13 84.6% Game: 14-18 77.8%

Deadball Rebounds 3,1

Officials: Tony Greene, Mike Eades, Mark Whitehead  
Technical fouls: Ohio State-Williams,Amir. South Carolina-None.  
Attendance: 13654

Score by periods	1st			2nd			Total	In	Off	2nd	Fast	Bench
	Points	Paint	T/O	Points	Paint	T/O						
Ohio State	29	45	74	38	15	19	8	11				
South Carolina	33	33	66	28	17	12	4	19				

Last FG - OSU 2nd-00:49, SC 2nd-00:35. Score tied - 5 times.  
Largest lead - OSU by 13 2nd-04:46, SC by 6 2nd-18:33. Lead changed - 6 times.

**GAME 11 - SOUTH CAROLINA 62, SE LOUISIANA 43**  
**COLUMBIA, S.C. - DEC. 21, 2011**

**COLUMBIA, S.C.** - South Carolina (5-6) coasted to a 62-43 victory over Southeastern Louisiana (5-5) Wednesday night in the final match before the Christmas holiday behind 14-point efforts from Malik Cooke and Anthony Gill.

Gill's 14 points matched his career high on what was a balanced scoring night for the Gamecocks. Cooke added three assists, two blocks and a season high four steals to his 14 points in another solid outing for the lone senior.

It was a strong defensive outing for South Carolina with season best marks of 11 steals and 26 forced turnovers. The 43 points scored by Southeastern Louisiana was a season-low for the Lions, who never led in the contest.

Leading 14-13, South Carolina closed out the first half on an 11-0 run in a nine-minute span and increased the lead with another 11-0 run over a two-minute span to push the score to 38-19.

The Gamecocks pushed their lead to as many as 25 points to coast to the victory. The Lions never came closer than 12 points in the final 10 minutes of the game.

**Official Basketball Box Score -- Game Totals -- Final Statistics**  
**SE Louisiana vs South Carolina**  
**12/21/11 7 p.m. at Columbia, S.C. (Colonial Life Arena)**

**SE Louisiana 43 • 5-5**

##	Player	Total			3-Ptr			Rebounds			PF	TP	A	TO	Blk	Stl	Min
		FG-FGA	FG-FGA	FT-FTA	FG-FGA	FG-FGA	FT-FTA	Off	Def	Tot							
11	Benton, Antonnio	f	0-0	0-0	0-0	0	0	0	0	0	0	1	0	0	0	4	
21	Bailey, Elgin	c	5-8	0-0	5-8	3	3	6	4	15	1	4	2	0	0	24	
12	Populist, Daron	g	1-5	1-4	0-0	0	0	0	0	3	1	3	0	0	0	28	
20	Patterson, DeShawn	g	0-4	0-2	0-0	0	0	0	1	0	1	3	0	1	0	23	
33	Ochie, Onochie	g	1-4	0-2	0-0	0	1	1	4	2	1	1	1	0	0	14	
01	Nelson, Todd		4-11	4-9	0-0	1	2	3	1	12	2	3	1	0	0	28	
04	Ross, Donovan		0-0	0-0	0-0	0	1	1	0	0	0	1	0	0	0	8	
10	Johnson, Roosevelt		1-2	0-0	0-2	2	3	5	4	2	0	2	0	1	0	21	
22	Campbell, Jeremy		2-5	0-1	0-1	0	3	3	2	4	2	4	0	1	0	21	
25	Petrovic, Jan		0-2	0-2	0-0	4	5	9	1	0	0	3	1	0	0	23	
32	Cooper, Quin		1-2	1-2	2-2	0	0	0	0	5	1	0	0	0	0	6	
	Team					5	2	7				1					
	Totals		15-43	6-22	7-13	15	20	35	17	43	9	26	5	3	0	200	

FG % 1st Half: 7-23 30.4% 2nd half: 8-20 40.0% Game: 15-43 34.9% Deadball Rebounds 2,2  
 3FG % 1st Half: 2-10 20.0% 2nd half: 4-12 33.3% Game: 6-22 27.3%  
 FT % 1st Half: 0-4 0.0% 2nd half: 7-9 77.8% Game: 7-13 53.8%

**South Carolina 62 • 5-6**

##	Player	Total			3-Ptr			Rebounds			PF	TP	A	TO	Blk	Stl	Min
		FG-FGA	FG-FGA	FT-FTA	FG-FGA	FG-FGA	FT-FTA	Off	Def	Tot							
13	GILL, Anthony	f	4-9	2-2	4-6	2	3	5	0	14	1	1	1	1	0	27	
15	COOKE, Malik	f	3-8	1-2	7-8	1	2	3	2	14	3	2	2	4	0	32	
24	HARRIS, Damontre	f	1-2	0-0	1-2	3	4	7	4	3	0	2	1	2	0	22	
30	JACKSON, Lakeem	f	3-8	0-0	0-0	3	3	6	1	6	2	0	0	2	0	22	
05	SMITH, Eric	g	2-4	1-2	2-4	0	0	0	0	7	1	0	0	2	0	19	
01	WILLIAMS, Brenton		1-3	0-1	0-0	0	0	0	0	2	0	0	0	0	0	12	
02	RICHARDSON, Brian		0-1	0-1	0-0	0	0	0	2	0	1	0	0	0	0	8	
23	ELLINGTON, Bruce		1-7	0-3	0-0	0	2	2	2	2	1	2	0	0	0	21	
32	LEONARD, Damien		3-6	2-5	0-2	0	2	2	0	8	0	0	0	0	0	14	
33	SLAWSON, RJ		1-4	0-2	0-0	1	0	1	5	2	0	2	0	0	0	12	
45	GEATHERS, Carlton		1-3	0-0	2-2	4	0	4	2	4	0	1	0	0	0	11	
	Team					3	1	4									
	Totals		20-55	6-18	16-24	17	17	34	18	62	9	10	4	11	0	200	

FG % 1st Half: 7-26 26.9% 2nd half: 13-29 44.8% Game: 20-55 36.4% Deadball Rebounds 4  
 3FG % 1st Half: 1-7 14.3% 2nd half: 5-11 45.5% Game: 6-18 33.3%  
 FT % 1st Half: 10-18 55.6% 2nd half: 6-6 100.0% Game: 16-24 66.7%

Officials: Gary Maxwell, Michael Stephens, Ron Groover  
 Technical fouls: SE Louisiana-TEAM. South Carolina-None.  
 Attendance: 7972

Score by periods	1st	2nd	Total
SE Louisiana	16	27	43
South Carolina	25	37	62

Points	In	Off	2nd	Fast	Bench
SE Louisiana	16	6	10	3	23
South Carolina	22	30	15	3	18

Last FG - SLU 2nd-00:25, SC 2nd-01:21.  
 Largest lead - SLU None, SC by 25 2nd-01:21.

Score tied - 0 times.  
 Lead changed - 0 times.

**GAME 12 - SOUTH CAROLINA 57, WOFFORD 45**  
**COLUMBIA, S.C. - DEC. 28, 2011**

**COLUMBIA, S.C.** - South Carolina continued its winning ways after the holiday break with a 57-45 win against in-state foe Wofford (7-6) Wednesday night at the Colonial Life Arena. Bruce Ellington scored a season high 17 points behind a 5-for-6 effort from beyond the arc to pace the Gamecocks (6-6).

Freshman Damien Leonard scored 14 points in 16 minutes of action courtesy of shooting 4-for-6 from 3-point range, and R.J. Slawson added two more 3's as South Carolina had its best outside shooting effort of the season at 55 percent with 11 made 3-pointers.

Sophomore Damontre Harris tied his career high with five blocks. Anthony Gill led all players with eight rebounds on the night, seven on the defensive end.

Despite a first half disadvantage in rebounding with Wofford controlling a 19-9 edge on the boards in the opening 20 minutes, South Carolina used timely shooting from beyond the arc to build and reclaim the lead in the first half. Trailing 19-16 with five minutes remaining in the half, the Gamecocks closed out the break on a 13-2 run highlighted by three consecutive 3's to race to a 29-21 halftime lead.

Wofford closed to within five points twice in the second half and threatened the match at 46-41 with 5:06 remaining, but Leonard and Ellington closed out the game on an 11-2 run to seal the victory. Leonard hit two consecutive 3's followed by a third by Ellington before Leonard hit two free throws for the final points of the game.

**Official Basketball Box Score -- Game Totals -- Final Statistics**  
**Wofford vs South Carolina**  
**12/28/11 7 p.m. at Columbia, S.C. (Colonial Life Arena)**

**Wofford 45 • 7-6**

##	Player	Total			3-Ptr			Rebounds			PF	TP	A	TO	Blk	Stl	Min
		FG-FGA	FG-FGA	FT-FTA	FG-FGA	FG-FGA	FT-FTA	Off	Def	Tot							
14	SMITH, Aerris	f	2-5	0-0	0-0	1	2	3	1	4	0	2	0	1	0	17	
21	CROWELL, Drew	f	4-8	0-0	1-2	4	3	7	2	9	2	2	0	0	0	31	
02	COCHRAN, Karl	g	5-10	2-6	0-0	1	2	3	4	12	1	2	0	2	0	30	
10	GILTNER, Kevin	g	4-14	2-10	0-0	2	3	5	0	10	1	1	0	0	0	40	
35	LOESING, Brad	g	3-6	1-2	1-2	1	3	4	2	8	5	4	1	0	0	40	
05	BYRD, Jarell		0-1	0-1	0-0	0	1	1	0	0	1	0	0	0	0	7	
13	WAGENER, Taylor		0-0	0-0	0-0	0	0	0	0	0	0	2	0	0	0	2	
34	SKINNER, Lee		0-6	0-0	2-6	2	3	5	3	2	0	1	0	0	0	24	
53	RINKSALIS, Domas		0-0	0-0	0-0	0	3	3	1	0	0	0	0	1	0	9	
	Team					3	0	3			1						
	Totals		18-50	5-19	4-10	14	20	34	13	45	10	15	1	4	0	200	

FG % 1st Half: 8-22 36.4% 2nd half: 10-28 35.7% Game: 18-50 36.0% Deadball Rebounds 3,1  
 3FG % 1st Half: 2-9 22.2% 2nd half: 3-10 30.0% Game: 5-19 26.3%  
 FT % 1st Half: 3-6 50.0% 2nd half: 1-4 25.0% Game: 4-10 40.0%

**South Carolina 57 • 6-6**

##	Player	Total			3-Ptr			Rebounds			PF	TP	A	TO	Blk	Stl	Min
		FG-FGA	FG-FGA	FT-FTA	FG-FGA	FG-FGA	FT-FTA	Off	Def	Tot							
13	GILL, Anthony	f	1-5	0-1	0-0	1	7	8	1	2	3	3	0	1	0	30	
15	COOKE, Malik	f	1-9	0-2	1-1	1	1	2	2	3	0	1	1	2	0	34	
24	HARRIS, Damontre	f	3-6	0-0	0-0	2	5	7	1	6	3	2	5	2	0	29	
30	JACKSON, Lakeem	f	3-4	0-0	0-3	0	2	2	1	6	4	1	0	0	0	24	
05	SMITH, Eric	g	0-3	0-2	0-0	0	0	0	0	0	1	2	0	0	0	17	
02	RICHARDSON, Brian		0-0	0-0	0-0	0	0	0	0	0	0	0	0	0	0	4	
23	ELLINGTON, Bruce		5-7	5-6	2-2	0	3	3	2	17	1	2	0	0	0	25	
32	LEONARD, Damien		4-7	4-6	2-2	0	0	0	0	14	0	2	0	0	0	16	
33	SLAWSON, RJ		2-3	2-3	1-2	1	0	1	2	7	2	0	1	1	0	16	
45	GEATHERS, Carlton		1-1	0-0	0-0	0	0	0	0	2	0	0	0	0	0	5	
	Team					1	2	3									
	Totals		20-45	11-20	6-10	6	20	26	9	57	14	13	7	6	0	200	

FG % 1st Half: 11-25 44.0% 2nd half: 9-20 45.0% Game: 20-45 44.4% Deadball Rebounds 2,1  
 3FG % 1st Half: 6-12 50.0% 2nd half: 5-8 62.5% Game: 11-20 55.0%  
 FT % 1st Half: 1-2 50.0% 2nd half: 5-8 62.5% Game: 6-10 60.0%

Officials: Doug Simrons, Ed Corbett, Don Daily  
 Technical fouls: Wofford-None. South Carolina-HARRIS, Damontre.  
 Attendance: 8152

Score by periods	1st	2nd	Total
Wofford	21	24	45
South Carolina	29	28	57

Points	In	Off	2nd	Fast	Bench
Wofford	18	18	8	6	2
South Carolina	18	11	8	2	40

Last FG - WOF 2nd-01:46, SC 2nd-02:05.  
 Largest lead - WOF by 4 1st-06:41, SC by 12 2nd-02:05.

Score tied - 1 time.  
 Lead changed - 4 times.

## GAME 13 - SOUTH CAROLINA 72, USC UPSTATE 66 COLUMBIA, S.C. - DEC. 31, 2011

**COLUMBIA, S.C.** - Malik Cooke had his first double-double of the season and scored a career-high 24 points as South Carolina held on to defeat USC Upstate, 72-66, Saturday afternoon in New Years Eve action at the Colonial Life Arena. The win improves the Gamecocks to 7-6 heading into 2012, and the Spartans, in the midst of a seven-game road trip, fall to 8-6.

Cooke added a season-high 10 rebounds to his 24 points and also added three assists to give the Gamecocks three straight wins to close out 2011. It was his second double-double as a Gamecock after transferring from Nevada, besting his 11-point, 11-rebound effort against Arkansas on January 19, 2011.

Sophomore guard Brenton Williams hit double-digits for the first time since the season opener, adding 11 points for the Gamecocks off the back of an 8-for-8 effort from the free throw line. R.J. Slawson continued his strong form with 10 points and eight rebounds on the day. As a team, South Carolina shot 51.1 percent from the field, topping the .500 mark for the third time this season.

The teams traded baskets to start the game with USC Upstate leading 12-11 six minutes in before the Gamecocks raced out on a 15-4 run to put distance between the two teams. The Spartans were not able to cut the deficit for the remainder of the half with the Gamecocks leading by as many as 12 points before taking a 40-31 advantage into the break.

Upstate reclaimed the lead at 47-46 with 12:58 remaining in the game amidst a rash of Gamecock turnovers and missed outside shots. The Gamecocks quickly took the lead back with a pair of free throws by Cooke, and the team never relinquished the lead again. South Carolina stretched its lead to as many as seven points with three minutes remaining, but the Spartans mounted comebacks each time the lead threatened to swell.

After a free throw cut Carolina's lead to two, a tip-in by Damontre Harris with 25 seconds remaining put the Gamecocks ahead 70-66. South Carolina sealed the victory after the Spartans missed a 3-point attempt on their next possession that Cooke rebounded to secure the double-double

## GAME 14 - SOUTH CAROLINA 79, SC STATE 51 COLUMBIA, S.C. - JAN. 3, 2012

**COLUMBIA, S.C.** - South Carolina continued its dominance over in-state foe South Carolina State with a season high 79 points in a 79-51 victory Tuesday night at the Colonial Life Arena. The Gamecocks (8-6) improve to 18-0 all-time against the Bulldogs (4-10) and conclude non-conference play with four straight victories.

All 12 Gamecocks to play in the game scored with Malik Cooke and Damontre Harris leading the team with 11 points each. For the second straight game, RJ Slawson came slightly short of a double-double with his nine-point, nine-rebound effort to go along with career highs of three assists and three steals.

S.C. State freshman Luka Radovic led all scorers with 15 points, but the Gamecocks were able to limit the Bulldogs to 34.6 percent from the field, marking the best defensive effort of the season.

South Carolina raced out to a quick 20-point lead and never looked back. The Gamecocks used balanced scoring in the first half with seven players scoring at least four points and none hitting double-digits as the team coasted to a 45-23 halftime lead on the back of a 58.6 percent shooting effort. The team went 7-of-13 from beyond the arc, the most 3-pointers made in a single half this season, and scored 20 more points in the paint.

The Bulldogs never came closer than 18 points for the remainder of the game as South Carolina stretched its lead to as many as 30 with a 78-48 lead in the final two minutes of the game.

### Official Basketball Box Score -- Game Totals -- Final Statistics USC Upstate vs South Carolina 12/31/11 12 p.m. at Columbia, S.C. (Colonial Life Arena)

#### USC Upstate 66 • 8-6

#	Player	Total			3-Ptr			Rebounds			PF	TP	A	TO	Blk	Stl	Min
		FG	F-GA	FT	FT-A	Off	Def	Tot	Off	Def							
32	ROGERS, Chalmers	f	1-2	0-0	1-2	1	1	2	4	3	1	1	0	0	16		
05	GREENE, Ty	g	4-10	3-8	0-4	1	0	1	0	11	2	1	0	1	35		
12	GLENN, Ricardo	g	3-11	0-1	1-4	5	3	8	3	7	3	0	0	0	24		
23	CRAIG, Torrey	g	7-13	4-8	2-3	1	3	4	4	20	2	2	0	1	32		
31	BLESSING, Mario	g	3-7	1-3	2-2	1	3	4	3	9	2	0	0	2	27		
13	MILLER, Fred	g	0-1	0-0	0-0	0	0	0	1	0	0	0	0	0	4		
15	RODGERS, Adrian	g	3-6	0-0	1-3	0	1	1	2	7	0	1	0	1	21		
24	MAXEY, Jodd	g	4-10	0-0	1-1	4	3	7	5	9	2	2	1	4	21		
30	ELAM, Rob	g	0-0	0-0	0-0	0	0	0	2	0	0	0	0	0	2		
33	COOK, Carter	g	0-0	0-0	0-0	0	0	0	0	0	0	0	0	0	2		
34	OLUMUYIWA, Babatund	g	0-3	0-0	0-0	0	1	1	0	0	0	1	1	1	16		
Team						3			0			3					
Totals			25-63	8-20	8-15	16	15	31	24	66	12	8	2	10	200		

FG % 1st Half: 14-33 42.4%    2nd half: 11-30 36.7%    Game: 25-63 39.7%  
 3FG % 1st Half: 3-8 37.5%    2nd half: 5-12 41.7%    Game: 8-20 40.0%  
 FT % 1st Half: 0-2 0.0%    2nd half: 8-13 61.5%    Game: 8-15 53.3%

#### South Carolina 72 • 7-6

#	Player	Total			3-Ptr			Rebounds			PF	TP	A	TO	Blk	Stl	Min
		FG	F-GA	FT	FT-A	Off	Def	Tot	Off	Def							
13	GILL, Anthony	f	3-7	0-1	2-4	0	1	1	2	8	1	3	0	0	23		
15	COOKE, Malik	f	8-15	0-2	8-11	4	6	10	1	24	3	1	1	0	37		
24	HARRIS, Damontre	f	1-4	0-0	0-0	1	4	5	4	2	2	0	3	2	28		
30	JACKSON, Lakeem	f	1-1	0-0	1-4	0	2	2	0	3	1	3	0	1	15		
05	SMITH, Eric	g	2-4	0-1	1-1	0	0	0	5	5	1	4	0	0	19		
01	WILLIAMS, Brenton	f	1-6	1-3	8-8	0	0	0	1	11	1	2	0	1	20		
02	RICHARDSON, Brian	f	2-2	2-2	0-0	0	1	1	1	6	0	0	0	0	18		
32	LEONARD, Damien	f	0-0	0-0	1-2	0	3	3	1	1	0	0	0	0	12		
33	SLAWSON, RJ	f	4-5	1-2	1-2	3	5	8	3	10	0	1	2	0	25		
45	GEATHERS, Carlton	f	1-1	0-0	0-0	1	1	2	0	2	0	0	0	0	3		
Team						2			3			5					
Totals			23-45	4-11	22-32	11	26	37	18	72	9	14	6	4	200		

FG % 1st Half: 15-25 60.0%    2nd half: 8-20 40.0%    Game: 23-45 51.1%  
 3FG % 1st Half: 2-7 28.6%    2nd half: 2-4 50.0%    Game: 4-11 36.4%  
 FT % 1st Half: 8-11 72.7%    2nd half: 14-21 66.7%    Game: 22-32 68.8%

Officials: Joe Lindsay, Mike Nance, Les Jones  
 Technical fouls: USC Upstate-None. South Carolina-None.  
 Attendance: 6876

Score by periods	1st	2nd	Total	In	Off	2nd	Fast	Bench
USC Upstate	31	35	66	Points	PAINT	T/O	Chance	Break
South Carolina	40	32	72	28	19	17	8	16
				32	10	16	6	30

Last FG - UPST 2nd-02:46, SC 2nd-00:25.  
 Largest lead - UPST by 3 1st-19:06, SC by 12 1st-04:00.

Score tied - 6 times.  
 Lead changed - 7 times.

### Official Basketball Box Score -- Game Totals -- Final Statistics SC State vs South Carolina 1/3/12 7 p.m. at Columbia, S.C. (Colonial Life Arena)

#### SC State 51 • 4-10

#	Player	Total			3-Ptr			Rebounds			PF	TP	A	TO	Blk	Stl	Min
		FG	F-GA	FT	FT-A	Off	Def	Tot	Off	Def							
05	SANDERS, Omar	f	1-4	0-1	2-6	1	2	3	4	4	0	3	1	3	27		
33	RADOVIC, Luka	f	6-10	0-0	3-4	3	1	4	2	15	0	0	0	0	34		
01	TOOMBS, Khalif	g	3-8	0-1	3-4	0	1	1	1	9	4	2	0	1	36		
02	RILEY, Brandon	g	2-10	0-2	0-0	0	0	0	0	4	2	4	0	0	22		
23	MARTIN, Aaron	g	3-7	2-6	1-4	3	6	9	2	9	1	3	0	1	35		
00	IKHINMWIN, Joe	g	0-1	0-0	0-0	0	0	0	2	0	0	2	0	0	12		
14	BARBER, Shaquil	g	0-2	0-0	2-2	1	1	2	1	2	0	1	1	0	7		
15	JOINT, Denim	g	3-10	1-5	1-3	5	5	10	1	8	4	2	3	0	27		
Team						2			3			5					
Totals			18-52	3-15	12-23	15	19	34	13	51	11	17	5	5	200		

FG % 1st Half: 10-26 38.5%    2nd half: 8-26 30.8%    Game: 18-52 34.6%  
 3FG % 1st Half: 0-2 0.0%    2nd half: 3-13 23.1%    Game: 3-15 20.0%  
 FT % 1st Half: 3-9 33.3%    2nd half: 9-14 64.3%    Game: 12-23 52.2%

#### South Carolina 79 • 8-6

#	Player	Total			3-Ptr			Rebounds			PF	TP	A	TO	Blk	Stl	Min
		FG	F-GA	FT	FT-A	Off	Def	Tot	Off	Def							
13	GILL, Anthony	f	2-3	0-0	2-2	1	4	5	4	6	1	2	2	1	20		
15	COOKE, Malik	f	3-6	1-1	4-4	2	2	4	3	11	2	0	0	2	21		
24	HARRIS, Damontre	f	4-9	0-0	3-3	1	5	6	4	11	0	3	1	0	21		
30	JACKSON, Lakeem	f	3-4	0-0	0-1	2	3	5	2	6	3	1	2	2	32		
05	SMITH, Eric	g	3-5	2-3	0-0	0	2	2	1	8	2	2	0	0	16		
01	WILLIAMS, Brenton	f	1-3	0-2	1-2	0	0	0	0	3	2	0	0	1	11		
02	RICHARDSON, Brian	f	1-4	0-2	0-0	0	0	0	0	2	0	2	0	1	11		
12	PHILLIPS, Shane	f	0-3	0-2	1-2	0	0	0	0	1	0	1	0	0	2		
23	ELLINGTON, Bruce	f	3-5	3-3	0-0	0	0	0	0	9	1	0	0	0	13		
32	LEONARD, Damien	f	3-6	3-6	0-0	0	1	1	1	9	2	1	0	1	17		
33	SLAWSON, RJ	f	3-5	2-4	1-2	7	9	1	9	3	0	0	3	24			
45	GEATHERS, Carlton	f	2-3	0-0	0-0	1	1	2	4	4	1	1	1	0	12		
Team						1			2								
Totals			28-56	11-23	12-16	10	26	36	20	79	17	13	6	11	200		

FG % 1st Half: 17-29 58.6%    2nd half: 11-27 40.7%    Game: 28-56 50.0%  
 3FG % 1st Half: 7-13 53.8%    2nd half: 4-10 40.0%    Game: 11-23 47.8%  
 FT % 1st Half: 4-6 66.7%    2nd half: 8-10 80.0%    Game: 12-16 75.0%

Officials: Doug Shows, Michael Stephens, Mike Roberts  
 Technical fouls: SC State-RADOVIC, Luka. South Carolina-HARRIS, Damontre.  
 Attendance: 6557

Score by periods	1st	2nd	Total	In	Off	2nd	Fast	Bench
SC State	23	28	51	Points	PAINT	T/O	Chance	Break
South Carolina	45	34	79	16	7	12	6	10
				32	19	6	6	37

Last FG - SCSU 2nd-02:26, SC 2nd-01:42.  
 Largest lead - SCSU None, SC by 30 2nd-01:42.

Score tied - 1 time.  
 Lead changed - 0 times.

**GAME 15 - SOUTH CAROLINA 64, #2 KENTUCKY 79**  
**LEXINGTON, KY. - JAN. 7, 2012**

**LEXINGTON, Ky.** - A strong second half wasn't enough for South Carolina to offset a cold shooting effort in the first half as No. 2 Kentucky took the SEC opener for both teams, 79-64, at Rupp Arena on Saturday.

South Carolina (8-7, 0-1 SEC) was led by freshman guard Damien Leonard's 15 points, while freshman forward Anthony Gill tallied 10, senior forward Malik Cooke added 11 and sophomore forward Damontre Harris contributed 10. Gill also pulled down a team-high seven rebounds, while Cooke and sophomore forward RJ Slawson both collected six.

Kentucky's (15-1, 1-0 SEC) Terrence Jones led all scorers with 20 points, while freshman forward Anthony Davis tallied 12 points and 10 rebounds for a double-double. The game was the third this season for South Carolina against an opponent ranked in the top two in the nation, as the Gamecocks also faced then-No. 1 North Carolina and then-No. 2 Ohio State.

South Carolina out-rebounded the Wildcats, 32-30, including a 16-7 advantage on the offensive glass, which led to 15 second-chance points for the Gamecocks. South Carolina's bench contributed 28 points, and the Gamecocks tallied 16 points off of Kentucky turnovers.

Despite a cold shooting effort in the first half, South Carolina collected 10 offensive rebounds in the set. The Gamecocks jumped out to a quick 4-0 lead on a dunk by Harris and layup by Gill, but UK would outscore the Gamecocks 9-3 over the course of the next five minutes to hold a 9-7 lead with 14:38 remaining in the opening half.

With a 21-17 lead, Kentucky ended the first half on a 13-1 run to push the advantage into double digits at 34-18 at the halftime break. South Carolina hit just 25 percent from the floor (8-32) in the first half.

The Gamecocks found an offensive rhythm in the second half, eventually holding a 46-45 advantage during the set, hitting 53.1 percent (17-32). Leonard scored all but three of his points in the half, connecting on four shots, including two 3s and a pair of free throws.

Kentucky lengthened its lead to open the half, but Slawson hit a 3 with 11:58 on the clock, and Leonard added two from 3-point range over the course of the next two minutes to pull the Gamecocks within 13 at 58-45.

UK's Kidd-Gilchrist would add a dunk and two free throws, but a 3 by sophomore guard Bruce Ellington and a jumper by Leonard pulled the Gamecocks within 12 with just under eight minutes remaining in the contest.

The Gamecocks followed with a turnover and missed shots, which allowed the Wildcats to hold the lead and close the 79-64 victory.

**Official Basketball Box Score -- Game Totals -- Final Statistics**  
**South Carolina vs Kentucky**  
**01/07/12 4:00 pm at Rupp Arena - Lexington, KY**

**South Carolina 64 • 8-7, 0-1**

##	Player	Total			3-Ptr			Rebounds			PF	TP	A	TO	Blk	Stl	Min
		FG-FGA	FG-FGA	FT-FTA	FG-FGA	FG-FGA	FT-FTA	Off	Def	Tot							
13	GILL, Anthony	f	4-11	0-1	2-2	3	4	7	4	10	0	2	0	2	0	30	
15	COOKE, Malik	f	5-14	0-2	1-2	2	4	6	1	11	3	1	0	1	0	38	
24	HARRIS, Damontre	f	4-5	0-0	2-2	2	1	3	4	10	1	0	2	1	0	23	
30	JACKSON, Lakeem	f	1-3	0-0	0-0	3	0	3	0	2	0	1	0	0	0	15	
05	SMITH, Eric	g	1-4	1-2	0-0	0	3	3	0	3	1	1	0	0	0	12	
02	RICHARDSON, Brian		0-2	0-2	0-0	0	0	0	1	0	0	0	0	1	0	5	
23	ELLINGTON, Bruce		3-13	1-8	1-2	1	1	2	1	8	4	0	0	1	0	29	
32	LEONARD, Damien		5-8	3-6	2-2	0	2	2	3	15	0	3	0	0	0	24	
33	SLAWSON, RJ		2-4	1-1	0-0	5	1	6	4	5	1	1	1	1	0	19	
45	GEATHERS, Carlton		0-0	0-0	0-0	0	0	0	0	0	0	1	0	0	0	5	
Team						0	0	0	0	0	0	1	0	0	0	2	
<b>Totals</b>			<b>25-64</b>	<b>6-22</b>	<b>8-10</b>	<b>16</b>	<b>16</b>	<b>32</b>	<b>18</b>	<b>64</b>	<b>10</b>	<b>12</b>	<b>3</b>	<b>8</b>	<b>0</b>	<b>200</b>	

FG % 1st Half: 8-32 25.0% 2nd half: 17-32 53.1% Game: 25-64 39.1%  
 3FG % 1st Half: 1-10 10.0% 2nd half: 5-12 41.7% Game: 6-22 27.3%  
 FT % 1st Half: 1-2 50.0% 2nd half: 7-8 87.5% Game: 8-10 80.0%

Deadball Rebounds 1,1

**Kentucky 79 • 15-1, 1-0**

##	Player	Total			3-Ptr			Rebounds			PF	TP	A	TO	Blk	Stl	Min
		FG-FGA	FG-FGA	FT-FTA	FG-FGA	FG-FGA	FT-FTA	Off	Def	Tot							
03	Jones, Terrence	f	8-9	1-2	3-5	2	1	3	2	20	1	4	0	0	0	32	
14	Kidd-Gilchrist, M.	f	3-5	0-1	3-4	2	4	6	0	9	2	3	1	0	0	37	
23	Davis, Anthony	f	5-10	0-0	2-2	2	8	10	2	12	0	1	7	2	0	30	
20	Lamb, Doron	g	3-5	2-3	2-2	0	3	3	2	10	2	1	0	0	0	28	
25	Teague, Marquis	g	6-10	1-1	4-5	0	3	3	1	17	4	2	0	1	0	36	
01	Miller, Darius		1-6	0-2	2-2	0	1	1	3	4	4	2	0	0	0	19	
30	Vargas, Eloy		1-1	0-0	0-2	0	0	0	0	2	0	0	0	1	0	10	
33	Wiltjer, Kyle		2-3	1-2	0-0	0	1	1	1	5	0	1	0	0	0	8	
Team						1	2	3									
<b>Totals</b>			<b>29-49</b>	<b>5-11</b>	<b>16-22</b>	<b>7</b>	<b>23</b>	<b>30</b>	<b>11</b>	<b>79</b>	<b>13</b>	<b>15</b>	<b>8</b>	<b>4</b>	<b>0</b>	<b>200</b>	

FG % 1st Half: 13-23 56.5% 2nd half: 16-26 61.5% Game: 29-49 59.2%  
 3FG % 1st Half: 2-5 40.0% 2nd half: 3-6 50.0% Game: 5-11 45.5%  
 FT % 1st Half: 6-9 66.7% 2nd half: 10-13 76.9% Game: 16-22 72.7%

Deadball Rebounds 2,1

Officials: Joe Lindsay, Tom Eades, Patrick Evans  
 Technical fouls: South Carolina-None. Kentucky-None.  
 Attendance: 24219

Score by periods	1st	2nd	Total
South Carolina	18	46	64
Kentucky	34	45	79

	In	Off	2nd	Fast	Bench
Points	Paint	T/O	Chance	Break	
SC	26	16	15	0	28
UK	48	10	4	12	11

Last FG - SC 2nd-00:19, UK 2nd-01:27. Score tied - 1 time.  
 Largest lead - SC by 4 1st-18:38, UK by 21 2nd-12:53. Lead changed - 1 time.

**GAME 16 - SOUTH CAROLINA 57, VANDERBILT 67**  
**COLUMBIA, S.C. - JAN. 10, 2012**

**COLUMBIA, S.C.** - South Carolina sophomore Damontre Harris earned his first career double-double, but it wasn't enough to offset a cold first half from the field for the Gamecocks as South Carolina (8-8, 0-2 SEC) dropped a 67-57 decision to Vanderbilt (12-4, 2-0 SEC) Tuesday at Colonial Life Arena.

Harris tied his career high 10 rebounds to go with 11 points to earn his first double-double as a Gamecock. Classmate Bruce Ellington added a game-high and season-high 20 points. Senior Malik Cooke contributed nine points, and Anthony Gill put up eight points in the effort.

South Carolina was held to 5-of-26 from the field in the opening period, but rebounded to shoot 17-of-27 in the second half, a .629 clip.

It was a slow first half for both teams in a game that was nationally televised live on ESPN. Midway through the period, the teams were deadlocked at 8-8 before the Commodores took a 14-4 run over the final 10 minutes to head into the break with a 22-12 lead, the first double-digit margin of the game for either team.

With the lead remaining constant to the start the second half, Vanderbilt hit four 3's in a row in a three-minute span to stretch the lead out to 46-25. The teams proceeded to rotate buckets as Vanderbilt pushed its lead to 67-43 before the Gamecocks went on an 14-0 run over the final four minutes of the game highlighted by three consecutive 3's courtesy of Ellington and Brian Richardson.

**Official Basketball Box Score -- Game Totals -- Final Statistics**  
**Vanderbilt vs South Carolina**  
**1/10/12 9 p.m. at Columbia, S.C. (Colonial Life Arena)**

**Vanderbilt 67 • 12-4, 2-0**

##	Player	Total			3-Ptr			Rebounds			PF	TP	A	TO	Blk	Stl	Min
		FG-FGA	FG-FGA	FT-FTA	FG-FGA	FG-FGA	FT-FTA	Off	Def	Tot							
03	EZELI, Festus	c	1-1	0-0	0-0	1	1	2	5	2	1	1	1	0	0	18	
01	TINSLEY, Brad	g	4-5	3-4	2-2	0	0	0	1	13	9	2	0	0	0	29	
05	GOULBOURNE, Lance	g	2-6	0-1	4-4	3	7	10	3	8	0	2	1	1	0	21	
23	JENKINS, John	g	5-10	4-8	0-0	1	2	3	0	14	3	4	0	1	0	30	
44	TAYLOR, Jeffery	g	4-6	3-4	0-0	0	3	3	2	11	3	4	0	1	0	32	
02	JOHNSON, Kedren		0-3	0-1	0-0	0	2	2	0	0	0	0	0	0	0	11	
11	FULLER, Kyle		0-1	0-0	0-0	0	1	1	0	0	0	2	0	0	0	3	
24	PARKER, Dai-Jon		1-1	1-1	0-0	0	1	1	0	3	2	0	0	0	0	15	
33	TCHIENGANG, Steve		4-5	0-1	2-2	0	1	1	3	10	0	1	0	1	0	19	
34	MOATS, Shelby		0-0	0-0	0-0	0	0	0	0	0	0	0	0	0	0	3	
45	ODOM, Rod		2-2	2-2	0-0	0	0	0	1	6	1	1	0	0	0	19	
Team						2	2	4								1	
<b>Totals</b>			<b>23-40</b>	<b>13-22</b>	<b>8-8</b>	<b>7</b>	<b>20</b>	<b>27</b>	<b>15</b>	<b>67</b>	<b>19</b>	<b>18</b>	<b>2</b>	<b>4</b>	<b>0</b>	<b>200</b>	

FG % 1st Half: 8-15 53.3% 2nd half: 15-25 60.0% Game: 23-40 57.5%  
 3FG % 1st Half: 4-7 57.1% 2nd half: 9-15 60.0% Game: 13-22 59.1%  
 FT % 1st Half: 2-2 100.0% 2nd half: 6-6 100.0% Game: 8-8 100.0%

Deadball Rebounds 0

**South Carolina 57 • 8-8, 0-2**

##	Player	Total			3-Ptr			Rebounds			PF	TP	A	TO	Blk	Stl	Min
		FG-FGA	FG-FGA	FT-FTA	FG-FGA	FG-FGA	FT-FTA	Off	Def	Tot							
13	GILL, Anthony	f	3-7	0-2	2-2	2	2	4	0	8	0	1	0	0	0	28	
15	COOKE, Malik	f	4-11	1-2	0-0	1	2	3	2	9	0	2	1	3	0	35	
24	HARRIS, Damontre	f	4-7	0-0	3-4	7	3	10	2	11	0	3	1	1	0	31	
30	JACKSON, Lakeem	f	1-5	0-0	1-2	1	1	2	1	3	0	1	0	0	0	18	
05	SMITH, Eric	g	0-4	0-2	0-0	0	0	0	0	0	1	1	0	0	0	16	
01	WILLIAMS, Brenton		0-0	0-0	0-0	0	0	0	0	0	0	0	0	0	0	3	
02	RICHARDSON, Brian		2-3	2-3	0-0	0	0	0	2	6	0	0	0	0	0	10	
23	ELLINGTON, Bruce		8-12	1-2	3-3	0	0	0	2	20	3	0	0	0	0	24	
32	LEONARD, Damien		0-4	0-2	0-0	0	0	0	0	0	0	1	0	1	0	13	
33	SLAWSON, RJ		0-0	0-0	0-0	0	1	1	2	0	0	0	0	2	0	19	
45	GEATHERS, Carlton		0-0	0-0	0-0	0	0	0	0	0	0	0	0	2	0	3	
Team						1	0	1									
<b>Totals</b>			<b>22-53</b>	<b>4-13</b>	<b>9-11</b>	<b>12</b>	<b>9</b>	<b>21</b>	<b>11</b>	<b>57</b>	<b>4</b>	<b>9</b>	<b>2</b>	<b>9</b>	<b>0</b>	<b>200</b>	

FG % 1st Half: 5-26 19.2% 2nd half: 17-27 63.0% Game: 22-53 41.5%  
 3FG % 1st Half: 0-8 0.0% 2nd half: 4-5 80.0% Game: 4-13 30.8%  
 FT % 1st Half: 2-4 50.0% 2nd half: 7-7 100.0% Game: 9-11 81.8%

Deadball Rebounds 1,1

Officials: Antinio Petty, Jamie Luckie, Ed Corbett  
 Technical fouls: Vanderbilt-None. South Carolina-None.  
 Attendance: 8353

Score by periods	1st	2nd	Total
Vanderbilt	22	45	67
South Carolina	12	45	57

	In	Off	2nd	Fast	Bench
Points	Paint	T/O	Chance	Break	
VANDY	14	9	12	8	19
SC	24	14	14	2	26

Last FG - VANDY 2nd-03:49, SC 2nd-00:10. Score tied - 2 times.  
 Largest lead - VANDY by 24 2nd-03:49, SC by 2 1st-19:32. Lead changed - 3 times.

## GAME 17 - SOUTH CAROLINA 65, NO. 19/19 FLORIDA 79 COLUMBIA, S.C. - JAN. 14, 2012

**COLUMBIA, S.C.** - South Carolina dropped a 79-65 decision to No. 19 Florida in SEC action at the Colonial Life Arena Saturday night. South Carolina falls to 8-9 (0-3 SEC) while Florida improves to 14-4 (2-1 SEC).

South Carolina sophomore Bruce Ellington knocked down a game-high 17 points in his first start of the season, and Malik Cooke added 10 points and seven rebounds. Six of the seven Gators to score on the night hit double figures scoring in the game.

The two teams played to a near even first half that saw South Carolina shoot 60 percent and Florida shoot 54.5 percent from the field. The Gators made six 3's in the opening 10 minutes of the game to push out to a 26-18 lead, but the Gamecocks fought back with an 11-4 run to cut the score to 30-29 with five minutes remaining.

The teams swapped leads for the remainder of the half until Brenton William's three-pointer with 46 seconds remaining gave the Gamecocks a four-point lead en route to a 41-40 advantage going into the break.

Florida opened the second half on an 18-3 run with South Carolina having difficulty finding the shooting touch that helped it gain the lead in the first half. After hitting 15-of-24 shots in the first half, the Gamecocks were held to 8-of-31 (25.8 percent) in the second half. Florida pushed its lead to as many as 17 points with a 71-54 lead before South Carolina shot its way back for the second consecutive game, but the Gamecocks couldn't push the game closer than 10 as Florida took the 79-65 victory.

## GAME 18 - SOUTH CAROLINA 52, AUBURN 63 AUBURN, ALA. - JAN. 21, 2012

**AUBURN, Ala.** - The South Carolina men's basketball team suffered a 63-52 loss at Auburn on Saturday in SEC action. South Carolina falls to 8-10, 0-4 SEC, while Auburn improves to 12-7, 2-3 in conference play.

Freshman forward Anthony Gill and sophomore guard Bruce Ellington led the Gamecocks with nine points each, while sophomore forward Damontre Harris contributed six points, a team high seven rebounds and a career high six blocks.

The Gamecocks shot 40.8 percent overall in the game, hitting 20-of-49 attempts, while Auburn hit 44 percent (22-50) of its attempts. Junior guard Frankie Sullivan led the Tigers with a game high 22 points, while senior forward Kenny Gabriel added 16 and four blocks.

Turnovers plagued the Gamecocks in the contest, as the squad committed 23 against just 14 by Auburn. The Tigers scored 28 points off of turnovers in the contest.

South Carolina was down 6-2 early in the opening half, but battled back with just under 11 minutes remaining before halftime to take a 14-12 lead on a 3 by freshman guard Damien Leonard. The team's traded baskets through the middle part of the set, before the Gamecocks extended their lead to 26-21 on a layup by Ellington with 1:37 remaining.

Sullivan sank a 3 with 21 seconds remaining before half, but RJ Slawson answered for South Carolina on the opposite end, hitting a jumper as time expired to send Carolina into the locker room with a 28-24 advantage at the half.

Sullivan hit two free throws to open the second half, before South Carolina freshman forward Anthony Gill, who played just eight minutes in the first half due to foul trouble, followed with a layup to push the score to 30-26 South Carolina with 18:54 remaining.

Gabriel scored the next six Auburn points over the next four minutes, as the Tigers regained the lead at 32-30 with 15:42 on the clock. Auburn would never give up the lead the remainder of the half and the Tigers outscored the Gamecocks 39-24 in the set to close the 63-52 victory.

### Official Basketball Box Score -- Game Totals -- Final Statistics Florida vs South Carolina 1/14/12 7 p.m. at Columbia, S.C. (Colonial Life Arena)

#### Florida 79 • 14-4, 2-1 SEC

##	Player	Total			3-Ptr			Rebounds			PF	TP	A	TO	Blk	Stl	Min
		FG	FGA	FT	FTA	FG	FGA	FT	F	D							
15	Yeguede, Will	f	6-6	0-0	2-4	4	4	8	2	14	2	0	1	0		30	
33	Murphy, Erik	f	3-7	1-3	4-4	0	2	2	4	11	4	2	1	1		30	
01	Boynton, Kenny	g	5-13	4-7	1-2	1	2	3	0	15	3	1	0	1		34	
11	Walker, Erving	g	3-5	3-4	2-2	0	0	0	2	11	7	2	0	0		33	
23	Beal, Bradley	g	3-7	2-5	6-7	0	4	4	3	14	1	0	0	1		31	
03	Rosario, Mike	g	3-6	2-4	2-2	0	2	2	1	10	2	3	0	1		19	
04	Young, Patric	g	2-2	0-0	0-0	1	2	3	4	4	0	0	1	0		13	
05	Wilbekin, Scottie	g	0-1	0-1	0-0	0	2	2	1	0	0	0	0	0		5	
24	Prather, Casey	g	0-0	0-0	0-0	0	0	0	0	0	0	2	0	0		2	
34	Larson, Cody	g	0-0	0-0	0-0	0	0	0	0	0	0	0	0	0		3	
	<b>Team</b>					1	0	1									
	<b>Totals</b>		25-47	12-24	17-21	7	18	25	17	79	19	10	3	4		200	

FG % 1st Half: 12-22 54.5% 2nd half: 13-25 52.0% Game: 25-47 53.2% Deadball  
3FG % 1st Half: 8-14 57.1% 2nd half: 4-10 40.0% Game: 12-24 50.0% Rebounds  
FT % 1st Half: 8-10 80.0% 2nd half: 9-11 81.8% Game: 17-21 81.0%

#### South Carolina 65 • 8-9, 0-3 SEC

##	Player	Total			3-Ptr			Rebounds			PF	TP	A	TO	Blk	Stl	Min
		FG	FGA	FT	FTA	FG	FGA	FT	F	D							
13	GILL, Anthony	f	2-5	1-4	3-4	1	2	3	4	8	0	3	0	0		20	
15	COOKE, Malik	f	4-10	0-2	2-3	5	2	7	3	10	2	2	0	2		37	
24	HARRIS, Damontre	f	3-3	0-0	3-4	3	3	6	4	9	1	2	0	1		23	
02	RICHARDSON, Brian	g	3-8	1-4	0-0	1	0	1	2	7	0	1	0	0		21	
23	ELLINGTON, Bruce	g	6-14	4-6	1-2	2	1	3	3	17	3	1	0	0		28	
01	WILLIAMS, Brenton	g	3-8	3-7	0-0	1	1	2	1	9	0	1	0	0		14	
05	SMITH, Eric	g	0-0	0-0	0-0	0	0	0	0	0	1	1	0	0		2	
30	JACKSON, Lakeem	g	0-1	0-0	0-0	0	2	2	2	0	0	0	0	0		8	
32	LEONARD, Damien	g	0-1	0-0	0-0	0	1	1	0	0	0	0	0	0		13	
33	SLAWSON, RJ	g	2-4	0-1	1-1	1	2	3	2	5	0	1	0	1		23	
45	GEATHERS, Carlton	g	0-1	0-0	0-0	0	0	0	1	0	0	0	1	0		11	
	<b>Team</b>					0	2	2									
	<b>Totals</b>		23-55	9-24	10-14	14	16	30	22	65	7	12	1	4		200	

FG % 1st Half: 15-24 62.5% 2nd half: 8-31 25.8% Game: 23-55 41.8% Deadball  
3FG % 1st Half: 6-11 54.5% 2nd half: 3-13 23.1% Game: 9-24 37.5% Rebounds  
FT % 1st Half: 5-5 100.0% 2nd half: 5-9 55.6% Game: 10-14 71.4%

Officials: Joe Lindsay, Mark Whitehead, Ron Groover  
Technical fouls: Florida-None. South Carolina-None.  
Attendance: 11308

Score by periods	1st	2nd	Total
Florida	40	39	79
South Carolina	41	24	65

Last FG - UF 2nd-00:30, SC 2nd-00:14. Score tied - 3 times.  
Largest lead - UF by 17 2nd-02:55, SC by 4 1st-00:46. Lead changed - 6 times.

### Official Basketball Box Score -- Game Totals -- Final Statistics South Carolina vs Auburn 01/21/12 12:30 p.m. at Auburn, Ala.

#### South Carolina 52 • 8-10, 0-4

##	Player	Total			3-Ptr			Rebounds			PF	TP	A	TO	Blk	Stl	Min
		FG	FGA	FT	FTA	FG	FGA	FT	F	D							
13	GILL, Anthony	f	4-9	0-1	1-1	1	2	3	3	9	0	3	0	0		21	
15	COOKE, Malik	f	2-7	0-3	2-3	2	3	5	4	6	1	6	1	1		33	
24	HARRIS, Damontre	f	3-5	0-0	0-0	3	4	7	1	6	0	5	6	2		37	
02	RICHARDSON, Brian	g	0-1	0-1	2-2	0	1	1	1	2	0	1	0	0		17	
23	ELLINGTON, Bruce	g	4-14	1-5	0-0	0	3	3	2	9	4	5	0	2		37	
01	WILLIAMS, Brenton	g	2-4	2-3	0-0	1	0	1	2	6	0	0	0	1		9	
05	SMITH, Eric	g	0-0	0-0	0-0	0	0	0	0	0	0	0	0	0		1	
30	JACKSON, Lakeem	g	1-3	0-0	0-0	1	0	1	1	2	3	0	0	2		13	
32	LEONARD, Damien	g	2-3	2-3	0-0	1	1	2	1	6	0	1	0	1		15	
33	SLAWSON, RJ	g	2-3	1-2	0-0	0	0	0	0	5	0	2	0	1		14	
45	GEATHERS, Carlton	g	0-0	0-0	1-2	0	1	1	0	1	0	0	0	0		3	
	<b>Team</b>					3	2	5									
	<b>Totals</b>		20-49	6-18	6-8	12	17	29	15	52	8	23	7	10		200	

FG % 1st Half: 10-23 43.5% 2nd half: 10-26 38.5% Game: 20-49 40.8% Deadball  
3FG % 1st Half: 3-6 50.0% 2nd half: 3-12 25.0% Game: 6-18 33.3% Rebounds  
FT % 1st Half: 5-6 83.3% 2nd half: 1-2 50.0% Game: 6-8 75.0%

#### Auburn 63 • 12-7, 2-3

##	Player	Total			3-Ptr			Rebounds			PF	TP	A	TO	Blk	Stl	Min
		FG	FGA	FT	FTA	FG	FGA	FT	F	D							
22	Gabriel, Kenny	f	7-15	1-3	1-4	2	5	7	2	16	1	0	4	0		32	
41	Chubb, Rob	c	0-2	0-0	1-2	4	3	7	2	11	3	2	0	0		28	
00	Langford, Josh	g	0-4	0-1	0-0	1	0	1	3	0	1	0	0	0		21	
11	Wallace, Josh	g	1-2	0-0	2-2	0	0	0	1	4	3	1	0	1		22	
23	Sullivan, Frankie	g	6-15	4-11	6-6	2	2	4	0	22	2	3	0	0		33	
01	Ward, Varez	g	3-4	1-2	1-2	0	3	3	2	8	2	4	1	2		20	
02	Payne, Allen	g	1-1	0-0	0-0	0	1	1	0	2	0	0	0	3		11	
03	Denson, Chris	g	3-5	1-1	0-0	0	0	0	0	7	2	2	1	1		19	
45	Forbes, Adrian	g	1-2	0-0	1-2	2	2	4	3	3	0	2	0	1		11	
50	Kouassi, Willy	g	0-0	0-0	0-0	0	0	0	0	0	0	0	0	0		3	
	<b>Team</b>					1	0	1									
	<b>Totals</b>		22-50	7-18	12-18	12	16	28	13	63	14	14	6	7		200	

FG % 1st Half: 9-21 42.9% 2nd half: 13-29 44.8% Game: 22-50 44.0% Deadball  
3FG % 1st Half: 5-10 50.0% 2nd half: 2-8 25.0% Game: 7-18 38.9% Rebounds  
FT % 1st Half: 1-4 25.0% 2nd half: 11-14 78.6% Game: 12-18 66.7%

Officials: Ted Valentine, Bruce Benedict, Tracy Woodson  
Technical fouls: South Carolina-None. Auburn-None.  
Attendance: 8329

\*AU's Frankie Sullivan ties his season-hi with 22 pts.

Score by periods	1st	2nd	Total
South Carolina	28	24	52
Auburn	24	39	63

Last FG - SC 2nd-00:33, AU 2nd-04:28. Score tied - 4 times.  
Largest lead - SC by 6 1st-06:08, AU by 17 2nd-04:28. Lead changed - 6 times.

## GAME 19 - SOUTH CAROLINA 56, ALABAMA 54 COLUMBIA, S.C. - JAN. 25, 2012

**COLUMBIA, S.C.** - The South Carolina men's basketball team earned their first conference victory of the season over Alabama, 56-54, in SEC action on Wednesday night at Colonial Life Arena. The grueling game featured 13 ties and 11 lead changes. The final lead change occurred when Bruce Ellington broke a 54-54 tie on a driving layup with one second to go to give the Gamecocks the win.

The Gamecocks (9-10, 1-4) were led by three players in double figures. Senior forward Malik Cooke netted 18 points and pulled in five rebounds. Sophomore guard Bruce Ellington and sophomore forward Damontre Harris both added 12 points to the winning effort. Freshman forward Anthony Gill tied a season and career high with nine rebounds. Sophomore forward R.J. Slawson also grabbed nine boards.

The Crimson Tide (13-7, 2-4) also had three players in double figures - freshman guard Levi Randolph with 12, junior forward Tony Mitchell with 11, and freshman forward Nick Jacobs with 10. Mitchell came down with 8 rebounds, as did junior guard Andrew Steele.

Alabama rushed out to an early 5-0 lead, but Cooke scored the next eight points to give South Carolina an early 8-5 lead. After gaining the upper hand, the Gamecocks stayed ahead for a long stretch of the first half. Twice, the Gamecocks built a lead of four during the middle stretch, one time after back-to-back Ellington three pointers, but could not pull ahead by more. The close action saw the lead change three times in the last 4:19 of the first half. The first time, Alabama's Randolph drained a three pointer to make the score 24-23. Ellington reclaimed the advantage for the Gamecocks with a driving layup and Cooke extended the margin to three with a pair of free throws. The final lead change gave the Crimson Tide a 29-27 advantage going into the locker room after another Randolph three-pointer and two free throws by Green.

The second half featured more back and forth action. Again with neither team able to build a lead. Again, the Gamecocks built a four point margin, but could not pull away. Throughout the game, Alabama made an effort to work the shot clock down to the final seconds on many possessions.

After scoring only two points after his initial run to begin the game, Cooke went on another offensive burst scoring three straight South Carolina baskets midway through the second half.

The pivotal play occurred with under a minute to play and the score knotted at 54 apiece. Ellington tipped the ball away from Alabama and to Cooke with 26 seconds remaining to set up a shot to take the lead. Ellington drove to the basket and laid the ball in with one second on the clock to put the Gamecocks up 56-54. Alabama got the ball to senior forward JaMychal Green on the inbounds pass, but his jumper fell short at the buzzer.

### Official Basketball Box Score -- Game Totals -- Final Statistics Alabama vs South Carolina 1/25/12 8 p.m. at Columbia, S.C. (Colonial Life Arena)

**Alabama 54 • 13-7, 2-4 SEC**

##	Player	Total		3-Ptr		Rebounds			PF	TP	A TO	Blk	Stl	Min	
		FG-FGA	FG-FGA	FT-FTA	Off	Def	Tot								
01	Green, JaMychal	f	2-4	0-0	2-2	0	4	4	3	6	1	2	3	0	22
05	Mitchell, Tony	f	5-12	1-4	0-0	3	5	8	4	11	2	4	1	0	27
15	Jacobs, Nick	f	4-6	0-0	2-3	0	2	2	0	10	0	0	1	0	22
03	Lacey, Trevor	g	1-6	1-5	2-2	0	2	2	0	5	3	3	0	0	28
12	Releford, Trevor	g	1-5	0-2	0-0	0	4	4	4	2	3	2	1	3	32
10	Eblen, Ben	g	0-0	0-0	0-0	0	1	1	1	0	0	0	0	0	3
14	Gueye, Moussa	g	1-4	0-0	0-0	3	1	4	1	2	1	2	0	0	10
20	Randolph, Levi	g	5-8	2-5	0-2	1	3	4	1	12	1	1	0	1	28
21	Cooper, Rodney	g	0-1	0-1	0-0	0	0	0	0	0	0	0	0	0	3
22	Steele, Andrew	g	2-3	0-0	2-3	3	5	8	0	6	0	1	0	0	25
Team						1	1	2							
Totals			21-49	4-18	8-12	11	28	39	14	54	11	15	6	4	200

FG % 1st Half:	11-27	40.7%	2nd half:	10-22	45.5%	Game:	21-49	42.9%	Deadball Rebounds:	1
3FG % 1st Half:	2-9	22.2%	2nd half:	2-9	22.2%	Game:	4-18	22.2%		
FT % 1st Half:	5-5	100.0%	2nd half:	3-7	42.9%	Game:	8-12	66.7%		

**South Carolina 56 • 9-10, 1-4 SEC**

##	Player	Total		3-Ptr		Rebounds			PF	TP	A TO	Blk	Stl	Min	
		FG-FGA	FG-FGA	FT-FTA	Off	Def	Tot								
13	GILL, Anthony	f	1-8	0-3	0-0	4	5	9	1	2	3	0	0	33	
15	COOKE, Malik	f	6-11	1-4	5-5	1	4	5	2	18	2	4	0	2	34
24	HARRIS, Damontre	f	5-11	0-0	2-3	3	0	3	3	12	0	0	2	0	29
23	ELLINGTON, Bruce	g	5-14	2-7	0-0	0	2	2	0	12	2	1	0	0	31
32	LEONARD, Damien	g	2-11	2-10	0-0	0	2	2	0	6	1	1	0	1	30
01	WILLIAMS, Brenton	g	0-5	0-4	0-0	0	0	0	0	0	0	2	1	0	16
30	JACKSON, Lakeem	g	1-2	0-0	0-1	1	0	1	0	2	0	0	0	1	9
33	SLAWSON, RJ	g	2-6	0-3	0-0	6	3	9	4	4	0	1	0	1	15
45	GEATHERS, Carlton	g	0-0	0-0	0-0	0	1	1	0	0	0	0	1	1	3
Team						4	1	5							
Totals			22-68	5-31	7-9	19	18	37	10	56	8	9	4	6	200

FG % 1st Half:	10-36	27.8%	2nd half:	12-32	37.5%	Game:	22-68	32.4%	Deadball Rebounds:	1,2
3FG % 1st Half:	3-16	18.8%	2nd half:	2-15	13.3%	Game:	5-31	16.1%		
FT % 1st Half:	4-6	66.7%	2nd half:	3-3	100.0	Game:	7-9	77.8%		

Officials: Ted Valentine, Mike Kitts, Mark Whitehead  
 Technical fouls: Alabama-None. South Carolina-None.  
 Attendance: 7807

Score by periods	1st	2nd	Total	In	Off	2nd	Fast	Bench
Alabama	29	25	54	34	8	13	8	20
South Carolina	27	29	56	32	10	13	6	6

Last FG - UA 2nd-01:03, SC 2nd-00:01.  
 Largest lead - UA by 5 1st-19:11, SC by 4 1st-15:46.  
 Score tied - 13 times.  
 Lead changed - 11 times.

## GAME 20 - SOUTH CAROLINA 62, OLE MISS 66 OXFORD, MISS. - JAN. 28, 2012

**OXFORD, Miss.** - The South Carolina men's basketball team suffered a 66-62 loss at Ole Miss on Saturday in SEC action. Senior forward Malik Cooke led the Gamecocks with 17 points, while sophomore guard Brenton Williams added 15.

South Carolina (9-11, 1-5 SEC) hit 40 percent (24-60) of its shot attempts in the contest, including eight made 3s in the game. Ole Miss (14-7, 4-3 SEC) hit 49 percent (24-49) from the field, but struggled from the free throw line, hitting just 13-of-24 attempts (54.2%).

South Carolina forced 18 Rebel turnovers, collecting 12 steals and posting 19 points off of take-aways. To compare, Ole Miss scored 16 points off of 13 Gamecock turnovers in the contest. Ole Miss held a 38-28 upperhand in rebounds as well.

Senior forward Terrance Henry led the Rebels with 15 points, including a 6-of-6 effort from the free throw line, while junior forward Murphy Holloway collected a double-double with 14 points and 11 rebounds, while also collecting a team high three steals.

After trading baskets to start the contest, Ole Miss took an 18-9 lead on a layup by Demarco Cox with 10:19 remaining in the first half. The Rebels extended their lead to as many as 11 before the Gamecocks used a 15-7 run over the last 7:25 to pull within three at halftime. A 3 by Williams began the run, which included two layups by freshman forward Anthony Gill and a 3 from sophomore guard Bruce Ellington.

Both teams committed nine turnovers in the opening half, with the Gamecocks dishing eight assists, including three from freshman guard Damien Leonard, while Ole Miss collected eight steals with the Gamecocks earning five.

South Carolina took its first lead since early in the contest less than a minute into the second half on a layup by Cooke. The teams would trade possessions through the under-16 minute media timeout before the Rebels would extend a lead to six at 43-37 on a made jumper by Nick Williams with 15:17 remaining.

The Gamecocks would battle back to take a one-point lead using an 8-1 run over the course of the next two minutes on a 3 by Cooke and a layup and 3 by Williams, but solid free throw shooting down the stretch gave the Rebels a lead they wouldn't give up the remainder of the game.

Neither team led by more than seven points in the second half. Two free throws by Williams put the Gamecocks behind by one point, 63-62, but a 3 by Henry with 17.5 seconds remaining sealed the game for the Rebels.

Cooke collected a team high seven rebounds for Carolina, while he and Williams both collected three steals. Gill tallied 10 points, two assists and two steals, and Ellington dished a season high five assists.

### Official Basketball Box Score -- Game Totals -- Final Statistics South Carolina vs Ole Miss 01/28/12 6:00 pm at Oxford, Miss. (Tad Smith Coliseum)

**South Carolina 62 • 9-11, 1-5**

##	Player	Total		3-Ptr		Rebounds			PF	TP	A TO	Blk	Stl	Min	
		FG-FGA	FG-FGA	FT-FTA	Off	Def	Tot								
13	GILL, Anthony	f	4-5	0-0	2-2	1	1	2	3	10	2	2	0	2	33
15	COOKE, Malik	f	6-14	3-3	2-3	3	4	7	3	17	2	4	0	3	30
24	HARRIS, Damontre	f	3-3	0-0	0-0	2	1	3	5	6	0	0	1	2	16
23	ELLINGTON, Bruce	g	4-16	1-5	0-0	0	1	1	1	9	5	4	0	1	36
32	LEONARD, Damien	g	1-8	1-7	0-0	1	0	1	0	3	3	1	0	0	17
01	WILLIAMS, Brenton	g	5-9	3-6	2-2	0	0	0	2	15	1	1	0	3	27
30	JACKSON, Lakeem	g	0-2	0-0	0-0	2	1	3	0	0	1	0	0	0	10
33	SLAWSON, RJ	g	0-2	0-0	0-0	0	3	3	2	0	1	1	0	0	18
45	GEATHERS, Carlton	g	1-1	0-0	0-0	1	1	2	1	2	0	0	1	1	13
Team						2	4	6							
Totals			24-60	8-21	6-7	12	16	28	17	62	15	13	2	12	200

FG % 1st Half:	11-30	36.7%	2nd half:	13-30	43.3%	Game:	24-60	40.0%	Deadball Rebounds:	0
3FG % 1st Half:	4-10	40.0%	2nd half:	4-11	36.4%	Game:	8-21	38.1%		
FT % 1st Half:	2-2	100.0	2nd half:	4-5	80.0%	Game:	6-7	85.7%		

**Ole Miss 66 • 14-7, 4-3**

##	Player	Total		3-Ptr		Rebounds			PF	TP	A TO	Blk	Stl	Min	
		FG-FGA	FG-FGA	FT-FTA	Off	Def	Tot								
01	Henry, Terrance	f	4-6	1-2	6-6	2	3	5	3	15	2	7	0	2	35
23	Buckner, Reginald	f	3-6	0-0	1-2	4	2	6	1	7	1	1	3	1	34
31	Holloway, Murphy	f	4-7	0-0	6-13	4	7	11	2	14	4	3	0	3	33
20	Williams, Nick	g	5-14	2-6	0-1	1	0	1	1	12	2	1	1	0	37
32	Summers, Jarvis	g	1-3	1-1	0-0	2	2	4	3	3	5	2	0	2	19
04	Cox, Demarco	g	1-1	0-0	0-2	1	4	5	0	2	0	0	2	0	13
10	White, LaDarius	g	1-2	0-1	0-0	0	2	2	0	2	0	0	0	0	4
12	Aniefiok, Maurice	g	0-1	0-0	0-0	0	0	0	0	0	0	0	0	1	2
45	Kendrick, Jalan	g	5-9	1-3	0-0	0	1	1	2	11	1	4	0	2	23
Team						0	3	3							
Totals			24-49	5-13	13-24	14	24	38	12	66	15	18	6	11	200

FG % 1st Half:	13-26	50.0%	2nd half:	11-23	47.8%	Game:	24-49	49.0%	Deadball Rebounds:	6,1
3FG % 1st Half:	2-7	28.6%	2nd half:	3-6	50.0%	Game:	5-13	38.5%		
FT % 1st Half:	3-7	42.9%	2nd half:	10-17	58.8%	Game:	13-24	54.2%		

Officials: Antinio Petty, Patrick Evans, Ron Groover  
 Technical fouls: South Carolina-None. Ole Miss-None.  
 Attendance: 7396

Score by periods	1st	2nd	Total	In	Off	2nd	Fast	Bench
South Carolina	28	34	62	30	19	14	12	17
Ole Miss	31	35	66	30	16	12	10	15

Last FG - SC 2nd-01:24, UM 2nd-00:18.  
 Largest lead - SC by 2 1st-17:08, UM by 11 1st-07:57.  
 Score tied - 5 times.  
 Lead changed - 8 times.

## GAME 21 - SOUTH CAROLINA 66, NO. 12/11 FLORIDA 74 GAINESVILLE, FLA. - FEB. 2, 2012

GAINESVILLE, Fla. - The Gamecocks pulled within six points, but solid free throw shooting down the stretch saw No. 12/11 Florida escape with a 74-66 win in SEC action at the Stephen C. O'Connell Center in Gainesville on Thursday night. The Gamecocks fall to 9-12, 1-6 SEC with the loss, while Florida improves to 18-4, 6-1 in league play.

Sophomore forward Damontre Harris had an impressive night for the Gamecocks with a near double-double, scoring 12 points, collecting nine rebounds and matching a career high with six blocks. Sophomore guard Bruce Ellington added 15 points and three assists.

Florida was led by junior guard Kenny Boynton with 24 points, while senior guard Irving Walker added 14 and freshman Bradley Beal added 17 and 11 rebounds.

After trailing by as many as 17 midway through the first half, the Gamecocks used a 9-1 run over the final 3:52 to pull within nine at the halftime break. Ellington led the Gamecocks with eight points in the set, with Harris adding six and four blocks.

The Gators held a five-point advantage at the under-16 minute media timeout and extended their lead to 10 points at 18-8 with 13:16 remaining. The Gamecocks continued to battle, as Harris was solid from the free throw line, and Cooke hit back-to-back jumpers late in the half.

Florida's Beal hit the only Gator point in the final minutes of the half on a free throw with 57 seconds remaining on the clock, and a layup by RJ Slawson at the buzzer put the score at 37-28 Florida at the break.

The teams traded baskets through the first part of the second half before the Gators took a timeout with 10:53 remaining after a 7-2 South Carolina run over the previous 3:23.

The Florida lead hovered around 10 points midway through the half. A layup by Cooke with 6:43 remaining pulled the Gamecocks within eight at 54-46. Following a missed 3 by Cooke, a tip-in by Gill saw the Gator lead at just six with 4:11 remaining.

Twice in the final three minutes the Gamecocks pulled within six. After a layup by Boynton with 55 seconds on the clock, sophomore guard Brenton Williams sank a 3 from the near corner for Carolina to bring the score to 67-62, but solid free throw shooting in the final minute by Florida saw the Gators escape with the 74-66 victory.

## GAME 22 - SOUTH CAROLINA 52, NO. 1/1 KENTUCKY 86 COLUMBIA, S.C. - FEB. 4, 2012

COLUMBIA, S.C. -- South Carolina was unable to overcome a hot-shooting night by No. 1/1 Kentucky as the Gamecocks dropped an 86-52 decision on Saturday at Colonial Life Arena.

With the loss, Carolina falls to 9-13 overall and 1-7 in SEC play. The Wildcats move to 23-1 on the season and 9-0 in the conference with their 15th straight victory.

On the night, Kentucky shot 51.6 percent from the floor, including 6-of-14 from 3-point range. The Wildcats also sank 16-of-21 attempts from the free-throw line. South Carolina couldn't find an answer against Kentucky's defensive pressure, shooting just 30.5 percent for the game.

Freshman guard Damien Leonard tossed in a career-high 19 points, including four 3-pointers, to lead the Gamecocks, while freshman forward Anthony Gill chipped in 10 points. Sophomore forward Damontre Harris added five points, six rebounds and four blocks.

Freshman forward Anthony Davis scored a game-high 22 points, pulled down eight rebounds and blocked eight shots to pace Kentucky. As a team, the Wildcats finished the contest with 10 blocks. Doron Lamb and Terrence Jones added 18 and 16 points, respectively, while Kyle Wiltjer finished with 12.

The Wildcats were in a rhythm early as they built a 23-10 lead by making eight of their first nine shots, including both attempts from beyond the arc. South Carolina answered with an 8-2 run capped by a Leonard 3-pointer that trimmed Kentucky's lead to 25-18 with 10:55 left in the half. However, Kentucky closed the half on a 27-7 run to take a 52-25 lead into the locker room.

The Wildcats opened the second half on a 19-5 run to pull away for the win.

### Official Basketball Box Score -- Game Totals -- Final Statistics South Carolina vs Florida 2/2/12 9 p.m. at Stephen C. O'Connell Center

#### South Carolina 66 • 9-12, 1-6 SEC

#	Player	Total		3-Ptr		Rebounds			PF	TP	A	TO	Blk	Stl	Min
		FG-FGA	FG-FGA	FT-FTA	Off	Def	Tot								
13	GILL, Anthony	f	5-7	1-2	0-0	3	2	5	5	11	1	0	0	0	25
15	COOKE, Malik	f	5-12	0-3	2-2	1	3	4	4	12	2	3	0	1	28
24	HARRIS, Damontre	f	4-5	0-0	4-4	2	7	9	3	12	0	1	6	3	37
23	ELLINGTON, Bruce	g	6-14	3-7	0-2	0	1	1	4	15	3	4	0	0	37
32	LEONARD, Damien	g	0-1	0-1	0-0	0	0	0	3	0	0	2	0	0	8
01	WILLIAMS, Brenton	g	2-9	1-5	3-4	0	4	4	3	8	1	2	1	0	22
02	RICHARDSON, Brian	g	2-6	1-3	0-0	1	1	2	2	5	0	1	0	0	12
30	JACKSON, Lakeem	g	0-0	0-0	1-2	0	1	1	3	1	1	1	0	0	15
33	SLAWSON, RJ	g	1-2	0-0	0-0	1	1	2	1	2	0	1	0	0	13
45	GEATHERS, Carlton	g	0-0	0-0	0-0	0	0	0	0	0	0	0	0	0	3
	Team					2	0	2							
	<b>Totals</b>		<b>25-56</b>	<b>6-21</b>	<b>10-14</b>	<b>10</b>	<b>20</b>	<b>30</b>	<b>28</b>	<b>66</b>	<b>8</b>	<b>15</b>	<b>7</b>	<b>4</b>	<b>200</b>

FG % 1st Half: 10-22 45.5% 2nd half: 15-34 44.1% Game: 25-56 44.6%  
3FG % 1st Half: 3-9 33.3% 2nd half: 3-12 25.0% Game: 6-21 28.6%  
FT % 1st Half: 5-5 100.0 2nd half: 5-9 55.6% Game: 10-14 71.4%

#### Florida 74 • 18-4, 6-1 SEC

#	Player	Total		3-Ptr		Rebounds			PF	TP	A	TO	Blk	Stl	Min
		FG-FGA	FG-FGA	FT-FTA	Off	Def	Tot								
15	Yeguate, Will	f	2-3	0-0	0-0	2	6	8	2	4	0	1	1	1	28
33	Murphy, Erik	f	2-10	0-4	0-0	2	4	6	2	4	1	0	1	1	28
01	Boynton, Kenny	g	6-13	4-8	8-10	1	2	3	1	24	1	1	0	0	28
11	Walker, Erving	g	4-11	2-6	4-6	2	2	4	0	14	7	3	0	2	33
23	Beal, Bradley	g	5-11	1-6	6-9	2	5	7	2	17	1	2	0	0	35
03	Rosario, Mike	g	1-5	0-2	2-2	1	0	1	0	4	0	1	0	0	8
04	Young, Patric	g	2-4	0-0	1-3	4	1	5	1	5	1	4	1	1	25
05	Wilbekin, Scottie	g	0-2	0-2	2-2	0	1	1	3	2	1	1	0	1	15
	Team					3	0	3							
	<b>Totals</b>		<b>22-59</b>	<b>7-28</b>	<b>23-32</b>	<b>20</b>	<b>22</b>	<b>42</b>	<b>11</b>	<b>74</b>	<b>12</b>	<b>13</b>	<b>3</b>	<b>6</b>	<b>200</b>

FG % 1st Half: 13-33 39.4% 2nd half: 9-26 34.6% Game: 22-59 37.3%  
3FG % 1st Half: 6-15 40.0% 2nd half: 1-13 7.7% Game: 7-28 25.0%  
FT % 1st Half: 5-11 45.5% 2nd half: 18-21 85.7% Game: 23-32 71.9%

Officials: Mike Stuart, John Cahill, Doug Sirmons  
Technical fouls: South Carolina-None. Florida-None.  
Attendance: 10003  
USC #13 fouled out at :09 of second half

Score by periods	1st	2nd	Total
South Carolina	28	38	66
Florida	37	37	74

Last FG - SC 2nd-00:13, UF 2nd-00:53.  
Largest lead - SC by 1 1st-19:08, UF by 17 1st-09:55.

Score tied - 0 times.  
Lead changed - 2 times.

### Official Basketball Box Score -- Game Totals -- Final Statistics Kentucky vs South Carolina 2/4/12 6 p.m. ET at Columbia, S.C. (Colonial Life Arena)

#### Kentucky 86 • 23-1, 9-0

#	Player	Total		3-Ptr		Rebounds			PF	TP	A	TO	Blk	Stl	Min
		FG-FGA	FG-FGA	FT-FTA	Off	Def	Tot								
03	Jones, Terrence	f	5-10	0-1	6-7	1	5	6	1	16	4	0	1	2	27
14	Kidd-Gilchrist, M.	f	2-7	0-1	3-6	3	2	5	2	7	3	0	1	0	30
23	Davis, Anthony	f	9-10	0-0	4-5	3	5	8	3	22	1	0	8	2	28
20	Lamb, Doron	g	6-7	3-3	3-3	1	3	4	2	18	1	0	0	1	28
25	Teague, Marquis	g	2-6	0-2	0-0	0	0	0	1	4	3	2	1	1	28
01	Miller, Darius	g	2-5	1-3	0-0	1	1	2	2	5	4	1	0	0	20
10	Beckham, Twany	g	0-1	0-0	0-0	1	1	2	0	0	0	0	0	0	9
30	Vargas, Eloy	g	1-2	0-0	0-0	0	0	1	1	2	0	0	0	0	12
33	Wiltjer, Kyle	g	5-14	2-4	0-0	2	2	4	1	12	1	0	0	0	18
	Team					3	6	9							
	<b>Totals</b>		<b>32-62</b>	<b>6-14</b>	<b>16-21</b>	<b>15</b>	<b>26</b>	<b>41</b>	<b>13</b>	<b>86</b>	<b>17</b>	<b>3</b>	<b>11</b>	<b>6</b>	<b>200</b>

FG % 1st Half: 17-29 58.6% 2nd half: 15-33 45.5% Game: 32-62 51.6%  
3FG % 1st Half: 3-6 50.0% 2nd half: 3-8 37.5% Game: 6-14 42.9%  
FT % 1st Half: 15-18 83.3% 2nd half: 1-3 33.3% Game: 16-21 76.2%

#### South Carolina 52 • 9-13, 1-7

#	Player	Total		3-Ptr		Rebounds			PF	TP	A	TO	Blk	Stl	Min
		FG-FGA	FG-FGA	FT-FTA	Off	Def	Tot								
13	GILL, Anthony	f	3-8	2-2	2-6	1	2	3	2	10	2	2	0	0	35
15	COOKE, Malik	f	2-9	1-4	0-0	1	3	4	3	5	1	2	3	0	29
24	HARRIS, Damontre	f	2-4	0-0	1-2	2	4	6	3	5	0	0	4	0	27
23	ELLINGTON, Bruce	g	1-9	1-5	0-0	1	1	2	2	3	3	2	0	0	25
32	LEONARD, Damien	g	7-16	4-8	1-3	1	0	1	1	19	0	1	0	0	28
01	WILLIAMS, Brenton	g	1-2	1-1	0-0	0	0	0	0	3	0	1	0	0	12
02	RICHARDSON, Brian	g	0-1	0-0	0-0	0	0	0	0	0	1	0	0	0	3
05	SMITH, Eric	g	1-3	0-0	0-0	0	1	1	0	2	2	0	0	0	12
30	JACKSON, Lakeem	g	1-4	0-0	0-0	1	3	4	0	2	1	0	0	0	11
33	SLAWSON, RJ	g	0-1	0-0	1-2	1	0	1	4	1	0	0	2	0	8
45	GEATHERS, Carlton	g	0-2	0-0	2-2	2	1	3	1	2	0	0	0	0	10
	Team					3	2	5							
	<b>Totals</b>		<b>18-59</b>	<b>9-20</b>	<b>7-15</b>	<b>13</b>	<b>17</b>	<b>30</b>	<b>16</b>	<b>52</b>	<b>10</b>	<b>8</b>	<b>9</b>	<b>0</b>	<b>200</b>

FG % 1st Half: 9-34 26.5% 2nd half: 9-25 36.0% Game: 18-59 30.5%  
3FG % 1st Half: 4-9 44.4% 2nd half: 5-11 45.5% Game: 9-20 45.0%  
FT % 1st Half: 3-5 60.0% 2nd half: 4-10 40.0% Game: 7-15 46.7%

Officials: Joe Lindsay, Bert Smith, Willi Washington  
Technical fouls: Kentucky-None. South Carolina-None.  
Attendance: 16527

Score by periods	1st	2nd	Total
Kentucky	52	34	86
South Carolina	25	27	52

Last FG - UK 2nd-00:42, SC 2nd-00:24.  
Largest lead - UK by 41 2nd-10:14, SC None.

Score tied - 0 times.  
Lead changed - 0 times.



## GAME 23 - SOUTH CAROLINA 57, TENNESSEE 69 KNOXVILLE, TENN. - FEB. 8, 2012

**KNOXVILLE, Tenn.** - The South Carolina men's basketball team suffered a 69-57 loss at Tennessee on Wednesday in SEC action in Knoxville. Sophomore guard Bruce Ellington led South Carolina with 12 points, while freshman guard Damien Leonard and sophomore guard Brenton Williams both added 11.

Ellington dished a season high six assists in the game, while also collecting two steals. Junior guard Skylar McBee led the Volunteers with 18 points, while Jeronne Maymon added 12 and Trae Golden 14. Golden and Cameron Tatum both collected four assists. UT hit 50.0 percent (19-38) from the field, while the Gamecocks hit 33.9 percent (19-56).

South Carolina (9-14, 1-8 SEC) hit 10 shots against 11 by the Volunteers (12-12, 4-5 SEC) in the opening 20 minutes of play, but seven made 3s by Tennessee saw the Gamecocks trail at the half. UT also held an advantage on the boards, collecting 20 rebounds compared to 12 by Carolina.

After the teams traded baskets to open the game, a 3 by Ellington with 13:57 on the clock gave the Gamecocks a 12-7 advantage. Gill hit a free throw, but two 3s by UT's Jordan McRae midway through the half knotted the score at 13-13.

Again the teams traded baskets and the Volunteers added four points from the free throw line towards the end of the half. With the contest tied at 27 with 1:31 remaining in the set, paced by three 3s, Tennessee used an 8-0 run to take a 35-27 upperhand into the locker room at halftime. McBee hit two 3s and Tatum added another during the stretch.

Tennessee pushed its lead to 45-32 with a 10-5 run to open the half, but following three straight UT turnovers midway through the half, South Carolina's Brenton Williams' hit consecutive 3s to pull the Gamecocks within seven at 51-44.

South Carolina followed with a run of its own, pulling within four at 54-50 with 6:36 remaining after a free throw by Cooke. The Gamecocks continued to chip away at the UT lead when Ellington hit a layup and free throw following a foul by Golden to put the score at 58-55 Volunteers at the 4:07 mark.

The Gamecocks were unable to overcome the lead, however, and two three-point plays and solid free throw shooting by Tennessee in the final minutes saw the Volunteers take the 69-57 victory.

### Official Basketball Box Score -- Game Totals -- Final Statistics South Carolina vs Tennessee 02/08/12 8:00 p.m. at Knoxville, Tenn. (Thompson-Boling Arena)

#### South Carolina 57 • 9-14, 1-8 SEC

#	Player	Total		3-Ptr		Rebounds			PF	TP	A	TO	Blk	Stl	Min
		FG-FGA	FG-FGA	FT-FTA	Off	Def	Tot								
15	COOKE, Malik	f	2-6	0-1	5-6	3	1	4	3	9	1	0	0	1	33
24	HARRIS, Damontre	f	1-7	0-0	0-0	2	3	5	4	2	0	0	1	1	21
33	SLAWSON, RJ	f	3-5	1-3	2-3	1	4	5	4	9	0	2	1	0	23
23	ELLINGTON, Bruce	g	5-16	1-5	1-1	3	1	4	3	12	6	2	0	2	34
32	LEONARD, Damien	g	4-7	3-4	0-0	0	0	0	1	11	1	0	0	0	22
01	WILLIAMS, Brenton	g	3-6	2-2	3-5	1	0	1	1	11	1	0	0	0	16
02	RICHARDSON, Brian	g	0-0	0-0	0-0	0	0	0	0	0	0	0	0	0	1
05	SMITH, Eric	g	0-1	0-0	0-0	0	0	0	0	0	0	0	0	0	6
13	GILL, Anthony	g	0-6	0-1	1-4	2	2	4	4	1	2	3	0	0	26
30	JACKSON, Lakeem	g	1-2	0-0	0-0	0	2	2	1	2	1	0	0	0	13
45	GEATHERS, Carlton	g	0-0	0-0	0-0	0	0	0	0	0	0	0	0	0	5
Team						4	1	5							
Totals			19-56	7-16	12-19	16	14	30	21	57	12	7	2	4	200

FG % 1st Half: 10-27 37.0% 2nd half: 9-29 31.0% Game: 19-56 33.9%  
 3FG % 1st Half: 4-7 57.1% 2nd half: 3-9 33.3% Game: 7-16 43.8%  
 FT % 1st Half: 3-5 60.0% 2nd half: 9-14 64.3% Game: 12-19 63.2%

Deadball Rebounds 3

#### Tennessee 69 • 12-12, 4-5 SEC

#	Player	Total		3-Ptr		Rebounds			PF	TP	A	TO	Blk	Stl	Min
		FG-FGA	FG-FGA	FT-FTA	Off	Def	Tot								
20	Hall, Kenny	f	1-2	0-0	2-5	5	5	10	1	4	0	1	3	1	32
34	Maymon, Jeronne	f	3-6	0-0	6-7	0	6	6	4	12	3	3	0	1	35
11	Golden, Trae	g	3-8	1-4	7-7	0	3	3	2	14	4	2	0	0	36
13	McBee, Skylar	g	4-7	4-7	6-6	0	0	0	0	18	0	0	0	1	31
23	Tatum, Cameron	g	2-4	2-3	0-1	3	2	5	2	6	4	3	0	1	27
00	Makanjuola, Yemi	g	0-1	0-0	0-0	0	0	0	2	0	0	0	0	0	1
01	Richardson, Josh	g	3-3	1-1	0-0	1	2	3	1	7	0	1	0	0	14
03	Woolridge, Renaldo	g	0-0	0-0	0-0	2	0	0	2	0	1	0	0	0	3
52	McRae, Jordan	g	3-7	2-5	0-0	0	5	5	4	8	3	3	1	0	21
Team						0	2	2							
Totals			19-38	10-20	21-26	9	25	34	18	69	14	14	4	4	200

FG % 1st Half: 11-23 47.8% 2nd half: 8-15 53.3% Game: 19-38 50.0%  
 3FG % 1st Half: 7-13 53.8% 2nd half: 3-7 42.9% Game: 10-20 50.0%  
 FT % 1st Half: 6-7 85.7% 2nd half: 15-19 78.9% Game: 21-26 80.8%

Deadball Rebounds 1

Officials: Anthony Jordan, Mike Nance, Ron Groover  
 Technical fouls: South Carolina-None. Tennessee-None.  
 Attendance: 14784

Score by periods	1st	2nd	Total
South Carolina	27	30	57
Tennessee	35	34	69

	In	Off	2nd	Fast	Bench
Points	Paint	T/O	Chance	Break	
SC	8	18	11	5	14
UT	12	12	13	2	15

Last FG - SC 2nd-04:07, UT 2nd-02:20.  
 Largest lead - SC by 5 1st-13:57, UT by 15 2nd-13:44.

Score tied - 6 times.  
 Lead changed - 6 times.

## GAME 24 - SOUTH CAROLINA 65, ARKANSAS 76 FAYETTEVILLE, ARK. - FEB. 11, 2012

**FAYETTEVILLE, Ark.** - The South Carolina men's basketball team suffered a 76-65 loss on the road at Arkansas at Bud Walton Arena in Fayetteville, Ark., on Saturday in SEC play. Sophomore forward Damontre Harris led South Carolina with 12 points in the contest.

Senior forward Malik Cooke led the Gamecocks (9-15, 1-9 SEC) with eight rebounds, while adding 11 points and two steals, while junior forward Lakeem Jackson added six points and three steals.

Arkansas (17-8, 5-5 SEC) was led by freshman guard BJ Young with 27 points, while freshman forward Devonta Abron added 10. The Razorbacks held a 32-30 rebounding advantage in the game.

The Gamecocks struggled with turnovers in the contest, committing 21. South Carolina hit 41.8 percent (23-55) from the floor, while Arkansas hit 50.8 percent (30-59). Both team's hit five 3s in the contest.

Both teams struggled offensively through the first media timeout of the game. A layup by South Carolina's Brenton Williams and a made free throw following the shot saw the contest tied at 12-12 with 11:11 on the clock. The teams would trade baskets midway through the half, but the Razorbacks would make a run capped by a Young layup to take a 25-17 lead with 7:01 on the clock.

The Gamecocks would battle back, however, paced by a pair of steals by Jackson and Eric Smith, South Carolina answered with a 10-2 run to tie the score again at 27-27 at the 4:07 mark. The Gamecocks struggled with turnovers and failed to score during the final minutes of the half, and a 3 from Young would put the score at 38-27 Razorbacks at halftime.

Arkansas extended its lead to open the half, but a dunk by Harris at the 15:59 mark saw the Gamecocks score after Cooke collected a loose ball at the opposite end.

South Carolina again struggled with turnovers on consecutive possessions under the 10-minute mark, allowing Arkansas to extend its lead to as many as 23, but the Gamecocks continued to battle, scoring 16 unanswered points, the last on a layup by Ellington with 2:39 remaining. Ellington turned in two layups, and Williams hit a long 3 to highlight the run.

Arkansas was able to close the win with solid free throw shooting during the final minutes of play.

### Official Basketball Box Score -- Game Totals -- Final Statistics SC vs Arkansas 02-11-12 12:30 pm at Bud Walton Arena, Fayetteville AR

#### SC 65 • 9-15, 1-9

#	Player	Total		3-Ptr		Rebounds			PF	TP	A	TO	Blk	Stl	Min
		FG-FGA	FG-FGA	FT-FTA	Off	Def	Tot								
15	COOKE, Malik	f	3-11	0-3	5-6	4	4	8	1	11	0	6	2	1	34
24	HARRIS, Damontre	f	4-4	0-0	4-4	4	3	7	2	12	0	1	1	2	28
33	SLAWSON, RJ	f	2-4	0-2	0-1	1	1	2	2	4	1	2	0	0	16
23	ELLINGTON, Bruce	g	4-6	1-2	0-0	1	3	4	2	9	3	4	0	0	23
32	LEONARD, Damien	g	2-9	2-8	0-0	0	1	1	2	6	0	1	0	0	22
01	WILLIAMS, Brenton	g	3-9	1-7	1-1	0	1	1	5	8	0	2	0	0	17
05	SMITH, Eric	g	2-5	1-3	2-2	0	1	1	1	7	2	3	0	2	17
13	GILL, Anthony	g	0-2	0-0	2-6	2	2	4	1	2	0	1	2	1	17
30	JACKSON, Lakeem	g	3-5	0-0	0-1	0	1	1	2	6	1	1	0	3	25
Team						1	0	1							
Totals			23-55	5-25	14-21	13	17	30	18	65	7	21	5	9	200

FG % 1st Half: 10-26 38.5% 2nd half: 13-29 44.8% Game: 23-55 41.8%  
 3FG % 1st Half: 2-11 18.2% 2nd half: 3-14 21.4% Game: 5-25 20.0%  
 FT % 1st Half: 5-9 55.6% 2nd half: 9-12 75.0% Game: 14-21 66.7%

Deadball Rebounds 3,2

#### Arkansas 76 • 17-8, 5-5

#	Player	Total		3-Ptr		Rebounds			PF	TP	A	TO	Blk	Stl	Min
		FG-FGA	FG-FGA	FT-FTA	Off	Def	Tot								
04	ABRON, Devonta	f	5-7	0-0	0-0	3	3	6	3	10	1	3	0	2	25
22	WATHE, Marvell	f	1-5	0-1	0-0	0	3	3	1	2	2	2	2	2	24
01	WADE, Mardracus	g	1-3	0-2	2-2	0	1	1	4	4	2	3	0	2	23
03	SCOTT, Rickey	g	0-4	0-1	0-0	0	1	1	1	0	1	2	0	0	11
23	NOBLES, Julysses	g	4-6	1-2	0-0	0	0	0	3	9	2	2	0	4	30
00	MADDEN, Rashad	g	1-3	0-2	0-0	1	6	7	1	2	4	1	0	1	23
11	YOUNG, BJ	g	8-15	3-4	8-8	2	3	5	0	27	4	1	0	1	29
20	HAYDAR, Kikko	g	1-1	1-1	0-0	0	0	0	1	3	0	0	0	0	5
21	MICHELSON, Hunter	g	5-8	0-0	1-2	2	2	4	2	11	0	0	2	0	14
25	MITCHELL, Brandon	g	4-7	0-0	0-2	1	3	4	2	8	0	3	1	1	16
Team						1	0	1							
Totals			30-59	5-13	11-14	10	22	32	18	76	16	17	5	13	200

FG % 1st Half: 14-27 51.9% 2nd half: 16-32 50.0% Game: 30-59 50.8%  
 3FG % 1st Half: 3-6 50.0% 2nd half: 2-7 28.6% Game: 5-13 38.5%  
 FT % 1st Half: 7-10 70.0% 2nd half: 4-4 100.0% Game: 11-14 78.6%

Deadball Rebounds 3,1

Officials: Doug Shows, Ed Corbett, Bruce Benedict  
 Technical fouls: SC-None. Arkansas-None.  
 Attendance: 16100  
 Fouled Out: SC #1 B. Williams at 0:36.3 in 2nd Half

Score by periods	1st	2nd	Total
SC	27	38	65
Arkansas	38	38	76

	In	Off	2nd	Fast	Bench
Points	Paint	T/O	Chance	Break	
SC	30	23	17	6	23
AR	46	25	12	11	51

Last FG - SC 2nd-00:19, AR 2nd-01:57.  
 Largest lead - SC by 3 1st-18:23, AR by 23 2nd-06:09.

Score tied - 4 times.  
 Lead changed - 1 time.

## GAME 25 - SOUTH CAROLINA 57, GEORGIA 56 COLUMBIA, S.C. - FEB. 15, 2012

**COLUMBIA, S.C.** - Senior Malik Cooke led all scorers with 13 points, but it was his go-ahead layup with 20 seconds remaining that sealed a 57-56 South Carolina victory over Georgia Wednesday night at the Colonial Life Arena.

The Bulldogs (12-13, 3-8 SEC) had one final desperation attempt in the final second of play, but the Gamecocks (10-15, 2-9 SEC) held on for their second conference victory of the season to end Georgia's win streak.

Cooke's 13 points were followed by Brenton Williams's 10-point effort. Damontre Harris posted a stat line of nine points, eight rebounds and five blocks. Georgia was led by Gerald Robinson's 11 points.

Both teams got off to a slow start in the game, shooting a combined 7-for-27 in the opening eight minutes with the Gamecocks holding a 9-8 lead into the second media timeout. Georgia then proceeded to try and separate themselves by hitting three of four shots in an 8-0 run to take the largest lead of the half for either team, 16-9, but South Carolina quickly responded by making the next three shots of the game to even the score at 16-16 with 6:23 remaining in the half.

Trailing 19-18, Brenton Williams put the Gamecocks on his back with eight consecutive points in a one minute span to give South Carolina its biggest lead of the half, 26-21, with two minutes remaining before the break. After trading jumpers with Georgia's Ken Caldwell-Pope, Williams hit back-to-back 3's sandwiched around a Georgia turnover to get the Gamecock crowd back into the game.

The teams headed into halftime with the Gamecocks holding a 28-26 lead with both teams hitting nine field goals in the half and South Carolina going a perfect 7-for-7 from the charity stripe.

An even second half was threatened to open up when Georgia fought to take a 46-39 lead with 9:10 remaining, but South Carolina again immediately shot its way back into the contest with a jumper by Malik Cooke preceding a Bruce Ellington three-pointer to make it a one possession game.

The Gamecocks reclaimed the lead at 50-48 in the waning five minutes with a six consecutive points coming at the hands of Cooke and Ellington before the teams entered the final media timeout tied at 53-53 on the back of consecutive 3's from South Carolina's Damien Leonard and Georgia's Caldwell-Pope.

Georgia's Gerald Robinson hit a 3 to give the Bulldogs a 56-55 advantage with 42 seconds remaining, but Cooke hit the go-ahead layup at the 20 second mark to put Carolina ahead 57-56. On the next possession, Damontre Harris rejected Robinson's shot in the paint, and Ellington collected the rebound, forcing Georgia to foul for the 1-and-1. Ellington missed the free throw, and Caldwell-Pope gave the Bulldogs a look for the win, but South Carolina escaped for their second conference victory.

## GAME 26 - SOUTH CAROLINA 58, LSU 68 COLUMBIA, S.C. - FEB. 18, 2012

**COLUMBIA, S.C.** - The South Carolina men's basketball team suffered a 68-58 loss to LSU on Saturday afternoon at Colonial Life Arena. Senior forward Malik Cooke, who needed six points to reach the 1,000-point milestone for his career, drained a 3 from the right wing in the second half to break the mark.

Cooke led the Gamecocks (10-16, 2-10 SEC) in scoring, finishing with 17 points. Freshman forward Anthony Gill came off the bench to score nine points and collect four rebounds, and sophomore forward Damontre Harris added eight points and tied a career high with three assists. Sophomore guard Bruce Ellington scored six and brought down a team-high and personal season-high seven rebounds.

LSU (16-10, 6-6 SEC) junior center Justin Hamilton led all scorers with 18 points. Senior forward Storm Warren netted 12 points and collected a game-high eight boards, and Anthony Hickey also recorded double figures with 10 points.

After a slow offensive start for both teams, LSU was able to stretch out an early 13-6 lead before both offenses stalled and didn't find the basket for nearly three minutes. The Gamecocks then settled into a rhythm and scored 10 unanswered points. The run helped South Carolina claim a 20-17 lead with two minutes to go in the first half, but LSU reclaimed the lead by finishing the half on an 8-2 run to give them a 25-22 advantage going into the locker room.

LSU was able to maintain their lead in the early stages of the second half until the Gamecocks seemed to be seizing momentum after a steal by junior forward Lakeem Jackson. Jackson found sophomore guard Brenton Williams in transition for a dunk to trim the Tiger lead to 38-36, but Williams was called for a technical on the play, and LSU went on a 10-2 run over the next four minutes to take control of the game.

The Gamecocks made one final run punctuated by back-to-back 3-pointers by Cooke, to cut a 12-point deficit to four points at 52-56 with just over three minutes remaining. The South Carolina threat could not find a way to inch closer, and LSU went 5-of-6 from the line in the final 1:20 of the game to seal the 68-58 win.

### Official Basketball Box Score -- Game Totals -- Final Statistics Georgia vs South Carolina 2/15/12 7 p.m. at Columbia, S.C. (Colonial Life Arena)

**Georgia 56 • 12-13, 3-8**

#	Player	Total			3-Ptr			Rebounds			PF	TP	A	TO	Blk	Stl	Min
		FG-FGA	FG-FGA	FT-FTA	FG-FGA	FG-FGA	FT-FTA	Off	Def	Tot							
02	Thornton, Marcus	f	2-8	0-1	3-4	5	3	8	3	7	0	1	0	2	29		
15	Williams, Donte'	f	3-8	0-0	1-2	3	1	4	2	7	0	2	1	0	23		
01	Caldwell-Pope, Ken.	g	3-12	1-7	2-2	1	4	5	4	9	1	3	1	2	35		
03	Ware, Dustin	g	3-6	2-4	0-0	1	3	4	2	8	5	0	0	1	32		
22	Robinson, Gerald	g	4-8	1-1	2-2	2	5	7	0	11	6	3	0	0	31		
11	Williams, Vincent	0-1	0-1	0-0	0	0	0	0	2	0	1	1	0	0	6		
12	Bucklin, Matt	0-0	0-0	0-0	0	0	0	0	0	0	0	0	0	0	+		
20	Nolte, Connor	0-1	0-1	0-0	0	1	1	1	0	0	0	0	0	0	5		
23	Brantley, Sherrard	2-2	2-2	0-0	0	0	0	0	6	0	2	0	0	0	10		
32	Florveus, John	1-4	0-0	1-2	0	1	1	0	3	0	0	0	0	0	14		
42	Djurisic, Nemanja	2-7	0-0	1-2	3	2	5	2	5	1	1	0	0	0	15		
Team					0	2	2										
Totals			20-57	6-17	10-14	15	22	37	16	56	14	13	2	5	200		

FG % 1st Half: 9-29 31.0% 2nd half: 11-28 39.3% Game: 20-57 35.1%  
3FG % 1st Half: 2-9 22.2% 2nd half: 4-8 50.0% Game: 6-17 35.3%  
FT % 1st Half: 6-8 75.0% 2nd half: 4-6 66.7% Game: 10-14 71.4%

Deadball Rebounds 4

**South Carolina 57 • 10-15, 2-9**

#	Player	Total			3-Ptr			Rebounds			PF	TP	A	TO	Blk	Stl	Min
		FG-FGA	FG-FGA	FT-FTA	FG-FGA	FG-FGA	FT-FTA	Off	Def	Tot							
15	COOKE, Malik	f	4-11	1-4	4-4	0	1	1	2	13	2	2	2	2	30		
24	HARRIS, Damontre	f	4-5	0-0	1-1	3	5	8	2	9	0	3	5	0	38		
33	SLAWSON, RJ	f	2-4	0-1	2-2	1	2	3	3	6	0	0	0	2	16		
23	ELLINGTON, Bruce	g	2-8	1-5	2-3	1	4	5	1	7	4	4	0	2	35		
32	LEONARD, Damien	g	1-6	1-5	0-0	0	0	0	2	3	1	1	1	1	23		
01	WILLIAMS, Brenton	4-7	2-4	0-0	0	1	1	10	2	0	0	0	0	0	17		
05	SMITH, Eric	0-2	0-1	0-0	0	0	0	1	0	0	0	0	0	0	5		
13	GILL, Anthony	2-6	0-0	5-5	2	4	6	2	9	0	1	0	0	0	25		
30	JACKSON, Lakeem	0-0	0-0	0-0	1	2	3	0	0	1	3	0	1	1	11		
Team					0	2	2										
Totals			19-49	5-20	14-15	8	21	29	14	57	10	14	8	8	200		

FG % 1st Half: 9-26 34.6% 2nd half: 10-23 43.5% Game: 19-49 38.8%  
3FG % 1st Half: 3-11 27.3% 2nd half: 2-9 22.2% Game: 5-20 25.0%  
FT % 1st Half: 7-7 100.0% 2nd half: 7-8 87.5% Game: 14-15 93.3%

Deadball Rebounds 1,1

Officials: Joe Lindsay, Lee Cassell, Mark Whitehead  
Technical fouls: Georgia-None. South Carolina-None.  
Attendance: 7569

Score by periods	1st	2nd	Total
Georgia	26	30	56
South Carolina	28	29	57

	In	Off	2nd	Fast	Bench
Points	20	12	9	10	14
UGA	22	10	8	5	19
SC					

Last FG - UGA 2nd-00:42, SC 2nd-00:20.  
Largest lead - UGA by 7 1st-09:01, SC by 5 1st-02:03.

Score tied - 10 times.  
Lead changed - 14 times.

### Official Basketball Box Score -- Game Totals -- Final Statistics LSU vs South Carolina 2/18/12 1:47 p.m. at Columbia, S.C. (Colonial Life Arena)

**LSU 68 • 16-10, 6-6**

#	Player	Total			3-Ptr			Rebounds			PF	TP	A	TO	Blk	Stl	Min
		FG-FGA	FG-FGA	FT-FTA	FG-FGA	FG-FGA	FT-FTA	Off	Def	Tot							
24	WARREN, Storm	f	6-10	0-0	0-1	0	8	8	1	12	1	2	0	0	25		
41	HAMILTON, Justin	c	5-8	0-0	8-8	4	1	5	3	18	2	4	0	0	33		
01	HICKEY, Anthony	g	3-7	2-4	2-4	3	3	6	0	10	7	2	0	3	35		
10	STRINGER, Andre	g	2-8	0-2	5-8	1	2	3	2	9	3	1	0	1	38		
22	TURNER, Ralston	g	3-5	3-4	0-0	0	2	2	5	9	2	1	1	0	29		
02	O'BRYANT III, Johnny	4-9	0-0	0-0	3	4	7	3	8	0	4	2	0	0	16		
04	BASS, Chris	0-0	0-0	0-0	0	0	0	0	0	0	1	0	0	0	7		
05	WHITE, Malcolm	0-0	0-0	0-0	0	2	2	0	0	0	0	0	0	0	3		
13	LUDWIG, Eddie	0-1	0-0	0-0	0	0	0	0	0	0	1	0	0	0	3		
32	ISAAC, John	1-1	0-0	0-0	0	0	0	3	2	3	1	0	0	0	11		
Team					1	1	2										
Totals			24-49	5-10	15-21	12	23	35	17	68	18	17	3	4	200		

FG % 1st Half: 9-23 39.1% 2nd half: 15-26 57.7% Game: 24-49 49.0%  
3FG % 1st Half: 4-7 57.1% 2nd half: 1-3 33.3% Game: 5-10 50.0%  
FT % 1st Half: 3-5 60.0% 2nd half: 12-16 75.0% Game: 15-21 71.4%

Deadball Rebounds 2,1

**South Carolina 58 • 10-16, 2-10**

#	Player	Total			3-Ptr			Rebounds			PF	TP	A	TO	Blk	Stl	Min
		FG-FGA	FG-FGA	FT-FTA	FG-FGA	FG-FGA	FT-FTA	Off	Def	Tot							
15	COOKE, Malik	f	5-11	3-5	4-7	1	1	2	3	17	2	2	0	0	25		
24	HARRIS, Damontre	f	2-4	0-0	4-4	0	4	4	4	8	3	4	3	1	30		
33	SLAWSON, RJ	f	1-3	0-2	1-2	1	2	3	1	3	1	1	0	1	17		
23	ELLINGTON, Bruce	g	3-12	0-5	0-0	2	5	7	4	6	2	0	0	1	32		
32	LEONARD, Damien	g	2-5	0-2	0-0	0	0	0	1	4	0	1	0	1	21		
01	WILLIAMS, Brenton	3-5	0-2	0-0	0	1	1	2	6	2	1	0	0	0	19		
05	SMITH, Eric	0-0	0-0	2-2	0	1	1	1	2	0	0	0	0	0	8		
13	GILL, Anthony	3-4	1-1	2-4	1	3	4	0	9	1	1	1	1	1	29		
30	JACKSON, Lakeem	1-3	0-0	1-2	0	1	1	1	3	2	0	0	1	1	19		
Team					0	0	0										
Totals			20-47	4-17	14-21	5	18	23	17	58	13	10	4	6	200		

FG % 1st Half: 10-23 43.5% 2nd half: 10-24 41.7% Game: 20-47 42.6%  
3FG % 1st Half: 1-8 12.5% 2nd half: 3-9 33.3% Game: 4-17 23.5%  
FT % 1st Half: 1-2 50.0% 2nd half: 13-19 68.4% Game: 14-21 66.7%

Deadball Rebounds 3

Officials: Gary Maxwell, Rick Hartzell, Don Dailly  
Technical fouls: LSU-None. South Carolina-WILLIAMS, Brenton.  
Attendance: 10092

Score by periods	1st	2nd	Total
LSU	25	43	68
South Carolina	22	36	58

	In	Off	2nd	Fast	Bench
Points	24	7	6	9	10
LSU	26	19	6	6	20
SC					

Last FG - LSU 2nd-00:18, SC 2nd-00:44.  
Largest lead - LSU by 11 2nd-07:39, SC by 3 1st-04:26.

Score tied - 3 times.  
Lead changed - 2 times.



## #15 - MALIK COOKE

R-SENIOR - FORWARD

6'5 - 215 - 3 LETTERS

CHARLOTTE, N.C. - CHRIST SCHOOL/NEVADA

### COOKE'S CAREER HIGHS

**POINTS**

24, vs. USC Upstate (Dec. 31, 2011)

**FIELD GOALS**

8, 3 times, last vs. USC Upstate (Dec. 31, 2011)

**FIELD GOAL ATTEMPTS**

15, twice, last vs. USC Upstate (Dec. 31, 2011)

**3-POINT FIELD GOALS**

3, 5 times, last vs. LSU (Feb. 18, 2012)

**3-POINT FIELD GOAL ATTEMPTS**

7, at Michigan State (Nov. 16, 2010)

**FREE THROWS**

10, vs. Miss. Valley State (Nov. 22, 2011)

**FREE THROW ATTEMPTS**

12, vs. Miss. Valley State (Nov. 22, 2011)

**REBOUNDS**

13, vs. Vanderbilt (Jan. 8, 2011)

**ASSISTS**

5, twice, last vs. Sonoma State (12/9/08)

**BLOCKS**

3, twice, last vs. Kentucky (Feb. 4, 2012)

**STEALS**

6, twice, last vs. Utah State (3/14/09)

**MINUTES PLAYED**

38, at Kentucky (Jan. 7, 2012)

### COOKE'S SEASON HIGHS

**POINTS**

24, vs. USC Upstate (Dec. 31, 2011)

**FIELD GOALS**

8, twice, last vs. USC Upstate (Dec. 31, 2011)

**FIELD GOAL ATTEMPTS**

15, vs. USC Upstate (Dec. 31, 2011)

**3-POINT FIELD GOALS**

3, 3 times, last vs. LSU (Feb. 18, 2012)

**3-POINT FIELD GOAL ATTEMPTS**

6, vs. Tenn. State (Nov. 20, 2011)

**FREE THROWS**

10, vs. Miss. Valley State (Nov. 22, 2011)

**FREE THROW ATTEMPTS**

12, vs. Miss. Valley State (Nov. 22, 2011)

**REBOUNDS**

10, vs. USC Upstate (Dec. 31, 2011)

**ASSISTS**

4, vs. North Carolina (Nov. 25, 2011)

**BLOCKS**

3, twice, last vs. Kentucky (Feb. 4, 2012)

**STEALS**

4, 3 times, last vs. SE Louisiana (Dec. 21, 2011)

**MINUTES PLAYED**

38, at Kentucky (Jan. 7, 2012)

### 2011-12

Opponent	Date	GS	Min	FG-FGA	Pct	3FG-FGA	Pct	FT-FTA	Pct	Off	Def	Tot	Avg	PF	FO	A	TO	Blk	Stl	Pts	Avg
Western Carolina	Nov. 11	*	23	3-8	.375	0-0	.000	4-6	.667	5	2	7	7.0	0	0	1	3	0	0	10	10.0
at Elon	Nov. 15	*	26	3-10	.333	1-3	.333	2-2	.750	2	3	5	6.0	5	1	1	0	0	0	9	9.5
Tenn State	Nov. 20	*	36	4-12	.333	1-6	.222	1-2	.700	1	5	6	6.0	4	0	2	4	3	2	10	9.7
Miss Valley State	Nov. 22	*	32	4-8	.368	0-3	.167	10-12	.773	1	3	4	5.5	1	0	3	1	2	3	18	11.8
UNC	Nov. 25	*	29	4-9	.383	2-2	.286	2-4	.731	2	3	5	5.4	3	0	4	3	2	2	12	11.8
So. California	Nov. 26	*	30	4-5	.426	1-2	.313	1-1	.741	0	2	2	4.8	2	0	0	3	0	1	10	11.5
Providence	Dec. 1	*	33	8-12	.469	3-5	.381	2-2	.759	2	1	3	4.6	2	0	3	4	2	4	21	12.9
at Clemson	Dec. 4	*	35	2-10	.432	0-2	.348	2-4	.727	5	3	8	5.0	2	0	1	1	0	4	6	12.0
Presbyterian	Dec. 13	*	27	5-7	.457	1-1	.375	3-3	.750	1	3	4	4.9	1	0	2	1	0	2	14	12.2
Ohio State	Dec. 17	*	31	6-10	.473	0-1	.360	9-10	.783	1	2	3	4.7	2	0	3	2	1	2	21	13.1
SE Louisiana	Dec. 21	*	32	3-8	.465	1-2	.370	7-8	.796	1	2	3	4.6	2	0	3	2	2	4	14	13.2
Wofford	Dec. 28	*	34	1-9	.435	0-2	.345	1-1	.800	1	1	2	4.4	2	0	0	1	1	2	3	12.3
USC Upstate	Dec. 31	*	37	8-15	.447	0-2	.323	8-11	.788	4	6	10	4.8	1	0	3	1	1	0	24	13.2
SC State	Jan. 3	*	21	3-6	.450	1-1	.344	4-4	.800	2	2	4	4.6	3	0	2	0	0	2	11	13.1
at Kentucky	Jan. 7	*	38	5-14	.441	0-2	.324	1-2	.792	2	4	6	4.9	1	0	3	1	0	1	11	12.9
Vanderbilt	Jan. 10	*	35	4-11	.435	1-2	.333	0-0	.792	1	2	3	4.8	2	0	0	2	1	3	9	12.7
Florida	Jan. 14	*	37	4-10	.433	0-2	.316	2-3	.787	5	2	7	4.9	3	0	2	2	0	2	10	12.5
at Auburn	Jan. 21	*	33	2-7	.427	0-3	.293	2-3	.782	2	3	5	4.9	4	0	1	6	1	1	6	12.2
Alabama	Jan. 25	*	34	6-11	.434	1-4	.289	5-5	.795	1	4	5	4.9	2	0	2	4	0	2	18	12.5
at Ole Miss	Jan. 28	*	30	6-14	.434	3-3	.333	2-3	.791	3	4	7	5.0	3	0	2	4	0	3	17	12.7
at Florida	Feb. 2	*	28	5-12	.433	0-3	.314	2-2	.795	1	3	4	5.0	4	0	2	3	0	1	12	12.7
Kentucky	Feb. 4	*	29	2-9	.424	1-4	.309	0-0	.795	1	3	4	4.9	3	0	1	2	3	0	5	12.3
at Tennessee	Feb. 8	*	33	2-6	.422	0-1	.304	5-6	.798	3	1	4	4.9	3	0	1	0	1	0	9	12.2
at Arkansas	Feb. 11	*	34	3-11	.415	0-3	.288	5-6	.800	4	4	8	5.0	1	0	0	6	2	1	11	12.1
Georgia	Feb. 15	*	30	4-11	.412	1-4	.286	4-4	.808	0	1	1	4.8	2	0	2	2	2	13	12.2	
LSU	Feb. 18	*	25	5-11	.414	3-5	.309	4-7	.793	1	1	2	4.7	3	0	2	2	0	0	17	12.3
at Vanderbilt	Feb. 22																				
Tennessee	Feb. 25																				
Mississippi State	Feb. 29																				
at Georgia	March 3																				

### SEASON NOTES

Played a team-high 23 minutes in season opener vs. Western Carolina (Nov. 11), scoring 10 points ... Matched teammate Anthony Gill for a team high nine points in loss at Elon (Nov. 15) ... Posted 10 points, six rebounds, two assists, a career high three blocks and two steals vs. Tennessee State (Nov. 20) ... Also matched career high with 36 minutes vs. the Tigers ... Posted a season high 18 points in win against Mississippi Valley State (Nov. 22) ... Also had career highs with 10 free throws made and 12 attempted against the Delta Devils ... Tallied 12 points and team highs with four assists and two steals vs. #1 North Carolina (Nov. 25) ... Posted 10 points, two rebounds and one steal vs. Southern Cal (Nov. 26) ... Led Gamecocks in scoring with 21 points vs. Providence (Dec. 1), also posted team highs with three assists and four steals vs. the Friars ... Was solid in road win at Clemson (Dec. 4), posting six points, eight rebounds and four steals ... Hit two free throws with 6.7 seconds remaining on the clock vs. the Tigers to seal win ... Solid in win vs. Presbyterian (Dec. 13), scoring 14 points, while dishing two assists and collecting two steals ... Played with tremendous heart and team leadership vs. No. 2 Ohio State (Dec. 17), twice coming back from a cut above his eye to post a team-high 21 points ... Was a stellar 9-of-10 from the free throw line vs. the Buckeyes ... Continued solid play vs. SE Louisiana (Dec. 21), posting team highs with 14 points, three assists, two blocks and four steals ... Struggled from the floor vs. Wofford (Dec. 28), hitting just 1-of-9 attempts, but still played a team high 34 minutes ... Career night vs. USC Upstate, posting a career best 24 points, hitting 8-of-15 attempts, while collecting 10 rebounds, a season high, for his third career double-double ... Matched Damontre Harris for team lead with 11 points in victory over SC State (Jan. 3) ... Played a career high 38 minutes at No. 2 Kentucky (Jan. 7), scoring 11 points, and posting three assists and one steal ... Collected a team best three steals vs. Vanderbilt (Jan. 10) ... Tallied 10 points and a team high seven rebounds vs. No. 19 Florida (Jan. 14) ... Scored six points, but also committed six turnovers in loss at Auburn (Jan. 21) ... Tallied a team high 18 points, while adding two assists and two steals in win vs. Alabama (Jan. 25) ... Led the team at Ole Miss (Jan. 28) with 17 points and seven rebounds; was 3-of-3 from 3-point range to match career high for 3s made in a game ... Tallied 12 points and two assists at Florida (Feb. 2) ... Matched career high with three blocks vs. UK (Feb. 4, 2012) ... Posted nine points at Tennessee (Feb. 8) ... Tallied 11 points and a team high eight rebounds in loss at Arkansas (Feb. 11) ... Scored game winner in victory over Georgia (Feb. 15), hitting jumper with 20 seconds on the clock; scored team high 13 points, two assists, two blocks and two steals ... Scored the 1,000th point of his career (including two years at Nevada) with a team high 17 points vs. LSU (Feb. 18) ...

### CAREER VS. VANDY (3 GAMES)

MIN	PTS	RBS	AST	BLK	STL	FG%	3FG%	FT%
33.0	9.7	7.7	0.3	1.3	2.3	44.0	50.0	1.000

### CAREER STATISTICS

Season	GP-GS	Min	Avg	FG	FGA	Pct	3FG	3FGA	Pct	FT	FTA	Pct	Off	Def	Tot	Avg	PF	FO	Ast	TO	Blk	Stl	Pts	Avg
2007-08*	33-1	377	11.4	26	54	.481	2	12	.167	25	38	.658	32	64	96	2.9	39	0	17	24	13	12	79	2.4
2008-09*	34-34	934	27.5	116	218	.532	13	29	.448	83	114	.728	95	117	212	6.2	82	1	29	46	20	62	328	9.6
2010-11	30-17	773	25.8	99	221	.448	14	47	.298	71	89	.798	87	104	191	6.4	86	4	21	48	16	44	283	9.4
2011-12	26-26	812	31.2	106	256	.414	21	68	.309	88	111	.793	53	70	123	4.7	61	1	46	60	23	45	321	12.3
<b>Total</b>	<b>123-78</b>	<b>2896</b>	<b>23.5</b>	<b>347</b>	<b>749</b>	<b>.463</b>	<b>50</b>	<b>156</b>	<b>.320</b>	<b>267</b>	<b>352</b>	<b>.758</b>	<b>267</b>	<b>355</b>	<b>622</b>	<b>5.1</b>	<b>268</b>	<b>6</b>	<b>113</b>	<b>178</b>	<b>72</b>	<b>163</b>	<b>1,011</b>	<b>8.2</b>

\* at Nevada

### CAREER SEC STATISTICS

Season	GP-GS	Min	Avg	FG	FGA	Pct	3FG	3FGA	Pct	FT	FTA	Pct	Off	Def	Tot	Avg	PF	FO	Ast	TO	Blk	Stl	Pts	Avg
2011	16-6	433	27.1	54	116	.466	8	22	.364	51	58	.879	44	56	100	6.3	47	3	8	21	8	26	167	10.4
2012	12-12	386	32.2	48	127	.378	10	36	.278	32	41	.780	24	32	56	4.7	31	0	18	34	9	17	138	11.5
<b>Total</b>	<b>28-18</b>	<b>819</b>	<b>29.3</b>	<b>102</b>	<b>243</b>	<b>.419</b>	<b>18</b>	<b>58</b>	<b>.310</b>	<b>83</b>	<b>99</b>	<b>.838</b>	<b>68</b>	<b>88</b>	<b>156</b>	<b>5.6</b>	<b>78</b>	<b>3</b>	<b>26</b>	<b>55</b>	<b>17</b>	<b>43</b>	<b>305</b>	<b>10.9</b>



## #30 - LAKEEM JACKSON

**JUNIOR - FORWARD**

**6'5 - 238 - 2 LETTERS**

**CHARLOTTE, N.C. - CHRIST SCHOOL**

### JACKSON'S CAREER HIGHS

**POINTS**

19 vs. Baylor (1/2/10)

**FIELD GOALS**

9 vs. Baylor (1/2/10)

**FIELD GOAL ATTEMPTS**

17 vs. Baylor (1/2/10)

**3-POINT FIELD GOALS**

1, three times, last vs. Vanderbilt (Jan. 8, 2011)

**3-POINT FIELD GOAL ATTEMPTS**

4 Alabama A&M (11/13/09)

**FREE THROWS**

5 vs. Furman (12/21/09)

**FREE THROW ATTEMPTS**

9, twice, last vs. Baylor (1/2/10)

**REBOUNDS**

14 vs. Alabama (3/11/10)

**ASSISTS**

7, at Vanderbilt (Feb. 5, 2011)

**BLOCKS**

3 vs. Baylor (1/2/10)

**STEALS**

6 vs. Baylor (1/2/10)

**MINUTES PLAYED**

44, vs. WKU (Nov. 27, 2010)

### JACKSON'S SEASON HIGHS

**POINTS**

12, vs. Tenn. State (Nov. 20, 2011)

**FIELD GOALS**

5, vs. Tenn. State (Nov. 20, 2011)

**FIELD GOAL ATTEMPTS**

8, vs. SE Louisiana (Dec. 21, 2011)

**3-POINT FIELD GOALS**

-

**3-POINT FIELD GOAL ATTEMPTS**

1, twice, last at Clemson (Dec. 4, 2011)

**FREE THROWS**

2, twice, last vs. Southern Cal (Nov. 26, 2011)

**FREE THROW ATTEMPTS**

4, twice, last vs. USC Upstate (Dec. 31, 2011)

**REBOUNDS**

10, vs. Western Carolina (Nov. 11, 2011)

**ASSISTS**

5, vs. Western Carolina (Nov. 11, 2011)

**BLOCKS**

2, vs. SC State (Jan. 3, 2012)

**STEALS**

3, twice, last at Arkansas (Feb. 11, 2012)

**MINUTES PLAYED**

32, vs. SC State (Jan. 3, 2012)

### 2011-12

Opponent	Date	GS	Min	FG-FGA	Pct	3FG-FGA	Pct	FT-FTA	Pct	Off	Def	Tot	Avg	PF	FO	A	TO	Blk	Stl	Pts	Avg
Western Carolina	Nov. 11	*	21	2-4	.500	0-0	.000	1-1	1.000	2	8	10	10.0	2	0	5	0	0	3	5	5.0
at Elon	Nov. 15	*	26	2-4	.500	0-0	.000	1-2	.667	3	1	4	7.0	5	1	1	2	0	2	5	5.0
Tenn State	Nov. 20	*	26	5-6	.643	0-0	.000	2-4	.571	0	2	2	5.3	1	0	3	4	0	0	12	7.3
Miss Valley State	Nov. 22		19	0-2	.563	0-0	.000	1-3	.500	2	1	3	4.8	1	0	0	1	0	0	1	5.8
UNC	Nov. 25		13	1-2	.556	0-0	.000	0-0	.500	0	2	2	4.2	0	0	1	4	0	0	2	5.0
So. California	Nov. 26		20	1-1	.579	0-0	.000	2-2	.583	0	1	1	3.7	1	0	4	3	1	0	4	4.8
Providence	Dec. 1		24	2-4	.565	0-1	.000	0-0	.583	5	1	6	4.0	2	0	1	2	0	1	4	4.7
at Clemson	Dec. 4	*	25	4-5	.607	0-1	.000	0-1	.538	1	3	4	4.0	1	0	2	2	0	0	8	5.1
Presbyterian	Dec. 13	*	20	3-4	.625	0-0	.000	0-0	.538	1	1	2	3.8	0	0	3	0	0	2	6	5.2
Ohio State	Dec. 17	*	28	3-7	.590	0-0	.000	0-1	.500	1	1	2	3.6	4	0	0	1	0	0	6	5.3
SE Louisiana	Dec. 21	*	22	3-8	.553	0-0	.000	0-0	.500	3	3	6	3.8	1	0	2	0	0	2	6	5.4
Wofford	Dec. 28	*	24	3-4	.569	0-0	.000	0-3	.412	0	2	2	3.7	1	0	4	1	0	0	6	5.4
USC Upstate	Dec. 31	*	15	1-1	.577	0-0	.000	1-4	.381	0	2	2	3.5	0	0	1	3	0	1	3	5.2
SC State	Jan. 3	*	32	3-4	.589	0-0	.000	0-1	.364	2	3	5	3.6	2	0	3	1	2	2	6	5.3
at Kentucky	Jan. 7	*	15	1-3	.576	0-0	.000	0-0	.364	3	0	3	3.6	0	0	0	1	0	0	3	5.1
Vanderbilt	Jan. 10	*	18	1-5	.547	0-0	.000	1-2	.375	1	1	2	3.5	1	0	1	0	0	0	3	4.9
Florida	Jan. 14		8	0-1	.538	0-0	.000	0-0	.375	0	2	2	3.4	2	0	0	0	0	0	0	4.6
at Auburn	Jan. 21		13	1-3	.529	0-0	.000	0-0	.375	1	0	1	3.3	1	0	3	0	0	2	2	4.5
Alabama	Jan. 25		9	1-2	.529	0-0	.000	0-1	.360	1	0	1	3.2	0	0	0	0	0	1	2	4.4
at Ole Miss	Jan. 28		10	0-2	.514	0-0	.000	0-0	.360	2	1	3	3.2	0	0	1	0	0	0	0	4.2
at Florida	Feb. 2		15	0-0	.514	0-0	.000	1-2	.370	0	1	1	3.0	3	0	1	1	0	0	1	4.0
Kentucky	Feb. 4		11	1-4	.500	0-0	.000	0-0	.370	1	3	4	3.1	0	0	1	0	0	0	2	3.9
at Tennessee	Feb. 8		13	1-2	.500	0-0	.000	0-0	.370	0	2	2	3.0	1	0	1	0	0	0	2	3.8
at Arkansas	Feb. 11		25	3-5	.506	0-0	.000	0-1	.357	0	1	1	3.0	2	0	1	1	0	3	6	3.9
Georgia	Feb. 15		30	0-0	.506	0-0	.000	0-0	.357	1	2	2	3.0	0	0	1	3	0	1	0	3.8
LSU	Feb. 18		19	1-3	.500	0-0	.000	1-2	.367	0	1	1	2.9	1	0	2	0	0	1	3	3.7
at Vanderbilt	Feb. 22																				
Tennessee	Feb. 25																				
Mississippi State	Feb. 29																				
at Georgia	March 3																				

### SEASON NOTES

Dished five assists, committing zero turnovers, while grabbing a game-best 10 rebounds in season opener win over Western Carolina (Nov. 11) ... Posted five points and collected two steals vs. Elon (Nov. 15) ... Tallied first double-figure scoring game of the season with 12 points on 5-of-6 shooting from the floor and two free throws vs. Tennessee State (Nov. 20) ... Added two points and one assist vs. #1 North Carolina (Nov. 25) ... Dished four assists vs. Southern Cal (Nov. 26) ... Contributed four points and six rebounds in 24 minutes vs. Providence (Dec. 1) ... Tallied eight points and dished two assists in victory at Clemson (Dec. 4) ... Dished a team high three assists vs. Presbyterian (Dec. 13) ... Posted six points vs. No. 2 Ohio State (Dec. 17) ... Posted six points, two assists and two steals with no turnovers vs. SE Louisiana (Dec. 21) ... Solid vs. Wofford (Dec. 28), dishing four assists while adding six points ... Three points vs. USC Upstate (Dec. 31) ... Played a season high 32 minutes, scoring six points and dishing three assists, blocking two shots and collecting two steals in victory over SC State (Jan. 3) ... Collected three rebounds, all on the offensive glass, at No. 2 Kentucky (Jan. 7) ... Saw action vs. No. 19 Florida (Jan. 14), collecting two rebounds ... Dished three assists at Auburn (Jan. 21) ... Collected one steal vs. Alabama (Jan. 25) ... Collected three rebounds at Ole Miss (Jan. 28) ... Saw action at Florida (Feb. 2) ... Collected four rebounds vs. No. 1 Kentucky (Feb. 4) ... Collected two rebounds and two points at Tennessee (Feb. 8) ... Solid in game at Arkansas (Feb. 11), posting six points and matching a season high with three steals ... Three rebounds and one steal in win vs. Georgia (Feb. 15) ... Dished two assists and collected one steal vs. LSU (Feb. 18) ...

### CAREER VS. VANDY (5 GAMES)


MIN	PTS	RBS	AST	BLK	STL	FG%	3FG%	FT%
29.4	8.2	3.6	2.8	0.2	1.2	59.4	1.000	18.2

### CAREER STATISTICS

Season	GP-GS	Min	Avg	FG	FGA	Pct	3FG	3FGA	Pct	FT	FTA	Pct	Off	Def	Tot	Avg	PF	FO	Ast	TO	Blk	Stl	Pts	Avg
2009-10	31-30	827	26.7	104	206	.505	0	8	.000	16	59	.271	63	91	154	5.0	66	0	59	35	19	47	224	7.2
2010-11	26-25	731	28.1	87	182	.478	3	10	.300	26	62	.419	71	75	146	5.6	40	0	66	46	5	24	203	7.8
2011-12	26-12	482	18.5	43	86	.500	0	2	.000	11	30	.367	30	45	75	2.9	32	1	41	31	3	21	97	3.7
<b>Totals</b>	<b>83-68</b>	<b>2040</b>	<b>24.6</b>	<b>234</b>	<b>474</b>	<b>.493</b>	<b>3</b>	<b>20</b>	<b>.150</b>	<b>53</b>	<b>151</b>	<b>.350</b>	<b>164</b>	<b>211</b>	<b>375</b>	<b>4.5</b>	<b>138</b>	<b>1</b>	<b>166</b>	<b>112</b>	<b>27</b>	<b>92</b>	<b>524</b>	<b>6.3</b>

### CAREER SEC STATISTICS

Season	GP-GS	Min	Avg	FG	FGA	Pct	3FG	3FGA	Pct	FT	FTA	Pct	Off	Def	Tot	Avg	PF	FO	Ast	TO	Blk	Stl	Pts	Avg
2010	16-15	454	28.4	54	101	.535	0	0	.000	3	22	.136	33	48	81	5.1	41	0	32	19	5	21	111	6.9
2011	12-11	335	27.9	33	74	.446	1	3	.333	6	2	.273	30	28	58	4.8	17	0	25	22	1	4	73	6.1
2012	12-2	167	13.9	10	30	.333	0	0	.000	3	8	.375	10	14	24	2.0	11	0	11	7	0	8	23	1.9
<b>Totals</b>	<b>40-28</b>	<b>956</b>	<b>23.9</b>	<b>97</b>	<b>205</b>	<b>.473</b>	<b>1</b>	<b>3</b>	<b>.333</b>	<b>12</b>	<b>32</b>	<b>.375</b>	<b>73</b>	<b>90</b>	<b>163</b>	<b>4.1</b>	<b>69</b>	<b>0</b>	<b>68</b>	<b>48</b>	<b>6</b>	<b>33</b>	<b>207</b>	<b>5.2</b>



## #23 - BRUCE ELLINGTON

**SOPHOMORE - GUARD**

**5'9 - 197 - 1 LETTER**

**MONCK'S CORNER, S.C. - BERKELEY**

### ELLINGTON'S CAREER HIGHS

**POINTS**

31, at Furman (Dec. 22, 2010)

**FIELD GOALS**

11, at Furman (Dec. 22, 2010)

**FIELD GOAL ATTEMPTS**

23, at Furman (Dec. 22, 2010)

**3-POINT FIELD GOALS**

6, twice, last vs. Vanderbilt (Jan. 8, 2011)

**3-POINT FIELD GOAL ATTEMPTS**

13, twice, last vs. Tennessee (Feb. 16, 2011)

**FREE THROWS**

7, vs. Arkansas (Jan. 19, 2011)

**FREE THROW ATTEMPTS**

11, vs. Arkansas (Jan. 19, 2011)

**REBOUNDS**

8, vs. WKU (Nov. 27, 2010)

**ASSISTS**

8, vs. WKU (Nov. 27, 2010)

**BLOCKS**

1, vs. Ohio State (Dec. 17, 2011)

**STEALS**

4, at Michigan State (Nov. 16, 2010)

**MINUTES PLAYED**

46, vs. WKU (Nov. 27, 2010)

### ELLINGTON'S SEASON HIGHS

**POINTS**

20, vs. Vanderbilt (Jan. 10, 2012)

**FIELD GOALS**

8, vs. Vanderbilt (Jan. 10, 2012)

**FIELD GOAL ATTEMPTS**

16, twice, last at Tennessee (Feb. 8, 2012)

**3-POINT FIELD GOALS**

5, vs. Wofford (Dec. 28, 2011)

**3-POINT FIELD GOAL ATTEMPTS**

8, at Kentucky (Jan. 7, 2012)

**FREE THROWS**

4, at Clemson (Dec. 4, 2011)

**FREE THROW ATTEMPTS**

4, twice, last vs. Presbyterian (Dec. 13, 2011)

**REBOUNDS**

7, vs. LSU (Feb. 18, 2012)

**ASSISTS**

6, at Tennessee (Feb. 8, 2012)

**BLOCKS**

1, vs. Ohio State (Dec. 17, 2011)

**STEALS**

2, twice, last vs. Georgia (Feb. 15, 2012)

**MINUTES PLAYED**

37, twice, last at Florida (Feb. 2, 2012)

### 2011-12

Opponent	Date	GS	Min	FG-FGA	Pct	3FG-3FGA	Pct	FT-FTA	Pct	Off	Def	Tot	Avg	PF	FO	A	TO	Blk	Stl	Pts	Avg	
Western Carolina	Nov. 11	-	-	-	-	-	-	DNP - Football	-	-	-	-	-	-	-	-	-	-	-	-	-	-
at Elon	Nov. 15	-	-	-	-	-	-	DNP - Football	-	-	-	-	-	-	-	-	-	-	-	-	-	-
Tenn State	Nov. 20	-	-	-	-	-	-	DNP - Football	-	-	-	-	-	-	-	-	-	-	-	-	-	-
Miss Valley State	Nov. 22	-	-	-	-	-	-	DNP - Football	-	-	-	-	-	-	-	-	-	-	-	-	-	-
UNC	Nov. 25	-	-	-	-	-	-	DNP - Football	-	-	-	-	-	-	-	-	-	-	-	-	-	-
So. California	Nov. 26	-	-	-	-	-	-	DNP - Football	-	-	-	-	-	-	-	-	-	-	-	-	-	-
Providence	Dec. 1	27	3-11	.273	0-4	.000	0-0	.000	1	1	2	2.0	3	0	1	2	0	0	6	6.0		
at Clemson	Dec. 4	23	2-8	.263	1-4	.125	4-4	1.000	0	0	0	1.0	3	0	2	2	0	1	9	7.5		
Presbyterian	Dec. 13	25	6-14	.333	1-3	.182	2-4	.750	2	1	3	1.7	1	0	3	2	0	1	15	10.0		
Ohio State	Dec. 17	23	3-7	.350	2-4	.267	0-0	.750	0	1	1	1.5	4	0	1	1	1	1	8	9.5		
SE Louisiana	Dec. 21	21	1-7	.313	0-3	.211	0-0	.750	0	2	2	1.6	2	0	1	2	0	0	2	8.0		
Wofford	Dec. 28	25	5-7	.364	5-6	.360	2-2	.800	0	3	3	1.8	2	0	1	2	0	0	17	9.5		
USC Upstate	Dec. 31	-	-	-	-	-	-	DNP - Football	-	-	-	-	-	-	-	-	-	-	-	-	-	
SC State	Jan. 3	13	3-5	.383	3-3	.429	0-0	.800	0	0	0	1.6	0	0	1	0	0	0	9	9.4		
at Kentucky	Jan. 7	29	3-13	.356	1-8	.361	1-2	.750	1	1	2	1.6	1	0	4	0	0	1	8	9.3		
Vanderbilt	Jan. 10	24	8-12	.400	1-2	.368	3-3	.800	0	0	0	1.4	2	0	3	0	0	0	20	10.4		
Florida	Jan. 14	* 28	6-14	.404	4-6	.409	1-2	.765	2	1	3	1.6	3	0	3	1	0	0	17	11.1		
at Auburn	Jan. 21	* 37	4-14	.389	1-5	.388	0-0	.765	0	3	3	1.7	2	0	4	5	0	2	9	10.9		
Alabama	Jan. 25	* 31	5-14	.386	2-7	.375	0-0	.765	0	2	2	1.8	0	0	2	1	0	0	12	11.0		
at Ole Miss	Jan. 28	* 36	4-16	.371	1-5	.361	0-0	.765	0	1	1	1.7	1	0	5	4	0	1	9	10.8		
at Florida	Feb. 2	* 37	6-14	.376	3-7	.368	0-2	.684	0	1	1	1.6	4	0	3	4	0	0	15	11.1		
Kentucky	Feb. 4	* 25	1-9	.361	1-5	.356	0-0	.684	1	1	2	1.7	2	0	3	2	0	0	3	10.6		
at Tennessee	Feb. 8	* 34	5-16	.357	1-5	.346	1-1	.700	3	1	4	1.8	3	0	6	2	0	2	12	10.7		
at Arkansas	Feb. 11	* 23	4-6	.367	1-2	.350	0-0	.700	1	3	4	1.9	2	0	3	4	0	0	9	10.6		
Georgia	Feb. 15	* 35	2-8	.362	1-5	.341	2-3	.696	1	4	5	2.1	1	0	4	4	0	2	7	10.4		
LSU	Feb. 18	* 32	3-12	.356	0-5	.322	0-0	.696	2	5	7	2.4	4	0	2	0	0	1	6	10.2		
at Vanderbilt	Feb. 22																					
Tennessee	Feb. 25																					
Mississippi State	Feb. 29																					
at Georgia	March 3																					

### SEASON NOTES

Returned to South Carolina basketball team on Monday, Nov. 28, after competing with the Gamecock football team, where he posted two touchdowns on the year ... Named to the SEC All-Freshman football team ... Posted 707 all-purpose yards in 2011 ... (**BASKETBALL**) In first game of the season vs. Providence (Dec. 1), tallied six points and one assist in 27 minutes off the bench ... Tallied nine points, including the game-winning free throw, in 58-55 victory at Clemson (Dec. 4) ... Posted a season high 15 points, while adding three assists in win over Presbyterian (Dec. 13) ... Tallied eight points vs. No. 2 Ohio State (Dec. 17) ... Posted two points vs. SE Louisiana (Dec. 21) ... Season highs with 17 points and five made shots from beyond the arc in win over Wofford (Dec. 28) ... Will miss the USC Upstate contest while he competes with the South Carolina football team in Orlando for the Capital One Bowl ... Returned to basketball team, hitting a perfect 3-of-3 from 3-point range to score nine points off the bench vs. SC State (Jan. 3) ... Struggled from the floor at No. 2 Kentucky (Jan. 7), hitting just 3-of-13 ... Tallied eight points and a season high four assists vs. the Wildcats ... Tallied a season and team best 20 points, including 18 in the second half in loss vs. Vanderbilt (Jan. 10) ... Tallied a team high 17 points, while adding three assists in loss to No. 19 Florida (Jan. 14) ... Started for the first time this season vs. the Gators ... Tallied nine points and four assists, but had five turnovers in loss at Auburn (Jan. 21) ... Hit the first "last second" game winner of his career, scoring on a layup with 1.3 seconds left on the clock to give the Gamecocks their first SEC win, a 56-54 victory over Alabama (Jan. 25); contributed 12 points and two assists vs. the Crimson Tide ... Posted nine points and a season high five assists in loss at Ole Miss (Jan. 28) ... Led the team with 15 points and three assists at No. 12/11 Florida (Feb. 2) ... Struggled from the floor vs. No. 1 UK (Feb. 4), posted just three points ... Led team with 12 points at Tennessee (Feb. 8) ... Was in foul trouble early in the first half at Arkansas (Feb. 11), scored nine points and posted three assists ... Tallied seven points and four assists in win vs. Georgia (Feb. 15) ... Collected a season high seven rebounds, while adding six points and two assists vs. LSU (Feb. 18) ...

### CAREER VS. VANDY (3 GAMES)

MIN	PTS	RBS	AST	BLK	STL	FG%	3FG%	FT%
32.7	18.3	3.7	2.7	0.0	0.7	40.0	41.7	83.3

### CAREER STATISTICS

Season	GP-GS	Min	Avg	FG	FGA	Pct	3FG	3FGA	Pct	FT	FTA	Pct	Off	Def	Tot	Avg	PF	FO	Ast	TO	Blk	Stl	Pts	Avg
2010-11	30-30	928	30.9	138	423	.326	61	198	.308	47	74	.635	25	75	100	3.3	75	0	97	87	0	31	384	12.8
2011-12	19-10	528	27.8	74	208	.356	29	90	.322	16	23	.696	14	31	45	2.4	40	0	52	38	1	11	193	10.2
<b>Totals</b>	<b>49-40</b>	<b>1456</b>	<b>29.7</b>	<b>212</b>	<b>631</b>	<b>.335</b>	<b>90</b>	<b>288</b>	<b>.312</b>	<b>63</b>	<b>97</b>	<b>.649</b>	<b>39</b>	<b>106</b>	<b>145</b>	<b>3.0</b>	<b>115</b>	<b>0</b>	<b>149</b>	<b>125</b>	<b>1</b>	<b>42</b>	<b>577</b>	<b>11.8</b>

### CAREER SEC STATISTICS

Season	GP-GS	Min	Avg	FG	FGA	Pct	3FG	3FGA	Pct	FT	FTA	Pct	Off	Def	Tot	Avg	PF	FO	Ast	TO	Blk	Stl	Pts	Avg
2011	16-16	500	31.3	69	237	.291	31	122	.254	23	35	.657	18	32	50	3.1	41	0	42	43	0	14	192	12.0
2012	12-10	371	30.9	51	148	.345	17	62	.274	8	13	.615	11	23	34	2.8	25	0	42	27	0	9	127	10.6
<b>Totals</b>	<b>28-26</b>	<b>871</b>	<b>31.1</b>	<b>120</b>	<b>385</b>	<b>.311</b>	<b>48</b>	<b>184</b>	<b>.260</b>	<b>31</b>	<b>48</b>	<b>.645</b>	<b>29</b>	<b>55</b>	<b>84</b>	<b>3.0</b>	<b>66</b>	<b>0</b>	<b>84</b>	<b>70</b>	<b>0</b>	<b>23</b>	<b>319</b>	<b>11.4</b>



## #24 - DAMONTRE HARRIS

SOPHOMORE - FORWARD

6'9 - 226 - 1 LETTER

FAYETTEVILLE, N.C. - TRINITY CHRISTIAN

### HARRIS' CAREER HIGHS

**POINTS**

15, vs. Southern Cal (Nov. 26, 2011)

**FIELD GOALS**

7, vs. Southern Cal (Nov. 26, 2011)

**FIELD GOAL ATTEMPTS**

11, twice, last vs. Alabama (Jan. 25, 2012)

**3-POINT FIELD GOALS**

-

**3-POINT FIELD GOAL ATTEMPTS**

1, twice, last vs. Tennessee (March 3, 2011)

**FREE THROWS**

4, twice, last at Florida (Feb. 2, 2012)

**FREE THROW ATTEMPTS**

7, vs. Elon (Nov. 15, 2011)

**REBOUNDS**

10, 3 times, last vs. Vanderbilt (Jan. 10, 2012)

**ASSISTS**

3, twice, last vs. Wofford (Dec. 28, 2011)

**BLOCKS**

6, twice, last at Florida (Feb. 2, 2012)

**STEALS**

3, at Florida (Feb. 2, 2012)

**MINUTES PLAYED**

38, vs. Georgia (Feb. 15, 2012)

### HARRIS' SEASON HIGHS

**POINTS**

15, vs. Southern Cal (Nov. 26, 2011)

**FIELD GOALS**

7, vs. Southern Cal (Nov. 26, 2011)

**FIELD GOAL ATTEMPTS**

11, twice, last vs. Alabama (Jan. 25, 2012)

**3-POINT FIELD GOALS**

-

**3-POINT FIELD GOAL ATTEMPTS**

-

**FREE THROWS**

4, 4 times, last vs. LSU (Feb. 18, 2012)

**FREE THROW ATTEMPTS**

7, vs. Elon (Nov. 15, 2011)

**REBOUNDS**

10, twice, last vs. Vanderbilt (Jan. 10, 2012)

**ASSISTS**

3, twice, last vs. LSU (Feb. 18, 2012)

**BLOCKS**

6, twice, last at Florida (Feb. 2, 2012)

**STEALS**

3, at Florida (Feb. 2, 2012)

**MINUTES PLAYED**

38, vs. Georgia (Feb. 15, 2012)

### 2011-12

Opponent	Date	GS	Min	FG-FGA	Pct	3FG-FGA	Pct	FT-FTA	Pct	Off	Def	Tot	Avg	PF	FO	A	TO	Blk	Stl	Pts	Avg
Western Carolina	Nov. 11	*	19	1-4	.250	0-0	.000	1-2	.500	1	0	1	1.0	4	0	0	1	2	0	3	3.0
at Elon	Nov. 15	*	26	2-4	.300	0-0	.000	4-7	.566	6	4	10	5.5	1	0	0	1	1	2	8	5.5
Tenn State	Nov. 20	*	16	2-2	.417	0-0	.000	1-1	.600	0	7	7	6.0	2	0	0	0	2	0	5	5.3
Miss Valley State	Nov. 22	*	19	1-3	.400	0-0	.000	2-2	.667	2	1	3	5.3	2	0	0	1	1	0	4	5.0
UNC	Nov. 25	*	19	0-2	.353	0-0	.000	0-0	.667	2	3	5	5.2	3	0	0	0	1	1	0	4.0
So. California	Nov. 26	*	30	7-11	.464	0-0	.000	1-1	.692	3	3	6	5.3	1	0	0	0	2	0	15	5.8
Providence	Dec. 1	*	15	0-1	.448	0-0	.000	0-0	.692	1	1	2	4.9	1	0	0	0	1	0	0	5.0
at Clemson	Dec. 4	*	35	4-9	.447	0-0	.000	2-2	.733	3	3	6	5.0	2	0	0	1	5	1	10	5.6
Presbyterian	Dec. 13	*	26	4-6	.477	0-0	.000	1-1	.750	0	3	3	4.8	4	0	2	1	5	0	9	6.0
Ohio State	Dec. 17	*	28	2-4	.479	0-0	.000	0-0	.750	0	2	2	4.5	0	0	1	0	0	1	4	5.8
SE Louisiana	Dec. 21	*	22	1-2	.480	0-0	.000	1-2	.722	3	4	7	4.7	4	0	0	2	1	2	3	5.5
Wofford	Dec. 28	*	29	3-6	.482	0-0	.000	0-0	.722	2	5	7	4.9	1	0	3	2	5	2	6	5.6
USC Upstate	Dec. 31	*	28	1-4	.467	0-0	.000	0-0	.722	1	4	5	4.9	4	0	2	0	3	2	2	5.3
SC State	Jan. 3	*	21	4-9	.464	0-0	.000	3-3	.762	1	5	6	5.0	4	0	0	3	1	0	11	5.7
at Kentucky	Jan. 7	*	23	4-5	.486	0-0	.000	2-2	.783	2	1	3	4.9	4	0	1	0	2	1	10	6.0
Vanderbilt	Jan. 10	*	31	4-7	.494	0-0	.000	3-4	.778	7	3	10	5.2	2	0	0	3	1	1	11	6.3
Florida	Jan. 14	*	23	3-3	.512	0-0	.000	3-4	.774	3	3	6	5.2	4	0	1	2	0	1	9	6.5
at Auburn	Jan. 21	*	37	3-5	.517	0-0	.000	0-0	.774	3	4	7	5.3	1	0	0	5	6	2	6	6.4
Alabama	Jan. 25	*	29	5-11	.510	0-0	.000	2-3	.765	3	0	3	5.2	3	0	0	0	2	0	12	6.7
at Ole Miss	Jan. 28	*	16	3-3	.524	0-0	.000	0-0	.765	2	1	3	5.1	5	1	0	0	1	2	6	6.7
at Florida	Feb. 2	*	37	4-5	.537	0-0	.000	4-4	.789	2	7	9	5.3	3	0	0	1	6	3	12	7.0
Kentucky	Feb. 4	*	27	2-4	.536	0-0	.000	1-2	.775	2	4	6	5.3	3	0	0	0	4	0	5	6.9
at Tennessee	Feb. 8	*	21	1-7	.513	0-0	.000	0-0	.775	2	3	5	5.3	4	0	0	1	1	2	6.7	
at Arkansas	Feb. 11	*	28	4-4	.528	0-0	.000	4-4	.795	4	3	7	5.4	2	0	0	1	1	2	12	6.9
Georgia	Feb. 15	*	38	4-5	.539	0-0	.000	1-1	.800	3	5	8	5.5	2	0	0	3	5	0	9	7.0
LSU	Feb. 18	*	30	2-4	.538	0-0	.000	4-4	.816	0	4	4	5.4	4	0	3	4	3	1	8	7.0
at Vanderbilt	Feb. 22																				
Tennessee	Feb. 25																				
Mississippi State	Feb. 29																				
at Georgia	March 3																				

### SEASON NOTES

Blocked two shots in season opener vs. Western Carolina (Nov. 11), but collected just one rebound and tallied three points ... Just two points away from first-career double-double with eight points and 10 rebounds vs. Elon (Nov. 15) ... Collected seven rebounds in just 16 minutes vs. Tennessee State (Nov. 20) ... Went 2-for-2 from the line against Mississippi Valley State (Nov. 22) and collected three rebounds with one block ... Collected five rebounds vs. #1 North Carolina (Nov. 25) ... Tallied a career high 15 points on 7-of-11 shooting from the field vs. Southern Cal (Nov. 26) ... One block vs. Providence (Dec. 1) ... Matched career high with five blocks, in a career high 35 minutes, while adding 10 points in win at Clemson (Dec. 4) ... Matched career high for second straight game with five blocks in win vs. Presbyterian (Dec. 13) ... Posted four points, one assist and one steal vs. No. 2 Ohio State (Dec. 17) ... Collected a team high seven rebounds vs. SE Louisiana (Dec. 21) ... Stellar numbers in win over Wofford (Dec. 28), matching career high with five blocks, while adding six points, seven rebounds, three assists and two steals in just 29 minutes ... Dished two assists and matched season high with two steals in 28 minutes vs. USC Upstate (Dec. 31) ... Matched Malik Cooke for a team high 11 points vs. SC State (Jan. 3) ... Tallied 10 points and two blocks at No. 2 Kentucky (Jan. 7) ... Collected first career double-double with 11 points and 10 rebounds vs. Vanderbilt (Jan. 10) ... Was in foul trouble vs. No. 19 Florida (Jan. 14), but scored nine points ... Blocked a career high six shots, while matching career high with two steals in loss at Auburn (Jan. 21) ... Tallied 12 points and blocked two shots in SEC victory vs. Alabama (Jan. 25) ... Fouled out in just 16 minutes played at Ole Miss (Jan. 28), contributed six points and two steals ... Career night at No. 12 Florida (Feb. 2), with six blocks, three steals and 12 points ... Was in foul trouble early vs. No. 1 UK (Feb. 4) with three fouls in the first nine minutes against the Wildcats ... Blocked four shots vs. UK ... Struggled from the floor at Tennessee (Feb. 8), hitting just 1 of 7 attempts for two points ... Led team with 12 points at Arkansas (Feb. 11) ... Scored nine points, collected eight rebounds and five blocks in win over Georgia (Feb. 15); tipped attempted in-bounds pass with .2 on the clock to secure win for Gamecocks ... Posted eight points, and blocked three shots in contest vs. LSU (Feb. 18) ...

### CAREER VS. VANDY (3 GAMES)

MIN	PTS	RBS	AST	BLK	STL	FG%	3FG%	FT%
193	5.7	4.3	0.3	0.7	0.3	66.7	0.0	83.3

### CAREER STATISTICS

Season	GP-GS	Min	Avg	FG	FGA	Pct	3FG	3FGA	Pct	FT	FTA	Pct	Off	Def	Tot	Avg	PF	FO	Ast	TO	Blk	Stl	Pts	Avg
2010-11	29-19	491	16.9	47	82	.573	0	2	.000	13	22	.591	48	56	104	3.6	61	1	13	21	26	14	107	3.7
2011-12	26-26	673	25.9	71	132	.538	0	0	.000	40	49	.816	58	83	141	5.4	70	1	13	31	62	25	182	7.0
<b>Totals</b>	<b>55-45</b>	<b>1164</b>	<b>21.2</b>	<b>118</b>	<b>214</b>	<b>.551</b>	<b>0</b>	<b>2</b>	<b>.000</b>	<b>53</b>	<b>71</b>	<b>.746</b>	<b>106</b>	<b>139</b>	<b>245</b>	<b>4.5</b>	<b>131</b>	<b>2</b>	<b>26</b>	<b>52</b>	<b>88</b>	<b>39</b>	<b>289</b>	<b>5.3</b>

### CAREER SEC STATISTICS

Season	GP-GS	Min	Avg	FG	FGA	Pct	3FG	3FGA	Pct	FT	FTA	Pct	Off	Def	Tot	Avg	PF	FO	Ast	TO	Blk	Stl	Pts	Avg
2011	16-15	293	18.3	28	49	.571	0	2	.000	7	10	.700	28	27	55	3.4	40	1	6	9	12	9	63	3.9
2012	12-12	340	28.3	39	63	.619	0	0	.000	24	28	.857	33	38	71	5.9	37	1	5	19	32	14	102	8.5
<b>Totals</b>	<b>28-27</b>	<b>633</b>	<b>22.6</b>	<b>67</b>	<b>112</b>	<b>.598</b>	<b>0</b>	<b>2</b>	<b>.000</b>	<b>31</b>	<b>38</b>	<b>.815</b>	<b>61</b>	<b>65</b>	<b>126</b>	<b>4.5</b>	<b>77</b>	<b>2</b>	<b>11</b>	<b>28</b>	<b>44</b>	<b>23</b>	<b>165</b>	<b>5.9</b>



## #2 - BRIAN RICHARDSON

SOPHOMORE - GUARD

6'4 - 171 - 1 LETTER

WILSON, N.C. - GREENFIELD SCHOOL

### RICHARDSON'S CAREER HIGHS

**POINTS**

17, vs. SC State (Jan. 4, 2011)

**FIELD GOALS**

6, vs. SC State (Jan. 4, 2011)

**FIELD GOAL ATTEMPTS**

12, vs. Providence (Dec. 1, 2011)

**3-POINT FIELD GOALS**

5, vs. SC State (Jan. 4, 2011)

**3-POINT FIELD GOAL ATTEMPTS**

9, 3 times, last vs. Southern Cal (Nov. 26, 2011)

**FREE THROWS**

7, vs. Delaware State (12/1/10)

**FREE THROW ATTEMPTS**

8, vs. Delaware State (12/1/10)

**REBOUNDS**

5, vs. USC Upstate (Nov. 23, 2010)

**ASSISTS**

3, twice, last vs. Delaware State (12/1/10)

**BLOCKS**

1, 7 times, last vs. West. Carolina (Nov. 11, 2011)

**STEALS**

2, five times, last vs. Presbyterian (Dec. 13, 2011)

**MINUTES PLAYED**

33, at Furman (Dec. 22, 2010)

### RICHARDSON'S SEASON HIGHS

**POINTS**

12, vs. Southern Cal (Nov. 26, 2011)

**FIELD GOALS**

4, vs. Southern Cal (Nov. 26, 2011)

**FIELD GOAL ATTEMPTS**

12, vs. Providence (Dec. 1, 2011)

**3-POINT FIELD GOALS**

4, vs. Southern Cal (Nov. 26, 2011)

**3-POINT FIELD GOAL ATTEMPTS**

9, vs. Southern Cal (Nov. 26, 2011)

**FREE THROWS**

2, at Auburn (Jan. 21, 2012)

**FREE THROW ATTEMPTS**

2, twice, last at Auburn (Jan. 21, 2012)

**REBOUNDS**

4, vs. Providence (Dec. 1, 2011)

**ASSISTS**

2, twice, last vs. North Carolina (Nov. 25, 2011)

**BLOCKS**

1, vs. Western Carolina (Nov. 11, 2011)

**STEALS**

2, vs. Presbyterian (Dec. 13, 2011)

**MINUTES PLAYED**

27, vs. Southern Cal (Nov. 26, 2011)

### 2011-12

Opponent	Date	GS	Min	FG-FGA	Pct	3FG-FGA	Pct	FT-FTA	Pct	Off	Def	Tot	Avg	PF	FO	A	TO	Blk	Stl	Pts	Avg
Western Carolina	Nov. 11	19	2-4	.500	1-3	.333	0-0	.000	1	0	1	1.0	1	0	1	0	1	1	5	5.0	
at Elon	Nov. 15	21	2-9	.308	0-6	.111	0-0	.000	0	0	0	0.5	0	0	0	0	0	1	4	4.5	
Tenn State	Nov. 20	16	0-8	.190	0-5	.071	0-0	.000	1	0	1	0.7	3	0	2	0	0	0	0	3.0	
Miss Valley State	Nov. 22	11	1-5	.192	0-3	.059	0-0	.000	0	2	2	1.0	1	0	1	1	0	0	2	2.8	
UNC	Nov. 25	19	2-6	.219	0-4	.048	0-0	.000	0	3	3	1.4	4	0	2	3	0	0	4	3.0	
So. California	Nov. 26	27	4-9	.268	4-7	.179	0-0	.000	0	2	2	1.5	2	0	1	2	0	0	12	4.5	
Providence	Dec. 1	17	2-12	.245	0-6	.147	1-1	1.000	2	2	4	1.9	3	0	0	0	0	0	5	4.6	
at Clemson	Dec. 4	20	3-4	.281	2-3	.189	1-2	.667	1	2	3	2.0	0	0	0	0	0	0	9	5.1	
Presbyterian	Dec. 13	14	1-4	.279	0-1	.184	0-0	.667	1	2	3	2.1	1	0	0	2	0	2	2	4.8	
Ohio State	Dec. 17	3	0-1	.274	0-0	.184	0-0	.667	0	0	0	1.9	0	0	1	1	0	0	0	4.3	
SE Louisiana	Dec. 21	8	0-1	.270	0-1	.179	0-0	.667	0	0	0	1.7	2	0	1	0	0	0	0	3.9	
Wofford	Dec. 28	4	0-0	.270	0-0	.179	0-0	.667	0	0	0	1.6	0	0	0	0	0	0	0	3.6	
USC Upstate	Dec. 31	18	2-2	.292	2-2	.220	0-0	.667	0	1	1	1.5	1	0	0	0	0	0	6	3.8	
SC State	Jan. 3	11	1-4	.290	0-2	.209	0-0	.667	0	0	0	1.4	0	0	0	2	0	1	2	3.6	
at Kentucky	Jan. 7	5	0-2	.282	0-2	.200	0-0	.667	0	0	0	1.3	1	0	0	0	0	1	0	3.4	
Vanderbilt	Jan. 10	10	2-3	.297	2-3	.229	0-0	.667	0	0	0	1.3	2	0	0	0	0	0	6	3.6	
Florida	Jan. 14	* 21	3-8	.305	1-4	.231	0-0	.667	1	0	1	1.2	2	0	0	1	0	0	7	3.8	
at Auburn	Jan. 21	* 17	0-1	.301	0-1	.226	2-2	.800	0	1	1	1.2	1	0	0	1	0	0	2	3.7	
Alabama	Jan. 25	-	-	-	-	-	-	DNP	-	-	-	-	-	-	-	-	-	-	-	-	-
at Ole Miss	Jan. 28	-	-	-	-	-	-	DNP	-	-	-	-	-	-	-	-	-	-	-	-	-
at Florida	Feb. 2	12	2-6	.303	1-3	.232	0-0	.800	1	1	2	1.3	2	0	0	1	0	0	5	3.7	
Kentucky	Feb. 4	3	0-1	.300	0-0	.232	0-0	.800	0	0	0	1.2	0	0	1	0	0	0	0	3.6	
at Tennessee	Feb. 8	1	0-0	.300	0-0	.292	0-0	.800	0	0	0	1.1	0	0	0	0	0	0	0	3.4	
at Arkansas	Feb. 11	-	-	-	-	-	-	DNP	-	-	-	-	-	-	-	-	-	-	-	-	-
Georgia	Feb. 15	-	-	-	-	-	-	DNP	-	-	-	-	-	-	-	-	-	-	-	-	-
LSU	Feb. 18	-	-	-	-	-	-	DNP	-	-	-	-	-	-	-	-	-	-	-	-	-
at Vanderbilt	Feb. 22	-	-	-	-	-	-	-	-	-	-	-	-	-	-	-	-	-	-	-	-
Tennessee	Feb. 25	-	-	-	-	-	-	-	-	-	-	-	-	-	-	-	-	-	-	-	-
Mississippi State	Feb. 29	-	-	-	-	-	-	-	-	-	-	-	-	-	-	-	-	-	-	-	-
at Georgia	March 3	-	-	-	-	-	-	-	-	-	-	-	-	-	-	-	-	-	-	-	-

### SEASON NOTES

Was solid in season opener win over Western Carolina (Nov. 11), posting five points, dishing one assist, one block and one steal ... Struggled from the floor vs. Elon (Nov. 15), hitting 2-of-9 attempts overall ... Dished two assists vs. Tennessee State (Nov. 20) ... Grabbed two rebounds and scored two points in 11 minutes against Mississippi Valley State (Nov. 22) ... Tallied four points and dished two assists vs. #1 North Carolina (Nov. 25) ... Breakout game with 12 points on 4-of-7 shooting vs. Southern Cal (Nov. 26) ... Tallied five points and collected four rebounds vs. Providence (Dec. 1) ... Solid in win at Clemson (Dec. 4), providing nine points and three rebounds ... Matched career high with two steals vs. Presbyterian (Dec. 13) ... One assist vs. No. 2 Ohio State (Dec. 17) ... Saw action vs. SE Louisiana (Dec. 21) ... Played vs. Wofford (Dec. 28) ... A perfect 2-of-2 from 3-point range in win over USC Upstate (Dec. 31) ... Contributed two points and one steal vs. SC State (Jan. 3) ... Saw action at No. 2 Kentucky (Jan. 7) ... Hit two of three attempts from 3-point range in loss to Vanderbilt (Jan. 10) ... Earned first start of the season vs. No. 19 Florida (Jan. 14), posting seven points ... Tallied two points and one rebound at Auburn (Jan. 21) ... Saw action at No. 12 Florida (Feb. 2), scored five points ... Saw action vs. No. 1 Kentucky (Feb. 4) ...

### CAREER VS. VANDY (3 GAMES)

MIN	PTS	RBS	AST	BLK	STL	FG%	3FG%	FT%
10.0	2.0	0.3	0.0	0.0	0.7	33.3	33.3	0.0

### CAREER STATISTICS

Season	GP-GS	Min	Avg	FG	FGA	Pct	3FG	3FGA	Pct	FT	FTA	Pct	Off	Def	Tot	Avg	PF	FO	Ast	TO	Blk	Stl	Pts	Avg
2010-11	30-24	582	19.4	53	158	.335	41	122	.336	30	44	.682	5	43	48	1.6	57	1	16	29	6	20	177	5.9
2011-12	21-2	279	13.3	27	90	.300	13	56	.232	4	5	.800	8	16	24	1.1	26	0	10	14	1	6	71	3.4
<b>Totals</b>	<b>51-26</b>	<b>861</b>	<b>16.9</b>	<b>80</b>	<b>248</b>	<b>.322</b>	<b>54</b>	<b>178</b>	<b>.303</b>	<b>34</b>	<b>49</b>	<b>.694</b>	<b>13</b>	<b>59</b>	<b>72</b>	<b>1.4</b>	<b>83</b>	<b>1</b>	<b>26</b>	<b>43</b>	<b>7</b>	<b>26</b>	<b>248</b>	<b>4.8</b>

### CAREER SEC STATISTICS

Season	GP-GS	Min	Avg	FG	FGA	Pct	3FG	3FGA	Pct	FT	FTA	Pct	Off	Def	Tot	Avg	PF	FO	Ast	TO	Blk	Stl	Pts	Avg
2011	16-11	258	16.1	19	68	.276	16	50	.320	10	18	.556	4	18	22	1.4	31	1	3	15	3	11	64	4.0
2012	7-2	69	9.9	7	21	.333	4	13	.308	2	2	1.000	2	2	4	0.6	8	0	1	3	0	1	20	2.9
<b>Totals</b>	<b>23-13</b>	<b>327</b>	<b>14.2</b>	<b>26</b>	<b>89</b>	<b>.292</b>	<b>20</b>	<b>63</b>	<b>.317</b>	<b>12</b>	<b>20</b>	<b>.600</b>	<b>6</b>	<b>20</b>	<b>26</b>	<b>1.1</b>	<b>39</b>	<b>1</b>	<b>4</b>	<b>18</b>	<b>3</b>	<b>12</b>	<b>84</b>	<b>3.6</b>



## #33 - RJ SLAWSON

SOPHOMORE - FORWARD

6'8 - 207 - 1 LETTER

CHARLESTON, S.C. - FORT DORCHESTER

### SLAWSON'S CAREER HIGHS

**POINTS**

13, vs. North Carolina (Nov. 25, 2011)

**FIELD GOALS**

6, vs. North Carolina (Nov. 25, 2011)

**FIELD GOAL ATTEMPTS**

10, vs. North Carolina (Nov. 25, 2011)

**3-POINT FIELD GOALS**

2, 4 times, last vs. SC State (Jan. 3, 2012)

**3-POINT FIELD GOAL ATTEMPTS**

4, vs. SC State (Jan. 3, 2012)

**FREE THROWS**

4, 3 times, last vs. Providence (Dec. 1, 2011)

**FREE THROW ATTEMPTS**

6, vs. Tenn. State (Nov. 20, 2011)

**REBOUNDS**

14, vs. North Carolina (Nov. 25, 2011)

**ASSISTS**

3, vs. SC State (Jan. 3, 2012)

**BLOCKS**

4, vs. North Carolina (Nov. 25, 2011)

**STEALS**

3, vs. SC State (Jan. 3, 2012)

**MINUTES PLAYED**

31, vs. North Carolina (Nov. 25, 2011)

### SLAWSON'S SEASON HIGHS

**POINTS**

13, vs. North Carolina (Nov. 25, 2011)

**FIELD GOALS**

6, vs. North Carolina (Nov. 25, 2011)

**FIELD GOAL ATTEMPTS**

10, vs. North Carolina (Nov. 25, 2011)

**3-POINT FIELD GOALS**

2, 3 times, last vs. SC State (Jan. 3, 2012)

**3-POINT FIELD GOAL ATTEMPTS**

4, vs. SC State (Jan. 3, 2012)

**FREE THROWS**

4, twice, last vs. Providence (Dec. 1, 2011)

**FREE THROW ATTEMPTS**

6, vs. Tenn. State (Nov. 20, 2011)

**REBOUNDS**

14, vs. North Carolina (Nov. 25, 2011)

**ASSISTS**

3, vs. SC State (Jan. 3, 2012)

**BLOCKS**

4, vs. North Carolina (Nov. 25, 2011)

**STEALS**

3, vs. SC State (Jan. 3, 2012)

**MINUTES PLAYED**

31, vs. North Carolina (Nov. 25, 2011)

### 2011-12

Opponent	Date	GS	Min	FG-FGA	Pct	3FG-FGA	Pct	FT-FTA	Pct	Off	Def	Tot	Avg	PF	FO	A	TO	Blk	Stl	Pts	Avg	
Western Carolina	Nov. 11	21	3-4	.750	0-0	.000	1-2	.500	3	0	3	3.0	3	0	1	0	0	1	7	7.0		
at Elon	Nov. 15	11	1-5	.444	0-2	.000	0-0	.500	1	2	3	3.0	2	0	0	0	1	2	4	5.8		
Tenn State	Nov. 20	28	2-7	.438	0-2	.000	4-6	.625	3	3	6	4.0	3	0	0	2	1	1	10	6.3		
Miss Valley State	Nov. 22	16	2-6	.409	0-0	.000	0-2	.500	1	2	3	3.8	4	0	2	0	1	1	4	5.8		
UNC	Nov. 25	31	6-10	.600	1-1	.000	1-2	.500	4	10	14	5.8	4	0	0	4	4	1	13	7.2		
So. California	Nov. 26	29	3-6	.474	2-3	.250	1-1	.538	0	3	3	5.3	1	0	2	1	1	0	9	7.5		
Providence	Dec. 1	22	2-8	.435	0-1	.222	4-4	.647	4	4	8	5.7	4	0	1	2	1	2	8	7.6		
at Clemson	Dec. 4	6	0-0	.435	0-0	.222	0-0	.647	0	1	1	5.1	2	0	0	0	0	0	0	6.6		
Presbyterian	Dec. 13	17	1-3	.429	0-0	.222	0-0	.647	1	3	4	5.0	2	0	0	0	2	0	2	6.1		
Ohio State	Dec. 17	16	1-2	.431	1-2	.273	0-0	.647	0	0	0	4.5	3	0	0	1	0	0	3	5.8		
SE Louisiana	Dec. 21	12	1-4	.418	0-2	.231	0-0	.647	1	0	1	4.2	5	1	0	2	0	0	2	5.5		
Wofford	Dec. 28	16	2-3	.431	2-3	.313	1-2	.632	1	0	1	3.9	2	0	2	0	1	1	7	5.6		
USC Upstate	Dec. 31	25	4-5	.460	1-2	.333	1-2	.619	3	5	8	4.2	3	0	0	1	2	0	10	5.9		
SC State	Jan. 3	24	3-5	.471	2-4	.364	1-2	.609	2	7	9	4.6	1	0	3	0	0	3	9	6.1		
at Kentucky	Jan. 7	19	2-4	.472	1-1	.391	0-0	.609	5	1	6	4.7	4	0	1	1	1	1	5	6.1		
Vanderbilt	Jan. 10	19	0-0	.472	0-0	.391	0-0	.609	0	1	1	4.4	2	0	0	0	0	2	0	5.7		
Florida	Jan. 14	23	2-4	.474	0-1	.375	1-1	.625	1	2	3	4.4	2	0	0	1	0	1	5	5.6		
at Auburn	Jan. 21	14	2-3	.481	1-2	.385	0-0	.625	0	0	0	4.1	0	0	0	2	0	1	5	5.6		
Alabama	Jan. 25	15	2-6	.471	0-3	.345	0-0	.625	6	3	9	4.4	4	0	0	1	0	1	4	5.5		
at Ole Miss	Jan. 28	18	0-2	.460	0-0	.345	0-0	.625	0	3	3	4.3	2	0	1	1	0	0	0	5.3		
at Florida	Feb. 2	13	1-2	.461	0-0	.345	0-0	.625	1	1	2	4.2	1	0	0	1	0	0	2	5.1		
Kentucky	Feb. 4	8	0-1	.456	0-0	.345	1-2	.615	1	0	1	4.0	4	0	0	0	2	0	1	4.9		
at Tennessee	Feb. 8	* 23	3-5	.463	1-3	.344	2-3	.621	1	4	5	4.1	4	0	0	2	1	0	9	5.1		
at Arkansas	Feb. 11	* 16	2-4	.465	0-2	.324	0-1	.600	1	1	2	4.0	2	0	1	2	0	0	4	5.0		
Georgia	Feb. 15	* 16	2-4	.466	0-1	.314	2-2	.625	1	2	3	4.0	3	0	0	0	0	2	6	5.1		
LSU	Feb. 18	* 17	1-3	.462	0-2	.297	1-2	.618	1	2	3	3.9	1	0	1	1	0	1	3	5.0		
at Vanderbilt	Feb. 22																					
Tennessee	Feb. 25																					
Mississippi State	Feb. 29																					
at Georgia	March 3																					

### SEASON NOTES

Was 3-of-4 from the floor with seven points in season opener vs. Western Carolina (Nov. 11) ... Tallied two points vs. Elon (Nov. 15) ... Posted or matched several career highs with 10 points, including a 4-of-6 effort from the charity stripe, while playing a career high 28 minutes vs. Tennessee State (Nov. 20) ... Tied his career highs with two assists, one block and one steal vs. Mississippi Valley State (Nov. 22) ... Posted a career night vs. #1 North Carolina (Nov. 25), posting career highs with 13 points, 14 rebounds and four blocks ... Named to the Las Vegas Invitational All-Tournament team after finishing tournament play with nine points vs. Southern Cal (Nov. 26) ... Collected a team best eight rebounds vs. Providence (Dec. 1) ... Suffered from right foot strain following Providence contest, however, was available for contest at Clemson (Dec. 4) ... Blocked two shots vs. Presbyterian (Dec. 13) ... Posted three points vs. No. 2 Ohio State (Dec. 17) ... Saw action vs. SE Louisiana (Dec. 21) ... Tallied seven points, hitting two 3s in win vs. Wofford (Dec. 28) ... Tallied 10 points and collected eight rebounds and two blocks in win over USC Upstate (Dec. 31) for best game since UNC contest ... Career game vs. SC State (Jan. 3), nine points, nine rebounds and a career high three assists and three steals ... Solid at No. 2 Kentucky (Jan. 7), posting five points, six rebounds, and one block, assist and steal ... Two steals in loss vs. Vanderbilt (Jan. 10) ... Contributed five points vs. No. 19 Florida (Jan. 14) ... Tallied five points in contest at Auburn (Jan. 21) ... Collected an SEC career high nine rebounds, including six offensive, in 56-54 victory vs. Alabama (Jan. 25) ... Collected three rebounds and one assists at Ole Miss (Jan. 28) ... Saw action at No. 12 Florida (Feb. 2), scoring two points and collecting two rebounds ... Posted two blocks vs. No. 1 Kentucky (Feb. 4) ... Earned first career start at Tennessee (Feb. 8), scored nine points and collected five rebounds ... Posted four points and one assist at Arkansas (Feb. 11) ... Posted six points and two steals in win vs. Georgia (Feb. 15) ... Scored three points and collected three rebounds vs. LSU (Feb. 18) ...

### CAREER VS. VANDY (2 GAMES)

MIN	PTS	RBS	AST	BLK	STL	FG%	3FG%	FT%
11.0	1.0	0.5	0.0	0.0	1.0	1.000	0.0	0.0

### CAREER STATISTICS

Season	GP-GS	Min	Avg	FG	FGA	Pct	3FG	3FGA	Pct	FT	FTA	Pct	Off	Def	Tot	Avg	PF	FO	Ast	TO	Blk	Stl	Pts	Avg
2010-11	28-0	252	9.0	24	58	.414	6	19	.316	9	11	.818	22	37	59	2.1	40	1	4	14	5	7	63	2.3
2011-12	26-4	475	18.3	49	106	.462	11	37	.297	21	34	.618	42	60	102	3.9	68	1	15	25	17	20	130	5.0
<b>Totals</b>	<b>54-4</b>	<b>727</b>	<b>13.5</b>	<b>73</b>	<b>164</b>	<b>.445</b>	<b>17</b>	<b>56</b>	<b>.303</b>	<b>30</b>	<b>45</b>	<b>.667</b>	<b>64</b>	<b>97</b>	<b>161</b>	<b>3.0</b>	<b>108</b>	<b>2</b>	<b>19</b>	<b>39</b>	<b>22</b>	<b>27</b>	<b>193</b>	<b>3.6</b>

### CAREER SEC STATISTICS

Season	GP-GS	Min	Avg	FG	FGA	Pct	3FG	3FGA	Pct	FT	FTA	Pct	Off	Def	Tot	Avg	PF	FO	Ast	TO	Blk	Stl	Pts	Avg
2011	15-0	153	10.2	11	32	.344	4	11	.364	4	4	1.000	11	20	31	2.1	27	1	0	4	2	4	30	2.0
2012	12-4	201	16.8	17	38	.447	3	15	.200	7	11	.636	18	20	38	3.2	29	0	4	12	4	9	44	3.7
<b>Totals</b>	<b>27-4</b>	<b>354</b>	<b>13.1</b>	<b>28</b>	<b>70</b>	<b>.400</b>	<b>7</b>	<b>26</b>	<b>.269</b>	<b>11</b>	<b>15</b>	<b>.733</b>	<b>29</b>	<b>40</b>	<b>69</b>	<b>2.6</b>	<b>56</b>	<b>1</b>	<b>4</b>	<b>16</b>	<b>6</b>	<b>13</b>	<b>74</b>	<b>2.7</b>





## #5 - ERIC SMITH

SOPHOMORE - GUARD

5'11 - 210 - 1 LETTER

MULLINS, S.C. - CHRIST SCHOOL

### SMITH'S CAREER HIGHS

**POINTS**

18, vs. Tenn. State (Nov. 20, 2011)

**FIELD GOALS**

6, twice, last vs. Providence (Dec. 1, 2011)

**FIELD GOAL ATTEMPTS**

13, vs. Providence (Dec. 1, 2011)

**3-POINT FIELD GOALS**

5, vs. Tenn. State (Nov. 20, 2011)

**3-POINT FIELD GOAL ATTEMPTS**

8, vs. Providence (Dec. 1, 2011)

**FREE THROWS**

3, vs. Kentucky (Jan. 22, 2011)

**FREE THROW ATTEMPTS**

4, vs. Radford (Nov. 19, 2010)

**REBOUNDS**

3, 7 times, last at Kentucky (Jan. 7, 2012)

**ASSISTS**

7, vs. Ole Miss (Feb. 22, 2011)

**BLOCKS**

-

**STEALS**

2, 4 times, last vs. SE Louisiana (Dec. 21, 2011)

**MINUTES PLAYED**

31, vs. Miss. Valley State (Nov. 2, 2011)

### SMITH'S SEASON HIGHS

**POINTS**

18, vs. Tenn. State (Nov. 20, 2011)

**FIELD GOALS**

6, twice, last vs. Providence (Dec. 1, 2011)

**FIELD GOAL ATTEMPTS**

13, vs. Providence (Dec. 1, 2011)

**3-POINT FIELD GOALS**

5, vs. Tenn. State (Nov. 20, 2011)

**3-POINT FIELD GOAL ATTEMPTS**

8, vs. Providence (Dec. 1, 2011)

**FREE THROWS**

2, twice, last vs. LSU (Feb. 18, 2012)

**FREE THROW ATTEMPTS**

2, 4 times, last vs. LSU (Feb. 18, 2012)

**REBOUNDS**

3, 4 times, last at Kentucky (Jan. 7, 2012)

**ASSISTS**

4, vs. Western Carolina (Nov. 11, 2011)

**BLOCKS**

-

**STEALS**

2, 4 times, last at Arkansas (Feb. 11, 2012)

**MINUTES PLAYED**

31, vs. Miss. Valley State (Nov. 2, 2011)

### 2011-12

Opponent	Date	GS	Min	FG-FGA	Pct	3FG-FGA	Pct	FT-FTA	Pct	Off	Def	Tot	Avg	PF	FO	A	TO	Blk	Stl	Pts	Avg	
Western Carolina	Nov. 11	19	4-6	.667	1-2	.500	0-2	.000	0	0	0	0.0	0	4	1	0	0	9	9.0			
at Elon	Nov. 15	14	3-5	.636	0-2	.250	0-1	.000	0	1	1	0.5	2	0	2	1	0	1	6	7.5		
Tenn State	Nov. 20	18	6-10	.619	5-7	.545	1-1	.250	0	2	2	1.0	2	0	1	4	0	0	18	11.0		
Miss Valley State	Nov. 22	* 31	3-6	.593	2-3	.572	0-1	.200	1	2	3	1.5	2	0	2	4	0	2	8	10.3		
UNC	Nov. 25	* 27	2-6	.545	2-5	.526	0-0	.200	0	0	0	1.2	1	0	3	3	0	0	6	9.4		
So. California	Nov. 26	* 20	1-1	.559	1-1	.550	0-0	.200	0	0	0	1.0	4	0	1	3	0	1	3	8.3		
Providence	Dec. 1	* 28	6-13	.532	3-8	.500	1-2	.286	1	2	3	1.3	2	0	1	0	0	2	16	9.4		
at Clemson	Dec. 4	* 22	2-3	.540	0-1	.483	0-0	.286	0	2	2	1.4	2	0	3	1	0	0	4	8.8		
Presbyterian	Dec. 13	* 19	0-4	.500	0-1	.467	0-0	.286	0	3	3	1.6	1	0	2	0	0	0	0	7.8		
Ohio State	Dec. 17	* 23	2-5	.492	1-2	.469	0-0	.286	1	0	1	1.5	0	0	1	2	0	0	5	7.5		
SE Louisiana	Dec. 21	* 19	2-4	.492	1-2	.471	2-4	.364	0	0	0	1.4	0	0	1	0	0	2	7	7.5		
Wofford	Dec. 28	* 17	0-3	.470	0-2	.444	0-0	.364	0	0	0	1.3	0	1	2	0	0	0	0	6.8		
USC Upstate	Dec. 31	* 19	2-4	.471	0-1	.432	1-1	.417	0	0	0	1.2	5	1	1	4	0	0	5	6.7		
SC State	Jan. 3	* 16	3-5	.480	2-3	.450	0-0	.417	0	2	2	1.2	1	0	2	2	0	0	8	6.8		
at Kentucky	Jan. 7	* 12	1-4	.468	1-2	.452	0-0	.417	0	3	3	1.3	0	0	1	1	0	0	3	6.5		
Vanderbilt	Jan. 10	* 16	0-4	.446	0-2	.432	0-0	.417	0	0	0	1.3	0	0	1	1	0	0	0	6.1		
Florida	Jan. 14	2	0-0	.446	0-0	.432	0-0	.417	0	0	0	1.2	0	0	1	1	0	0	0	5.8		
at Auburn	Jan. 21	1	0-0	.446	0-0	.432	0-0	.417	0	0	0	1.1	0	0	0	0	0	0	0	5.6		
Alabama	Jan. 25	-	-	-	-	-	-	DNP	-	-	-	-	-	-	-	-	-	-	-	-	-	-
at Ole Miss	Jan. 28	-	-	-	-	-	-	DNP	-	-	-	-	-	-	-	-	-	-	-	-	-	-
at Florida	Feb. 2	-	-	-	-	-	-	DNP	-	-	-	-	-	-	-	-	-	-	-	-	-	-
Kentucky	Feb. 4	12	1-3	.442	0-0	.432	0-0	.417	0	1	1	1.1	0	0	2	0	0	0	2	5.3		
at Tennessee	Feb. 8	6	0-1	.437	0-0	.432	0-0	.417	0	0	0	1.1	0	0	0	0	0	0	0	5.0		
at Arkansas	Feb. 11	17	2-5	.435	1-3	.426	2-2	.500	0	1	1	1.0	1	0	2	3	0	2	7	5.1		
Georgia	Feb. 15	5	0-2	.426	0-1	.417	0-0	.500	0	0	0	1.0	1	0	0	0	0	0	0	4.9		
LSU	Feb. 18	8	0-0	.426	0-0	.417	2-2	.563	0	1	1	1.0	1	0	0	0	0	0	2	4.7		
at Vanderbilt	Feb. 22																					
Tennessee	Feb. 25																					
Mississippi State	Feb. 29																					
at Georgia	March 3																					

### SEASON NOTES

Dished four assists with just one turnover, while adding a career high nine points in season opener vs. Western Carolina (Nov. 11) ... Dished two assists and added six points at Elon (Nov. 15) ... Doubled career high with 18 points on 6-of-10 shooting, including a 5-of-7 mark from 3-point range vs. Tennessee State (Nov. 20) ... Earned first career start against Mississippi Valley State (Nov. 22), posting eight points while getting career highs with three rebounds, two steals and 31 minutes played ... Collected three assists vs. #1 North Carolina (Nov. 25) ... Was solid in contest vs. Providence (Dec. 1), scoring 16 points, hitting 6-of-13 attempts from the field ... Hit crucial show with 25.9 seconds remaining in Clemson contest (Dec. 4), which pushed the Carolina lead to three points ... Dished three assists vs. the Tigers ... Tallied two assists vs. Presbyterian (Dec. 13) ... Posted five points and one assist vs. No. 2 Ohio State (Dec. 17) ... Matched career high with two steals vs. SE Louisiana (Dec. 21) ... One assist vs. Wofford (Dec. 28) ... Five points and one assist vs. USC Upstate (Dec. 31) ... Tallied eight points and two assists vs. SC State (Jan. 3) ... Matched career high with three rebounds at No. 2 Kentucky (Jan. 7) ... Posted one assist vs. No. 19 Florida (Jan. 14) ... Posted two assists vs. No. 1 Kentucky (Feb. 4) ... Saw action at Tennessee (Feb. 8) ... Played an SEC season high 17 minutes at Arkansas (Feb. 11), scoring seven points, and posting two assists and two steals ... Saw action in win vs. Georgia (Feb. 15) ... Posted two points vs. LSU (Feb. 18) ...

### CAREER VS. VANDY (3 GAMES)


MIN	PTS	RBS	AST	BLK	STL	FG%	3FG%	FT%
14.3	2.0	0.0	1.0	0.0	0.0	33.3	0.0	66.7

### CAREER STATISTICS

Season	GP-GS	Min	Avg	FG	FGA	Pct	3FG	3FGA	Pct	FT	FTA	Pct	Off	Def	Tot	Avg	PF	FO	Ast	TO	Blk	Stl	Pts	Avg
2010-11	28-0	371	13.3	20	66	.303	8	35	.229	20	32	.625	6	16	22	0.8	29	0	42	25	0	6	68	2.4
2011-12	23-13	371	16.1	40	94	.426	20	48	.417	9	16	.563	3	20	23	1.0	25	1	32	33	0	10	109	4.7
<b>Totals</b>	<b>51-13</b>	<b>742</b>	<b>14.5</b>	<b>60</b>	<b>160</b>	<b>.375</b>	<b>28</b>	<b>83</b>	<b>.337</b>	<b>29</b>	<b>48</b>	<b>.604</b>	<b>9</b>	<b>36</b>	<b>45</b>	<b>0.9</b>	<b>54</b>	<b>1</b>	<b>74</b>	<b>58</b>	<b>0</b>	<b>16</b>	<b>177</b>	<b>3.5</b>

### CAREER SEC STATISTICS

Season	GP-GS	Min	Avg	FG	FGA	Pct	3FG	3FGA	Pct	FT	FTA	Pct	Off	Def	Tot	Avg	PF	FO	Ast	TO	Blk	Stl	Pts	Avg
2011	16-0	260	16.3	15	49	.306	6	24	.250	13	17	.765	6	7	13	0.8	18	0	23	15	0	4	49	3.1
2012	9-2	79	8.8	4	19	.211	2	8	.250	4	4	1.000	0	6	6	0.7	3	0	7	6	0	2	14	1.6
<b>Totals</b>	<b>25-2</b>	<b>339</b>	<b>13.6</b>	<b>19</b>	<b>68</b>	<b>.279</b>	<b>8</b>	<b>32</b>	<b>.250</b>	<b>17</b>	<b>21</b>	<b>.809</b>	<b>6</b>	<b>13</b>	<b>19</b>	<b>0.8</b>	<b>21</b>	<b>0</b>	<b>30</b>	<b>21</b>	<b>0</b>	<b>6</b>	<b>63</b>	<b>2.5</b>



## #45 - CARLTON GEATHERS

R-FRESHMAN - FORWARD

6'10 - 250 - HS

GEORGETOWN, S.C. - CARVERS BAY

### GEATHERS' SEASON HIGHS

**POINTS**

4, 3 times, last vs. SC State (Jan. 3, 2012)

**FIELD GOALS**

2, twice, last vs. SC State (Jan. 3, 2012)

**FIELD GOAL ATTEMPTS**

4, vs. Western Carolina (Nov. 11, 2011)

**3-POINT FIELD GOALS**

-

**3-POINT FIELD GOAL ATTEMPTS**

-

**FREE THROWS**

2, twice last vs. Kentucky (Feb. 4, 2012)

**FREE THROW ATTEMPTS**

2, 4, last vs. Kentucky (Feb. 4, 2012)

**REBOUNDS**

6, vs. Western Carolina (Nov. 11, 2011)

**ASSISTS**

1, vs. SC State (Jan. 3, 2012)

**BLOCKS**

3, twice, last vs. Providence (Dec. 1, 2011)

**STEALS**

2, vs. Vanderbilt (Jan. 10, 2012)

**MINUTES PLAYED**

16, vs. Western Carolina (Nov. 11, 2011)

### 2011-12

Opponent	Date	GS	Min	FG-FGA	Pct	3FG-FGA	Pct	FT-FTA	Pct	Off	Def	Tot	Avg	PF	FO	A	TO	Blk	Stl	Pts	Avg
Western Carolina	Nov. 11	16	2-4	.500	0-0	.000	0-0	.000	1	5	6	6.0	0	0	0	0	1	0	4	4.0	
at Elon	Nov. 15	8	0-0	.500	0-0	.000	0-0	.000	0	1	1	3.5	2	0	0	0	0	0	0	2.0	
Tenn State	Nov. 20	13	0-1	.400	0-0	.000	0-0	.000	1	1	2	3.0	1	0	0	0	1	0	0	1.3	
Miss Valley State	Nov. 22	11	0-0	.000	0-0	.000	0-0	.000	0	3	3	3.0	1	0	0	0	3	0	0	1.0	
UNC	Nov. 25	3	0-1	.333	0-0	.000	0-0	.000	0	2	2	2.8	2	0	0	0	0	0	0	0.8	
So. California	Nov. 26	3	0-0	.333	0-0	.000	0-0	.000	0	0	0	2.3	1	0	0	0	0	0	0	0.7	
Providence	Dec. 1	8	0-0	.333	0-0	.000	0-0	.000	0	3	3	2.4	1	0	0	1	3	0	0	0.6	
at Clemson	Dec. 4	3	0-1	.286	0-0	.000	0-0	.000	0	0	0	2.1	0	0	0	0	0	0	0	0.5	
Presbyterian	Dec. 13	4	0-0	.286	0-0	.000	0-0	.000	0	1	1	2.0	1	0	0	0	0	0	0	0.4	
Ohio State	Dec. 17	8	0-0	.286	0-0	.000	1-2	.500	1	2	3	2.1	0	0	0	0	1	0	1	0.5	
SE Louisiana	Dec. 21	11	1-3	.300	0-0	.000	2-2	.750	4	0	4	2.3	2	0	0	1	0	4	0.8		
Wofford	Dec. 28	5	1-1	.364	0-0	.000	0-0	.750	0	0	0	2.1	0	0	0	0	0	0	2	0.9	
USC Upstate	Dec. 31	3	1-1	.417	0-0	.000	0-0	.750	1	1	2	2.1	0	0	0	0	0	2	1.0		
SC State	Jan. 3	12	2-3	.467	0-0	.000	0-0	.750	1	1	2	2.1	4	0	1	1	1	0	4	1.2	
at Kentucky	Jan. 7	5	0-0	.467	0-0	.000	0-0	.750	0	0	0	1.9	0	0	0	1	0	0	0	1.1	
Vanderbilt	Jan. 10	3	0-0	.467	0-0	.000	0-0	.750	0	0	0	1.8	0	0	0	0	2	0	1.1		
Florida	Jan. 14	11	0-1	.438	0-0	.000	0-0	.750	0	0	0	1.7	1	0	0	0	1	0	0	1.0	
at Auburn	Jan. 21	3	0-0	.438	0-0	.000	1-2	.667	0	1	1	1.7	0	0	0	0	0	1	1.0		
Alabama	Jan. 25	3	0-0	.438	0-0	.000	0-0	.667	0	1	1	1.6	0	0	0	0	1	1	0	0.9	
at Ole Miss	Jan. 28	13	1-1	.471	0-0	.000	0-0	.667	1	1	2	1.7	1	0	0	0	1	1	2	1.0	
at Florida	Feb. 2	3	0-0	.471	0-0	.000	0-0	.667	0	0	0	1.6	0	0	0	0	0	0	0	1.0	
Kentucky	Feb. 4	5	0-2	.421	0-0	.000	2-2	.750	2	1	3	1.6	0	0	0	0	0	0	2	1.0	
at Tennessee	Feb. 8	-	-	-	-	-	-	-	DNP	-	-	-	-	-	-	-	-	-	-	-	-
at Arkansas	Feb. 11	-	-	-	-	-	-	-	DNP	-	-	-	-	-	-	-	-	-	-	-	-
Georgia	Feb. 15	-	-	-	-	-	-	-	DNP	-	-	-	-	-	-	-	-	-	-	-	-
LSU	Feb. 18	-	-	-	-	-	-	-	-	-	-	-	-	-	-	-	-	-	-	-	-
at Vanderbilt	Feb. 22	-	-	-	-	-	-	-	-	-	-	-	-	-	-	-	-	-	-	-	-
Tennessee	Feb. 25	-	-	-	-	-	-	-	-	-	-	-	-	-	-	-	-	-	-	-	-
Mississippi State	Feb. 29	-	-	-	-	-	-	-	-	-	-	-	-	-	-	-	-	-	-	-	-
at Georgia	March 3	-	-	-	-	-	-	-	-	-	-	-	-	-	-	-	-	-	-	-	-

### SEASON NOTES

In first career contest, collected six rebounds and tallied four points in season opener vs. Western Carolina (Nov. 11) ... Saw action vs. Elon (Nov. 15), collecting one rebound ... Earned a block vs. Tennessee State (Nov. 20) ... Swatted a game-high and career high three blocks against Mississippi Valley State (Nov. 22) ... Blocked three shots vs. Providence (Dec. 1), matching a season high ... Tallied one block vs. No. 2 Ohio State (Dec. 17) ... Matched season high with four points vs. SE Louisiana (Dec. 21) ... Contributed two points in win over Wofford (Dec. 28) ... Posted two points vs. USC Upstate (Dec. 31) ... Tallied four points, two rebounds and dished his first career assist in win over SC State (Jan. 3) ... Saw action at No. 2 Kentucky (Jan. 7) ... Collected first two steals of his career vs. Vanderbilt (Jan. 10) ... Tallied the lone South Carolina block in the contest vs. No. 19 Florida ... Saw action in contest at Auburn (Jan. 21) ... Blocked one shots, and collected one steal in victory vs. Alabama (Jan. 25)... Posted two points, two rebounds, a block and one steal at Ole Miss (Jan. 28); played an SEC season high 13 minutes ... Posted two points and collected three rebounds vs. No. 1 Kentucky (Feb. 4) ...

### CAREER VS. VANDY (1 GAME)

MIN	PTS	RBS	AST	BLK	STL	FG%	3FG%	FT%
3.0	0.0	0.0	0.0	0.0	2.0	0.0	0.0	0.0

### CAREER STATISTICS

Season	GP-GS	Min	Avg	FG	FGA	Pct	3FG	3FGA	Pct	FT	FTA	Pct	Off	Def	Tot	Avg	PF	FO	Ast	TO	Blk	Stl	Pts	Avg
2011-12	23-0	164	7.1	8	19	.421	0	0	.000	6	8	.750	12	24	36	1.6	18	0	1	4	13	4	22	1.0

### CAREER SEC STATISTICS

Season	GP-GS	Min	Avg	FG	FGA	Pct	3FG	3FGA	Pct	FT	FTA	Pct	Off	Def	Tot	Avg	PF	FO	Ast	TO	Blk	Stl	Pts	Avg
2012	9-0	56	6.2	1	4	.250	0	0	.000	3	4	.750	3	4	7	0.8	3	0	0	1	3	4	5	0.6



# #13 - ANTHONY GILL

FRESHMAN - FORWARD

6'8 - 235 - HS

CHARLOTTE, N.C. - CHARLOTTE CHRISTIAN

## GILL'S SEASON HIGHS

### POINTS

14, twice, last vs. SE Louisiana (Dec. 21, 2011)

### FIELD GOALS

6, vs. Western Carolina (Nov. 11, 2011)

### FIELD GOAL ATTEMPTS

11, at Kentucky (Jan. 7, 2012)

### 3-POINT FIELD GOALS

2, 3 times, last vs. Kentucky (Feb. 4, 2012)

### 3-POINT FIELD GOAL ATTEMPTS

4, vs. Kentucky (Jan. 14, 2011)

### FREE THROWS

5, vs. Georgia (Feb. 15, 2012)

### FREE THROW ATTEMPTS

6, 3 times, last vs. Kentucky (Feb. 4, 2012)

### REBOUNDS

9, twice, last vs. Alabama (Jan. 25, 2012)

### ASSISTS

3, 3 times, last vs. Alabama (Jan. 25, 2012)

### BLOCKS

2, vs. SC State (Jan. 3, 2012)

### STEALS

3, at Kentucky (Jan. 7, 2012)

### MINUTES PLAYED

35, last vs. Kentucky (Feb. 4, 2012)

## SEASON NOTES

Tallied a game-high 14 points in college debut on 6-of-7 shooting from the floor to lead Gamecocks past Western Carolina (Nov. 11) in season opener ... Led team for second-straight contest with nine points, just one rebound away from double-double with nine as well at Elon (Nov. 15) ... Was in foul trouble early vs. Tennessee State (Nov. 20); collected two assists ... Went 3-of-6 shooting from the floor in an eight-point, eight-rebound effort against Mississippi Valley State (Nov. 22) ... Collected six rebounds and posted five points before fouling out vs. #1 North Carolina (Nov. 25) ... Collected two steals vs. Southern Cal (Nov. 26) ... Added seven points and collected three rebounds vs. Providence (Dec. 1) ... Big part of Gamecock win at Clemson (Dec. 4), hit a huge 3 with 1:19 left in the contest to push the Carolina lead to three points ... Tallied 10 points and collected six rebounds vs. the Tigers ... Played a season high 33 minutes vs. Presbyterian (Dec. 13), collecting a team high eight rebounds ... After early foul trouble forced him to play just two minutes in the first half vs. No. 2 Ohio State (Dec. 17), responded with 11 points and four rebounds in the second half ... Solid performance vs. SE Louisiana (Dec. 21), posting a team high 14 points, while adding one assist, one block and one steal ... Collected team high seven rebounds, and matched season high with three assists in win over Wofford (Dec. 28) ... Tallied eight points vs. USC Upstate (Dec. 31) ... Blocked a season high two shots, while scoring six points and collecting five rebounds in win over SC State (Jan. 3) ... Collected a team high seven rebounds at No. 2 Kentucky (Jan. 7); added 10 points and a season high three steals ... Posted eight points vs. Vanderbilt (Jan. 10) ... Was in foul trouble vs. No. 19 Florida (Jan. 14), but scored eight points and collected three rebounds ... Tallied nine points at Auburn (Jan. 21) ... Stayed out of foul trouble to match season high with 33 minutes played vs. Alabama (Jan. 25); scored two points, but collected nine rebounds ... Posted 10 points, two assists and two steals, hitting season high for second-straight game with 33 minutes played at Ole Miss (Jan. 28) ... Hit double figures with 11 points at No. 12 Florida (Feb. 2) ... Played a season high 35 minutes vs. No. 1 Kentucky (Feb. 4), posting 10 points and three rebounds ... Was a perfect 5-of-5 from the free throw line, en route to nine points and six rebounds in win vs. Georgia (Feb. 15) ... Tallied nine points and four rebounds vs. LSU (Feb. 18) ...

## CAREER VS. VANDY (1 GAME)

MIN	PTS	RBS	AST	BLK	STL	FG%	3FG%	FT%
28.0	8.0	4.0	0.0	0.0	0.0	42.8	0.0	1.000

## 2011-12


Opponent	Date	GS	Min	FG-FGA	Pct	3FG-FGA	Pct	FT-FTA	Pct	Off	Def	Tot	Avg	PF	FO	A	TO	Blk	Stl	Pts	Avg
Western Carolina	Nov. 11	*	23	6-7	.857	1-1	1.000	1-2	.500	2	2	4	4.0	2	0	1	1	0	0	14	14.0
at Elon	Nov. 15	*	28	4-5	.833	0-0	1.000	1-3	.400	2	7	9	6.5	4	0	0	2	1	0	9	11.5
Tenn State	Nov. 20	*	21	1-3	.733	0-0	1.000	0-0	.400	1	1	2	5.0	2	0	3	0	0	0	2	8.3
Miss Valley State	Nov. 22	*	29	3-6	.667	0-0	1.000	2-3	.500	3	5	8	5.8	3	0	1	2	0	0	8	8.3
UNC	Nov. 25	*	23	3-7	.607	0-0	1.000	4-6	.571	3	3	6	5.8	5	1	2	3	0	1	10	8.6
So. California	Nov. 26	*	18	2-3	.613	0-0	1.000	3-3	.647	2	0	2	5.2	2	1	2	0	0	2	7	8.3
Providence	Dec. 1	*	17	3-6	.595	0-0	1.000	1-1	.667	2	1	3	4.9	0	1	2	1	0	0	7	8.1
at Clemson	Dec. 4	*	24	3-7	.568	2-3	.750	2-4	.636	0	6	6	5.0	4	1	0	0	0	0	10	8.4
Presbyterian	Dec. 13	*	33	3-6	.560	1-1	.800	3-3	.680	4	4	8	5.3	2	1	2	5	0	0	10	8.6
Ohio State	Dec. 17	*	18	4-6	.571	0-0	.800	3-3	.714	2	2	4	5.2	2	1	2	4	1	0	11	8.8
SE Louisiana	Dec. 21	*	27	4-9	.554	2-2	.857	4-6	.706	2	3	5	5.2	0	1	1	1	1	1	14	9.3
Wofford	Dec. 28	*	30	1-5	.529	0-1	.750	0-0	.706	1	7	8	5.4	1	1	3	3	0	1	2	8.7
USC Upstate	Dec. 31	*	23	3-7	.519	0-1	.667	2-4	.684	0	1	1	5.1	2	1	1	3	0	0	8	8.6
SC State	Jan. 3	*	20	2-3	.525	0-0	.667	2-2	.700	1	4	5	5.1	4	1	1	2	2	1	6	8.4
at Kentucky	Jan. 7	*	30	4-11	.505	0-1	.600	2-2	.714	3	4	7	5.2	4	1	0	2	0	3	10	8.5
Vanderbilt	Jan. 10	*	28	3-7	.500	0-2	.500	2-2	.727	2	2	4	5.1	0	1	0	1	0	0	8	8.5
Florida	Jan. 14	*	20	2-5	.495	1-4	.438	3-4	.729	1	2	3	5.0	4	2	0	3	0	0	8	8.5
at Auburn	Jan. 21	*	21	4-9	.491	0-1	.412	1-1	.735	1	2	3	4.9	3	2	0	3	0	0	9	8.5
Alabama	Jan. 25	*	33	1-8	.467	0-3	.350	0-0	.735	4	5	9	5.1	1	2	3	0	0	0	2	8.2
at Ole Miss	Jan. 28	*	33	4-5	.480	0-0	.350	2-2	.745	1	1	2	5.0	3	2	2	2	0	2	10	8.3
at Florida	Feb. 2	*	25	5-7	.492	1-2	.364	0-0	.745	3	2	5	5.0	5	2	1	0	0	11	8.4	
Kentucky	Feb. 4	*	35	3-8	.486	2-2	.417	2-6	.702	1	2	3	4.9	2	2	2	2	0	0	10	8.5
at Tennessee	Feb. 8		26	0-6	.466	0-1	.400	1-4	.672	2	2	4	4.8	4	2	2	3	0	0	1	8.1
at Arkansas	Feb. 11		17	0-2	.459	0-0	.400	2-6	.642	2	2	4	4.8	1	2	0	1	2	1	2	7.9
Georgia	Feb. 15		25	2-6	.455	0-0	.400	5-5	.667	2	4	6	4.9	2	2	0	1	0	0	9	7.9
LSU	Feb. 18		29	3-4	.462	1-1	.423	2-4	.658	1	3	4	4.8	0	2	1	1	1	1	9	8.0
at Vanderbilt	Feb. 22																				
Tennessee	Feb. 25																				
Mississippi State	Feb. 29																				
at Georgia	March 3																				

## CAREER STATISTICS

Season	GP-GS	Min	Avg	FG	FGA	Pct	3FG	3FGA	Pct	FT	FTA	Pct	Off	Def	Tot	Avg	PF	FO	Ast	TO	Blk	Stl	Pts	Avg
2011-12	26-22	656	25.2	73	158	.462	11	26	.423	50	76	.658	48	77	125	4.8	62	2	32	46	8	13	207	8.0

## CAREER SEC STATISTICS

Season	GP-GS	Min	Avg	FG	FGA	Pct	3FG	3FGA	Pct	FT	FTA	Pct	Off	Def	Tot	Avg	PF	FO	Ast	TO	Blk	Stl	Pts	Avg
2012	12-8	322	26.8	31	78	.397	5	17	.294	22	36	.611	23	31	54	4.5	29	1	11	19	3	7	89	7.4



## #32 - DAMIEN LEONARD

FRESHMAN - GUARD

6'4 - 187 - HS

GREENVILLE, S.C. - J.L. MANN

### LEONARD'S SEASON HIGHS

**POINTS**

19, vs. Kentucky (Feb. 4, 2012)

**FIELD GOALS**

7, vs. Kentucky (Feb. 4, 2012)

**FIELD GOAL ATTEMPTS**

17, vs. Elon (Nov. 15, 2011)

**3-POINT FIELD GOALS**

5, vs. North Carolina (Nov. 25, 2011)

**3-POINT FIELD GOAL ATTEMPTS**

11, twice, last vs. North Carolina (Nov. 25, 2011)

**FREE THROWS**

2, 4 times, last at Kentucky (Jan. 7, 2012)

**FREE THROW ATTEMPTS**

4, vs. Tenn. State (Nov. 20, 2011)

**REBOUNDS**

3, 3 times, last vs. USC Upstate (Dec. 31, 2011)

**ASSISTS**

3, last at Ole Miss (Jan. 28, 2012)

**BLOCKS**

1, twice, last vs. Georgia (Feb. 15, 2012)

**STEALS**

2, twice, last vs. Tenn. State (Nov. 20, 2011)

**MINUTES PLAYED**

36, vs. North Carolina (Nov. 25, 2011)

### 2011-12

Opponent	Date	GS	Min	FG-FGA	Pct	3FG-FGA	Pct	FT-FTA	Pct	Off	Def	Tot	Avg	PF	FO	A	TO	Blk	Stl	Pts	Avg
Western Carolina	Nov. 11	*	22	2-10	.200	1-5	.200	0-0	.000	1	0	1	1.0	1	0	0	1	1	1	5	5.0
at Elon	Nov. 15	*	27	2-17	.148	1-11	.125	2-2	1.000	2	0	2	1.5	2	0	2	0	0	2	7	6.0
Tenn State	Nov. 20	*	24	1-5	.156	1-5	.143	2-4	.667	1	0	1	1.3	3	0	2	2	0	2	5	5.7
Miss Valley State	Nov. 22	*	32	5-12	.227	4-9	.233	2-2	.750	0	3	3	1.8	2	0	0	3	0	1	16	8.3
UNC	Nov. 25	*	36	5-12	.268	5-11	.293	0-0	.750	0	1	1	1.5	3	0	0	5	0	0	15	9.6
So. California	Nov. 26	*	23	0-6	.242	0-4	.267	0-0	.750	0	0	0	1.3	2	0	0	1	0	0	0	8.0
Providence	Dec. 1	*	9	0-5	.224	0-5	.240	0-0	.750	0	2	2	1.4	1	0	0	1	0	0	0	6.9
at Clemson	Dec. 4		5	1-3	.229	0-1	.235	0-0	.750	0	0	0	1.3	0	0	0	0	0	0	2	6.3
Presbyterian	Dec. 13		10	3-5	.253	2-2	.264	0-0	.750	0	0	0	1.1	2	0	0	2	0	0	10	6.4
Ohio State	Dec. 17		22	2-6	.259	2-6	.271	1-2	.700	1	2	3	1.3	3	0	0	2	0	0	7	6.5
SE Louisiana	Dec. 21		14	3-6	.276	2-5	.281	0-2	.583	0	2	2	1.4	0	0	0	0	0	0	8	6.6
Wofford	Dec. 28		16	4-7	.298	4-6	.314	2-2	.643	0	0	0	1.3	0	0	0	2	0	0	14	7.3
USC Upstate	Dec. 31		12	0-0	.298	0-0	.314	1-2	.625	0	3	3	1.4	1	0	0	0	0	0	1	6.8
SC State	Jan. 3		17	3-6	.310	3-6	.329	0-0	.625	0	1	1	1.4	1	0	2	1	0	1	9	6.9
at Kentucky	Jan. 7		24	5-8	.333	3-6	.341	2-2	.667	0	2	2	1.4	3	0	0	3	0	0	15	7.5
Vanderbilt	Jan. 10		13	0-4	.321	0-2	.333	0-0	.667	0	0	0	1.3	0	0	0	1	0	1	0	7.0
Florida	Jan. 14		13	0-1	.319	0-0	.333	0-0	.667	0	1	1	1.3	0	0	0	0	0	0	0	6.6
at Auburn	Jan. 21		15	2-3	.328	2-3	.345	0-0	.667	1	1	2	1.3	0	0	0	1	0	1	6	6.6
Alabama	Jan. 25	*	30	2-11	.315	2-10	.330	0-0	.667	0	2	2	1.4	0	0	1	1	0	1	6	6.5
at Ole Miss	Jan. 28	*	17	1-8	.304	1-7	.317	0-0	.667	1	0	1	1.4	0	0	3	1	0	0	3	6.4
at Florida	Feb. 2	*	8	0-1	.301	0-1	.314	0-0	.667	0	0	0	1.3	3	0	0	2	0	0	0	6.0
Kentucky	Feb. 4	*	28	7-16	.316	4-8	.327	1-3	.619	1	0	1	1.3	1	0	0	1	0	0	19	6.6
at Tennessee	Feb. 8	*	22	4-7	.627	3-4	.342	0-0	.619	0	0	0	1.2	1	0	1	0	0	0	11	6.8
at Arkansas	Feb. 11	*	17	2-9	.321	2-8	.336	0-0	.619	0	1	1	1.2	2	0	0	1	0	0	6	6.8
Georgia	Feb. 15	*	23	1-6	.316	1-5	.331	0-0	.619	0	0	0	1.2	2	0	1	1	1	1	3	6.6
LSU	Feb. 18	*	21	2-5	.318	0-2	.326	0-0	.619	0	0	0	1.1	1	0	0	1	0	1	4	6.5
at Vanderbilt	Feb. 22																				
Tennessee	Feb. 25																				
Mississippi State	Feb. 29																				
at Georgia	March 3																				

### SEASON NOTES

Struggled from the floor in college debut vs. Western Carolina (Nov. 11), hitting just 2-of-10 attempts, including a 1-of-5 mark from 3-point range ... Struggled from the floor hitting just 2-of-17 attempts, including a 1-of-11 mark from 3-point range at Elon (Nov. 15) ... Collected two steals and two assists vs. Tennessee State (Nov. 20) ... Breakout effort against Mississippi Valley State (Nov. 22), going 5-of-12 from the field and 4-of-9 from 3-point range for a career high 16 points with three rebounds ... Tallied 15 points on 5-of-11 shooting from 3-point range vs. #1 North Carolina (Nov. 25) ... Collected two rebounds vs. Providence (Dec. 1) ... Posted eight points in 10 minutes vs. Presbyterian (Dec. 13) ... Tallied seven points and matched season high with three rebounds vs. No. 2 Ohio State (Dec. 17) ... Posted eight points vs. SE Louisiana (Dec. 21) to lead all scorers off the bench for the Gamecocks ... Posted 14 points in 16 minutes, hitting 4-of-6 attempts from beyond the arc in won over Wofford (Dec. 28) ... Matched season high with three rebounds vs. USC Upstate (Dec. 31) ... Tallied nine points, hitting three 3s, in victory over SC State (Jan. 3) ... Led the team with 15 points at No. 2 Kentucky (Jan. 7), scoring 12 points in the second half ... Saw action vs. Vanderbilt (Jan. 10), collecting one steal ... Saw action vs. No. 19 Florida (Jan. 14) ... Posted six points and collected two rebounds in contest at Auburn (Jan. 21) ... Tallied six points and one assists in SEC win vs. Alabama (Jan. 25) ... Dished a season high three assists at Ole Miss (Jan. 28) ... Posted a season high 19 points, hitting seven shots, in just 28 minutes played vs. No. 1 Kentucky (Feb. 4) ... Was 4-of-7 from the floor, posting 11 points at Tennessee (Feb. 8) ... Hit just 1-of-5 from 3-point range in win vs. Georgia (Feb. 15), but made basket was crucial late in second half ... Posted four points vs. LSU (Feb. 18) ...

### CAREER VS. VANDY (1 GAME)

MIN	PTS	RBS	AST	BLK	STL	FG%	3FG%	FT%
13.0	0.0	0.0	0.0	0.0	1.0	0.0	0.0	0.0

### CAREER STATISTICS

Season	GP-GS	Min	Avg	FG	FGA	Pct	3FG	3FGA	Pct	FT	FTA	Pct	Off	Def	Tot	Avg	PF	FO	Ast	TO	Blk	Stl	Pts	Avg
2011-12	26-15	500	19.2	57	179	.318	43	132	.326	13	21	.619	8	21	29	1.1	35	0	12	33	2	12	170	6.5

### CAREER SEC STATISTICS

Season	GP-GS	Min	Avg	FG	FGA	Pct	3FG	3FGA	Pct	FT	FTA	Pct	Off	Def	Tot	Avg	PF	FO	Ast	TO	Blk	Stl	Pts	Avg
2012	12-8	231	19.3	26	79	.329	18	56	.321	3	5	.600	3	7	10	0.8	14	0	6	13	1	5	73	6.1



# #1 - BRENTON WILLIAMS

**SOPHOMORE - GUARD**

**5'11 - 172 - JC**

**KISSIMMEE, FLA. - OSCEOLA/  
SANTA FE COLLEGE**

## WILLIAMS' SEASON HIGHS

### POINTS

15, last at Ole Miss (Jan. 28, 2012)

### FIELD GOALS

5, twice, last last at Ole Miss (Jan. 28, 2012)

### FIELD GOAL ATTEMPTS

9, 3 times, last at Arkansas (Feb. 11, 2012)

### 3-POINT FIELD GOALS

3, twice, last last at Ole Miss (Jan. 28, 2012)

### 3-POINT FIELD GOAL ATTEMPTS

7, twice, last at Arkansas (Feb. 11, 2012)

### FREE THROWS

8, vs. USC Upstate (Dec. 31, 2011)

### FREE THROW ATTEMPTS

8, vs. USC Upstate (Dec. 31, 2011)

### REBOUNDS

4, at Florida (Feb. 2, 2012)

### ASSISTS

2, 3 times, last vs. LSU (Feb. 18, 2012)

### BLOCKS

1, at Florida (Feb. 2, 2012)

### STEALS

5, vs. Western Carolina (Nov. 11, 2011)

### MINUTES PLAYED

27, last at Ole Miss (Jan. 28, 2012)

## SEASON NOTES

Impressed on both ends of the court in season debut vs. Western Carolina (Nov. 11), posting 13 points on 5-of-8 shooting, while swiping a game high five steals ... Tallied three points at Elon (Nov. 15) ... Suffered knee injury early in first half vs. Tennessee State (Nov. 20) ... Returned to game action vs. Presbyterian (Dec. 13), after missing previous five games due to a left knee sprain suffered against Tennessee State on Nov. 20 ... Continues to return from left knee injury; posted two points vs. SE Louisiana (Dec. 21) ... Played a season high 20 minutes, posting 11 points, including 8-of-8 from the free throw line, in win over USC Upstate (Dec. 31) ... Posted a season high two assists vs. SC State (Jan. 3) ... Had to join the team in Lexington, Ky., prior to the game at No. 2 Kentucky after attending funeral for his grandmother in Florida ... Saw action vs. Vanderbilt (Jan. 10) ... Tallied nine points, all from 3-point range, vs. No. 19 Florida (Jan. 14) ... Hit two 3s in contest at Auburn (Jan. 21) ... Saw action vs. Alabama (Jan. 25) ... Posted a season high 15 points, in a season high 27 minutes, while also collecting three steals at Ole Miss (Jan. 28) ... Tallied eight points off the bench, adding one assist and one blocked shot at No. 12 Florida (Feb. 2) ... Posted three points vs. No. 1 Kentucky (Feb. 4) ... Posted 11 points, hitting 3-of-6 from the floor, including 2-of-2 from 3-point range at Tennessee (Feb. 8) ... Scored eight points at Arkansas (Feb. 11) ... Scored 10 points, including eight in a one-minute span during the first half, in win vs. Georgia (Feb. 15) ...

## CAREER VS. VANDY (1 GAME)

MIN	PTS	RBS	AST	BLK	STL	FG%	3FG%	FT%
3.0	0.0	0.0	0.0	0.0	0.0	0.0	0.0	0.0

## 2011-12

Opponent	Date	GS	Min	FG-FGA	Pct	3FG-FGA	Pct	FT-FTA	Pct	Off	Def	Tot	Avg	PF	FO	A	TO	Blk	Stl	Pts	Avg
Western Carolina	Nov. 11	17	5-8	.625	1-1	1.000	2-2	1.000	0	2	2	2.0	1	0	1	4	0	5	13	13.0	
at Elon	Nov. 15	13	1-3	.545	1-3	.500	0-0	1.000	0	1	1	1.5	1	0	0	1	0	0	3	8.0	
Tenn State	Nov. 20	2	0-1	.500	0-1	.400	1-2	.750	0	0	0	1.0	0	0	0	0	0	0	0	5.7	
Miss Valley State	Nov. 22	-	-	-	-	-	-	-	-	-	-	-	-	-	-	-	-	-	-	-	
UNC	Nov. 25	-	-	-	-	-	-	-	-	-	-	-	-	-	-	-	-	-	-	-	
So. California	Nov. 26	-	-	-	-	-	-	-	-	-	-	-	-	-	-	-	-	-	-	-	
Providence	Dec. 1	-	-	-	-	-	-	-	-	-	-	-	-	-	-	-	-	-	-	-	
at Clemson	Dec. 4	-	-	-	-	-	-	-	-	-	-	-	-	-	-	-	-	-	-	-	
Presbyterian	Dec. 13	5	0-3	.400	0-2	.286	0-0	.750	0	0	0	0.8	0	0	0	0	0	0	0	4.3	
Ohio State	Dec. 17	-	-	-	-	-	-	-	-	-	-	-	-	-	-	-	-	-	-	-	
SE Louisiana	Dec. 21	12	1-3	.389	0-1	.250	0-0	.750	0	0	0	0.6	0	0	0	0	0	0	2	3.8	
Wofford	Dec. 28	-	-	-	-	-	-	-	-	-	-	-	-	-	-	-	-	-	-	-	
USC Upstate	Dec. 31	20	1-6	.333	1-3	.273	8-8	.917	0	0	0	0.5	1	0	1	2	0	1	11	5.0	
SC State	Jan. 3	11	1-3	.333	0-2	.231	1-2	.857	0	0	0	0.4	0	0	2	0	0	1	3	4.7	
at Kentucky	Jan. 7	-	-	-	-	-	-	-	-	-	-	-	-	-	-	-	-	-	-	-	
Vanderbilt	Jan. 10	3	0-0	.333	0-0	.231	0-0	.857	0	0	0	0.4	0	0	0	0	0	0	0	4.1	
Florida	Jan. 14	14	3-8	.343	3-7	.300	0-0	.857	1	1	2	0.6	1	0	0	1	0	0	9	4.7	
at Auburn	Jan. 21	9	2-4	.359	2-3	.348	0-0	.857	1	0	1	0.6	1	0	3	0	0	2	6	4.8	
Alabama	Jan. 25	16	0-5	.318	0-4	.296	0-0	.857	0	0	0	0.5	0	0	0	2	1	0	0	4.4	
at Ole Miss	Jan. 28	27	5-9	.358	3-6	.333	2-2	.875	0	0	0	0.5	2	0	1	1	0	3	15	5.3	
at Florida	Feb. 2	22	2-9	.339	1-5	.316	3-4	.850	0	4	4	0.8	3	0	1	2	1	0	8	5.5	
Kentucky	Feb. 4	12	1-2	.344	1-1	.333	0-0	.850	0	0	0	0.7	0	0	0	1	0	0	3	5.3	
at Tennessee	Feb. 8	16	3-6	.357	2-2	.366	3-5	.800	1	0	1	0.7	1	0	1	0	0	11	5.7		
at Arkansas	Feb. 11	23	3-9	.354	1-7	.333	1-1	.808	0	1	1	0.8	5	1	0	2	0	0	8	5.8	
Georgia	Feb. 15	17	4-7	.372	2-4	.346	0-0	.808	0	1	1	0.8	1	0	2	0	0	10	6.1		
LSU	Feb. 18	19	3-5	.385	0-2	.333	0-0	.808	0	1	1	0.8	2	0	2	1	0	0	6	6.1	
at Vanderbilt	Feb. 22	-	-	-	-	-	-	-	-	-	-	-	-	-	-	-	-	-	-	-	
Tennessee	Feb. 25	-	-	-	-	-	-	-	-	-	-	-	-	-	-	-	-	-	-	-	
Mississippi State	Feb. 29	-	-	-	-	-	-	-	-	-	-	-	-	-	-	-	-	-	-	-	
at Georgia	March 3	-	-	-	-	-	-	-	-	-	-	-	-	-	-	-	-	-	-	-	

## CAREER STATISTICS

Season	GP-GS	Min	Avg	FG	FGA	Pct	3FG	3FGA	Pct	FT	FTA	Pct	Off	Def	Tot	Avg	PF	FO	Ast	TO	Blk	Stl	Pts	Avg
2011-12	18-0	258	14.3	35	91	.385	18	54	.333	21	26	.808	3	11	14	0.8	20	1	11	17	2	11	109	6.1

## CAREER SEC STATISTICS

Season	GP-GS	Min	Avg	FG	FGA	Pct	3FG	3FGA	Pct	FT	FTA	Pct	Off	Def	Tot	Avg	PF	FO	Ast	TO	Blk	Stl	Pts	Avg
2012	11-0	178	16.2	26	64	.406	15	41	.366	9	12	.750	3	8	11	1.0	17	1	7	10	2	4	76	6.9

# THE LAST TIME IN SOUTH CAROLINA BASKETBALL...

## THE LAST TIME AN INDIVIDUAL PLAYER...

Scored 20 or more points:	South Carolina: Bruce Ellington (20) vs. Vanderbilt, Jan. 10, 2012 in Columbia, S.C. Opponent: BJ Young (Arkansas), 27 points, Feb. 11, 2012 in Fayetteville, Ark.
Scored 30 or more points:	South Carolina: Bruce Ellington, 31, at Furman, Dec. 22, 2010 in Greenville, S.C. Opponent: Deshaun Thomas, 30, Ohio State, Dec. 17, 2011 in Columbia, S.C.
Scored 35 or more points:	South Carolina: Devan Downey, 36 at Florida, Jan. 23, 2010 in Gainesville, Fla. Opponent: Joe Crawford (Kentucky), 35, March 5, 2008 in Columbia
Scored 40 or more points:	South Carolina: N/A thru 1992-93 season Opponent: Austin Carr (Notre Dame), 43, Dec. 30, 1969 in New Orleans, La.
Collected 20 or more rebounds:	South Carolina: Emmett Hall, 23 vs. College of Charleston, Dec. 22, 1993 in Columbia Opponent: Ekpe Udoh (Baylor), 20, Jan. 2, 2010 in Columbia
Collected 15 or more rebounds:	South Carolina: Sam Muldrow, 16 at Tennessee, Feb. 6, 2010 in Knoxville, Tenn. Opponent: Jared Sullinger (Ohio State), 19, Dec. 18, 2010 in Columbus, Ohio
Made 12 or more field goals:	South Carolina: Devan Downey, 12 vs. Georgia, Jan. 30, 2010 in Columbia Opponent: Deshaun Thomas, 13, Ohio State, Dec. 17, 2011 in Columbia, S.C.
Made 10 or more field goals:	South Carolina: Bruce Ellington, 11 vs. Furman, Dec. 22, 2010 in Greenville, S.C. Opponent: Deshaun Thomas, 13, Ohio State, Dec. 17, 2011 in Columbia, S.C.
Attempted 20 or more field goals:	South Carolina: Bruce Ellington (20) at Mississippi State, March 5, 2011 in Starkville, Miss. Opponent: Zach Graham (20), Ole Miss, Feb. 22, 2011 in Columbia
Attempted 25 or more field goals:	South Carolina: Devan Downey, 25, at Kentucky, Feb. 25, 2010 in Lexington, Ky. Opponent: Kemmy Burgess (Alaska-Anchorage), 26, Nov. 24, 2005 in Anchorage, AK
Dished 10 or more assists:	South Carolina: Devan Downey, 11, vs. LSU, March 13, 2008 in Atlanta, Ga. Opponent: 14, Kendall Marshall, North Carolina, Nov. 25, 2011, in Las Vegas, Nevada
Swiped 5 or more steals:	South Carolina: Brenton Williams, 5, vs. Western Carolina, Nov. 11, 2011 in Columbia Opponent: 6, Kendall Marshall, North Carolina, Nov. 25, 2011 in Las Vegas, Nevada
Blocked 5 or more shots:	South Carolina: Damontre Harris, 5, vs. Georgia, Feb. 15, 2012 in Columbia, S.C. Opponent: Anthony Davis (Kentucky), 8, Feb. 4, 2012, in Columbia, S.C.
Made 5 or more 3-point field goals:	South Carolina: Bruce Ellington (5) vs. Wofford, Dec. 28, 2011 in Columbia, S.C. Opponent: Maurice Jones (7) Southern Cal, Nov. 26, 2011 in Las Vegas, Nevada
Attempted 8 or more 3-point field goals:	South Carolina: Damien Leonard (8), vs. Arkansas, Feb. 11, 2012 in Fayetteville, Ark. Opponent: Kenny Boynton (8), Florida, Feb. 2, 2012 in Gainesville, Fla.
Made 10 or more free throws:	South Carolina: Malik Cooke, 10, vs. Miss Valley State, Nov. 22, 2011 in Columbia, S.C. Opponent: Gerard Coleman (10), Providence, Dec. 1, 2011 in Columbia, S.C.
Attempted 15 or more free throws:	South Carolina: Mike Boynton (19) vs. Arkansas, March 11, 2004 in Atlanta, Ga. Opponent: Amu Saaka (Furman), 14, Dec. 22, 2010 in Greenville, S.C.
Played all 40 minutes of regulation:	South Carolina: Devan Downey, 40, vs. Tennessee, March 14, 2008 in Atlanta, Ga. Opponent: Brad Loesing & Kevin Giltner, Wofford, Dec. 28, 2011 in Columbia, S.C.
A player hit a last-second shot to win a game:	South Carolina: Bruce Ellington vs. Alabama (Jan. 25, 2012) in Columbia, S.C. Opponent: Chandler Parsons (Florida), Jan. 23, 2010 in Gainesville, Fla.
A player had a double-double:	South Carolina: Damontre Harris (11 points, 10 rebounds) vs. Vanderbilt, Jan. 10, 2012 in Columbia, S.C. Opponent: Bradley Beal (17 points, 11 rebounds), Florida, Feb. 2, 2012 in Gainesville, Fla.
Two or more players had a double-double:	South Carolina: Dominique Archie (12 points, 10 rebounds) & Mike Holmes (14 points, 13 rebounds) vs. Winthrop, Nov. 16, 2008 in Columbia Opponent: Renardo Sidney (13 points, 12 rebounds), Kodi Augustus (15 points, 10 rebounds), Mississippi State, March 5, 2011 in Starkville, Miss.
A player had a triple-double:	South Carolina: Sam Muldrow (16 points, 14 rebounds, 10 blocks) vs. Vanderbilt, Jan. 8, 2011 in Columbia *** Only second triple-double in South Carolina history (Chuck Eidson (25 points, 10 rebounds, 10 assists, vs. SC State, Nov. 29, 2002 in Columbia) Opponent: Daniel Hackett (Southern California - 22 points, 10 rebounds, 10 assists), Nov. 17, 2007 in Columbia
Scored 30 or more points in back-to-back games:	South Carolina: Devan Downey, 30 vs. Kentucky (Jan. 26, 2010) in Columbia 33 vs. Georgia (Jan. 30, 2010) in Columbia
Scored 25 or more points in back-to-back games:	South Carolina: Devan Downey, 33 vs. Georgia (Jan. 30, 2010) in Columbia 26 at Tennessee (Feb. 6, 2010) in Knoxville, Tenn.

## THE LAST TIME A TEAM...

Scored 100 or more points:	South Carolina: 103 vs. The Citadel (Nov. 12, 2007) in Columbia Opponent: 107, Vanderbilt (Feb. 17, 1996) in Nashville, Tenn.
Scored 50 points or less:	South Carolina: 48 at Georgia, Feb. 26, 2011 in Athens, Ga. Opponent: 45, Wofford, Dec. 28, 2011 in Columbia, S.C.
Scored 50 points in a half:	South Carolina: 51 (2nd half; Nov. 12, 2010) vs. Elon in Columbia Opponent: 52 (1st half), Kentucky, Feb. 4, 2012, in Columbia, S.C.
Failed to score 25 points in a half:	South Carolina: 22 (1st half) vs. LSU, Feb. 18, 2012 in Columbia, S.C. Opponent: 24 (1st half), Auburn, Jan. 21, 2012, in Auburn, Ala.
Collected 50 or more rebounds:	South Carolina: 53 vs. WKU, Nov. 27, 2010 in Bowling Green, Ky. Opponent: 52, WKU, Nov. 27, 2010 in Bowling Green, Ky.
Shot 60% or better from the field:	South Carolina: 60.8% (31-51) at Western Carolina (Nov. 18, 2005) in Cullowhee, N.C. Opponent: 61.1% (33-54), Vanderbilt (Jan. 16, 2010) in Columbia
Shot 50% or better from the field:	South Carolina: 50.0% (28-56) vs. SC State, Jan. 3, 2012 in Columbia, S.C. Opponent: 50.8 (30-59), Arkansas, Feb. 11, 2012 in Fayetteville, Ark.
Shot less than 30% from the field:	South Carolina: 29.9% (20-67) vs. Ole Miss, March 10, 2011 in Atlanta, Ga. Opponent: 25.9% (15-58), USC Upstate (Nov. 23, 2010) in Columbia
Shot 50% or better from 3-point range (at least 10 attempts):	South Carolina: 55.0% (11-20) vs. Wofford, Dec. 28, 2011 Opponent: 50.0% (5-10), LSU, Feb. 18, 2012 in Columbia, S.C.
Shot 20% or less from 3-point range (at least 10 attempts):	South Carolina: 20.0% (5-25), at Arkansas, Feb. 11, 2012 in Fayetteville, Ark. Opponent: 20.0% (3-15), SC State, Jan. 3, 2012 in Columbia, S.C.
Dished 20 or more assists:	South Carolina: 23 vs. Elon (Nov. 12, 2010) in Columbia Opponent: 22, vs. North Carolina, Nov. 25, 2011 in Las Vegas, Nevada
Made 35 or more shots:	South Carolina: 35 vs. Elon (Nov. 19, 2010) in Columbia Opponent: 35, Tennessee (March 5, 2009) in Columbia
Attempted 80 or more shots:	South Carolina: 83 vs. WKU (Nov. 27, 2010) in Bowling Green, Ky. Opponent: 83, LSU (Feb. 10, 1996) in Columbia
Attempted 70 or more shots:	South Carolina: 72, vs. Providence, Dec. 1, 2011 in Columbia Opponent: 79, WKU (Nov. 27, 2010) in Bowling Green, Ky.
Made 10 or more 3-pointers:	South Carolina: 11, vs. SC State, Jan. 3, 2012 in Columbia, S.C. Opponent: 10, Tennessee, Feb. 8, 2012 in Knoxville, Tenn.
Did not make a 3-pointer:	South Carolina: 0, vs. Mississippi State (March 2, 2002) in Columbia Opponent: 0, Alabama (Jan. 12, 2011) in Tuscaloosa, Ala.
Attempted 30 or more 3-pointers:	South Carolina: 31 vs. Alabama, Jan. 25, 2012 in Columbia, S.C. Opponent: 32, Boston College (Jan. 1, 2011) in Columbia, S.C.
Attempted 25 or more 3-pointers:	South Carolina: 25, at Arkansas, Feb. 11, 2012 in Fayetteville, Ark. Opponent: 28, Florida, Feb. 2, 2012 in Gainesville, Fla.
Made 30 or more free throws:	South Carolina: 32 vs. Vanderbilt (Jan. 28, 2009) in Columbia Opponent: 31, Florida (Feb. 3, 2009) in Gainesville, Fla.
Attempted 40 or more free throws:	South Carolina: 44 vs. Georgia Southern (Nov. 16, 2009) in Columbia Opponent: 40, Florida (Feb. 3, 2009) in Gainesville, Fla.
Swiped 15 or more steals:	South Carolina: 15 vs. Vanderbilt (Jan. 16, 2010) in Columbia Opponent: 17, Indiana (Nov. 8, 1998) in Indianapolis, Ind.
Blocked 12 or more shots:	South Carolina: 12, vs. Vanderbilt, Jan. 8, 2011 in Columbia Opponent: 13, Syracuse (Jan. 21, 1999) in Syracuse, N.Y.
Blocked 8 or more shots:	South Carolina: 8, vs. Georgia, Feb. 15, 2012 in Columbia, S.C. Opponent: 10, Kentucky, Feb. 4, 2012, in Columbia, S.C.
Won by 30 or more points:	South Carolina: 35 vs. SC State (91-56), Jan. 4, 2011 in Columbia Opponent: 34, 86-52, Kentucky, Feb. 4, 2012, in Columbia, S.C.
Won by 20 or more points:	South Carolina: 28 vs. SC State, Jan. 3, 2012 in Columbia, S.C. Opponent: 34, 86-52, Kentucky, Feb. 4, 2012, in Columbia, S.C.
Played a single overtime game:	Win: 81-74 vs. Arkansas (81-74), Jan. 19, 2011 in Columbia Loss: 82-80 vs. College of Charleston (Nov. 28, 2008) in Charleston, S.C.
Played a double overtime game:	Win: 87-85 vs. WKU (Nov. 27, 2010) in Bowling Green, Ky. Loss: 98-88 vs. Louisville (Feb. 20, 1988) in Columbia

**South Carolina played a No. 1 Team in the country:**

Win: 68-62 vs. Kentucky (Jan. 26, 2010) in Columbia  
Loss: 86-52 loss vs. No. 1/1 Kentucky, Feb. 4, 2012, in Columbia, S.C.

---

**South Carolina played a top-5 opponent:**

Win: 68-62 vs. No. 1/1 Kentucky (Jan. 26, 2010) in Columbia  
Loss: 86-52 loss vs. No. 1/1 Kentucky, Feb. 4, 2012, in Columbia, S.C.

---

**South Carolina played a top-10 opponent:**

Win: 68-62 vs. No. 1/1 Kentucky (Jan. 26, 2010) in Columbia  
Loss: 86-52 loss vs. No. 1/1 Kentucky, Feb. 4, 2012, in Columbia, S.C.

---

**South Carolina played a top-25 opponent:**

Win: 83-75 (OT) win over No. 22/24 Vanderbilt, Jan. 8, 2011 in Columbia  
Loss: 86-52 loss vs. No. 1/1 Kentucky, Feb. 4, 2012, in Columbia, S.C.

---

**South Carolina defeated a ranked opponent:**

Home: 83-75 vs. No. 22/24 Vanderbilt (Jan. 8, 2011) in Columbia  
Away: 77-73 at No. 13/19 Vanderbilt (March 6, 2010) in Nashville, Tenn.

SEC Home: 83-75 vs. No. 22/24 Vanderbilt (Jan. 8, 2011) in Columbia  
SEC Away: 77-73 at No. 13/19 Vanderbilt (March 6, 2010) in Nashville, Tenn.  
Non-conference away: 85-84 at No. 19/20 Baylor (Jan. 2, 2009) in Waco, Texas

**A South Carolina win opened up the season:**

Home: 75-50 win over Western Carolina (Nov. 11, 2011) in Columbia  
Away: 81-63 win at Western Carolina (Nov. 12, 2005) in Cullowhee, N.C.  
Neutral: 74-61 win vs. Chaminade (Nov. 19, 2001) in Maui, Hawaii (Maui Invite)

**South Carolina opened up SEC play:**

Home: 83-75 win vs. No. 22/24 Vanderbilt (Jan. 8, 2011) in Columbia  
Away: 79-64 loss vs. No. 2/2 Kentucky (Jan. 7, 2012) in Lexington, Ky.



2011-12 South Carolina Basketball  
 South Carolina Combined Team Statistics (as of Feb 18, 2012)  
 All games

RECORD:	OVERALL	HOME	AWAY	NEUTRAL
ALL GAMES	10-16	9-7	1-7	0-2
CONFERENCE	2-10	2-4	0-6	0-0
NON-CONFERENCE	8-6	7-3	1-1	0-2

##	Player	gp-gs	min	avg	Total		3-Point		F-Throw		Rebounds				pf	dq	a	to	blk	stl	pts	avg		
					fg-fga	fg%	3fg-fga	3fg%	ft-fa	ft%	off	def	tot	avg										
15	COOKE, Malik	26-26	812	31.2	106-256	.414	21-68	.309	88-111	.793	53	70	123	4.7	61	1	46	60	23	45	321	12.3		
23	ELLINGTON, Bruce	19-10	528	27.8	74-208	.356	29-90	.322	16-23	.696	14	31	45	2.4	40	0	52	38	1	11	193	10.2		
13	GILL, Anthony	26-22	656	25.2	73-158	.462	11-26	.423	50-76	.658	48	77	125	4.8	62	2	32	46	8	13	207	8.0		
24	HARRIS, Damontre	26-26	673	25.9	71-132	.538	0-0	.000	40-49	.816	58	83	141	5.4	70	1	13	31	62	25	182	7.0		
32	LEONARD, Damien	26-15	500	19.2	57-179	.318	43-132	.326	13-21	.619	8	21	29	1.1	35	0	12	33	2	12	170	6.5		
01	WILLIAMS, Brenton	18-0	258	14.3	35-91	.385	18-54	.333	21-26	.808	3	11	14	0.8	20	1	11	17	2	11	109	6.1		
33	SLAWSON, RJ	26-4	475	18.3	49-106	.462	11-37	.297	21-34	.618	42	60	102	3.9	68	1	15	25	17	20	130	5.0		
05	SMITH, Eric	23-13	371	16.1	40-94	.426	20-48	.417	9-16	.563	3	20	23	1.0	25	1	32	33	0	10	109	4.7		
30	JACKSON, Lakeem	26-12	482	18.5	43-86	.500	0-2	.000	11-30	.367	30	45	75	2.9	32	1	41	31	3	21	97	3.7		
02	RICHARDSON, Brian	21-2	279	13.3	27-90	.300	13-56	.232	4-5	.800	8	16	24	1.1	26	0	10	14	1	6	71	3.4		
12	PHILLIPS, Shane	1-0	2	2.0	0-3	.000	0-2	.000	1-2	.500	0	0	0	0.0	0	0	0	1	0	0	1	1.0		
45	GEATHERS, Carlton	23-0	164	7.1	8-19	.421	0-0	.000	6-8	.750	12	24	36	1.6	18	0	1	4	13	4	22	1.0		
Team											45	33	78											
Total.....		26	5200		583-1422	.410	166-515	.322	280-401	.698	324	491	815	31.3	457	8	265	337	132	178	1612	62.0		
Opponents.....		26	5200		587-1312	.447	174-446	.390	336-493	.682	301	553	854	32.8	409	-	357	370	105	154	1684	64.8		

TEAM STATISTICS	SC	OPP	Date	Opponent	Score	Att.
SCORING	1612	1684	11/11/11	WESTERN CAROLINA	w 75-50	9330
Points per game	62.0	64.8	11/15/11	at Elon	L 53-58	1589
Scoring margin	-2.8	-	! 11/20/11	TENNESSEE STATE	L 63-64	9045
FIELD GOALS-ATT	583-1422	587-1312	! 11/22/11	MISS. VALLEY STATE	w 61-57	6723
Field goal pct	.410	.447	& 11/25/11	vs NC	L 62-87	5567
3 POINT FG-ATT	166-515	174-446	& 11/26/11	vs Southern Cal	L 60-63	1798
3-point FG pct	.322	.390	^ 12/1/11	PROVIDENCE COLLEGE	L 67-76	7476
3-pt FG made per game	6.4	6.7	12/4/11	at Clemson	w 58-55	7238
FREE THROWS-ATT	280-401	336-493	12/13/11	PRESBYTERIAN	w 66-58	7003
Free throw pct	.698	.682	12/17/11	OHIO STATE	L 66-74	13654
F-Throws made per game	10.8	12.9	12/21/11	SE LOUISIANA	w 62-43	7972
REBOUNDS	815	854	12/28/11	WOFFORD	w 57-45	8152
Rebounds per game	31.3	32.8	12/31/11	USC UPSTATE	w 72-66	6876
Rebounding margin	-1.5	-	1/3/12	SC STATE	w 79-51	6557
ASSISTS	265	357	* 01/07/12	at Kentucky	L 64-79	24219
Assists per game	10.2	13.7	* 1/10/12	VANDERBILT	L 57-67	8353
TURNOVERS	337	370	* 1/14/12	FLORIDA	L 65-79	11308
Turnovers per game	13.0	14.2	* 01/21/12	at Auburn	L 52-63	8329
Turnover margin	+1.3	-	* 1/25/12	ALABAMA	w 56-54	7807
Assist/turnover ratio	0.8	1.0	* 01/28/12	at Ole Miss	L 62-66	7396
STEALS	178	154	* 2/2/12	at Florida	L 66-74	10003
Steals per game	6.8	5.9	* 2/4/12	KENTUCKY	L 52-86	16527
BLOCKS	132	105	* 02/08/12	at Tennessee	L 57-69	14784
Blocks per game	5.1	4.0	* 02-11-12	at Arkansas	L 65-76	16100
ATTENDANCE	144444	97023	* 2/15/12	GEORGIA	w 57-56	7569
Home games-Avg/Game	16-9028	8-11207	* 2/18/12	LSU	L 58-68	10092
Neutral site-Avg/Game	-	2-3682				

Score by Periods	1st	2nd	Totals
South Carolina	722	890	1612
Opponents	800	884	1684

! = Continental Tire Las Vegas Invitational (Columbia, S.C.)  
 & = Continental Tire Las Vegas Invitational (Las Vegas, Nev.)  
 ^ = Big East/SEC Challenge (Columbia, S.C.)  
 \* = Conference game

2011-12 South Carolina Basketball  
 South Carolina Combined Team Statistics (as of Feb 18, 2012)  
 Conference games

RECORD:	OVERALL	HOME	AWAY	NEUTRAL
ALL GAMES	2-10	2-4	0-6	0-0
CONFERENCE	2-10	2-4	0-6	0-0
NON-CONFERENCE	0-0	0-0	0-0	0-0

##	Player	gp-gs	min	avg	Total		3-Point		F-Throw		Rebounds				pf	dq	a	to	blk	stl	pts	avg
					fg-fga	fg%	3fg-fga	3fg%	ft-fta	ft%	off	def	tot	avg								
15	COOKE, Malik	12-12	386	32.2	48-127	.378	10-36	.278	32-41	.780	24	32	56	4.7	31	0	18	34	9	17	138	11.5
23	ELLINGTON, Bruce	12-10	371	30.9	51-148	.345	17-62	.274	8-13	.615	11	23	34	2.8	25	0	42	27	0	9	127	10.6
24	HARRIS, Damontre	12-12	340	28.3	39-63	.619	0-0	.000	24-28	.857	33	38	71	5.9	37	1	5	19	32	14	102	8.5
13	GILL, Anthony	12-8	322	26.8	31-78	.397	5-17	.294	22-36	.611	23	31	54	4.5	29	1	11	19	3	7	89	7.4
01	WILLIAMS, Brenton	11-0	178	16.2	26-64	.406	15-41	.366	9-12	.750	3	8	11	1.0	17	1	7	10	2	4	76	6.9
32	LEONARD, Damien	12-8	231	19.3	26-79	.329	18-56	.321	3-5	.600	3	7	10	0.8	14	0	6	13	1	5	73	6.1
33	SLAWSON, RJ	12-4	201	16.8	17-38	.447	3-15	.200	7-11	.636	18	20	38	3.2	29	0	4	12	4	9	44	3.7
02	RICHARDSON, Brian	7-2	69	9.9	7-21	.333	4-13	.308	2-2	1.000	2	2	4	0.6	8	0	1	3	0	1	20	2.9
30	JACKSON, Lakeem	12-2	167	13.9	10-30	.333	0-0	.000	3-8	.375	10	14	24	2.0	11	0	11	7	0	8	23	1.9
05	SMITH, Eric	9-2	79	8.8	4-19	.211	2-8	.250	4-4	1.000	0	6	6	0.7	3	0	7	6	0	2	14	1.6
45	GEATHERS, Carlton	9-0	56	6.2	1-4	.250	0-0	.000	3-4	.750	3	4	7	0.8	3	0	0	1	3	4	5	0.6
Team											20	14	34				2					
Total.....		12	2400		260-671	.387	74-248	.298	117-164	.713	150	199	349	29.1	207	3	112	153	54	80	711	59.2
Opponents.....		12	2400		291-608	.479	85-208	.409	170-233	.730	139	269	408	34.0	175	-	182	167	59	72	837	69.8

TEAM STATISTICS	SC	OPP	Date	Opponent	Score	Att.
SCORING	711	837	* 01/07/12	at Kentucky	L 64-79	24219
Points per game	59.2	69.8	* 1/10/12	VANDERBILT	L 57-67	8353
Scoring margin	-10.5	-	* 1/14/12	FLORIDA	L 65-79	11308
FIELD GOALS-ATT	260-671	291-608	* 01/21/12	at Auburn	L 52-63	8329
Field goal pct	.387	.479	* 1/25/12	ALABAMA	w 56-54	7807
3 POINT FG-ATT	74-248	85-208	* 01/28/12	at Ole Miss	L 62-66	7396
3-point FG pct	.298	.409	* 2/2/12	at Florida	L 66-74	10003
3-pt FG made per game	6.2	7.1	* 2/4/12	KENTUCKY	L 52-86	16527
FREE THROWS-ATT	117-164	170-233	* 02/08/12	at Tennessee	L 57-69	14784
Free throw pct	.713	.730	* 02-11-12	at Arkansas	L 65-76	16100
F-Throws made per game	9.8	14.2	* 2/15/12	GEORGIA	w 57-56	7569
REBOUNDS	349	408	* 2/18/12	LSU	L 58-68	10092
Rebounds per game	29.1	34.0				
Rebounding margin	-4.9	-				
ASSISTS	112	182				
Assists per game	9.3	15.2				
TURNOVERS	153	167				
Turnovers per game	12.8	13.9				
Turnover margin	+1.2	-				
Assist/turnover ratio	0.7	1.1				
STEALS	80	72				
Steals per game	6.7	6.0				
BLOCKS	54	59				
Blocks per game	4.5	4.9				
ATTENDANCE	61656	80831				
Home games-Avg/Game	6-10276	6-13472				
Neutral site-Avg/Game	-	0-0				

! = Continental Tire Las Vegas Invitational (Columbia, S.C.)  
 & = Continental Tire Las Vegas Invitational (Las Vegas, Nev.)  
 ^ = Big East/SEC Challenge (Columbia, S.C.)  
 \* = Conference game

Score by Periods	1st	2nd	Totals
South Carolina	311	400	711
Opponents	393	444	837

2011-12 South Carolina Basketball  
 South Carolina Team Game-by-Game Comparison (as of Feb 20, 2012)  
 All games

Opponent	1st	2nd	Score	Mar	Total FG	FG Pct	3-Pointers	3FG Pct	Free Throws	FT Pct	Rebounds	Assist	T/Over	Block	Steal	Fouls
WESTERN CAROLINA	35/25	40/25	75-50	+25	30-59/17-47	.508/.362	5-12/6-18	.417/.333	10-17/10-16	.588/.625	37/29 +8	14/10	12/19	5/4	11/8	14/17
Elon	23/34	30/24	53-58	(5)	20-64/16-40	.313/.400	3-27/6-16	.111/.375	10-17/20-28	.588/.714	40/38 +2	6/9	7/14	2/3	9/1	24/18
TENNESSEE STATE	19/33	44/31	63-64	(1)	22-55/21-47	.400/.447	7-26/10-22	.269/.455	12-20/12-21	.600/.571	33/28 +5	13/15	16/13	7/1	5/9	21/23
MISS. VALLEY STATE	30/26	31/31	61-57	+4	19-48/20-49	.396/.408	6-18/7-17	.333/.412	17-25/10-16	.680/.625	36/30 +6	9/12	13/14	7/5	7/8	17/24
NC	32/45	30/42	62-87	(25)	23-55/31-67	.418/.463	9-23/8-16	.391/.500	7-12/17-30	.583/.567	43/35 +8	12/22	25/10	7/3	5/11	25/15
Southern Cal	26/30	34/33	60-63	(3)	22-42/24-48	.524/.500	8-17/7-11	.471/.636	8-8/8-12	1000/.667	18/28 (10)	10/7	13/10	4/1	4/6	16/13
PROVIDENCE COLLEGE	27/34	40/42	67-76	(9)	26-72/24-50	.361/.480	6-30/6-11	.200/.545	9-10/22-27	.900/.815	40/34 +6	9/16	13/15	7/10	9/4	19/10
Clemson	28/35	30/20	58-55	+3	21-50/19-50	.420/.380	5-15/5-18	.333/.278	11-17/12-16	.647/.750	33/33 -	8/13	8/11	5/1	6/3	16/15
PRESBYTERIAN	19/25	47/33	66-58	+8	26-56/21-45	.464/.467	5-11/7-18	.455/.389	9-11/9-13	.818/.692	33/24 +9	14/13	13/18	7/2	7/3	15/13
OHIO STATE	33/29	33/45	66-74	(8)	23-49/27-53	.469/.509	6-16/5-15	.375/.333	14-18/15-20	.778/.750	20/33 (13)	9/16	14/13	4/3	3/7	18/19
SE LOUISIANA	25/16	37/27	62-43	+19	20-55/15-43	.364/.349	6-18/6-22	.333/.273	16-24/7-13	.667/.538	34/35 (1)	9/9	10/26	4/5	11/3	18/17
WOFFORD	29/21	28/24	57-45	+12	20-45/18-50	.444/.360	11-20/5-19	.550/.263	6-10/4-10	.600/.400	26/34 (8)	14/10	13/15	7/1	6/4	9/13
USC UPSTATE	40/31	32/35	72-66	+6	23-45/25-63	.511/.397	4-11/8-20	.364/.400	22-32/8-15	.688/.533	37/31 +6	9/12	14/8	6/2	4/10	18/24
SC STATE	45/23	34/28	79-51	+28	28-56/18-52	.500/.346	11-23/3-15	.478/.200	12-16/12-23	.750/.522	36/34 +2	17/11	13/17	6/5	11/5	20/13
Kentucky	18/34	46/45	64-79	(15)	25-64/29-49	.391/.592	6-22/5-11	.273/.455	8-10/16-22	.800/.727	32/30 +2	10/13	12/15	3/8	8/4	18/11
VANDERBILT	12/22	45/45	57-67	(10)	22-53/23-40	.415/.575	4-13/13-22	.308/.591	9-11/8-8	.818/1000	21/27 (6)	4/19	9/18	2/2	9/4	11/15
FLORIDA	41/40	24/39	65-79	(14)	23-55/25-47	.418/.532	9-24/12-24	.375/.500	10-14/17-21	.714/.810	30/25 +5	7/19	12/10	1/3	4/4	22/17
Auburn	28/24	24/39	52-63	(11)	20-49/22-50	.408/.440	6-18/7-18	.333/.389	6-8/12-18	.750/.667	29/28 +1	8/14	23/14	7/6	10/7	15/13
ALABAMA	27/29	29/25	56-54	+2	22-68/21-49	.324/.429	5-31/4-18	.161/.222	7-9/8-12	.778/.667	37/39 (2)	8/11	9/15	4/6	6/4	10/14
Ole Miss	28/31	34/35	62-66	(4)	24-60/24-49	.400/.490	8-21/5-13	.381/.385	6-7/13-24	.857/.542	28/38 (10)	15/15	13/18	2/6	12/11	17/12
Florida	28/37	38/37	66-74	(8)	25-56/22-59	.446/.373	6-21/7-28	.286/.250	10-14/23-32	.714/.719	30/42 (12)	8/12	15/13	7/3	4/6	28/11
KENTUCKY	25/52	27/34	52-86	(34)	18-59/32-62	.305/.516	9-20/6-14	.450/.429	7-15/16-21	.467/.762	30/41 (11)	10/17	8/3	9/11	0/6	16/13
Tennessee	27/35	30/34	57-69	(12)	19-56/19-38	.339/.500	7-16/10-20	.438/.500	12-19/21-26	.632/.808	30/34 (4)	12/14	7/14	2/4	4/4	21/18
Arkansas	27/38	38/38	65-76	(11)	23-55/30-59	.418/.508	5-25/5-13	.200/.385	14-21/11-14	.667/.786	30/32 (2)	7/16	21/17	5/5	9/13	18/18
GEORGIA	28/26	29/30	57-56	+1	19-49/20-57	.388/.351	5-20/6-17	.250/.353	14-15/10-14	.933/.714	29/37 (8)	10/14	14/13	8/2	8/5	14/16
LSU	22/25	36/43	58-68	(10)	20-47/24-49	.426/.490	4-17/5-10	.235/.500	14-21/15-21	.667/.714	23/35 (12)	13/18	10/17	4/3	6/4	17/17

Note: Game totals are displayed in the format TEAM/OPPONENT for each category

2011-12 South Carolina Basketball  
 South Carolina Category Leaders (as of Feb 20, 2012)  
 All games

Points	G	Pts	Pts/G	Scoring Average	G	Pts	Avg/G
COOKE, Malik	26	321	12.3	COOKE, Malik	26	321	12.3
GILL, Anthony	26	207	8.0	ELLINGTON, Bruce	19	193	10.2
ELLINGTON, Bruce	19	193	10.2	GILL, Anthony	26	207	8.0
HARRIS, Damontre	26	182	7.0	HARRIS, Damontre	26	182	7.0
LEONARD, Damien	26	170	6.5	LEONARD, Damien	26	170	6.5
SLAWSON, RJ	26	130	5.0	WILLIAMS, Brenton	18	109	6.1
SMITH, Eric	23	109	4.7	SLAWSON, RJ	26	130	5.0
WILLIAMS, Brenton	18	109	6.1	SMITH, Eric	23	109	4.7
JACKSON, Lakeem	26	97	3.7	JACKSON, Lakeem	26	97	3.7
RICHARDSON, Brian	21	71	3.4	RICHARDSON, Brian	21	71	3.4
GEATHERS, Carlton	23	22	1.0	PHILLIPS, Shane	1	1	1.0
PHILLIPS, Shane	1	1	1.0	GEATHERS, Carlton	23	22	1.0

FG Percentage	FG	Att	Pct	Field Goal Attempts	G	Att	Att/G
HARRIS, Damontre	71	132	.538	COOKE, Malik	26	256	9.8
JACKSON, Lakeem	43	86	.500	ELLINGTON, Bruce	19	208	10.9
SLAWSON, RJ	49	106	.462	LEONARD, Damien	26	179	6.9
GILL, Anthony	73	158	.462	GILL, Anthony	26	158	6.1
SMITH, Eric	40	94	.426	HARRIS, Damontre	26	132	5.1
GEATHERS, Carlton	8	19	.421	Field Goals Made	G	Made	Made/G
COOKE, Malik	106	256	.414	COOKE, Malik	26	106	4.1
WILLIAMS, Brenton	35	91	.385	ELLINGTON, Bruce	19	74	3.9
ELLINGTON, Bruce	74	208	.356	GILL, Anthony	26	73	2.8
LEONARD, Damien	57	179	.318	HARRIS, Damontre	26	71	2.7
RICHARDSON, Brian	27	90	.300	LEONARD, Damien	26	57	2.2
PHILLIPS, Shane	0	3	.000	3-Point FG Attempts	G	Att	Att/G

3-Point Percentage	3FG	Att	Pct	3-Point FG Attempts	G	Att	Att/G
GILL, Anthony	11	26	.423	LEONARD, Damien	26	132	5.1
SMITH, Eric	20	48	.417	ELLINGTON, Bruce	19	90	4.7
WILLIAMS, Brenton	18	54	.333	COOKE, Malik	26	68	2.6
LEONARD, Damien	43	132	.326	RICHARDSON, Brian	21	56	2.7
ELLINGTON, Bruce	29	90	.322	WILLIAMS, Brenton	18	54	3.0
COOKE, Malik	21	68	.309	3-Point FG Made	G	Made	Made/G
SLAWSON, RJ	11	37	.297	LEONARD, Damien	26	43	1.7
RICHARDSON, Brian	13	56	.232	ELLINGTON, Bruce	19	29	1.5
PHILLIPS, Shane	0	2	.000	COOKE, Malik	26	21	0.8
JACKSON, Lakeem	0	2	.000	SMITH, Eric	23	20	0.9
				WILLIAMS, Brenton	18	18	1.0

Free Throw Percent	FG	Att	Pct	Free Throw Attempts	G	Att	Att/G
HARRIS, Damontre	40	49	.816	COOKE, Malik	26	111	4.3
WILLIAMS, Brenton	21	26	.808	GILL, Anthony	26	76	2.9
RICHARDSON, Brian	4	5	.800	HARRIS, Damontre	26	49	1.9
COOKE, Malik	88	111	.793	SLAWSON, RJ	26	34	1.3
GEATHERS, Carlton	6	8	.750	JACKSON, Lakeem	26	30	1.2
ELLINGTON, Bruce	16	23	.696	Free Throws Made	G	Made	Made/G
GILL, Anthony	50	76	.658	COOKE, Malik	26	88	3.4
LEONARD, Damien	13	21	.619	GILL, Anthony	26	50	1.9
SLAWSON, RJ	21	34	.618	HARRIS, Damontre	26	40	1.5
SMITH, Eric	9	16	.563	SLAWSON, RJ	26	21	0.8
PHILLIPS, Shane	1	2	.500	WILLIAMS, Brenton	18	21	1.2
JACKSON, Lakeem	11	30	.367				

2011-12 South Carolina Basketball  
 South Carolina Category Leaders (as of Feb 20, 2012)  
 All games

<u>Rebounds</u>	<u>G</u>	<u>Reb</u>	<u>Reb/G</u>
HARRIS, Damontre	26	141	5.4
GILL, Anthony	26	125	4.8
COOKE, Malik	26	123	4.7
SLAWSON, RJ	26	102	3.9
JACKSON, Lakeem	26	75	2.9

<u>Assists</u>	<u>G</u>	<u>No.</u>	<u>Ast/G</u>
ELLINGTON, Bruce	19	52	2.7
COOKE, Malik	26	46	1.8
JACKSON, Lakeem	26	41	1.6
GILL, Anthony	26	32	1.2
SMITH, Eric	23	32	1.4

<u>Rebound Average</u>	<u>G</u>	<u>Reb</u>	<u>Avg/G</u>
HARRIS, Damontre	26	141	5.4
GILL, Anthony	26	125	4.8
COOKE, Malik	26	123	4.7
SLAWSON, RJ	26	102	3.9
JACKSON, Lakeem	26	75	2.9

<u>Steals</u>	<u>G</u>	<u>No.</u>	<u>Stl/G</u>
COOKE, Malik	26	45	1.7
HARRIS, Damontre	26	25	1.0
JACKSON, Lakeem	26	21	0.8
SLAWSON, RJ	26	20	0.8
GILL, Anthony	26	13	0.5

<u>Offensive Rebounds</u>	<u>G</u>	<u>No.</u>	<u>Avg/G</u>
HARRIS, Damontre	26	58	2.2
COOKE, Malik	26	53	2.0
GILL, Anthony	26	48	1.8
SLAWSON, RJ	26	42	1.6
JACKSON, Lakeem	26	30	1.2

<u>Blocked Shots</u>	<u>G</u>	<u>No.</u>	<u>Blk/G</u>
HARRIS, Damontre	26	62	2.4
COOKE, Malik	26	23	0.9
SLAWSON, RJ	26	17	0.7
GEATHERS, Carlton	23	13	0.6
GILL, Anthony	26	8	0.3

<u>Defensive Rebounds</u>	<u>G</u>	<u>No.</u>	<u>Avg/G</u>
HARRIS, Damontre	26	83	3.2
GILL, Anthony	26	77	3.0
COOKE, Malik	26	70	2.7
SLAWSON, RJ	26	60	2.3
JACKSON, Lakeem	26	45	1.7

<u>Minutes</u>	<u>G</u>	<u>No.</u>	<u>Min/G</u>
COOKE, Malik	26	812	31.2
HARRIS, Damontre	26	673	25.9
GILL, Anthony	26	656	25.2
ELLINGTON, Bruce	19	528	27.8
LEONARD, Damien	26	500	19.2

<u>Fouls</u>	<u>G</u>	<u>No.</u>	<u>Per/G</u>
HARRIS, Damontre	26	70	2.7
SLAWSON, RJ	26	68	2.6
GILL, Anthony	26	62	2.4
COOKE, Malik	26	61	2.3
ELLINGTON, Bruce	19	40	2.1

<u>Turnovers</u>	<u>G</u>	<u>No.</u>	<u>TO/G</u>
COOKE, Malik	26	60	2.3
GILL, Anthony	26	46	1.8
ELLINGTON, Bruce	19	38	2.0
LEONARD, Damien	26	33	1.3
SMITH, Eric	23	33	1.4

<u>Foulsouts</u>	<u>G</u>	<u>No.</u>
GILL, Anthony	26	2
SLAWSON, RJ	26	1
COOKE, Malik	26	1
WILLIAMS, Brenton	18	1
SMITH, Eric	23	1
JACKSON, Lakeem	26	1
HARRIS, Damontre	26	1

2011-12 South Carolina Basketball  
 South Carolina Team High/Low Analysis (as of Feb 20, 2012)  
 All games

South Carolina - TEAM GAME HIGHS

POINTS	79	SC STATE (1/3/12)
	75	WESTERN CAROLINA (11/11/11)
	72	USC UPSTATE (12/31/11)
	67	PROVIDENCE COLLEGE (12/1/11)
	66	at Florida (2/2/12)
	66	OHIO STATE (12/17/11)
	66	PRESBYTERIAN (12/13/11)
FIELD GOALS MADE	30	WESTERN CAROLINA (11/11/11)
	28	SC STATE (1/3/12)
FIELD GOAL ATTEMPTS	72	PROVIDENCE COLLEGE (12/1/11)
	68	ALABAMA (1/25/12)
FIELD GOAL PERCENTAGE	.524 (22-42)	vs Southern Cal (11/26/11)
	.511 (23-45)	USC UPSTATE (12/31/11)
3 PT FIELD GOALS MADE	11	SC STATE (1/3/12)
	11	WOFFORD (12/28/11)
3 PT FG ATTEMPTS	31	ALABAMA (1/25/12)
	30	PROVIDENCE COLLEGE (12/1/11)
3 PT FG PERCENTAGE	.550 (11-20)	WOFFORD (12/28/11)
	.478 (11-23)	SC STATE (1/3/12)
FREE THROWS MADE	22	USC UPSTATE (12/31/11)
	17	MISS. VALLEY STATE (11/22/11)
FREE THROW ATTEMPTS	32	USC UPSTATE (12/31/11)
	25	MISS. VALLEY STATE (11/22/11)
FREE THROW PERCENTAGE	1.000 (8-8)	vs Southern Cal (11/26/11)
	.933 (14-15)	GEORGIA (2/15/12)
REBOUNDS	43	vs NC (11/25/11)
	40	PROVIDENCE COLLEGE (12/1/11)
	40	at Elon (11/15/11)
ASSISTS	17	SC STATE (1/3/12)
	15	at Ole Miss (01/28/12)
STEALS	12	at Ole Miss (01/28/12)
	11	SC STATE (1/3/12)
	11	SE LOUISIANA (12/21/11)
	11	WESTERN CAROLINA (11/11/11)
BLOCKED SHOTS	9	KENTUCKY (2/4/12)
	8	GEORGIA (2/15/12)
TURNOVERS	25	vs NC (11/25/11)
	23	at Auburn (01/21/12)
FOULS	28	at Florida (2/2/12)
	25	vs NC (11/25/11)

2011-12 South Carolina Basketball  
 South Carolina High/Low Analysis (as of Feb 20, 2012)  
 All games

Opponent - GAME HIGHS

POINTS	87		vs NC (11/25/11)
	86		KENTUCKY (2/4/12)
	79		FLORIDA (1/14/12)
	79		at Kentucky (01/07/12)
	76		at Arkansas (02-11-12)
	76		PROVIDENCE COLLEGE (12/1/11)
FIELD GOALS MADE	32		KENTUCKY (2/4/12)
	31		vs NC (11/25/11)
FIELD GOAL ATTEMPTS	67		vs NC (11/25/11)
	63		USC UPSTATE (12/31/11)
FIELD GOAL PERCENTAGE	.592	(29-49)	at Kentucky (01/07/12)
	.575	(23-40)	VANDERBILT (1/10/12)
3 PT FIELD GOALS MADE	13		VANDERBILT (1/10/12)
	12		FLORIDA (1/14/12)
3 PT FG ATTEMPTS	28		at Florida (2/2/12)
	24		FLORIDA (1/14/12)
3 PT FG PERCENTAGE	.636	(7-11)	vs Southern Cal (11/26/11)
	.591	(13-22)	VANDERBILT (1/10/12)
FREE THROWS MADE	23		at Florida (2/2/12)
	22		PROVIDENCE COLLEGE (12/1/11)
FREE THROW ATTEMPTS	32		at Florida (2/2/12)
	30		vs NC (11/25/11)
FREE THROW PERCENTAGE	1.000	(8-8)	VANDERBILT (1/10/12)
	.815	(22-27)	PROVIDENCE COLLEGE (12/1/11)
REBOUNDS	42		at Florida (2/2/12)
	41		KENTUCKY (2/4/12)
ASSISTS	22		vs NC (11/25/11)
	19		FLORIDA (1/14/12)
	19		VANDERBILT (1/10/12)
STEALS	13		at Arkansas (02-11-12)
	11		at Ole Miss (01/28/12)
	11		vs NC (11/25/11)
BLOCKED SHOTS	11		KENTUCKY (2/4/12)
	10		PROVIDENCE COLLEGE (12/1/11)
TURNOVERS	26		SE LOUISIANA (12/21/11)
	19		WESTERN CAROLINA (11/11/11)
FOULS	24		USC UPSTATE (12/31/11)
	24		MISS. VALLEY STATE (11/22/11)

2011-12 South Carolina Basketball  
 South Carolina High/Low Analysis (as of Feb 20, 2012)  
 All games

South Carolina - GAME LOWS

POINTS	52		at Auburn (01/21/12)
	52		KENTUCKY (2/4/12)
	53		at Elon (11/15/11)
	56		ALABAMA (1/25/12)
	57		WOFFORD (12/28/11)
	57		VANDERBILT (1/10/12)
	57		at Tennessee (02/08/12)
	57		GEORGIA (2/15/12)
FIELD GOALS MADE	18		KENTUCKY (2/4/12)
	19		MISS. VALLEY STATE (11/22/11)
	19		at Tennessee (02/08/12)
	19		GEORGIA (2/15/12)
FIELD GOAL ATTEMPTS	42		vs Southern Cal (11/26/11)
	45		WOFFORD (12/28/11)
	45		USC UPSTATE (12/31/11)
FIELD GOAL PERCENTAGE	.305	(18-59)	KENTUCKY (2/4/12)
	.313	(20-64)	at Elon (11/15/11)
3 PT FIELD GOALS MADE	3		at Elon (11/15/11)
	4		USC UPSTATE (12/31/11)
	4		VANDERBILT (1/10/12)
	4		LSU (2/18/12)
3 PT FG ATTEMPTS	11		PRESBYTERIAN (12/13/11)
	11		USC UPSTATE (12/31/11)
3 PT FG PERCENTAGE	.111	(3-27)	at Elon (11/15/11)
	.161	(5-31)	ALABAMA (1/25/12)
FREE THROWS MADE	6		WOFFORD (12/28/11)
	6		at Auburn (01/21/12)
	6		at Ole Miss (01/28/12)
FREE THROW ATTEMPTS	7		at Ole Miss (01/28/12)
	8		vs Southern Cal (11/26/11)
	8		at Auburn (01/21/12)
FREE THROW PERCENTAGE	.467	(7-15)	KENTUCKY (2/4/12)
	.583	(7-12)	vs NC (11/25/11)
REBOUNDS	18		vs Southern Cal (11/26/11)
	20		OHIO STATE (12/17/11)
ASSISTS	4		VANDERBILT (1/10/12)
	6		at Elon (11/15/11)
STEALS	0		KENTUCKY (2/4/12)
	3		OHIO STATE (12/17/11)
BLOCKED SHOTS	1		FLORIDA (1/14/12)
	2		at Elon (11/15/11)
	2		VANDERBILT (1/10/12)
	2		at Ole Miss (01/28/12)
	2		at Tennessee (02/08/12)
TURNOVERS	7		at Elon (11/15/11)
	7		at Tennessee (02/08/12)
FOULS	9		WOFFORD (12/28/11)
	10		ALABAMA (1/25/12)



2011-12 South Carolina Basketball  
 South Carolina High/Low Analysis (as of Feb 20, 2012)  
 All games

Opponent - GAME LOWS

POINTS	43		SE LOUISIANA (12/21/11)
	45		WOFFORD (12/28/11)
	50		WESTERN CAROLINA (11/11/11)
	51		SC STATE (1/3/12)
	54		ALABAMA (1/25/12)
FIELD GOALS MADE	15		SE LOUISIANA (12/21/11)
	16		at Elon (11/15/11)
FIELD GOAL ATTEMPTS	38		at Tennessee (02/08/12)
	40		at Elon (11/15/11)
	40		VANDERBILT (1/10/12)
FIELD GOAL PERCENTAGE	.346	(18-52)	SC STATE (1/3/12)
	.349	(15-43)	SE LOUISIANA (12/21/11)
3 PT FIELD GOALS MADE	3		SC STATE (1/3/12)
	4		ALABAMA (1/25/12)
3 PT FG ATTEMPTS	10		LSU (2/18/12)
	11		vs Southern Cal (11/26/11)
	11		PROVIDENCE COLLEGE (12/1/11)
	11		at Kentucky (01/07/12)
3 PT FG PERCENTAGE	.200	(3-15)	SC STATE (1/3/12)
	.222	(4-18)	ALABAMA (1/25/12)
FREE THROWS MADE	4		WOFFORD (12/28/11)
	7		SE LOUISIANA (12/21/11)
FREE THROW ATTEMPTS	8		VANDERBILT (1/10/12)
	10		WOFFORD (12/28/11)
FREE THROW PERCENTAGE	.400	(4-10)	WOFFORD (12/28/11)
	.522	(12-23)	SC STATE (1/3/12)
REBOUNDS	24		PRESBYTERIAN (12/13/11)
	25		FLORIDA (1/14/12)
ASSISTS	7		vs Southern Cal (11/26/11)
	9		at Elon (11/15/11)
	9		SE LOUISIANA (12/21/11)
STEALS	1		at Elon (11/15/11)
	3		at Clemson (12/4/11)
	3		PRESBYTERIAN (12/13/11)
	3		SE LOUISIANA (12/21/11)
BLOCKED SHOTS	1		TENNESSEE STATE (11/20/11)
	1		vs Southern Cal (11/26/11)
	1		at Clemson (12/4/11)
	1		WOFFORD (12/28/11)
TURNOVERS	3		KENTUCKY (2/4/12)
	8		USC UPSTATE (12/31/11)
FOULS	10		PROVIDENCE COLLEGE (12/1/11)
	11		at Kentucky (01/07/12)
	11		at Florida (2/2/12)

2011-12 South Carolina Basketball  
 South Carolina Player High/Low Analysis (as of Feb 20, 2012)  
 All games

South Carolina - INDIVIDUAL GAME HIGHS

Points	24		COOKE, Malik vs USC Upstate (12/31/11)
	21		COOKE, Malik vs Ohio State (12/17/11)
	21		COOKE, Malik vs Providence College (12/1/11)
	20		ELLINGTON, Bruce vs Vanderbilt (1/10/12)
	19		LEONARD, Damien vs Kentucky (2/4/12)
Field Goals Made	8		ELLINGTON, Bruce vs Vanderbilt (1/10/12)
	8		COOKE, Malik vs USC Upstate (12/31/11)
	8		COOKE, Malik vs Providence College (12/1/11)
Field Goal Att.	17		LEONARD, Damien at Elon (11/15/11)
	16		ELLINGTON, Bruce at Tennessee (02/08/12)
	16		LEONARD, Damien vs Kentucky (2/4/12)
	16		ELLINGTON, Bruce at Ole Miss (01/28/12)
FG Pct (min 5 made)	.857	(6-7)	GILL, Anthony vs Western Carolina (11/11/11)
	.833	(5-6)	JACKSON, Lakeem vs Tennessee State (11/20/11)
3-Point FG Made	5		ELLINGTON, Bruce vs Wofford (12/28/11)
	5		LEONARD, Damien vs NC (11/25/11)
	5		SMITH, Eric vs Tennessee State (11/20/11)
3-Point FG Att.	11		LEONARD, Damien vs NC (11/25/11)
	11		LEONARD, Damien at Elon (11/15/11)
3-Pt FG Pct (min 2 made)	1.000	(3-3)	COOKE, Malik at Ole Miss (01/28/12)
	1.000	(3-3)	ELLINGTON, Bruce vs SC State (1/3/12)
	1.000	(2-2)	WILLIAMS, Brenton at Tennessee (02/08/12)
	1.000	(2-2)	GILL, Anthony vs Kentucky (2/4/12)
	1.000	(2-2)	RICHARDSON, Brian vs USC Upstate (12/31/11)
	1.000	(2-2)	GILL, Anthony vs SE Louisiana (12/21/11)
	1.000	(2-2)	LEONARD, Damien vs Presbyterian (12/13/11)
	1.000	(2-2)	COOKE, Malik vs NC (11/25/11)
Free Throws Made	10		COOKE, Malik vs Miss. Valley State (11/22/11)
	9		COOKE, Malik vs Ohio State (12/17/11)
Free Throw Att.	12		COOKE, Malik vs Miss. Valley State (11/22/11)
	11		COOKE, Malik vs USC Upstate (12/31/11)
FT Pct (min 3 made)	1.000	(8-8)	WILLIAMS, Brenton vs USC Upstate (12/31/11)
	1.000	(5-5)	GILL, Anthony vs Georgia (2/15/12)
	1.000	(5-5)	COOKE, Malik vs Alabama (1/25/12)
	1.000	(4-4)	HARRIS, Damontre vs LSU (2/18/12)
	1.000	(4-4)	COOKE, Malik vs Georgia (2/15/12)
	1.000	(4-4)	HARRIS, Damontre at Arkansas (02-11-12)
	1.000	(4-4)	HARRIS, Damontre at Florida (2/2/12)
	1.000	(4-4)	COOKE, Malik vs SC State (1/3/12)
	1.000	(4-4)	ELLINGTON, Bruce at Clemson (12/4/11)
	1.000	(4-4)	SLAWSON, RJ vs Providence College (12/1/11)
	1.000	(3-3)	ELLINGTON, Bruce vs Vanderbilt (1/10/12)
	1.000	(3-3)	HARRIS, Damontre vs SC State (1/3/12)
	1.000	(3-3)	GILL, Anthony vs Ohio State (12/17/11)
	1.000	(3-3)	GILL, Anthony vs Presbyterian (12/13/11)
	1.000	(3-3)	COOKE, Malik vs Presbyterian (12/13/11)
	1.000	(3-3)	GILL, Anthony vs Southern Cal (11/26/11)
Rebounds	14		SLAWSON, RJ vs NC (11/25/11)
	10		HARRIS, Damontre vs Vanderbilt (1/10/12)
	10		COOKE, Malik vs USC Upstate (12/31/11)
	10		HARRIS, Damontre at Elon (11/15/11)
	10		JACKSON, Lakeem vs Western Carolina (11/11/11)
Assists	6		ELLINGTON, Bruce at Tennessee (02/08/12)

	5	ELLINGTON, Bruce at Ole Miss (01/28/12)
	5	JACKSON, Lakeem vs Western Carolina (11/11/11)
Steals	5	WILLIAMS, Brenton vs Western Carolina (11/11/11)
	4	COOKE, Malik vs SE Louisiana (12/21/11)
	4	COOKE, Malik at Clemson (12/4/11)
	4	COOKE, Malik vs Providence College (12/1/11)
Blocked Shots	6	HARRIS, Damontre at Florida (2/2/12)
	6	HARRIS, Damontre at Auburn (01/21/12)
Turnovers	6	COOKE, Malik at Arkansas (02-11-12)
	6	COOKE, Malik at Auburn (01/21/12)
Fouls	5	WILLIAMS, Brenton at Arkansas (02-11-12)
	5	GILL, Anthony at Florida (2/2/12)
	5	HARRIS, Damontre at Ole Miss (01/28/12)
	5	SMITH, Eric vs USC Upstate (12/31/11)
	5	SLAWSON, RJ vs SE Louisiana (12/21/11)
	5	GILL, Anthony vs NC (11/25/11)
	5	JACKSON, Lakeem at Elon (11/15/11)
	5	COOKE, Malik at Elon (11/15/11)

2011-12 South Carolina Basketball  
 South Carolina Opponent High/Low Analysis (as of Feb 20, 2012)  
 All games

OPPONENT INDIVIDUAL GAME HIGHS

Points	30		Thomas, Deshaun vs Ohio State (12/17/11)
	28		Jones, Maurice vs Southern Cal (11/26/11)
	27		YOUNG, BJ at Arkansas (02-11-12)
	24		Boynton, Kenny at Florida (2/2/12)
	22		Davis, Anthony vs Kentucky (2/4/12)
	22		Sullivan, Frankie at Auburn (01/21/12)
	22		JOYNER, Terrence vs Miss. Valley State (11/22/11)
Field Goals Made	13		Thomas, Deshaun vs Ohio State (12/17/11)
	9		Davis, Anthony vs Kentucky (2/4/12)
	9		Jones, Maurice vs Southern Cal (11/26/11)
Field Goal Att.	16		Thomas, Deshaun vs Ohio State (12/17/11)
	15		YOUNG, BJ at Arkansas (02-11-12)
	15		Sullivan, Frankie at Auburn (01/21/12)
	15		Gabriel, Kenny at Auburn (01/21/12)
	15		Jones, Maurice vs Southern Cal (11/26/11)
	15		John Henson vs NC (11/25/11)
FG Pct (min 5 made)	1.000	(6-6)	Yeguete, Will vs Florida (1/14/12)
	.900	(9-10)	Davis, Anthony vs Kentucky (2/4/12)
3-Point FG Made	7		Jones, Maurice vs Southern Cal (11/26/11)
	5		P.J. Hairston vs NC (11/25/11)
3-Point FG Att.	11		Sullivan, Frankie at Auburn (01/21/12)
	10		GILTNER, Kevin vs Wofford (12/28/11)
3-Pt FG Pct (min 2 made)	1.000	(7-7)	Jones, Maurice vs Southern Cal (11/26/11)
	1.000	(3-3)	Lamb, Doron vs Kentucky (2/4/12)
	1.000	(3-3)	HENTON, LaDontae vs Providence College (12/1/11)
	1.000	(2-2)	Brantley, Sherrard vs Georgia (2/15/12)
	1.000	(2-2)	ODOM, Rod vs Vanderbilt (1/10/12)
Free Throws Made	10		COLEMAN, Gerard vs Providence College (12/1/11)
	8		HAMILTON, Justin vs LSU (2/18/12)
	8		YOUNG, BJ at Arkansas (02-11-12)
	8		Boynton, Kenny at Florida (2/2/12)
Free Throw Att.	13		Holloway, Murphy at Ole Miss (01/28/12)
	13		COLEMAN, Gerard vs Providence College (12/1/11)
FT Pct (min 3 made)	1.000	(8-8)	HAMILTON, Justin vs LSU (2/18/12)
	1.000	(8-8)	YOUNG, BJ at Arkansas (02-11-12)
	1.000	(7-7)	Golden, Trae at Tennessee (02/08/12)
	1.000	(6-6)	McBee, Skylar at Tennessee (02/08/12)
	1.000	(6-6)	Henry, Terrance at Ole Miss (01/28/12)
	1.000	(6-6)	Sullivan, Frankie at Auburn (01/21/12)
	1.000	(6-6)	TROUTMAN, Lucas at Elon (11/15/11)
	1.000	(5-5)	Buford, William vs Ohio State (12/17/11)
	1.000	(5-5)	COTTON, Bryce vs Providence College (12/1/11)
	1.000	(4-4)	Murphy, Erik vs Florida (1/14/12)
	1.000	(4-4)	GOULBOURNE, Lance vs Vanderbilt (1/10/12)
	1.000	(4-4)	Smith Jr., Lenzelle vs Ohio State (12/17/11)
	1.000	(4-4)	JONES, Falando vs Miss. Valley State (11/22/11)
	1.000	(3-3)	Lamb, Doron vs Kentucky (2/4/12)
	1.000	(3-3)	HENTON, LaDontae vs Providence College (12/1/11)
	1.000	(3-3)	DEDMON, D vs Southern Cal (11/26/11)
Rebounds	11		Beal, Bradley at Florida (2/2/12)
	11		Holloway, Murphy at Ole Miss (01/28/12)
Assists	14		Kendall Marshall vs NC (11/25/11)
	9		TINSLEY, Brad vs Vanderbilt (1/10/12)

Steals	6	Kendall Marshall vs NC (11/25/11)
	4	NOBLES, Julysses at Arkansas (02-11-12)
	4	MAXEY, Jodd vs USC Upstate (12/31/11)
Blocked Shots	8	Davis, Anthony vs Kentucky (2/4/12)
	7	Davis, Anthony at Kentucky (01/07/12)
	7	DIXON, Bilal vs Providence College (12/1/11)
Turnovers	7	Henry, Terrance at Ole Miss (01/28/12)
	6	WASHINGTON, Eric vs Presbyterian (12/13/11)
Fouls	5	TURNER, Ralston vs LSU (2/18/12)
	5	EZELI, Festus vs Vanderbilt (1/10/12)
	5	MAXEY, Jodd vs USC Upstate (12/31/11)
	5	COLEMAN, Al'Lonzo vs Presbyterian (12/13/11)
	5	Hall, Rod at Clemson (12/4/11)
	5	JONES, Falando vs Miss. Valley State (11/22/11)
	5	JOYNER, Terrence vs Miss. Valley State (11/22/11)
	5	THORNTON, Kellen vs Tennessee State (11/20/11)
	5	EDOMWONYI, Egheosa at Elon (11/15/11)
	5	KING, Tawaski vs Western Carolina (11/11/11)