

# SOUTH CAROLINA

## 2016-17 Women's Basketball



Assoc. Media Relations Director: Diana Koval | Office: 803.777.7977 | Cell: 314.369.6050 | Email: dkoval@mailbox.sc.edu | Twitter: @DianaKovalSID  
 Website: www.GamecocksOnline.com | Twitter: @GamecockWBB | Instagram: @GamecockWBB | Facebook: @GamecockWBB | Snapchat: @GamecockWBB

### Game 12

Jan. 1, 2017 • 2 p.m. • Columbia, S.C. • Colonial Life Arena (18,000)

**South Carolina Gamecocks**  
 10-1, 0-0 SEC



VS



**Alabama Crimson Tide**  
 12-1, 0-0 SEC

**Ranking:** 6/6 (AP/Coaches)  
**Head Coach:** Dawn Staley  
**Record at South Carolina:** 198-77 (9th)  
**Career Record:** 370-157 (17th)  
**Top Scorer:** A'ja Wilson (16.4)  
**Top Rebounder:** Alaina Coates (10.7)

**Ranking:** -/  
**Head Coach:** Kristy Curry  
**Record at ALA:** 54-52 (4th)  
**Career Record:** 363-201 (18th)  
**Top Scorer:** Meoshonti Knight (13.2)  
**Top Rebounder:** Shaquera Wad (7.6)

### Schedule/Results

Nov. 7 **Benedict (Exh.)** W, 120-49  
 Nov. 14 at #7/6 Ohio St. (BTN+) W, 92-80

#### Basketball Hall of Fame Women's Challenge

Nov. 20 **Hampton (SECN+)** W, 92-38  
 Nov. 21 **Maine (SECN+)** W, 79-42  
 Nov. 22 **Saint Peter's (SECN+)** W, 93-38  
 Nov. 27 vs. #4/4 Louisville (ESPN2) W, 83-59

#### SEC/Big 12 Challenge

Dec. 1 at #14/15 Texas (ESPN2) W, 76-67

Dec. 4 at Duke L, 63-74

Dec. 11 **Minnesota (SECN)** W, 98-58

Dec. 15 **Clemson (SECN)** W, 83-61

Dec. 18 **#9/9 UCLA (ESPN2)** W, 66-57

Dec. 21 at Savannah State W, 70-30

Jan. 1 **Alabama\* (ESPN2)** 2 p.m.

Jan. 5 at Auburn\* (SECN+) 7 p.m.

Jan. 8 at Florida\* (ESPNU) Noon

Jan. 12 **Georgia\* (SECN)** 7 p.m.

Jan. 15 at LSU\* (SECN+) 3 p.m.

Jan. 19 **Ole Miss\* (SECN)** 7 p.m.

Jan. 23 **Mississippi State\* (ESPN2)** 7 p.m.

Jan. 26 at Georgia\* (SECN) 7 p.m.

Jan. 30 **Tennessee\* (ESPN2)** 6 p.m.

Feb. 2 at Kentucky\* (SECN) 7 p.m.

Feb. 5 at Arkansas\* (ESPN2) 2 p.m.

Feb. 9 **Auburn\* (SECN+)** 7 p.m.

Feb. 13 at UConn (ESPN2) 9 p.m.

Feb. 16 **Vanderbilt\* (SECN)** 7 p.m.

Feb. 19 at Missouri\* (ESPN2) 3 p.m.

Feb. 23 at Texas A&M\* (SECN) 9 p.m.

Feb. 26 **Kentucky\* (ESPNU/2)** 2/5 p.m.

#### SEC Tournament (Greenville, S.C.)

Mar. 1 First Round (SECN) TBA

Mar. 2 Second Round (SECN) TBA

Mar. 3 Quarterfinals (SECN) TBA

Mar. 4 Semifinals (ESPNU) TBA

Mar. 5 Final (ESPN2) TBA

All Times Listed as Eastern and are subject to change

\* indicates SEC Game

### Game Information

**Tickets:** \$8 adult, \$4 youth (17 and under)

**Doors Open:** 12:30 p.m.

**Live Stats:** GamecocksOnline.com

**Watch On:** ESPN2 (Tiffany Greene, play-by-play;

Debbie Antonelli, analyst)

**Radio:** 107.5 The Game (Brad Muller)

### Series History

South Carolina Record ..... 22-15

In Columbia ..... 11-5

In Tuscaloosa ..... 9-8

At Neutral Site ..... 2-2

Last Meeting ..... SC, 66-46, 2/22/16

First Meeting ..... SC, 80-62, 2/10/79

Current Streak ..... Won 12

#### Last Five Meetings:

Date	Result	Location
2/22/16	W, 66-46	Tuscaloosa
1/29/15	W, 85-54	Columbia
1/8/15	W, 102-59	Tuscaloosa
1/19/14	W, 77-51	Columbia
3/7/13	W, 77-35	Duluth, Ga.












### South Carolina Notables

- Entering its 26th season in the SEC, South Carolina is 8-17 in league openers with seven of those eight wins coming at home. Under head coach Dawn Staley, the Gamecocks are 4-4 in SEC openers including wins in the last three. The Gamecocks and Crimson Tide have met twice in SEC openers, with South Carolina winning the 2012 league opener and Alabama picking up the win in the 2004 edition.
- The three-time reigning SEC Coach of the Year, Dawn Staley is 83-43 in SEC regular-season action through eight seasons at the Gamecocks' helm. Despite a career that spans just 32.0 percent of the program's 25 seasons in the league, her win total represents 56.5 percent of the program's 147 SEC victories.
- The Gamecocks were picked to win a fourth-straight SEC title by both the league's coaches and media.
- Today's game pits two teams statistically ranked among the best in the nation. On offense, South Carolina has the edge, ranking 18th in scoring and 24th in field goal percentage, while the Alabama is 30th and 60th, respectively. Defense goes to the Crimson Tide, which ranks 12th in scoring defense and 16th in field goal percentage defense, while South Carolina ranks 28th and 10th in those categories, respectively.
- Individually, today's game pits the SEC's top two shot blockers against each other. Alabama's Ashley Knight leads the league with 2.6 per game. South Carolina's A'ja Wilson is next in line with 2.2 per outing.
- South Carolina is tied for the SEC lead with four games this season against AP Top-25 opponents, winning all four, including a league-best three vs. top-10 foes. Alabama is facing a ranked team for the first time this season.
- Through games of Dec. 29, the Gamecocks are third in the RPI behind just UConn and Notre Dame.

### Stat Comparison

SC	ALA
10-1	Overall Record ..... 12-1
0-0	Conference Record ..... 0-0
6-0	Home Record ..... 10-0
3-1	Away Record ..... 0-1
1-0	Neutral Record ..... 2-0
81.4	Points Per Game ..... 79.2
54.9	Opp. Points Per Game ..... 52.5
.466	Field Goal %age ..... .438
.333	Opp. Field Goal %age ..... .339
.322	3-Pt. Field Goal %age ..... .324
.255	Opp. 3-Pt. Field Goal %age ..... .253
.679	Free Throw %age ..... .643
17.1	FTs Made Per Game ..... 16.6
16.9	Assists Per Game ..... 15.1
+3.0	Turnover Margin ..... +5.3
45.3	Rebounds Per Game ..... 47.9
+12.4	Rebounding Margin ..... +11.5
9.0	Steals Per Game ..... 10.6
6.3	Blocked Shots Per Game ..... 4.7

# 2016-17 South Carolina Media Roster

0		<b>Victoria Patrick</b> 5-8 • Fr. • Guard • Orlando, Fla.	LAST GM: 4 pts, 2 rebs, 2 assts at Sav. State NOTABLE: Solid shooting guard ... has played solid minutes in home games ... No. 25 guard in Class of 2016 ... helped Edgewater HS to state championship in 2014 ... led team with 15.4 ppg as a senior.	<b>Career Highs</b> Pts: 4, 2x, at Sav. St., 12/21/16 Reb: 2, 2x, at Sav. St., 12/21/16 Ast: 2 at Savannah St., 12/21/16 Stl: 2 vs. Saint Peter's, 11/22/16
		PPG 2.1 RPG 0.6 APG 0.5 FG% .278 FT% .400		
1		<b>Bianca Cuevas-Moore</b> 5-6 • Jr. • Guard • Bronx, N.Y. <i>kway-VAHS</i>	LAST GAME: 3 pts, 5 assts, 2 stls at Sav. State NOTABLE: Speedy, crafty guard ... continues to mature into understanding when to attack vs. set up teammates ... 9th in SEC and with 2.2 steals per game ... 2 games of ≥10 pts ... last 3 gms – avg. 3.3 assists and 3.3 rebounds.	<b>Career Highs</b> Pts: 21 at Ole Miss, 2/1/15 Reb: 6 at Alabama, 2/22/16 Ast: 6 vs. CSUB, 11/28/15 Stl: 5, 2x, vs. SPU, 11/22/16
		PPG 6.7 RPG 2.0 APG 2.4 FG% .338 FT% .636		
3		<b>Kaela Davis</b> 6-2 • Jr. • Guard • Suwanee, Ga. <i>KAY-luh</i>	LAST GM: 6 pts, 4 rebs, 3 assts at Sav. State NOTABLE: Tall, athletic, versatile ... 2nd on team in assists, 3rd in rebs ... leads SEC in 3-pt %age (.417), 2nd in 3s/gm (2.3), is 19th in scoring ... led team in assists team-high 4 times ... 2x All-ACC at Ga. Tech.	<b>Career Highs</b> Pts: 37 at Ohio State, 11/14/16 Reb: 10 at Ohio State, 11/14/16 Ast: 5 at Ohio State, 11/14/16 Stl: 3 at Ohio State, 11/14/16
		PPG 13.6 RPG 4.9 APG 3.0 FG% .382 FT% .781		
4		<b>Doniyah Cliney</b> 6-0 • So. • Guard • Newark, N.J. <i>dawn-YAY CLY-nee</i>	LAST GAME: 3 pts, 7 rebs at Savannah State NOTABLE: Athletic guard with good size ... showed great development in non-conference play, especially on defense ... in last 4 games – 5.5 ppg (.467 FG%), 7.0 rpg after entering stretch at 1.7 ppg and 2.6 rpg.	<b>Career Highs</b> Pts: 10 vs. Florida, 2/11/16 Reb: 9 vs. Clemson, 12/15/16 Ast: 4 vs. Maine, 11/21/16 Stl: 3 vs. Georgia, 2/18/16
		PPG 3.1 RPG 4.2 APG 0.8 FG% .417 FT% .619		
10		<b>Alisha Gray</b> 6-0 • Jr. • Guard • Sandersville, Ga. <i>uh-LEE-shub</i>	LAST GM: 12 pts, 4 assts, 5 stls at Sav. State NOTABLE: Steady contributor in every area ... scored ≥10 pts 9 times, ≥4 assists 5 times, ≥5 rebs 4 times ... 9th in SEC in FG%, 20th in scoring, 10th in nation in A:TO ratio (3.5) ... 1st-team All-ACC at UNC.	<b>Career Highs</b> Pts: 24 at Ohio State, 11/14/16 Reb: 8 vs. Saint Peter's, 11/22/16 Ast: 7 vs. Minnesota, 12/11/16 Stl: 5 at Savannah St., 12/21/16
		PPG 13.5 RPG 4.2 APG 3.2 FG% .509 FT% .686		
12		<b>Araion Bradshaw</b> 5-6 • Fr. • Guard • Boston, Mass. <i>R-ee-on</i>	LAST GAME: 2 pts, 1 ast, 1 stl at Sav. State NOTABLE: Scrappy guard ... has played in eight games, including ≥10 mins 4 times ... rated No. 10 guard in 2016 class ... helped Tabor Academy to back-to-back appearances in state tournament finals.	<b>Career Highs</b> Pts: 3, 2x, vs. Minn., 12/11/16 Reb: 2 vs. Minnesota, 12/11/16 Ast: 2 vs. Minnesota, 12/11/16 Stl: 2 vs. Hampton, 11/20/16
		PPG 1.0 RPG 0.6 APG 0.9 FG% .300 FT% --		
15		<b>Tiffany Davis</b> 5-7 • Sr. • Guard • Houston, Texas	LAST GAME: 4 mins vs. Clemson NOTABLE: Team captain ... has played just two full seasons due to injuries ... missed last two games due to concussion protocol ... gave great minutes off the bench against #4/4 Louisville.	<b>Career Highs</b> Pts: 11 vs. Ole Miss, 1/30/14 Reb: 6 at Arkansas, 1/2/14 Ast: 3, 4x, vs. SC St., 12/22/13 Stl: 5 vs. Elon, 11/9/12
		PPG 0.9 RPG 1.4 APG 0.3 FG% .154 FT% .600		
21		<b>Mikiah Herbert Harrigan</b> 6-2 • Fr. • For. • Pembroke Pines, Fla.. <i>muh-KEE-uh</i>	LAST GM: 3 pts, 6 rebs, 3 blks at Sav. State NOTABLE: Versatile forward with skill on both ends of the court ... ≥10 pts 2 times, ≥5 rebs 6 times ... last 3 games – 6.0 rpg, 2.7 bpg ... helped Flanagan to four district titles ... FBCA 8A Player of the Year.	<b>Career Highs</b> Pts: 13 vs. Maine, 11/21/16 Reb: 8 vs. Maine, 11/21/16 Blk: 3, 2x, at Sav. State, 12/21/16 Stl: 2 vs. Saint Peter's, 11/22/16
		PPG 5.9 RPG 4.9 BPG 1.3 FG% .436 FT% .708		
22		<b>A'ja Wilson</b> 6-5 • Jr. • Forward • Hopkins, S.C. <i>A-zhub</i>	LAST GAME: 18 pts, 3 rebs at Savannah St. NOTABLE: Team captain ... last 6 games – 3 dbl-dbls, 18.3 ppg, 8.3 rpg ... 2nd in SEC in blks/gm (34th in nation), 7th in FG% and ppg ... team's top scorer team-high 6 times ... rated #1 in nation by espnW.	<b>Career Highs</b> Pts: 31 at Texas, 12/2/16 Reb: 19 at Kentucky, 3/1/15 Blk: 8, 2x, vs. TAMU, 1/17/16 Stl: 4 vs. Syracuse, 3/25/16
		PPG 16.4 RPG 6.6 BPG 2.2 FG% .553 FT% .688		
41		<b>Alaina Coates</b> 6-4 • Sr. • Center • Irmo, S.C. <i>uh-LAY-nub COATS</i>	LAST GM: 9 pts, 7 rebs, 2 assts at Sav. State NOTABLE: Dominant inside ... good passer out of post and in high-low action ... team captain ... 3rd in nation in FG %age, 14th in rpg, 13th in dbl-dbls (7) ... last 4 gms – 16.0 ppg, 2.3 bpg ... rated #9 in nation by espnW.	<b>Career Highs</b> Pts: 29 vs. Winthrop, 12/13/15 Reb: 18 at Alabama, 2/22/16 Blk: 10 vs. Winthrop, 12/13/15 Ast: 6 at Texas A&M, 1/31/16
		PPG 14.6 RPG 10.7 BPG 1.7 FG% .678 FT% .684		
52		<b>Tyasha Harris</b> 5-10 • Fr. • Guard • Noblesville, Ind. <i>ty-A-shub</i>	LAST GAME: 10 pts, 5 rebs at Savannah St. NOTABLE: Poised, quick, decisive point guard, good defender ... first career start vs. Minn. ... ≥10 pts 2 times ... won gold at FIBA U18 Americas Championship ... finalist for Indiana's Miss Basketball.	<b>Career Highs</b> Pts: 10, 2x, at Sav. St., 12/21/16 Reb: 5 at Savannah St., 12/21/16 Ast: 6, 2x, vs. Minn., 12/11/16 Stl: 3 at Texas, 12/1/16
		PPG 4.6 RPG 1.3 APG 2.2 FG% .432 FT% .583		

**Starter** **Reserve**

Based on most recent game

## Five Second Count

South Carolina is one of three programs in the nation to appear in every AP top 10 since the start of the 2014-15 season. The Gamecocks have played in four of the last five NCAA Sweet 16s, including the 2015 Final Four. In the SEC, South Carolina is the three-time reigning regular-season champion, including last season's 16-0 record, and claimed the last two SEC Tournaments. For her leadership, head coach Dawn Staley is the only coach in SEC history to earn three-straight league Coach of the Year honors from her peers.

## Quick Facts

### The University

**Location:** Columbia, S.C.  
**Founded:** 1801  
**Enrollment:** 33,724  
**Colors:** Garnet (PMS 202C) and Black  
**Nickname:** Gamecocks  
**Conference:** Southeastern  
**President:** Dr. Harris Pastides  
**Athletics Director:** Ray Tanner  
**Facility:** Colonial Life Arena (18,000)

### Coaching Staff

**Head Coach:** Dawn Staley  
**Alma Mater:** Virginia, 1992  
**Overall Record:** 370-157 (17th season)  
**School Record:** 198-77 (9th season)  
**Assoc. Head Coach (Alma Mater):**  
 Lisa Boyer (Ithaca, 1979)  
**Assistant Coaches (Alma Mater):**  
 Nikki McCray-Penson (Tennessee, 1995)  
 Fred Chmiel (Excelsior, 2001)

### Team Information

**2015-16 Record:** 33-2  
 Home: 16-1 Away: 11-0 Neutral: 6-1  
**SEC Record (Finish):** 16-0 (1st)  
 Home: 8-0 Away: 8-0  
**Letterwinners Returning/Lost:** 5/7  
**Starters Returning/Lost:** 2/3

### Program History

**First Year of Women's Basketball:** 1974-75  
**All-Time Record:** 778-506 (43rd season)  
**All-Time SEC Record:** 147-200 (26th season)  
**NCAA Appearances (Last):** 13 (2016)  
**NCAA Tournament Record:** 19-13  
**2016 NCAA Result:** Sweet 16, L 72-80, Syracuse, Sioux Falls, S.C.  
**WNIT Appearances (Last):** 4 (2011)  
**WNIT Record:** 3-4

### Media Relations

**Women's Basketball Contact:** Diana Koval  
**Office:** 803.777.7977  
**Cell:** 314.369.6050  
**Email:** dkoval@mailbox.sc.edu  
**Press Row Phone:** 803.777.6182  
**Athletics Department on the Web**  
**Website:** GamecocksOnline.com  
**Twitter:** @GamecocksOnline  
**Instagram:** @GamecocksOnline  
**Facebook:** Facebook.com/GamecocksOnline  
**YouTube:** YouTube.com/GamecocksOnline

### Women's Basketball on Twitter

**Team:** @GamecockWBB  
**Head Coach:** @DawnStaley

**Women's Basketball on Instagram and Snapchat**  
**Team:** GamecockWBB

## By the Numbers

- 1 Program in SEC history to have three straight Players of the Year – South Carolina (Tiffany Mitchell 2014, 2015; A'ja Wilson 2016)
- 1 SEC team with multiple selections on the Wooden Award Preseason Top 30 – South Carolina (Alaina Coates, A'ja Wilson)
- 2 Career blocked shots separating senior Alaina Coates from junior A'ja Wilson's school record
- 3 Stats in which Alaina Coates ranks among the top 15 in the NATION – FG percentage (3rd, .678), rebounding (14th, 10.7), double-doubles (13th, 7)
- 4 Gamecocks ranked among the SEC's top 20 scorers – A'ja Wilson (7th), Alaina Coates (17th), Kaela Davis (19th), Allisha Gray (20th)
- 10 Games scoring in double figures for A'ja Wilson, the most on the team this season
- 20.4 Points per game by which South Carolina has outscored its competition in the paint (42.9-22.5)
- 22 Consecutive Gamecock wins against SEC foes, dating back to the start of the 2015 SEC Tournament

## Alabama Series Notes

The Gamecocks lead the all-time series 22-15 and are undefeated against the Crimson Tide in the 12 games of the Dawn Staley era (beginning 2008-09). South Carolina's 12-game win streak against Alabama has an average winning margin of 22.3 points with a high of 43 in the first of two meetings in the 2014-15 season (102-59 on Jan. 8, 2015, in Tuscaloosa). The Gamecocks' last loss in the series was a 65-54 Alabama victory on Jan. 10, 2008, in Tuscaloosa.

South Carolina's results vs. Alabama since the arrival of head coach Dawn Staley:

Date	W/L	Score	Site	Rank (SC/ALA)
2/22/16	W	66-46	A	3/-
1/29/15	W	85-54	H	1/-
1/8/15	W	102-59	A	1/-
1/19/14	W	77-51	H	8/-

## Current Streaks

	Total	Home	Road	Neut.
Overall	W4	W11	W1	W1
SEC	W16	W26	W8	—
Non-Conference	W4	W8	W1	W1
Ranked Teams	W4	W2	W6	W1

3/7/13	W	77-35	N	17/-
2/7/13	W	65-53	A	15/-
3/1/12	W	57-38	N	25/-
2/19/12	W	69-55	A	25/-
1/1/12	W	68-42	H	-/-
1/23/11	W	59-48	H	-/-
1/10/10	W	80-68	A	-/-
2/15/09	W	68-57	H	-/-

## Holding Home Court

The Gamecocks are 413-154 all-time on their home court, including a 171-59 mark in Colonial Life Arena. South Carolina is 106-26 at home during the Dawn Staley era and has lost just once in its last 56 home games, including undefeated home seasons in 2013-14 and 2014-15.

## Fourth Follow-Up?

The Gamecocks enter the 2016-17 season as the three-time reigning SEC regular-season champions, becoming just the third program to win three straight titles, joining Tennessee (2000-04 and 1993-95) and Auburn (1987-89).

SEC coaches and the media picked the Gamecocks to claim the conference title again this season. The league has had the same champion four straight seasons just once before when Tennessee claimed its fourth straight in 2003 en route to the league-record five consecutive titles (2000-04).

## Rankings Review

Ranked sixth in this week's AP Poll, the Gamecocks are in the midst of the nation's third-longest active

## Gamecocks in the Rankings

(Through games of 12/29)

Team	SEC	NCAA	Actual	Alaina Coates	SEC	NCAA	Actual
Scoring Offense	2	18	81.4	Scoring	17	208	14.6
Scoring Defense	5	28	54.9	Rebounding	3	14	10.7
Scoring Margin	3	10	+26.5	Offensive Rebounding	3	—	3.8
Field Goal Percentage	3	24	.466	Blocked Shots Per Game	4	80	1.7
Field Goal %age Def.	2	10	.333	Field Goal Percentage	1	3	.678
3-Point FG %age	8	153	.322	Double-Doubles	3	13	7
3-Point FG %age Def.	4	14	.255	<b>Bianca Cuevas-Moore</b>	<b>SEC</b>	<b>NCAA</b>	<b>Actual</b>
3-Point FG Made/Gm.	9	208	5.4	Steals Per Game	9	165	2.0
Free Throw Percentage	10	194	.679	<b>M. Herbert Harrigan</b>	<b>SEC</b>	<b>NCAA</b>	<b>Actual</b>
Rebounding Offense	3	—	45.3	Blocked Shots Per Game	11	161	1.3
Rebounding Defense	6	—	32.9	<b>Kaela Davis</b>	<b>SEC</b>	<b>NCAA</b>	<b>Actual</b>
Rebounding Margin	1	10	+12.4	Scoring	19	—	13.6
Assists Per Game	3	37	16.9	3-Pt FG Percentage	1	65	.417
Steals Per Game	7	114	9.0	3-Pt FG Made Per Game	2	108	2.3
Turnover Margin	6	69	+3.0	<b>Allisha Gray</b>	<b>SEC</b>	<b>NCAA</b>	<b>Actual</b>
Turnovers Per Game	—	15	13.0	Scoring	20	—	13.5
Assist-to-Turnover Ratio	1	18	1.3	Field Goal Percentage	9	84	.509
Blocked Shots Per Game	1	12	6.3	Assist-to-Turnover Ratio	2	10	3.5
Home Attendance Avg.	1	1	12,008	<b>A'ja Wilson</b>	<b>SEC</b>	<b>NCAA</b>	<b>Actual</b>
				Scoring	7	114	16.4
				Rebounding	17	—	6.6
				Field Goal Percentage	7	48	.553
				Blocked Shots Per Game	2	34	2.2

top-10 ranking streak (59), trailing just UConn (222) and Notre Dame (115) and well ahead of fourth-place Baylor (44). South Carolina has appeared in the top 25 in each of the last 83 AP Polls.

### Tough Tasks

Head coach Dawn Staley did not shy away from a challenging schedule this season, despite having to replace five seniors from last season's squad. The Gamecocks' overall schedule is ranked the sixth-toughest in the nation based on opponent winning percentage (.741).

South Carolina's docket features 19 games against teams that played in the 2016 postseason, including 16 against NCAA Tournament squads.

The slate includes nine games against teams ranked in either the AP or USA Today Coaches Top 25 this week, including four against this week's top-10 teams. Just three of those nine games are home games for the Gamecocks.

The Gamecocks are currently 4-0 against ranked foes.

### SEC Stories

Head coach Dawn Staley has steadily lifted the Gamecocks' national profile by building the Gamecocks into a consistent SEC contender with three straight regular-season titles, shirking decades of difficulty in the nation's best women's basketball conference.

In her ninth season at the helm, Staley boasts an 83-43 (.659) SEC regular-season record and has finished outside the league's top five just twice – an unprecedented achievement for a program that had finished INSIDE the top five only two times in the previous 17 seasons. Staley's 83 wins include now five seasons of double-digit league victories – 10 in 2012,

11 in 2013, an SEC-best 14 in 2014 and 15 in 2015, and 16 in 2016 – and account for 56.5 percent of the program's all-time 147 league wins.

Staley's SEC regular-season record includes a 46-18 (.719) mark at home and a 37-25 (.597) slate on the road.

### League Legends

The Gamecocks are the only team in the nation to boast two former WNBA All-Stars on their coaching staff in head coach Dawn Staley and assistant coach Nikki McCray-Penson. Five other programs tout multiple WNBA alums – Miami, Notre Dame, Penn State, Texas and Vanderbilt – but only Beth Cunningham at Notre Dame and Tina Thompson at Texas earned All-Star status at least once in their time in the league.

South Carolina has the added bonus of its other two coaches – associate head coach Lisa Boyer and assistant coach Fred Chmiel – having experience coaching in the WNBA as well.

### To Three, or Not to Three

South Carolina added a pair of outside threats with junior transfers Kaela Davis and Allisha Gray, but the Gamecocks' offensive strategy continues to begin in the paint. In fact, the addition of the weapons has made South Carolina less reliant on the 3-point shot for scoring this season than last.

This season's 59 3-pointers account for 19.8 percent of the Gamecocks' total offense, while last season the 190 3s made up 22.1 percent of the total offense. Interestingly, reliance on outside shooting decreases dramatically against ranked opponents. In four wins over top-25 foes this season, South Carolina's 12 3-pointers made up just 11.4 percent of its 317 points, which is much lower than the 18.0 percent of the offense in 15 games against ranked

foes last season.

This season, the Gamecocks are 4-1 when making five or more 3s and 6-0 when making less than five.

### Location, Location, Location

The Gamecocks average 42.9 points in the paint this season, making up 52.7 percent of their offense. Just one opponent has out-scored South Carolina in the paint this season – Duke (42-32, 12/3/16), and the Gamecocks are out-pacing their opponents in that space by 20.4 points per game. Their interior advantage has been at least 20 points six times, including a season-high 44 points against Maine (Nov. 21). In four games against ranked opponents, South Carolina has out-scored its opponent 158-118 in the paint.

### Blocking Scheme

South Carolina leads the SEC and ranks 12th in the nation with 6.3 blocked shots per game. The two driving forces of that defensive movement are also the program's all-time career blocked shot leaders – A'ja Wilson (192) and Alaina Coates (190) – and the only two teammates among the top 15 on the NCAA Division I active blocked shots list.

Wilson broke the school record earlier this season (vs. Saint Peter's, Nov. 22) but can hardly celebrate with Coates nipping at her heels. The duo may trade the record several times this season as Wilson is second in the SEC with 2.2 blocks per game, and Coates is closing in at 1.7 per game for fourth in the league.

### Helping Hands

South Carolina head coach Dawn Staley likes to say that with good movement, the ball will find who is supposed to shoot it on any given possession. With four

## Record Book Watch

The Gamecocks' starting frontcourt of Alaina Coates and A'ja Wilson are moving up the career record books quickly. Here's their current standing:

#### Free Throws Made

Player	Gms	FTM
1. Shannon Johnson (1993-96)	109	478
2. Martha Parker (1986-89)	124	473
3. Tiffany Mitchell (2013-16)	139	447
4. Sheila Foster (1979-82)	134	418
5. Jocelyn Penn (1999-03)	117	411
6. Alaina Coates (2014-present)	116	366
7. Nikki Miars (1996-99)	108	357
8. Annie Lester (1997-2000)	110	333
9. Aleighsa Welch (2012-15)	137	329
10. Marsha Williams (1990-93)	116	319
— A'ja Wilson (2015-present)	81	295

#### Free Throw Attempts

Player	Gms	FTA
1. Shannon Johnson (1993-96)	109	679
2. Martha Parker (1986-89)	124	641
3. Sheila Foster (1979-82)	134	624
4. Jocelyn Penn (1999-03)	117	604
5. Tiffany Mitchell (2013-16)	139	578
6. Alaina Coates (2014-present)	116	569
7. Aleighsa Welch (2012-15)	137	545
8. Marsha Williams (1990-93)	116	513
9. Nikki Miars (1996-99)	108	474
10. Annie Lester (1997-2000)	110	455
— A'ja Wilson (2015-present)	81	428

#### Rebounds

Player	Gms	Reb.
1. Sheila Foster (1979-82)	134	1427
2. Alaina Coates (2014-present)	116	1048
3. Marsha Williams (1990-93)	116	1026
4. Aleighsa Welch (2012-15)	137	956
5. Schonna Banner (1987-90)	125	901
6. Sharon Gilmore (1983-86)	110	882
7. Denise Nanney (1975-77)	78	877
8. Brantley Southers (1982-86)	120	862
9. Petra Ujhelyi (2000-03)	119	834
10. Katrina Anderson (1978-79)	71	805

#### Offensive Rebounds (Since 1987-88)

Player	Gms	Reb.
1. Aleighsa Welch (2012-15)	137	449
2. Marsha Williams (1990-93)	116	427
3. Annie Lester (1997-2000)	110	348
4. Jocelyn Penn (1999-03)	117	345
5. Ashley Bruner (2010-13)	128	338
6. Alaina Coates (2014-present)	116	330
7. Demetress Adams (2006-09)	112	274
8. Petra Ujhelyi (2000-03)	119	255
9. Michelle Murray (1990-93)	96	254
10. Charenee Stephens (2009-12)	110	253

#### Double-Doubles

Player	Gms	Dbl-Dbl.
1. Sheila Foster (1979-82)	134	72
2. Alaina Coates (2014-present)	116	49
3. Marsha Williams (1990-93)	116	44
4. Denise Nanney (1975-77)	78	42
5. Katrina Anderson (1978-79)	71	41
6. Sharon Gilmore (1983-86)	110	32
7. Brantley Southers (1982-86)	120	29
8. Beth Hunt (1989-90)	63	27
9. Schonna Banner (1987-90)	125	25
10. Aleighsa Welch (2012-15)	137	24
— A'ja Wilson (2015-present)	81	22

#### Blocked Shots

Player	Gms	Blk
1. A'ja Wilson (2015-present)	81	192
2. Alaina Coates (2014-present)	116	190
3. Lakesha Tolliver (2004-07)	112	177
4. Elem Ibiam (2012-15)	126	164
5. Michelle Murray (1990-93)	96	148
6. Petra Ujhelyi (2000-03)	119	143
7. Demetress Adams (2006-09)	112	140
8. Ilona Burgrova (2005-08)	123	133
9. Aleighsa Welch (2012-15)	137	130
10. Iva Sliskovic (2004-07)	119	114

## Gamecocks in 2016-17 National Polls

Poll	Pre	11/14	11/21	11/28	12/5	12/12	12/19	12/26	1/2	1/9	1/16	1/23	1/30	2/6	2/13	2/20	2/27	3/6	3/12	Final
Associated Press	4	4	3	3	6	6	6	6												
Coaches	3	3	3	3	6	6	6	6												

1,000-point scorers on this season's team, many observers wondered how the quartet would abide that philosophy.

Early returns are good as the Gamecocks rank are third in the SEC and 37th in the nation in assists per game at 16.9. The quartet of 1,000-point scorers account for 9.5 assists per game of that average with Allisha Gray leading the way at 3.2 and Kaela Davis just behind at 3.0.

### They're Free, Take Two!

South Carolina ranks among the nation's top 15 in free throws attempted (27th) and made (30th). But with all but one of the teams ahead of them playing 12-14 games, the averages tilt to the Gamecocks' favor.

With 25.18 free throw attempts per game, South Carolina trails only SEC rival Alabama (25.85) and Stephen F. Austin (25.82). The Gamecocks are fourth in free throws made per game at 17.09, trailing Stephen F. Austin (18.27), Iowa State (17.83) and Kent State (17.33).

### Alai-ja Awaits

Opponents may be inclined to think of the paint as the Gamecock-owned continent of Alai-ja as senior

center Alaina Coates and junior forward A'ja Wilson have firmly planted the flag in the lane on both ends of the court. Both were on numerous preseason All-America lists this season with Wilson grabbing 32 of a possible 33 first-team votes from the Associated Press. ESPN tapped Wilson as the top player in the nation this season as well, naming Coates the No. 9 player.

This season, the pair combine to average 31.0 points and 17.4 rebounds while shooting a combined 60.6 percent from the field. The duo also averages 3.3 assists this season. Defensively, they combine for 43.9 blocked shots per game.

Earning All-America and First-Team All-SEC status last season, the duo averaged a combined 27.3 points, 18.5 rebounds and 4.2 blocks. In the Gamecocks' 15 games against ranked opponents, the pair was even more dominant with 29.7 points per game, 20.3 rebounds per contest and 4.9 blocks per outing.

### Quarter Breakdown

Through 11 games this season, South Carolina has out-scored its opponent in all but eight quarters. The Gamecocks have out-paced their opponent by double digits 16 times in the 44 quarters, including a season-high differential of 25 points (37-12) in the first quarter against Saint Peter's (Nov. 22).

South Carolina has shot at least 50.0 percent from the field 18 times in its 44 quarters of action, led by a its 71.4 percent accuracy in the first quarter against Saint Peter's (Nov. 22). The Gamecocks' 37 points in that quarter are the most for the program since the NCAA went to the format for the 2015-16 season.

Here's a more detailed look at the quarter-by-quarter production for the Gamecocks this season:

Qtr.	SC/Opp Avg. Pts	SC/Opp FG%	Avg. Pts. Margin
1	19.4/13.4	.443/.351	+6.0
2	22.7/13.3	.522/.321	+9.5
3	21.6/14.1	.509/.337	+7.5
4	17.6/14.2	.384/.322	+3.5

Individually, junior guard Kaela Davis leads the Gamecocks with five double-digit scoring quarters and has the highest-scoring quarter this season with 14 points in the second against Minnesota (Dec. 11).

Alaina Coates and A'ja Wilson each of two double-digit scoring quarters, and Allisha Gray has one.

### Four x 1,000

South Carolina boasts four 1,000-point scorers on this season's roster, led by Alaina Coates (1,402) and A'ja Wilson (1,196). Junior transfers Kaela Davis (1,396 – includes 1,246 at Georgia Tech) and Allisha Gray (1,201

## 2016-17 Awards

### Alaina Coates

USBWA National Player of the Week (12/13-19)  
Three-time SEC Player of the Week (11/15-21;  
11/22-28; 12/13-19)  
Rated No. 9 player in the nation by espnW  
Wooden Award Preseason Top 30  
Naismith Trophy Top 50 Preseason Watch List  
Wade Watch List (Preseason)  
Preseason All-America Second Team (espnW,  
Lindy's, Sporting News)  
Preseason All-SEC First Team (Media, Coaches)

### Kaela Davis

Naismith Trophy Top 50 Preseason Watch List

### Allisha Gray

Naismith Trophy Top 50 Preseason Watch List

### A'ja Wilson

Rated No. 1 player in the nation by espnW  
Wooden Award Preseason Top 30  
Naismith Trophy Top 50 Preseason Watch List  
Wade Watch List (Preseason)  
Preseason All-America First Team (AP, espnW,  
Athlon, Lindy's, Sporting News)  
Preseason SEC Player of the Year (Media, Coaches)  
Preseason All-SEC First Team (Media, Coaches)

### Team

Preseason Rankings – #2 USBWA; #3 USA Today/  
Coaches, ESPN, Athlon; #4 AP, Lindy's; #6  
Sporting News; #7 SLAM  
Predicted SEC Champion (Media, Coaches)

## 2016-17 Double-Doubles

### Alaina Coates (7)

11/14	at Ohio State	10 pts/13 rebs
11/20	Hampton	28 pts/16 rebs
11/21	Maine	12 pts/14 rebs
11/27	vs. Louisville	17 pts/14 rebs
12/11	Minnesota	16 pts/ 11 rebs
12/15	Clemson	19 pts/10 rebs
12/18	UCLA	20 pts/14 rebs

### Kaela Davis (1)

11/14	at Ohio State	37 pts/10 rebs
-------	---------------	----------------

### A'ja Wilson (3)

12/1	at Texas	31 pts/12 rebs
12/15	Clemson	20 pts/ 10 rebs
12/18	UCLA	13 pts/ 13 rebs

## The Staley Era

In her ninth season at the South Carolina helm, head coach Dawn Staley has guided the program to unprecedented success not just in the SEC but on the national stage as well. Staley led the program to its first ever No. 1 ranking in both the AP and USA Today/Coaches Poll. She also delivered the first SEC regular-season and tournament championships. In fact, Staley has accounted for 83 of the program's all-time 147 SEC regular-season victories – 56.5 percent in just eight of the 25 seasons the Gamecocks have been in the league.

### The Staley Era (2008-09 through present)

<b>Wins</b>	
30-Win Seasons.....	2
25-Win Seasons.....	5
20-Win Seasons.....	5
Winning Seasons.....	6

### National Rankings

Weeks in the AP Top 25.....	86
Weeks in the AP Top 10.....	59
Weeks in the AP Top 3.....	42
Weeks at AP No. 1.....	12

### Postseason

NCAA Tournament Appearances.....	5
NCAA Sweet 16s.....	4
NCAA Final Fours.....	1

### In the SEC

Regular-Season Championships.....	3
Regular-Season Top 5 Finishes.....	6
Tournament Championships.....	2
Double-Digit Wins.....	5

### Pre-Staley in the SEC (1991-92 through 2007-08)

<b>Wins</b>	
30-Win Seasons.....	0
25-Win Seasons.....	1
20-Win Seasons.....	2
Winning Seasons.....	

### National Rankings

Weeks in the AP Top 25.....	32
Weeks in the AP Top 10.....	6
Weeks in the AP Top 3.....	0
Weeks at AP No. 1.....	0

### Postseason

NCAA Tournament Appearances.....	2
NCAA Sweet 16s.....	1
NCAA Final Fours.....	0

### In the SEC

Regular-Season Championships.....	0
Regular-Season Top 5 Finishes.....	2
Tournament Championships.....	0
Double-Digit Wins.....	1

### Pre-Staley All-Time (1974-75 through 2007-08)

<b>Wins</b>	
30-Win Seasons.....	1
25-Win Seasons.....	3
20-Win Seasons.....	9
Winning Seasons.....	

### National Rankings

Weeks in the AP Top 25.....	130
Weeks in the AP Top 10.....	31
Weeks in the AP Top 3.....	6
Weeks at AP No. 1.....	0

### Postseason

NCAA Tournament Appearances.....	8
NCAA Sweet 16s.....	3
NCAA Final Fours.....	0

### In Conference (SEC and Metro 1983-84 thru 1990-91)

Regular-Season Championships.....	5
Regular-Season Top 5 Finishes.....	10
Tournament Championships.....	3
Double-Digit Wins.....	5

– includes 1,053 at North Carolina). All four were first-team all-conference selections in their most recent seasons as well.

### SEC Active

Senior Alaina Coates and junior A'ja Wilson feature prominently in the SEC's active leader boards this season.

Coates is running away with the double-double chart at 49 and the rebounding mark at 1,048 – over 350 more than the second-place player. Coates' 190 career blocks are just two behind league leader Wilson's 192, more than 60 ahead of third place. Coates is fourth in scoring at 1,402 and in field goals made (518).

In addition to leading the blocks list, Wilson is third in double-doubles with 22 and sixth in scoring with 1,196 career points. She is fifth in rebounding (603) and seventh in field goals made (450).

### Great Gamecock Fans

With over 10,000 season-ticket holders for the second-straight season, South Carolina leads the nation in average attendance at 12,008 and is the only program drawing at least 10,000 fans per game.

The Gamecocks have posted the highest average attendance at the end of the last two seasons and have enjoyed steady fan growth over the last five years – 3,952 in 2012-13; 6,371 in 2013-14; 12,293 in 2014-15; 14,364 in 2015-16.

### This is 30

With 30-point games already this season by juniors Kaela Davis (37 at #7/6 Ohio State, 11/14) and A'ja Wilson (31 at #14/15 Texas, 12/1), the Gamecocks have more 30-point games in a season since the 2002-03 season when Jocelyn Penn recorded three such outings, none of which were against a ranked opponent.

The program record for 30-point games in a season is six with the most recent coming in 1994-95. In each of the three seasons with six 30-point games, every game was recorded by the same Gamecock. Shannon Johnson posted six in 1994-95 to duplicate her effort in 1993-94. Beth Hunt originally set the record with her six 30-point games in the 1989-90 campaign. The only 30-point outing against a ranked opponent in those three seasons was Beth Hunt's 34-point showing in a losing effort at then-No. 18 Southern Miss.

Individually, only eight 30-point games by a Gamecock have come against ranked opponents, including this season's showings from Davis and

Wilson. Davis' 37 points is the most in a game against a ranked opponent and was the first since Johnson netted 35 against then-#5 Tennessee on Feb. 15, 1996, which until Davis' 37 was the highest-scoring game against a

### Games Led Team In...

(Tied for team lead in each category included)

Scoring	2016-17	Career	Record
A'ja Wilson	6	36	32-4
Alaina Coates	4	23	21-2
Kaela Davis	2	2	2-0
Allisha Gray	1	1	1-0
Bianca Cuevas-Moore	0	3	3-0

Rebounding	2016-17	Career	Record
Alaina Coates	8	66	62-4
A'ja Wilson	3	26	24-2
Doniyah Cliney	2	2	2-0
Allisha Gray	2	2	1-1
Kaela Davis	1	1	0-1

Assists	2016-17	Career	Record
Kaela Davis	4	4	4-0
Bianca Cuevas-Moore	3	14	13-1
Allisha Gray	3	3	2-1
A'ja Wilson	2	3	3-0
Doniyah Cliney	1	1	1-0
Tyasha Harris	1	1	1-0
M. Herbert Harrigan	1	1	1-0
Alaina Coates	0	3	3-0

### Miscellaneous Stats

Triple-Doubles	2016-17	Career	Record
Alaina Coates	0	1	1-0

Double-Doubles	2016-17	Career	Record
Alaina Coates	7	49	47-2
A'ja Wilson	3	22	20-2
Kaela Davis	1	1	1-0

30+ Points	2016-17	Career	Record
Kaela Davis	1	1	1-0
A'ja Wilson	1	1	1-0

20+ Points	2016-17	Career	Record
A'ja Wilson	3	15	14-1
Alaina Coates	2	14	13-1
Kaela Davis	2	2	2-0
Allisha Gray	1	1	1-0
Bianca Cuevas-Moore	0	2	2-0

10+ Points	2016-17	Career	Record
A'ja Wilson	10	67	61-6
Allisha Gray	9	9	8-1
Alaina Coates	8	80	77-3
Kaela Davis	8	8	7-1
Bianca Cuevas-Moore	2	18	18-0
M. Herbert Harrigan	2	2	2-0
Tyasha Harris	2	2	2-0
Doniyah Cliney	0	1	1-0
Tiffany Davis	0	1	1-0

10+ Rebounds	2016-17	Career	Record
Alaina Coates	7	56	54-2
A'ja Wilson	3	23	21-2
Kaela Davis	1	1	1-0

5+ Assists	2016-17	Career	Record
Allisha Gray	3	3	2-1
Kaela Davis	2	2	2-0
Tyasha Harris	2	2	2-0
Bianca Cuevas-Moore	1	7	7-0
A'ja Wilson	1	1	1-0
Alaina Coates	0	1	1-0

5+ Steals	2016-17	Career	Record
Bianca Cuevas-Moore	1	2	2-0
Allisha Gray	1	1	1-0
Tiffany Davis	0	1	1-0

5+ Blocks	2016-17	Career	Record
A'ja Wilson	0	7	6-1
Alaina Coates	0	4	4-0

### 2016-17 Scoring Differentials

Largest lead in a win.....	by 57 (93-36), 4th-1:37, vs. Saint Peter's, 11/22
Largest deficit overcome to win.....	by 7 (8-15), 2nd-7:15, vs. UCLA, 12/18
Largest lead given up in a loss.....	by 11 (16-5), 1st-3:46, at Duke, 12/4
Largest deficit in a loss.....	by 12 (74-62), 4th-0:38, at Duke, 12/4

### Team Specialty Stats

South Carolina-Opponent

	Pts. in Paint	Pts. Off TOs	2nd Chance Pts	Fast Break Pts
11/14 at OSU	44-30	16-17	13-12	18-12
11/20 HU	46-20	35-2	23-7	12-3
11/21 Maine	52-8	20-7	14-2	11-0
11/22 SPU	50-14	30-8	17-9	26-0
11/27 vs. UL	40-24	18-15	20-5	14-2
12/1 at Texas	34-30	14-7	14-16	2-8
12/4 at Duke	32-42	18-28	14-15	9-12
12/11 Minn.	42-12	12-11	20-21	18-9
12/15 Clem.	50-26	10-6	21-8	13-4
12/18 UCLA	40-34	5-15	19-12	8-14
12/21 at SSU	42-8	21-4	22-5	20-4
1/1 Ala.				
1/5 at Aub.				
1/8 at Fla.				
1/12 UGA				
1/15 at LSU				
1/19 Miss.				
1/23 MSU				
1/26 at UGA				
1/30 Tenn.				
2/2 at UK				
2/5 at Ark.				
2/9 Aub.				
2/13 at UConn				
2/16 Vandy				
2/19 at Mizz.				
2/23 at TAMU				
2/26 UK				
Season Avg.	42.9-22.5	18.1-10.9	17.9-10.2	13.7-6.2

### Starters vs. Bench Points

	SC Starters	Opp. Starters	SC Bench	Opp. Bench
11/14 at OSU	85	76	7	4
11/20 HU	71	23	21	15
11/21 Maine	53	16	26	26
11/22 SPU	68	28	25	10
11/27 vs. UL	68	34	15	25
12/1 at Texas	64	47	12	20
12/4 at Duke	60	62	3	12
12/11 Minn.	59	37	39	21
12/15 Clem.	68	43	15	18
12/18 UCLA	56	46	10	11
12/21 at SSU	48	22	22	8
1/1 Ala.				
1/5 at Aub.				
1/8 at Fla.				
1/12 UGA				
1/15 at LSU				
1/19 Miss.				
1/23 MSU				
1/26 at UGA				
1/30 Tenn.				
2/2 at UK				
2/5 at Ark.				
2/9 Aub.				
2/13 at UConn				
2/16 Vandy				
2/19 at Mizz.				
2/23 at TAMU				
2/26 UK				
Season Avg.	63.7	39.4	17.7	15.5

ranked opponent in program history.

Here's a list of the Gamecocks' individual 30-point games against a ranked opponent:

Pts.	Player	Opp.	Date
37	K. Davis	at #7/6 Ohio St.	11/14/16
35	S. Johnson	#5 Tennessee	2/15/96
34	B. Hunt	#18 Southern Miss	1/29/90
32	S. Johnson	#2 Tennessee	2/8/94
32	Ma. Williams	#22 Florida St.	2/4/91
32	K. Anderson	vs. #14 Memphis	3/4/78
31	A. Wilson	at #14/15 Texas	12/1/16
30	B. Southers	#19 Clemson	12/3/83

### Back in (Garnet and) Black

The Gamecocks return four letterwinners from last season with a fifth, Tiffany Davis, returning after missing 2015-16 due to injury. Five of those six letterwinners are junior and seniors.

### New Faces

Five new Gamecocks join the fold this season with the four freshmen taking the court right away. Junior forward Alexis Jennings will sit out this season due to NCAA transfer rules.

Guard Tyasha Harris (Noblesville, Ind.) headlines the freshman class, coming off a summer spent helping the U.S. to its seventh-straight gold medal in the FIBA U18 Americas Championship. Araion Bradshaw (Hyde Park, Mass.) and Victoria Patrick (Orlando, Fla.) join her in the guard spot. Bradshaw is point guard with good court vision, and Patrick comes in as a scorer to help stretch the floor. Forward Mikiah Herbert Harrigan rounds out the class, bringing athleticism, speed and perimeter shooting to the team.

The quartet combines to play 51.8 minutes per game, while contributing 12.8 points per game. Harris leads the group in minutes at 20.1 per game and was the first of the group to earn a starting spot (Dec. 11 vs. Minnesota). Herbert Harrigan is on top of the scoring average at 5.9.

### The Amazing Technicolor Dream Coates

Senior center Alaina Coates has been on a mission and playing with a passion on display every minute she has been on the court this season. The result has her averaging a double-double (14.6 ppg/10.7 rpg) and ranked among the nation's top 15 in field goal percentage (3rd, .678), rebounding (14th) and double-doubles (13th, 7).

In the midst of one of the most productive careers for a post player in South Carolina history, Coates became the third Gamecock all-time to reach the 1,000-rebound

plateau, hitting the mark in a strong second-half effort at #14/15 Texas (Dec. 1). And now sits in second place in the program's all-time standings with 1,048, trailing the Sheila Foster's record of 1,427

Coates' 49 career double-doubles are second in program history, trailing only Foster's school-record 72. The Irmo, S.C., native is also a defensive force, ranking second in career blocked shots at 190, just behind teammate A'ja Wilson's 192.

### AW = All-World

In her third season at South Carolina, junior forward A'ja Wilson is already one of the most decorated Gamecocks in program history as a three-time All-American, the reigning SEC Player and Defensive Player of the Year and a finalist for all three national player of the year awards last season.

This season, Wilson is back atop the Gamecocks' scoring list with 16.4 points per game to rank seventh in the SEC. She has three 20-point games to her credit already, including a career-best 31 points at #14/15 Texas (Dec. 1). Shooting 55.3 percent from the field, she is seventh in the SEC and 48th in the nation.

Defensively, Wilson is just as strong as last season when she set the school record for blocked shots in a season with 103. This season, her 2.2 blocks per game are second in the SEC and 34th in the nation. She broke the school record for career blocks (previously 177) with two against Saint Peter's (Nov. 22) and now sits at 192 in just 81 career games played.

### Gray Area

Junior transfer Allisha Gray may be the Gamecocks' most quiet and consistent offensive powerhouse, scoring in double figures in nine of 11 games this season, including opening her inaugural Gamecock season with five straight double-digit scoring outings.

The unassuming six-foot guard amassed 1,000 points in her first two seasons at North Carolina and kicked off her South Carolina career with a 24-point outing at No. 7/6 Ohio State that included 10-of-18 shooting and some of the most momentum-killing baskets of the game. With sniper-like accuracy, she scores 13.5 points per game (20th in the SEC) on 50.9 percent shooting, which is good for ninth in the SEC and 84th in the nation.

Gray's contributions go beyond the scoring column, though. She leads the team with 35 assists (3.2 apg), including seven games of at least three, and is 10th in the nation in assist-to-turnover ratio (3.5). Gray also adds 4.2 rebounds per game with four games of five or more boards. In fact, she has twice led the team in rebounding – Saint Peter's (Nov. 22), at Duke (Dec. 4).

### KD for 3

Junior transfer Kaela Davis wasted little time making her mark on the Gamecock program, opening her South Carolina career with a 37-point, 10-rebound, five-assist effort at No. 7/6 Ohio State (Nov. 14). A recent 22-point outing against Minnesota (Dec. 11) further solidified her outside shooting prowess, as she hit 6-of-10 from beyond the arc.

Ranked 19th in the league in scoring (13.6 ppg), Davis leads the SEC in 3-point field goal percentage (.417) to rank 65th in the nation, and her 2.3 made 3s per game are second in the league.

Davis established herself as an elite scorer in two seasons at Georgia Tech, where she became the fastest Yellow Jacket to 1,000 career points, needing just 52

### AP Top 25

(Week of 12/26)

1. Connecticut	11-0
2. Notre Dame	11-1
3. Baylor 11-1	
4. Maryland	12-0
5. Mississippi State	13-0
6. South Carolina	10-1
7. Florida State	12-1
8. Louisville	12-2
9. Washington	12-1
10. UCLA 9-2	
11. Miami 11-1	
12. West Virginia	12-0
13. Stanford	9-2
14. Ohio State	10-4
15. Duke	11-1
16. Texas	6-4
17. Kentucky	9-3
18. Arizona State	9-2
19. Virginia Tech	12-0
20. Colorado	10-1
21. California	12-0
22. Oregon State	10-1
23. South Florida	10-1
24. Oklahoma	9-3
25. Syracuse	9-4

### USA Today Coaches Top 25

(Week of 12/12)

1. Connecticut	11-0
2. Notre Dame	11-1
3. Baylor 11-1	
4. Maryland	12-0
5. Mississippi State	13-0
6. South Carolina	10-1
7. Florida State	12-1
8. Louisville	12-2
9. Washington	12-1
10. UCLA 9-2	
11. Miami 11-1	
12. West Virginia	12-0
13. Ohio State	10-4
14. Stanford	9-2
15. Oregon State	10-1
16. Texas	6-4
17. Duke	11-1
18. California	12-0
19. Arizona State	9-2
20. Virginia Tech	12-0
21. Syracuse	9-4
22. DePaul	8-4
23. Kentucky	9-3
24. Oklahoma	9-3
25. South Florida	10-1

### 2016-17 Roster

No.	Name	Pos.	Ht.	Yr.	Hometown/Last School
0	Victoria Patrick	G	5-8	Fr.	Orlando, Fla./Edgewater
1	Bianca Cuevas-Moore	G	5-6	Jr.	Bronx, N.Y./Nazareth Regional
3	Kaela Davis	G	6-2	Jr.	Suwanee, Ga./Georgia Tech
4	Doniyah Cliney	G	6-0	So.	Newark, N.J./Malcolm X Shabazz
10	Allisha Gray	G	6-0	Jr.	Sandersville, Ga./North Carolina
12	Araion Bradshaw	G	5-6	Fr.	Boston, Mass./Tabor Academy
15	Tiffany Davis	G	5-7	Sr.	Houston Texas/Westbury Christian
21	Mikiah Herbert Harrigan	F	6-2	Fr.	Pembroke Pines, Fla./Flanagan
22	A'ja Wilson	F	6-5	Jr.	Hopkins, S.C./Heathwood Hall
35	Alexis Jennings*	F	6-2	Jr.	Madison, Ala./Kentucky
41	Alaina Coates	C	6-4	Sr.	Irmo, S.C./Dutch Fork
52	Tyasha Harris	G	5-10	Fr.	Noblesville, Ind./Heritage Christian

\* indicates will sit out 2015-16 due to NCAA transfer rules

**Head Coach:** Dawn Staley

**Assoc. Head Coach:** Lisa Boyer; **Assistant Coaches:** Nikki McCray-Penson, Fred Chmiel

**Director of Coaching Offensive Analytics:** Melanie Balcomb

games to hit the mark, and was a two-time First-Team All-ACC selection.

So far at South Carolina Davis has proven to be much more, showing the ability and willingness to play a variety of positions and roles. She is second on the team in assists at 3.0 per game and tied for third in rebounding at 4.9 per contest.

### DC Insider

Sophomore guard Donyah Cliney is enjoying her first full season with the Gamecocks after missing the start of her redshirt freshman campaign due to a preseason injury. The setback limited her minutes and impact during SEC play in 2015-16, but she has clearly benefitted from the full preseason preparation this season. Especially locked in defensively, the 6-foot guard has used her size and athleticism to shut down opponents and crash the boards, while her scoring rounds into form.

In the last four games, Cliney averaged 5.5 points, 7.0 rebounds and 24.8 minutes. The extended minutes have helped dial in her shot as well as she has hit 7-of-15 from the field (.467) over that time after entering the stretch 3-of-9. The more efficient offense has come with aggressiveness toward the basket as she took 13 free throws over the last four games after attempting just eight in the previous seven outings.

### Talking Ty

Freshman point guard Tyasha Harris arrived in Columbia with lofty expectations and the ambition needed to play the position under Hall of Famer Dawn Staley. Rated the No. 8 point guard in the 2016 recruiting class, Harris has a winning pedigree with three straight state championships at Heritage Christian (Noblesville, Ind.) and a gold medal in the 2016 FIBA U18 Americas Championship.

Averaging 20.1 minutes so far this season, Harris is showing the poise and command of the position that originally caught Staley's eye. Things seemed to click for the young guard against #4/4 Louisville (Nov. 27) when she drew the second-half start and handed out five of her career-high six assists in the final two periods. Her solid play continued at #14/15 Texas (Dec. 1) where she earned a career-best 30 minutes on the court with great effort that included three steals and no turnovers.

Harris drew her first career start against Minnesota (Dec. 11) and delivered nine points on 3-for-4 shooting from 3-point range and matched her career high with six assists in just 21 minutes of action.

### Bronx Bandit

Earning a steady starting role for the first time in her career, point guard Bianca Cuevas-Moore is directing the team on both sides of the ball with the maturity typical of a junior playing the position under Staley. The transition has Cuevas-Moore balancing her blazing speed and instinct to attack with abandon against her improved communication and ability to set up her teammates. She has multiple assists in all but two games this season and has committed multiple turnovers just twice through eight games.

What hasn't changed in Cuevas-Moore's game is her lightning quick hands on defense. She ranks ninth in the SEC with 2.0 steals per game. She has multiple steals in seven games this season, including matching her career high with five against Saint Peter's (Nov. 22).

### Designated Survivor

As the lone non-starting post player on the Gamecocks' active roster, freshman forward Mikiah Herbert Harrigan may be in the brightest spotlight among the newcomers. Charged with learning lessons from All-Americans Alaina Coates and A'ja Wilson, the lithe, athletic Herbert Harrigan is rising to the challenge early in the season.

Pressed into service early at #7/6 Ohio State (Nov. 14) when Wilson endured foul trouble throughout the game, Herbert Harrigan reeled in five rebounds in just four minutes in the first quarter. She was efficient on offense against #4/4 Louisville, adding 11 points on 3-of-5 shooting against the Cardinals. Her seven rebounds and three blocked shots against #9/9 UCLA proved pivotal as the Gamecocks dug themselves out of a first-quarter hole.

After the usual freshman lull around exam time, Herbert Harrigan has redoubled her efforts since the end of the fall semester, averaging 6.0 rebounds and 2.7 blocks over the last three games

### USA Basketball Connection

At least one Gamecock has donned the red, white and blue for USA Basketball in each of the last three summers, and the group has helped six U.S. teams to five gold medals and one bronze in that time. Former Gamecock Tiffany Mitchell got the streak started with her FIBA 3x3 World Championship gold in 2014, which A'ja Wilson and Dawn Staley matched with a gold in the 2014 FIBA U18 Americas Championship. Staley went on to assist on USA Basketball's FIBA World Championship gold-medal team that same year. The next summer, Wilson and Staley claimed the 2015 FIBA U19 World Championship gold.

The most recent medals came from freshman Tyasha



## Around the SEC

(through games of 12/28)

	SEC Games			Overall		
	W	L	Pct.	W	L	Pct.
Mississippi State	0	0	.000	14	0	1.000
Alabama	0	0	.000	12	1	.923
South Carolina	0	0	.000	10	1	.909
Arkansas	0	0	.000	11	2	.846
LSU	0	0	.000	11	2	.846
Ole Miss	0	0	.000	11	2	.846
Texas A&M	0	0	.000	10	3	.769
Vanderbilt	0	0	.000	10	3	.769
Kentucky	0	0	.000	9	3	.750
Auburn	0	0	.000	10	4	.714
Missouri	0	0	.000	10	4	.714
Florida	0	0	.000	9	4	.692
Tennessee	0	0	.000	7	4	.636
Georgia	0	0	.000	8	5	.615

### Today's Games

#### January 1

Auburn at Florida, 3 p.m. (SECN+)  
 Arkansas at Ole Miss, 5 p.m. (SECN)  
 LSU at #5/5 Mississippi State, 3 p.m. (SECN)  
 Georgia at Missouri, 1 p.m. (SECN)  
 #17/23 Kentucky at Tennessee, 4 p.m. (ESPN2)

*Rankings are listed as AP/ESPN Poll  
 All Times Eastern; TV Network in ()*

Harris who steered the U18 team to gold in the FIBA U18 Americas Championship and junior transfer Alexis Jennings, who brought home bronze from the 2016 FIBA 3x3 World Championship.

## All-Time Records vs. SEC Teams

Opponent	Overall	Under	SEC	SEC	H	A	N	Streak	Last
		Staley	Season	Tourn.					
Alabama	22-15	12-0	17-12	2-2	11-5	9-8	2-2	Won 12	W: 66-46, 2/22/16 (A)
Arkansas	15-17	8-3	14-15	1-2	9-5	5-10	1-2	Won 7	W: 85-32, 1/3/16 (H)
Auburn	20-21	8-3	14-15	2-1	11-7	7-12	2-2	Won 5	W: 57-47, 3/4/16 (N)
Florida	15-20	7-4	13-18	0-2	7-10	8-8	0-2	Won 7	W: 86-71, 2/11/16 (H)
Georgia	11-33	7-6	8-21	2-2	5-14	3-15	3-4	Won 4	W: 61-51, 2/18/16 (H)
Kentucky	25-33	9-9	20-25	2-2	17-9	7-20	2-4	Won 4	W: 93-63, 3/5/16 (N)
LSU	10-22	7-5	8-22	2-0	5-10	3-12	2-0	Won 6	W: 75-39, 2/28/16 (H)
Ole Miss	20-17	10-2	16-12	2-4	11-4	7-8	2-5	Won 8	W: 66-45, 2/25/16 (A)
Miss. State	17-16	8-3	15-14	1-2	10-5	6-9	1-2	Won 8	W: 66-52, 3/6/16 (N)
Missouri	4-1	3-1	3-1	—	2-0	1-1	1-0	Won 3	W: 83-58, 1/10/16 (H)
Tennessee	5-45	4-8	3-26	1-3	2-19	2-21	1-5	Won 3	W: 62-56, 2/15/16 (A)
Texas A&M	3-3	3-3	3-2	0-1	2-1	1-1	0-1	Won 3	W: 70-63, 1/31/16 (A)
Vanderbilt	13-21	8-2	13-18	0-2	7-8	5-11	0-2	Won 6	W: 71-61, 1/7/16 (A)
<b>Totals</b>	<b>180-264</b>	<b>94-49</b>	<b>147-200</b>	<b>14-23</b>	<b>97-97</b>	<b>64-136</b>	<b>16-30</b>	<b>Won 22</b>	



## South Carolina's Record When...

	vs. Ranked	SEC	All
Record.....	4-0		10-1
Playing a ranked opponent.....	4-0		4-0
Playing at home .....	1-0		6-0
Playing on the road .....	2-0		3-1
Playing at neutral site .....	1-0		1-0
Leading at half .....	3-0		9-0
Trailing at half .....	0-0		0-1
Tied at half .....	1-0		1-0
Playing an overtime game .....	0-0		0-0
0 players score in double figures .....	0-0		0-0
1 player scores in double figures .....	0-0		0-0
2 players score in double figures .....	0-0		0-0
3 players score in double figures .....	1-0		4-1
4 players score in double figures .....	2-0		3-0
5 players score in double figures .....	1-0		3-0
More than 5 players in double figures.....	0-0		0-0
Starters out-score opponent's starters .....	4-0		10-0
Opponent's starters score equal/more .....	0-0		0-1
Bench out-scores opponent's bench .....	1-0		5-0
Opponent's bench scores equal/more.....	3-0		5-1
No reserve scores in double figures .....	1-0		5-1
At least one reserve scores in double figures .....	2-0		5-0
More than one reserve scores in double figures... ..	0-0		0-0
Shooting 50% or better .....	0-0		3-0
Shooting between 40-49% .....	3-0		6-1
Shooting between 30-39% .....	1-0		1-0
Shooting less than 30% .....	0-0		0-0
Opponent shoots 50% or better.....	0-0		0-1
Opponent shoots between 40-49% .....	2-0		2-0
Opponent shoots between 30-39% .....	1-0		2-0
Opponent shoots less than 30% .....	1-0		6-0
Shooting better than opponent.....	4-0		10-0
Shooting worse than/equal to opponent .....	0-0		0-1
Having more FTs made than opponent .....	4-0		8-0
Having equal/less FTs made than opponent .....	0-0		2-1
Out-rebounding opponent .....	3-0		9-1
Having equal/less rebounds than opponent .....	1-0		1-0
Having fewer TOs than opponent.....	2-0		7-0
Having equal or more TOs than opponent.....	2-0		3-1
Attempting more FT than 3FG.....	4-0		8-0
Attempting equal/less FT than 3FG .....	0-0		2-1
Making 5 or more 3FGs.....	1-0		4-1
Making less than 5 3FGs.....	3-0		6-0
Making no 3 FGs .....	0-0		0-0
Attempting 15 or more 3FGs.....	1-0		4-1
Attempting less than 15 3FGs.....	3-0		6-0

	vs. Ranked	SEC	All
No South Carolina players foul out .....	3-0		7-1
One or more SC players foul out.....	1-0		3-0
No opposing players foul out.....	0-0		5-1
One or more opposing players foul out .....	4-0		5-0
Assist at least half of field goals made.....	2-0		8-1
Assist on at least 2/3 of field goals made.....	0-0		1-0
Assist on less than half of field goals made .....	2-0		2-0
Scoring more pts. in paint than opponent .....	4-0		10-0
Scoring equal/less pts. in paint than opp. ....	0-0		0-1
Scoring more pts. off TOs than opponent .....	3-0		9-0
Scoring equal/less pts. off TOs than opp. ....	2-0		2-1
Scoring more 2nd-chance pts. ....	3-0		8-0
Scoring equal/less 2nd-chance pts.....	1-0		2-1
Scoring more fast break pts.....	2-0		8-0
Scoring equal/less fast break pts.....	2-0		2-1
Wearing white uniforms.....	2-0		6-0
Wearing black uniforms .....	2-0		3-1
Wearing garnet uniforms.....	0-0		1-0
Wearing pink uniforms .....	0-0		0-0
Playing in November.....	2-0		5-0
Playing in December .....	2-0		5-1
Playing in January .....	0-0		0-0
Playing in February .....	0-0		0-0
Playing in March.....	0-0		0-0
Playing during the day.....	2-0		4-1
Playing at night.....	2-0		6-0
Playing on Sunday.....	2-0		4-1
Playing on Monday.....	1-0		2-0
Playing on Tuesday.....	0-0		1-0
Playing on Wednesday.....	0-0		1-0
Playing on Thursday.....	1-0		2-0
Playing on Friday .....	0-0		0-0
Playing on Saturday.....	0-0		0-0
Margin is less than 5 pts. ....	0-0		0-0
Margin is between 5-9.....	2-0		2-0
Margin is between 10-19.....	1-0		1-1
Margin is between 20-29.....	1-0		2-0
Margin is between 30-39.....	0-0		1-0
Margin is between 40-49.....	0-0		2-0
Margin is 50 pts. or more.....	0-0		2-0
Having a 20-pt. scorer.....	3-0		6-0
Having a 30-pt. scorer.....	2-0		2-0
Scoring 49 points or less.....	0-0		0-0
Scoring 50-59 points.....	0-0		0-0
Scoring 60-69 points.....	1-0		1-1
Scoring 70-79 points.....	1-0		3-0
Scoring 80-89 points.....	1-0		2-0
Scoring 90-99 points.....	1-0		4-0
Scoring 100 points or more.....	0-0		0-0

## 2016-17 Team High/Low

South Carolina Highs	South Carolina Lows	Category	Opponent Lows	Opponent Highs
98 vs. Minnesota, 12/11	63 at Duke, 12/4	<b>Points in Game</b>	30, at Savannah St., 12/21	80, at Ohio State, 11/14
64 (1st) vs. Saint Peter's, 11/22	26 (1st) vs. UCLA, 12/18	<b>Points in a Half</b>	12 (1st), at Savannah St., 12/21 12 (2nd), Hampton, 11/20	41 (2nd), at Ohio State, 11/14
37 (1st) vs. Saint Peter's, 11/22	6 (1st) vs. UCLA, 12/18	<b>Points in a Quarter</b>	4 (4th), Saint Peter's, 11/22 4 (4th), Hampton, 11/20	22 (2nd), at Duke, 12/4
38 vs. Minnesota, 12/11	22 vs. UCLA, 12/18 22 at Texas, 12/1	<b>Field Goals Made</b>	11, at Savannah St., 12/21	30, at Duke, 12/4
72 vs. Minnesota, 12/11	52 at Texas, 12/1	<b>Field Goal Attempts</b>	51, at Savannah St., 12/21	78, UCLA, 12/18
.561 (37-66) vs. Saint Peter's, 11/22	.333 (22-66) vs. UCLA, 12/18	<b>FG Percentage</b>	.216 (11-51), at Sav. St., 12/21	.500 (30-60), at Duke, 12/4
16 vs. Minnesota, 12/11	1 vs. UCLA, 12/18	<b>3-Point FG Made</b>	2, Clemson, 12/15	10, Minnesota, 12/11
33 vs. Minnesota, 12/11	3 vs. UCLA, 12/18	<b>3-Point FG Attempts</b>	11, Clemson, 12/15	27, UCLA, 12/18
.485 (16-33) vs. Minnesota, 12/11	.154 (2-13) at Savannah St., 12/21	<b>3-Point FG Percentage</b>	.148 (4-27), UCLA, 12/18	.417 (5-12), at Duke, 12/4
30 at Texas, 12/1	6 vs. Minnesota, 12/11	<b>Free Throws Made</b>	2, Saint Peter's, 11/22	17, Clemson, 12/15 17, at Ohio State, 11/14
41 at Ohio State, 11/14	10 vs. Minnesota, 12/11	<b>Free Throw Attempts</b>	2, Saint Peter's, 11/22	24, at Ohio State, 11/14
.800 (28-35) vs. Hampton, 11/20	.500 (8-16) at Savannah St., 12/21	<b>FT Percentage</b>	.500 (7-14), at Texas, 12/1	1.00 (5-5), at Sav. St., 12/21
54 vs. UCLA, 12/18	42 vs. Maine, 11/21	<b>Rebounds</b>	24, Saint Peter's, 11/22	47, UCLA, 12/18
29 vs. Minnesota, 12/11	5 at Texas, 12/1	<b>Assists</b>	3, at Savannah St., 12/21	14, vs. Louisville, 11/27
17 vs. Saint Peter's, 11/22	4 vs. UCLA, 12/18	<b>Steals</b>	2, at Ohio State, 11/14	14, at Duke, 12/4
11 vs. Clemson, 12/15	3 at Duke, 12/4	<b>Blocked Shots</b>	1, at Savannah St., 12/21 1, Saint Peter's, 11/22	9, at Texas, 12/1
19 at Duke, 12/4	9 vs. Hampton, 11/20	<b>Turnovers</b>	9, UCLA, 12/18	24, Hampton, 11/20
22 at Ohio State, 11/14	4 vs. Saint Peter's, 11/22	<b>Fouls</b>	9, at Savannah St., 12/21	29, at Texas, 12/1 29, at Ohio State, 11/14

## 2016-17 Individual Superlatives

Category	South Carolina	Opponent
<b>Points in Game</b>	37 by Kaela Davis at Ohio State, 11/14	29 by Rebecca Greenwell, at Duke, 12/4
<b>Points in a Half</b>	22 (2nd) by Kaela Davis at Ohio State, 11/14	18 (2nd) by Rebecca Greenwell, at Duke, 12/4
<b>Points in a Quarter</b>	14 (2nd) by Kaela Davis vs. Minnesota, 12/11	11 (4th) by Rebecca Greenwell, at Duke, 12/4
<b>Field Goals Made</b>	12 by A'ja Wilson at Texas, 12/1 12 by Alaina Coates vs. Hampton, 11/20	9 by Rebecca Greenwell, at Duke, 12/4 9 by Kelsey Mitchell, at Ohio State, 11/14
<b>Field Goal Attempts</b>	21 by Kaela Davis at Ohio State, 11/14	20 by Jordin Canada, UCLA, 12/18 20 by Nelly Perry, Clemson, 12/15 20 by Kelsey Mitchell, at Ohio State, 11/14
<b>FG Percentage</b>	.889 (8-9) by Alaina Coates vs. Saint Peter's, 11/22	.700 (7-10) by Kelsey Lang, at Texas, 12/1
<b>3-Point FG Made</b>	6 by Kaela Davis vs. Minnesota, 12/11	4 Rebecca Greenwell, at Duke, 12/4
<b>3-Point FG Attempts</b>	10 by Kaela Davis vs. Minnesota, 12/11	11 by Kelsey Mitchell, at Ohio State, 11/14
<b>3-Point FG Percentage</b>	1.00 (4-4) by Kaela Davis vs. Saint Peter's, 11/22	.750 (3-4) by Julie Brosseau, Maine, 11/21
<b>Free Throws Made</b>	14 by A'ja Wilson vs. Hampton, 11/20	8 by Nelly Perry, Clemson, 12/15
<b>Free Throw Attempts</b>	16 by Kaela Davis at Ohio State, 11/14	11 by Nelly Perry, Clemson, 12/15
<b>FT Percentage</b>	1.00 (14-14) by A'ja Wilson vs. Hampton, 11/20	.875 (7-8) by Jaia Alexander, Clemson, 12/15 .875 (7-8) by Rebecca Greenwell, at Duke, 12/4
<b>Rebounds</b>	16 by Alaina Coates vs. Hampton, 11/20	22 by Monique Billings, UCLA, 12/18
<b>Assists</b>	7 by Allisha Gray, vs. Minnesota, 12/11	5 by Malia Tate-DeFreitas, Hampton, 11/20
<b>Steals</b>	5 by Allisha Gray at Savannah State, 12/21 5 by Bianca Cuevas-Moore vs. Saint Peter's, 11/22	5 by Leaonna Odom, at Duke, 12/4
<b>Blocked Shots</b>	4 by Alaina Coates vs. Clemson, 12/15 4 by Alaina Coates vs. Minnesota, 12/11 4 by A'ja Wilson at Texas, 12/1 4 by A'ja Wilson vs. Maine, 11/21	6 by Kelsey Lang, at Texas, 12/1
<b>Turnovers</b>	5 by Kaela Davis at Texas, 12/2 5 by A'ja Wilson vs. Louisville, 11/27 5 by Kaela Davis at Ohio State, 11/14 5 by Mikiah Herbert Harrigan at Ohio State, 11/14	6 by Kenyata Hendrix, at Savannah State, 12/21 6 by Lexie Brown, at Duke, 12/4 6 by Stephanie Mavunga, at Ohio State, 11/14

## Gamecock Career Highs

### Araion Bradshaw

**Pts** 3, 2x, last vs. Minnesota, 12/11/16  
**FG** 1, 3x, last at Savannah State, 12/21/16  
**FGA** 4 at Savannah State, 12/21/16  
**FG %** .333 (1-3) vs. Minnesota, 12/11/16  
**3FG** 1, 2x, last vs. Minnesota, 12/11/16  
**3FGA** 2, 2x, last at Savannah State, 12/21/16  
**Reb** 2 vs. Minnesota, 12/11/16  
**Stl** 2 vs. Hampton, 11/20/16  
**Asst** 2 vs. Minnesota, 12/11/16  
**Min** 15, 2x, last at Savannah State, 12/21/16

### Doniyah Cliney

**Pts** 10 vs. Florida, 2/11/16  
**FG** 3, 3x, last vs. Minnesota, 12/11/16  
**FGA** 5, 2x, last vs. Minnesota, 12/11/16  
**FG %** .750 (3-4) vs. Kentucky, 2/4/16  
**3FG** 1, 5x, last vs. Saint Peter's, 11/22/16  
**3FGA** 2, 4x, last vs. Georgia, 2/18/16  
**FT** 4 vs. UCLA, 12/18/16  
**FTA** 6, 2x, last vs. UCLA, 12/18/16  
**FT %** 1.000 (2-2) vs. Maine, 11/21/16  
**Reb** 9 vs. Clemson, 12/15/16  
**Off Reb** 4 vs. Minnesota, 12/11/16  
**Stl** 3 vs. Georgia, 2/18/16  
**Asst** 4 vs. Maine, 11/21/16  
**Min** 30 vs. Minnesota, 12/11/16

### Alaina Coates

**Pts** 29 vs. Winthrop, 12/13/15  
**FG** 13 vs. Winthrop, 12/13/15  
**FGA** 16, 2x, last vs. Hampton, 11/20/16  
**FG %** 1.000 (7-7) vs. SC St, 12/22/13  
**FT** 11 at San Diego St., 11/23/13  
**FTA** 15 at San Diego St., 11/23/13  
**FT %** 1.000 (10-10) vs. North Carolina, 3/27/15  
**Reb** 18 at Alabama, 2/22/16  
**Off Reb** 8 vs. Auburn, 3/4/16  
**Def Reb** 13, 3x, last vs. Maine, 11/21/16  
**Blk** 10 vs. Winthrop, 12/13/15  
**Stl** 4, 2x, last vs. Louisville, 11/27/16  
**Asst** 6 at Texas A&M, 1/31/16  
**Min** 38 at Texas A&M, 1/31/16

### Bianca Cuevas-Moore

**Pts** 21 at Ole Miss, 2/1/15  
**FG** 8 vs. CSUB, 11/28/15  
**FGA** 14, 2x, last vs. UCLA, 12/18/16  
**FG %** .833 (5-6) at Hampton, 12/17/14  
**3FG** 3 vs. Kentucky, 3/5/16  
**3FGA** 7 at Duke, 12/4/16  
**3FG %** .667 (2-3) at Hampton, 12/17/14  
**FT** 9 at Ole Miss, 2/1/15  
**FTA** 11 at Ole Miss, 2/1/15  
**FT %** 1.000 (5-5) vs. Syracuse, 3/22/15  
**Reb** 6 at Alabama, 2/22/16  
**Off Reb** 3 vs. Alabama, 1/29/15  
**Blk** 2, 2x, last vs. UConn, 2/8/16  
**Stl** 5, 2x, last vs. Saint Peter's, 11/22/16  
**Asst** 6 vs. CSUB, 11/28/15  
**Min** 29 at Hawaii, 11/29/15

### Kaela Davis

**Pts** 37 at Ohio State, 11/14/16  
**FG** 10 at Ohio State, 11/14/16  
**FGA** 21 at Ohio State, 11/14/16  
**FG %** .714 (5-7) vs. Saint Peter's, 11/22/16  
**3FG** 6 vs. Minnesota, 12/11/16  
**3FGA** 10 vs. Minnesota, 12/11/16  
**3FG %** 1.000 (4-4) vs. Saint Peter's, 11/22/16  
**FT** 13 at Ohio State, 11/14/16  
**FTA** 16 at Ohio State, 11/14/16  
**FT %** 1.000 (4-4) at Texas, 12/1/16  
**Reb** 10 at Ohio State, 11/14/16  
**Off Reb** 3, 2x, last vs. Minnesota, 12/11/16  
**Stl** 3 at Ohio State, 11/14/16  
**Asst** 5, 2x, last vs. Hampton, 11/20/16  
**Min** 36 at Ohio State, 11/14/16

### Tiffany Davis

**Pts** 11 vs. Ole Miss, 1/30/14  
**FG** 3 vs. Savannah State, 12/28/13  
**FGA** 6 vs. SC State, 12/22/13  
**FG %** 1.000 (3-3) vs. Savannah State, 12/28/13  
**3FG** 2, 3x, last vs. Ole Miss, 1/30/14  
**3FGA** 5 vs. Winthrop, 12/20/13  
**3FG %** 1.000 (2-2), 3x, last vs. Ole Miss, 1/30/14  
**FT** 4 at Tennessee, 3/2/14  
**FTA** 4 at Tennessee, 3/2/14  
**FT %** 1.000 (4-4) at Tennessee, 3/2/14  
**Reb** 6 at Arkansas, 1/2/14  
**Off Reb** 2 vs. Arkansas, 1/2/14  
**Stl** 5 vs. Elon, 11/9/12  
**Asst** 3, 4x, last vs. SC State, 12/22/13  
**Min** 30 at Arkansas, 1/2/14

### Allisha Gray

**Pts** 24 at Ohio State, 11/14/16  
**FG** 10 at Ohio State, 11/14/16  
**FGA** 18 at Ohio State, 11/14/16  
**FG %** .600 (6-10) at Savannah State, 12/21/16  
**3FG** 4 vs. Minnesota, 12/11/16  
**3FGA** 10 vs. Minnesota, 12/11/16  
**3FG %** .400 (4-10) vs. Minnesota, 12/11/16  
**FT** 6 vs. Hampton, 11/20/16  
**FTA** 7 vs. Hampton, 11/20/16  
**FT %** 1.000 (4-4) at Texas, 12/1/16  
**Reb** 8 vs. Saint Peter's, 11/22/16  
**Off Reb** 4 at Duke, 12/4/16  
**Blk** 2, 2x, last at Savannah State, 12/21/16  
**Stl** 5 at Savannah State, 12/21/16  
**Asst** 7 vs. Minnesota, 12/11/16  
**Min** 38 at Ohio State, 11/14/16

### Tyasha Harris

**Pts** 10, 2x, last at Savannah State, 12/21/16  
**FG** 5 at Savannah State, 12/21/16  
**FGA** 9 at Savannah State, 12/21/16  
**FG %** .600 (3-5), 2x, last vs. Minnesota, 12/11/16  
**3FG** 3 vs. Minnesota, 12/11/16  
**3FGA** 4, 2x, last vs. Minnesota, 12/11/16  
**3FG %** .750 (3-4) vs. Minnesota, 12/11/16  
**FT** 6 at Texas, 12/1/16  
**FTA** 8 at Texas, 12/1/16  
**FT %** .750 (6-8) at Texas, 12/1/16  
**Reb** 5 at Savannah State, 12/21/16  
**Stl** 3 at Texas, 12/1/16  
**Asst** 6, 2x, last vs. Minnesota, 12/11/16  
**Min** 30 at Texas, 12/1/16

### Mikiah Herbert Harrigan

**Pts** 13 vs. Maine, 11/21/16  
**FG** 5 vs. Maine, 11/21/16  
**FGA** 11 vs. Saint Peter's, 11/22/16  
**FG %** .625 (5-8) vs. Maine, 11/21/16  
**3FGA** 2 vs. Saint Peter's, 11/22/16  
**FT** 5 vs. Louisville, 11/27/16  
**FTA** 5, 2x, last vs. Louisville, 11/27/16  
**FT %** 1.000 (5-5) vs. Louisville, 11/27/16  
**Reb** 8 vs. Maine, 11/21/16  
**Off Reb** 4 vs. Hampton, 11/20/16  
**Def Reb** 6 vs. Maine, 11/21/16  
**Blk** 3, 2x, last at Savannah State, 12/21/16  
**Stl** 2 vs. Saint Peter's, 11/22/16  
**Asst** 2, 4x, vs. Minnesota, 12/11/16  
**Min** 25 vs. Saint Peter's, 11/22/16

### Victoria Patrick

**Pts** 4, 2x, last at Savannah State, 12/21/16  
**FG** 1, 5x, last at Savannah State, 12/21/16  
**FGA** 5 vs. Hampton, 11/20/16  
**3FG** 1, 5x, last at Savannah State, 12/21/16  
**3FGA** 4, 2x, last at Savannah State, 12/21/16  
**FT** 1, 2x, last at Savannah State, 12/21/16  
**FTA** 3 at Savannah State, 12/21/16  
**Reb** 2, 2x, last at Savannah State, 12/21/16  
**Off Reb** 1, 2x, last vs. Maine, 11/21/16  
**Stl** 2 vs. Saint Peter's, 11/22/16  
**Asst** 2 at Savannah State, 12/21/16  
**Min** 15, 2x, last at Savannah State, 12/21/16

### A'ja Wilson

**Pts** 31 at Texas, 12/1/16  
**FG** 12 at Texas, 12/1/16  
**FGA** 19, 2x, last vs. Texas A&M, 1/17/16  
**FG %** .875 (7-8) vs. Maine, 11/21/16  
**FT** 14 vs. Hampton, 11/20/16  
**FTA** 15 vs. LSU, 2/12/15  
**FT %** 1.000 (14-14) vs. Hampton, 11/20/16  
**Reb** 19 at Kentucky, 3/1/15  
**Off Reb** 7 at Alabama, 2/22/16  
**Def Reb** 14 at Kentucky, 3/1/15  
**Blk** 8, 2x, last vs. Texas A&M, 1/17/16  
**Stl** 4 vs. Syracuse, 3/25/16  
**Asst** 5 vs. Louisville, 11/27/16  
**Min** 39 at Texas A&M, 1/31/16

## The Last Time...

### Individual

#### Scored 50 Points

**South Carolina** 51, Jocelyn Penn vs. Stetson, 1/4/03  
**Opponent** Never

#### Scored 40 Points

**South Carolina** 51, Jocelyn Penn vs. Stetson, 1/4/03  
**Opponent** 46, Cornelia Gayden, LSU, 1/14/95

#### Scored 30 Points

**South Carolina** 31, A'ja Wilson, at Texas, 12/1/16  
**Opponent** 36, Kelsey Mitchell, Ohio State, 11/13/15

#### Grabbed 20 Rebounds

**South Carolina** 25, Kelsey Bone vs. Boston University, 12/28/09  
**Opponent** 22, Monique Billings, UCLA, 12/18/16

#### Grabbed 15 Rebounds

**South Carolina** 16, Alaina Coates vs. Hampton, 11/20/16  
**Opponent** 22, Monique Billings, UCLA, 12/18/16

#### Two Players with 20 or More Points

**South Carolina** Alaina Coates 28/A'ja Wilson 20 vs. Hampton, 11/20/16  
**Opponent** Kelsey Mitchell 36/Ameryst Alston 23, Ohio State, 11/13/15

#### Two Players with 10 or More Rebounds

**South Carolina** Alaina Coates 14 / A'ja Wilson 13 vs. UCLA, 12/18/16  
**Opponent** Breanna Stewart 10/Gabby Williams 10, UConn, 2/8/16

#### Had 10 Assists

**South Carolina** 10, Tina Roy vs. Savannah State, 12/14/14  
**Opponent** 11, Marneshia Richard, Mississippi State, 1/21/07

#### Had Five Steals

**South Carolina** 5, Allisha Gray at Savannah State, 12/21/16  
**Opponent** 5, Leaonna Odom, at Duke, 12/4/16

#### Had Five Blocked Shots

**South Carolina** 5, A'ja Wilson at Ole Miss, 2/25/16  
**Opponent** 6, Kelsey Lang, at Texas, 12/1/16

#### Had a Double-Double

**South Carolina** Alaina Coates (20 pts/14 rebs)/A'ja Wilson (13 pts/13 rebs) vs. UCLA, 12/18/16  
**Opponent** Monique Billings (12 pts/22 rebs), UCLA, 12/18/16

#### Two Players had a Double-Double

**South Carolina** Alaina Coates (20 pts/14 rebs)/A'ja Wilson (13 pts/13 rebs) vs. UCLA, 12/18/16  
**Opponent** Sheila Boykin (12 pts/12 rebs)/Danielle Ballard (16 pts/12 rebs), LSU, 2/12/15

#### Three Players had a Double-Double

**South Carolina** Ashley Bruner (16 pts/12 rebs)/Aleighsa Welch (16 pts/ 11 rebs)/Elem Ibiam (12 pts/10 rebs) vs. Kansas, 3/25/13  
**Opponent** Merlakia Jones (26 pts/10 rebs)/Takilya Davis (19 pts/13 rebs)/DeLisha Milton (14 pts/15 rebs), at Florida, 2/20/94

#### Had a Triple-Double

**South Carolina** Alaina Coates (29 pts/16 rebs/10 blks) vs. Winthrop, 12/13/15  
**Opponent** Never

### Team

#### Scored 100 Points

**South Carolina** 102 at Alabama, 1/8/15  
**Opponent** 103, Clemson, 11/21/03

#### Won by 30 or More Points

**South Carolina** 70-30 (40) at Savannah State, 12/21/16  
**Opponent** 66-34 (32), Georgia, 3/4/11

#### Shot 65% or Better from the Field

**South Carolina** .652 (45-69) vs. East Tennessee State, 12/19/00  
**Opponent** Never

#### Shot 60% or Better from the Field

**South Carolina** .612 (30-49) vs. Florida State, 3/29/15  
**Opponent** .604 (29-48), Vanderbilt, 1/18/01

#### Shot 50% or Better from the Field

**South Carolina** .528 (38-72) vs. Minnesota, 12/11/16  
**Opponent** .500 (30-60) at Duke, 12/4/16

#### No Players in Double-Figure Points

**South Carolina** at Auburn, 1/19/12  
**Opponent** Arkansas, 1/3/16

#### Five Players in Double-Figure Points

**South Carolina** vs. Louisville, 11/27/16  
**Opponent** Arkansas, 2/14/10

#### More Than Five Players in Double-Figure Points

**South Carolina** 6 vs. Syracuse, 3/22/15  
**Opponent** 6 at Georgia, 2/13/03

#### Faced AP Top-25 Opponent

**Win** 66-57 vs. No. 9 UCLA, 12/18/16  
**Loss** 72-80 vs. No. 14 Syracuse, 3/25/16

#### Faced AP Top-10 Opponent

**Win** 66-57 vs. No. 9 UCLA, 12/18/16  
**Loss** 87-62 at No. 2 UConn, 2/9/15

#### Faced AP Top-5 Opponent

**Win** 83-59 vs. No. 4 Louisville, 11/27/16  
**Loss** 87-62 at No. 2 UConn, 2/9/15

#### Faced AP No. 1 Team

**Win** Never  
**Loss** 54-66 vs. No. 1 UConn, 2/8/16

#### Overtime Game

**Win** 58-55 vs. Drexel, 11/28/12  
**Loss** 65-57 at Texas A&M, 1/16/14

#### Double-Overtime Game

**Win** 92-91 at Florida State, 2/4/91  
**Loss** 92-94 at Clemson, 11/19/09

#### South Carolina Was Ranked (AP Poll)

**No. 1** 2/9/15  
**Top 5** No. 3, 11/28/16  
**Top 10** No. 6, 12/26/16  
**Top 25** No. 13, 12/30/13

# Staley Era Team Records

*Italics indicates set in 2016-17*

## Scoring

Most	Points
1. vs. Savannah State, 12/14/14	111
2. at Alabama, 1/8/15	102
3. vs. Clemson, 11/20/14	99
vs. Ole Miss, 1/30/14	99
vs. Charleston Southern, 11/9/13	99

Fewest	Points
1. at Stanford, 11/26/10	32
2. vs. Georgia, 3/4/11	34
3. vs. Mississippi State, 3/5/09	39
4. at Georgia, 1/13/13	40
5. at Mississippi State, 2/26/09	41

Fewest Allowed	Points
1. vs. South Carolina State, 12/14/11	21
2. vs. Presbyterian, 11/27/11	24
3. vs. NC Central, 12/1/14	26
vs. SC State, 12/22/13	26
5. vs. NC Central, 12/2/13	27

Most Allowed	Points
1. at Clemson, 11/19/09	94
2. vs. North Carolina, 12/20/09	93
3. at Connecticut, 2/9/15	87
4. vs. Xavier, 11/12/10	84
5. at Tennessee, 2/17/11	82
at Florida, 2/22/09	82

## Margin of Outcome

Victory	Score	Margin
1. vs. Charleston Southern, 11/8/13	99-29	+70
2. vs. NC Central, 12/1/14	90-26	+64
3. vs. Savannah State, 12/14/14	111-49	+62
4. vs. Clemson, 11/20/14	99-41	+58
5. vs. <i>Saint Peter's</i> , 11/22/16	93-38	+55

Defeat	Score	Margin
1. at Stanford, 11/26/10	32-70	-38
2. vs. Georgia, 3/4/11	34-66	-32
3. vs. Stanford, 12/19/08	47-78	-31
4. at Penn State, 11/21/10	48-78	-30
5. vs. Connecticut, 12/28/08	48-77	-29

## Field Goals

Made	FGM
1. vs. Charleston Southern, 11/8/13	39
2. vs. <i>Minnesota</i> , 12/11/16	38
vs. Savannah State, 12/14/14	38
vs. Clemson, 11/20/14	38
5. vs. <i>Saint Peter's</i> , 11/22/16	37
vs. Kentucky, 3/5/16	37
at Alabama, 1/8/15	37
vs. Central Michigan, 12/20/14	37

Attempts	FGA
1. vs. Penn State, 11/20/11	76
2. at Clemson, 11/19/09	74
3. vs. Tennessee, 1/20/11	73
4. vs. <i>Minnesota</i> , 12/11/16	72
vs. Central Michigan, 12/20/14	72
vs. Clemson, 11/20/14	72
vs. Kansas, 3/25/13	72

Highest Percentage (Min. 40 FGA)	FGM-A	Pct
1. vs. Savannah State, 3/20/15	34-53	.642
2. at Alabama, 1/8/15	37-58	.638
3. vs. Florida State, 3/29/15	30-49	.612
4. vs. Charleston Southern, 11/14/13	39-64	.609
5. vs. Ole Miss, 1/30/14	31-51	.608

Lowest Percentage (Min. 40 FGA)	FGM-A	Pct
1. at Stanford, 11/26/10	12-55	.218
2. vs. Georgia, 3/4/11	12-52	.231
3. at Florida, 1/20/13	15-64	.234
4. at Kentucky, 2/5/09	13-55	.236
5. at Georgia, 1/2/11	13-54	.241

Lowest %age Allowed (Min. 40 FGA)	FGM-A	Pct
1. vs. South Carolina State, 12/14/11	6-48	.125
2. vs. NC Central, 12/2/13	8-50	.160
3. vs. Charleston Southern, 11/8/13	10-54	.185
4. vs. Arkansas, 3/6/15	11-57	.193
vs. Hampton, 11/22/12	11-57	.193

Highest %age Allowed (Min. 40 FGA)	FGM-A	Pct
1. vs. Connecticut, 12/28/08	35-62	.565
vs. Florida, 1/9/11	26-46	.565
3. vs. Xavier, 11/12/10	34-61	.557
4. at Connecticut, 2/9/15	31-56	.554
5. at Kentucky, 1/13/11	30-55	.545

## 3-Point Field Goals

Made	3FGM
1. vs. <i>Minnesota</i> , 12/11/16	16
2. vs. Kentucky, 3/5/16	12
3. vs. Arkansas, 1/3/16	11
at Alabama, 1/8/15	11
5. vs. <i>Saint Peter's</i> , 11/22/16	10
vs. LSU, 2/28/16	10
at Vanderbilt, 1/7/16	10

Attempts	3FGA
1. vs. <i>Minnesota</i> , 12/11/16	33
2. vs. Syracuse, 3/25/16	32
3. vs. Penn State, 11/20/11	29
4. vs. College of Charleston, 11/14/13	28
vs. North Carolina, 12/19/10	28

Percentage (Min. 5 3FGA)	3FGM-A	Pct
1. vs. Oregon State, 3/25/14	4-6	.667
vs. Ole Miss, 1/30/14	4-6	.667
vs. Savannah State, 12/28/13	4-6	.667
vs. Western Carolina, 12/29/12	6-9	.667
at Alabama, 1/10/10	8-12	.667
vs. Charlotte, 12/21/08	8-12	.667

## Free Throws

Made	FTM
1. vs. Savannah State, 12/14/14	34
vs. Oregon State, 3/25/14	34
3. vs. Missouri, 1/10/16	32
vs. Ole Miss, 1/30/14	32
at Mississippi State, 1/6/12	32

Attempts	FTA
1. at Mississippi State, 1/6/13	50
2. vs. Savannah State, 12/28/13	48
3. vs. Savannah State, 12/14/14	47
4. vs. Missouri, 2/2/14	46
5. vs. Seton Hall, 11/17/13	44
vs. South Carolina State, 12/21/12	44

Percentage (Min. 10 FTA)	FTM-A	Pct
1. vs. Alabama, 1/19/14	10-11	.909
2. vs. Auburn, 1/2/09	23-26	.885
3. at UCLA, 11/22/15	14-16	.875
vs. San Diego State, 11/28/09	14-16	.875
4. at Mississippi State, 2/6/14	20-23	.870

## Rebounding

Total	Rebs
1. vs. College of Charleston, 11/14/13	62
2. at Florida, 1/20/13	59
3. at Alabama, 2/22/16	58
4. vs. Hampton, 11/22/12	57
5. vs. Savannah State, 12/14/14	56

Margin	Rebs	Margin
1. vs. Savannah State, 12/14/14	56-21	+35
2. vs. Hampton, 12/16/15	52-19	+33
3. at Alabama, 2/7/13	53-24	+29
4. at Alabama, 2/22/16	58-31	+28
vs. Hampton, 12/17/14	48-21	+27

Offensive	Off. Rebs
1. vs. Elon, 11/9/12	29
2. vs. College of Charleston, 11/23/11	27
3. vs. Kansas, 3/25/13	26
at Florida, 1/20/13	26
5. vs. Savannah State, 11/15/12	25
vs. Penn State, 11/20/11	25
at Penn State, 11/21/10	25

## Turnovers

Fewest	TOs
1. at Tennessee, 2/2/12	4
2. vs. CSU Bakersfield, 11/28/15	5
at Clemson, 11/18/15	5
vs. Syracuse, 11/28/14	5
vs. Tennessee, 2/23/15	5
at Missouri, 2/28/13	5
vs. Georgia, 3/2/12	5
vs. Ole Miss, 3/3/11	5

Most	TOs
1. at Wake Forest, 12/3/08	32
2. at Ole Miss, 2/25/16	29
vs. Hampton, 11/22/12	29
vs. Kentucky, 1/15/12	29
4. at Kentucky, 1/13/11	28

## Assists

1. vs. <i>Minnesota</i> , 12/11/16	29
2. vs. NC Central, 12/1/14	26
3. vs. Winthrop, 12/13/15	25
vs. UNCG, 11/15/15	25
vs. San Diego State, 11/23/14	25
vs. Clemson, 11/20/14	25
vs. Alabama, 1/19/14	25
vs. Charleston Southern, 11/8/13	25

## Steals

1. vs. NC Central, 12/1/14	21
vs. Furman, 12/11/11	21
3. vs. San Diego State, 11/23/14	18
4. vs. <i>Saint Peter's</i> , 11/22/16	17
vs. Charleston Southern, 11/8/13	17

## Blocked Shots

1. vs. Winthrop, 12/13/15	16
2. vs. Arkansas, 3/6/15	15
3. at Mississippi State, 2/6/14	14
vs. Kentucky, 1/9/14	14
5. at Kentucky, 3/1/15	12
vs. Charleston Southern, 11/8/13	12



# Dawn Staley

## Head Coach

### 9th Season at South Carolina Virginia, 1992

When three-time Olympic gold medalist Dawn Staley took the reins of the University of South Carolina women's basketball program on May 10, 2008, the Gamecocks' stature immediately rose not just in the Southeastern Conference but on the national stage as well. Building on a foundation of hard work, defensive effort and a "team first" mentality, South Carolina began to realize those expectations in 2011-12, and the program has continued to thrive as one of seven in the nation to be ranked in every Associated Press Top 25 poll since the start of the 2013-14 season. The Gamecocks boast five straight 25-win seasons, which include three SEC regular-season championships (2014, 2015, 2016), two SEC Tournament titles (2015, 2016), an NCAA Final Four appearance (2015) and three other Sweet 16 seasons (2012, 2014, 2016), the program's first ever No. 1 national ranking and a school-record 34 wins in 2014-15. Staley's success has united every demographic in the state of South Carolina as the Gamecocks' fan base tripled over a span of three seasons, and twice led the nation in home attendance (2014-15, 2015-16).

While her coaching career is blossoming, Staley is still recognized for her body of work as a one of the most decorated participants in United States women's basketball history. The Naismith Memorial Basketball Hall of Fame solidified her legacy with her enshrinement as part of the Class of 2013. The Phoenix Club of Philadelphia established the Dawn Staley Award recognizing the nation's top guard in women's Division I basketball in 2013 as well. Staley was inducted into the Women's Basketball Hall of Fame as part of the Class of 2012 and was one of the final nominees for induction to the U.S. Olympic Hall of Fame the same year. In the summer of 2011, the WNBA recognized her as one of the league's "Top 15," honoring the most influential players in the league's history.

Now in her 17th season as a head coach, Staley has amassed a 370-157 (.702) record, including her 198-77 (.720) slate in her ninth season at South Carolina. She has led her teams to seven 25-win seasons, a total of 13 postseason appearances (two WNIT) and 58 weeks in the Associated Press top 10, including 12 in the No. 1 spot. Also a force in USA Basketball, she has been the head coach of three gold medal teams – 2015 FIBA U19 World Championships, 2014 FIBA U18 Americas Championship, 2007 Pan Am Games – and served as an assistant on the Senior National Team 2006-08 and again from 2014 to present, helping the team to gold medals in the 2014 FIBA World Championship and the 2008 and 2016 Olympic Games.

At the helm of the Gamecocks over the last eight seasons, Staley has been named National Coach of the Year (2014, Basketball Times), a Naismith National Coach of the Year Finalist (2014, 2015, 2016), SEC Coach of the Year (2014, Coaches and AP; 2015, Coaches; 2016, Coaches and AP) and BCA Female Coach of the Year (2012). Under Staley's leadership, four Gamecocks have collected eight All-America selections, two have picked up three SEC Player of the Year honors, two have earned SEC Defensive Player of the Year recognition, one has been the SEC 6th Player of the Year and three were named SEC Freshman of the Year. She has coached 10 Gamecocks who earned All-SEC honors a combined 19 times, including nine first-team selections, and two Gamecocks have been selected in the WNBA Draft in the last two seasons, including 2016 selection Tiffany Mitchell who became the third first-round selection for South Carolina.

### Coaching Highlights

#### College

- 11 NCAA Tournament Appearances (5 at South Carolina)
- 11 20-Win Seasons (5 at South Carolina)
- 4 Regular-Season Conference Titles (SEC 2014, 2015, 2016; A-10 2008)
- 6 Conference Tournament Titles (SEC 2015, 2016; A-10 2002, 2004, 2005, 2006)
- 3-time Naismith National Coach of the Year Finalist (2014, 2015, 2016)
- Basketball Times National Coach of the Year (2014)
- 4-time WBCA Region Coach of the Year (Region 3 2014, 2015, 2016; Region 1 2005)
- Five-time Conference Coach of the Year (SEC 2014, 2015, 2016; A-10 2004, 2005)

#### USA Basketball

- Senior National Team Asst. Coach (2006-08, 2014-16) – Rio Olympics gold medal (2016), FIBA World Championship gold medal (2014), Beijing Olympics gold medal (2008), FIBA Americas Championship gold medal (2007), FIBA World Championship bronze medal (2006)
- U19 National Team Head Coach – FIBA U19 World Championship gold medal (2015)
- U18 National Team Head Coach – FIBA U18 Americas Championship gold medal (2014)
- Pan Am Games Head Coach – Gold medal (2007)

### Playing Highlights

#### U.S. Professional – 11 seasons

- Five-time WNBA All-Star (2001, 2002, 2003, 2005, 2006)
- Two-time ABL All-Star (1997, 1998)
- WNBA All-Decade Team

#### USA Basketball

- Olympic gold medalist (1996, 2000, 2004)
- Flag bearer for U.S. in Olympic Games Opening Ceremony (2004)
- Two-time USA Basketball Female Athlete of the Year (1994, 2004)

#### College – Virginia (1989-92)

- Kodak All-America (1990, 1991, 1992)
- Honda-Broderick Cup Award for Collegiate Female Athlete of the Year (1991)
- Two-time ACC Player of the Year (1991, 1992)
- NCAA Tournament MOP (1991)

### Other Notables

- Naismith Memorial Basketball Hall of Fame, Class of 2013
- Order of the Palmetto Recipient (2013)
- Women's Basketball Hall of Fame, Class of 2012

### Year-by-Year Coaching Record

Year	School	Record	Conf. Rec.	Conf. Finish	Postseason
2000-01	Temple	19-11	11-5	2nd East	WNIT
2001-02	Temple	20-11	12-4	2nd East	A-10 Tourn. Champ./NCAA 1st Round
2002-03	Temple	14-15	9-7	2nd East	
2003-04	Temple	21-10	14-2	1st East	A-10 Tourn. Champ./NCAA 1st Round
2004-05	Temple	28-4	16-0	1st East*	A-10 Tourn. Champ./NCAA 2nd Round
2005-06	Temple	24-8	12-4	3rd	A-10 Tourn. Champ./NCAA 1st Round
2006-07	Temple	25-8	13-1	2nd	NCAA 2nd Round
2007-08	Temple	21-13	12-2	T-1st	NCAA 1st Round
2008-09	South Carolina	10-18	2-12	11th	
2009-10	South Carolina	14-15	7-9	T-7th	
2010-11	South Carolina	18-15	8-8	T-5th	WNIT 2nd Round
2011-12	South Carolina	25-10	10-6	T-4th	NCAA Sweet 16
2012-13	South Carolina	25-8	11-5	T-4th	NCAA 2nd Round
2013-14	South Carolina	29-5	14-2	1st	NCAA Sweet 16
2014-15	South Carolina	34-3	15-1	T-1st	SEC Tourn. Champ./NCAA Final Four
2015-16	South Carolina	33-2	16-0	1st	SEC Tourn. Champ./NCAA Sweet 16
2016-17	South Carolina	10-1	—		
<b>Career</b>	<b>17th season</b>	<b>370-157</b>	<b>182-68</b>		
<b>At SC</b>	<b>9th season</b>	<b>198-77</b>	<b>83-43</b>		



# ARAION BRADSHAW

# #12

**5-6 • Fr. • G • Boston, Mass. • Tabor Academy**  
**Major: Civil Engineering**

### This Season's Highlights

- Played in eight of South Carolina's 11 games
- Matched her season high with 15 minutes at Savannah State (Dec. 21)

### Prior to South Carolina

- Ranked as the No. 32 recruit overall and No. 10 guard in the Class of 2016
- Helped high school to back-to-back finals in the NEPSAC Class A Tournament
- Earned NEPSAC Class A East All-Star honors as a senior

### Career Highs

**Pts** ..... 3, 2x, last vs. Minnesota, 12/11/16  
**Rebs**..... 2 vs. Minnesota, 12/11/16  
**3FGA**... 1, 2x, last vs. Minnesota, 12/11/16  
**Stls**..... 2 vs. Hampton, 11/20/16  
**Assts** ..... 2 vs. Minnesota, 12/11/16  
**Min.** 15, 2x, last at Savannah St., 12/21/16

### 2016-17 Game-by-Game Stats

Opponent	Date	GS	MIN	FG-A	3FG-A	FTA	Reb	A	TO	B	S	TP
at Ohio State	11/14	1	0-0	0-0	0-0	0	0	0	0	0	0	0
Hampton	11/20	10	0-0	0-0	0-0	1	1	0	0	2	0	0
Maine	11/21	9	0-1	0-0	0-0	0	1	1	0	0	0	0
Saint Peter's	11/22	15	1-1	1-1	0-0	0	1	1	0	0	3	0
vs. Louisville	11/27	4	0-1	0-0	0-0	0	0	0	0	0	0	0
at Texas	12/1											
at Duke	12/4											
Minnesota	12/11	12	1-3	1-2	0-0	2	2	2	0	1	3	0
Clemson	12/15	9	0-0	0-0	0-0	1	1	0	0	0	0	0
UCLA	12/18											
at Sav. State	12/21	15	1-4	0-2	0-0	1	1	0	0	1	2	0

### Career Stats at South Carolina

Year	GP	GS	Min	Avg	FG	FGA	Pct	3FG	FGA	Pct	FT	FTA	Pct	Off	Def	Tot	Avg	PF	FO	A	TO	Blk	Stl	Pts	Avg
2016-17	8	0	75	9.4	3	10	.300	2	5	.400	0	0	—	2	3	5	0.6	7	0	7	4	0	4	8	1.0



# DONIYAH CLINEY

# #4

**6-0 • So. • G • Newark, N.J. • Shabazz**  
**Major: Sociology**

### This Season's Highlights

- Played in every game with one start
- Has averaged 7.0 rebounds over her last four contests
- Led team in rebounding twice – Saint Peter's, at Savannah St.
- Slowed down #9/9 UCLA's backcourt attack (Dec. 18) and netted the final four points of the second quarter to even the score and give the Gamecocks momentum heading into halftime
- Made an impact on the glass against Clemson (Dec. 15), grabbing a career-best nine boards, including three offensive ... netted a season-high seven points and came up with a steal and layup in transition to cap a pivotal 12-2 Gamecock run in the third quarter that put Carolina in control
- Matched a career high with eight rebounds against Minnesota (Dec. 11) after earning her first start of the season
- Was solid defensively in 20 minutes off the bench against #4/4 Louisville (Nov. 27)
- Tied for team lead in rebounds with eight against Saint Peter's (Nov. 22)

### Career Summary

- Played in 20 games last season, including three starts
- Swiped three steals to pace strong team defensive effort against Georgia (Feb. 18)
- Posted first career double-digit scoring game in first career start against #16/19 Florida (Feb. 11)
- Made her South Carolina debut at Vanderbilt (Jan. 7) after missing early season with hand injury

### Miscellaneous

	Season	Career
<b>10+ Points</b>	0	1
<b>Tm-High Rebs</b>	2	2
<b>Tm-High Assists</b>	1	1

### Career Highs

<b>Pts</b> .....	10 vs. Florida, 2/11/16
<b>Rebs</b> .....	9 vs. Clemson, 12/15/16
<b>3FG</b> ...	1, 5x, last vs. Saint Peter's, 11/22/16
<b>Sdls</b> .....	3 vs. Georgia, 2/18/16
<b>Assts</b> .....	4 vs. Maine, 11/21/16
<b>Min</b> .....	30 vs. Minnesota, 12/11/16

### Season Highs

<b>Pts</b> .....	7 vs. Clemson, 12/15
<b>Rebs</b> .....	9 vs. Clemson, 12/15
<b>3FG</b> .....	1 vs. Saint Peter's, 11/22
<b>Sdls</b> .....	2, 3x, last vs. Saint Peter's, 11/22
<b>Assts</b> .....	4 vs. Maine, 11/21
<b>Min</b> .....	30 vs. Minnesota, 12/11

### 2016-17 Game-by-Game Stats

Opponent	Date	GS	MIN	FG-A	3FG-A	FT-A	Reb	A	TO	B	S	TP
at Ohio State	11/14		13	0-2	0-0	0-0	1	0	0	0	0	0
Hampton	11/20		17	1-2	0-0	0-0	1	0	2	0	2	2
Maine	11/21		22	1-2	0-1	2-2	4	4	1	0	2	4
Saint Peter's	11/22		20	1-2	1-1	0-0	8	1	1	0	2	3
vs. Louisville	11/27		20	0-1	0-1	3-6	4	0	3	0	0	3
at Texas	12/1		4	0-0	0-0	0-0	0	0	0	0	0	0
at Duke	12/4		2	0-0	0-0	0-0	0	0	1	0	0	0
Minnesota	12/11	*	30	3-5	0-1	0-0	8	3	0	1	0	6
Clemson	12/15		19	2-4	0-0	3-5	9	1	1	0	1	7
UCLA	12/18		29	1-4	0-1	4-6	4	0	0	0	1	6
at Sav. State	12/21		21	1-2	0-0	1-2	7	0	2	0	1	3

### Career Stats at South Carolina

Year	GP	GS	Min	Avg	FG	FGA	Pct	3FG	FGA	Pct	FT	FTA	Pct	Off	Def	Tot	Avg	PF	FO	A	TO	Blk	Stl	Pts	Avg
2014-15	— Did Not Play —																								
2015-16	20	3	219	11.0	20	47	.426	4	13	.308	18	27	.667	5	11	16	0.8	24	0	14	21	1	10	62	3.1
2016-17	11	1	197	17.9	10	24	.417	1	5	.200	13	21	.619	18	28	46	4.2	15	0	9	11	1	9	34	3.1
<b>Career</b>	<b>31</b>	<b>4</b>	<b>416</b>	<b>13.4</b>	<b>30</b>	<b>71</b>	<b>.423</b>	<b>5</b>	<b>18</b>	<b>.278</b>	<b>31</b>	<b>48</b>	<b>.646</b>	<b>23</b>	<b>39</b>	<b>62</b>	<b>2.0</b>	<b>39</b>	<b>0</b>	<b>23</b>	<b>32</b>	<b>2</b>	<b>19</b>	<b>96</b>	<b>3.1</b>





# ALAINA COATES

# #41

**6-4 • Sr. • C • Irmo, S.C. • Dutch Fork**  
**Major: Sociology**

## Career Highlights

Rated No. 9 player in the nation by espnW (2016-17)  
Wooden Award Preseason Top 30 (2016-17)  
Naismith Trophy Top 50 Preseason Watch List (2016-17)  
Wade Watch List (2016-17)  
Preseason All-America Second Team (espnW, Lindy's, Sporting News)  
Preseason All-SEC First Team (Media, Coaches)  
All-SEC First Team (2016 Coaches, AP)  
Naismith Midseason Watch List (2015-16)  
2016 NCAA Sioux Falls All-Regional Team

SEC All-Defensive Team (2016)  
All-SEC 2nd Team (Coaches - 2014, 2015; AP - 2015)  
2015 NCAA Greensboro Region MOP  
2015 SEC All-Tournament Team  
SEC Co-6th Player of the Year (2014 Coaches)  
SEC Freshman of the Year (2014 Coaches, AP)  
Freshman All-America First Team (2013-14 Full Court)  
SEC All-Freshman Team (2014)  
2015 Pan American Games, silver medal (USA)

## Miscellaneous

	Season	Career
<b>Triple-Double</b>	0	1
<b>Double-Double</b>	7	49
<b>20+ Points</b>	2	14
<b>10+ Points</b>	8	80
<b>10+ Rebounds</b>	7	56
<b>5+ Blocks</b>	0	4
<b>Tm-High Points</b>	4	23
<b>Tm-High Rebs.</b>	8	66

## This Season's Highlights

- Selected to be a team captain this season
- Three-time SEC Player of the Week (11/15-21, 11/22-28, 12/13-19); USBWA National Player of the Week (12-13/19)
- Tops the SEC and is third in the nation in field goal percentage ... is 14th nationally and third in the conference in rebounds ... coming in tied for 17th in the SEC in scoring
- Recorded a double-double in each of Carolina's three games against top-10 foes this season
- Scored 11 of her game-high 20 points against #9/9 UCLA (Dec. 18) in the third quarter to fuel Carolina's game-changing 24-5 run that turned a first-half deficit into a double-digit lead late in the period
- Imposted her will in all aspects against Clemson (Dec. 15) – points, rebounds, assists, blocks – moving into second on South Carolina's all-time rebounding list with the last of her 10 boards
- Controlled the glass down the stretch against #14/15 Texas (Dec. 1) with seven second-half boards, the sixth of which gave her 1,000 for her career
- Matched a career high with four steals against #4/4 Louisville (Nov. 27), including one that led to a pivotal 3-point play for Carolina at the end of the first half

## Career Summary

- Is third Gamecock all-time to amass 1,000 career points and 1,000 career rebounds and now stands second in program history in career boards
- Ranks second in school history in career rebounds, double-doubles and blocks (190)
- Ranks first among active NCAA Division I players in career rebounds (1,048) and double-doubles (49), ranking fifth in career field goal percentage (.614)
- Holds career school records for defensive rebounds, rebounds in SEC play and double-doubles in SEC games

## Career Highs

<b>Pts</b> .....	29 vs. Winthrop, 12/13/15
<b>Rebs</b> .....	18 at Alabama, 2/22/16
<b>Blks</b> .....	10 vs. Winthrop, 12/13/15
<b>Stls</b> .....	4, 2x, last vs. Louisville, 11/27/16
<b>Assts</b> .....	6 at Texas A&M, 1/31/16
<b>Min</b> .....	38 at Texas A&M, 1/31/16

## Season Highs

<b>Pts</b> .....	28 vs. Hampton, 11/20
<b>Rebs</b> .....	16 vs. Hampton, 11/20
<b>Blks</b> .....	4, 2x, last vs. Clemson, 12/15
<b>Stls</b> .....	4 vs. Louisville, 11/27
<b>Assts</b> .....	3, 2x, last vs. Clemson, 12/15
<b>Min</b> .....	37 at Duke, 12/4

## 2016-17 Game-by-Game Stats

Opponent	Date	GS	MIN	FG-A	3FG-A	FT-A	Reb	A	TO	B	S	TP
at Ohio State	11/14	*	31	4-7	0-0	2-4	13	3	2	1	0	10
Hampton	11/20	*	24	12-16	0-0	4-7	16	1	0	2	1	28
Maine	11/21	*	22	6-7	0-0	0-1	14	0	0	1	1	12
Saint Peter's	11/22	*	19	8-9	0-0	0-2	7	2	0	1	1	16
vs. Louisville	11/27	*	31	5-9	0-0	7-9	14	1	3	1	4	17
at Texas	12/1	*	22	0-2	0-0	6-8	7	0	0	2	0	6
at Duke	12/4	*	37	3-7	0-0	2-2	5	2	2	2	1	8
Minnesota	12/11	*	25	7-8	0-0	2-3	11	2	3	4	1	16
Clemson	12/15	*	30	8-10	0-0	3-4	10	3	2	4	2	19
UCLA	12/18	*	24	5-10	0-0	10-13	14	0	1	1	0	20
at Sav. State	12/21	*	21	3-5	0-0	3-4	7	2	1	0	0	9

## Career Stats at South Carolina

Year	GP	GS	Min	Avg	FG	FGA	Pct	3FG	FGA	Pct	FT	FTA	Pct	Off	Def	Tot	Avg	PF	FO	A	TO	Blk	Stl	Pts	Avg
2013-14	34	1	668	19.6	148	242	.612	0	0	—	121	185	.654	82	203	285	8.4	83	1	11	57	73	17	417	12.3
2014-15	36	5	760	21.1	141	251	.562	0	0	—	117	168	.696	99	186	285	7.9	62	0	28	50	53	19	399	11.1
2015-16	35	33	937	26.8	168	261	.644	0	0	—	89	159	.560	107	253	360	10.3	87	0	33	53	45	43	425	12.1
2016-17	11	11	286	26.0	61	90	.678	0	0	—	39	57	.684	42	76	118	10.7	21	0	16	14	19	11	161	14.6
<b>Career</b>	<b>116</b>	<b>50</b>	<b>2651</b>	<b>22.9</b>	<b>518</b>	<b>844</b>	<b>.614</b>	<b>0</b>	<b>0</b>	<b>—</b>	<b>366</b>	<b>569</b>	<b>.643</b>	<b>330</b>	<b>718</b>	<b>1048</b>	<b>9.0</b>	<b>253</b>	<b>1</b>	<b>88</b>	<b>174</b>	<b>190</b>	<b>90</b>	<b>1402</b>	<b>12.1</b>



# BIANCA CUEVAS-MOORE

# #1

**5-6 • Jr. • Guard • Bronx, N.Y. • Nazareth Regional**  
**Major: Criminal Justice**

### This Season's Highlights

- Started 10 of 11 games this season
- Tied for ninth in the SEC in steals per game (2.0)
- Led team in assists three times – at Texas, Clemson, at Savannah St.
- Hit 3 early in third quarter against Clemson (Dec. 15) to spark a 13-4 run that put the Gamecocks firmly in control
- Scored four of her nine points at Duke (Dec. 4) on transition layups during a 12-0 first-quarter run
- Matched her career high with five steals against Saint Peter's (Nov. 22) in just 16 minutes

### Career Summary

- Has played in all but one game in her career
- Led team in assists three times in 2015-16
- Tied for school record with 37 games played in 2014-15

### Miscellaneous

	Season	Career
<b>20+ Points</b>	0	2
<b>10+ Points</b>	2	18
<b>5+ Assists</b>	1	7
<b>5+ Steals</b>	1	2
<b>Tm-High Points</b>	0	3
<b>Tm-High Assists</b>	3	14

### Career Highs

<b>Pts</b> .....	21 at Ole Miss, 2/1/15
<b>Rebs</b> .....	6 at Alabama, 2/22/16
<b>3FG</b> .....	3 vs. Kentucky, 3/5/16
<b>Stls</b> .....	5, 2x, last vs. Saint Peter's, 11/22/16
<b>Assts</b> .....	6 vs. CSUB, 11/28/15
<b>Min</b> .....	29 at Hawaii, 11/29/15

### Season Highs

<b>Pts</b> .....	11 vs. Saint Peter's, 11/22
<b>Rebs</b> .....	5 vs. UCLA, 12/18
<b>3FG</b> .....	1, 8x, last at Savannah St., 12/21
<b>Stls</b> .....	5 vs. Saint Peter's, 11/22
<b>Assts</b> .....	5 at Savannah St., 12/21
<b>Min</b> .....	26 vs. Clemson, 12/15

### 2016-17 Game-by-Game Stats

Opponent	Date	GS	MIN	FG-A	3FG-A	FT-A	Reb	A	TO	B	S	TP
at Ohio State	11/14	*	22	3-7	0-2	3-4	2	2	1	0	3	9
Hampton	11/20	*	16	1-5	1-2	1-2	1	1	0	1	2	4
Maine	11/21	*	17	2-4	1-1	2-2	1	2	1	0	2	7
Saint Peter's	11/22	*	16	5-8	1-3	0-1	3	3	2	0	5	11
vs. Louisville	11/27	*	17	1-6	0-3	2-2	1	3	0	0	1	4
at Texas	12/1	*	19	2-9	0-1	3-4	0	2	1	0	2	7
at Duke	12/4	*	22	4-11	1-7	0-0	2	2	4	0	2	9
Minnesota	12/11		13	2-6	1-3	1-3	2	1	0	0	2	6
Clemson	12/15	*	26	1-3	1-3	1-2	2	4	2	1	1	4
UCLA	12/18	*	23	4-14	1-1	1-2	5	1	3	0	0	10
at Sav. State	12/21	*	19	1-4	1-2	0-0	3	5	0	0	2	3

### Career Stats at South Carolina

Year	GP	GS	Min	Avg	FG	FGA	Pct	3FG	FGA	Pct	FT	FTA	Pct	Off	Def	Tot	Avg	PF	FO	A	TO	Blk	Stl	Pts	Avg
2014-15	37	0	536	14.5	74	200	.370	16	72	.222	45	58	.776	13	35	48	1.3	44	1	64	60	5	42	209	5.6
2015-16	34	1	615	18.1	78	207	.377	20	76	.263	50	66	.758	10	50	60	1.8	43	1	63	64	2	47	226	6.6
2016-17	11	10	210	19.1	26	77	.338	8	28	.286	14	22	.636	5	17	22	2.0	20	0	26	15	2	22	74	6.7
<b>Career</b>	<b>82</b>	<b>11</b>	<b>1360</b>	<b>16.6</b>	<b>178</b>	<b>484</b>	<b>.368</b>	<b>44</b>	<b>176</b>	<b>.250</b>	<b>109</b>	<b>146</b>	<b>.747</b>	<b>28</b>	<b>102</b>	<b>130</b>	<b>1.6</b>	<b>107</b>	<b>1</b>	<b>153</b>	<b>139</b>	<b>9</b>	<b>111</b>	<b>509</b>	<b>6.2</b>



# KAELA DAVIS

# #3

**6-2 • Jr. • Guard • Suwanee, Ga. • Georgia Tech**  
**Major: Integrated Technology**

## Career Highlights

Naismith Trophy Top 50 Preseason Watch List (2016-17) | 2012 FIBA 3x3 U18 World Champs., gold medal (USA)  
 Two-time All-ACC (1st team, 2015; 2nd team, 2014) | 2011 FIBA U16 Americas Champs., gold medal (USA)  
 2012 FIBA U17 World Championships, gold medal (USA)

## This Season's Highlights

- Leads the SEC and is 65th nationally in 3-point field goal percentage ... is second in the league in 3s made per game (2.3)
- Ranks 19th in the SEC in scoring
- Caught fire from the 3-point line against Minnesota (Dec. 11), knocking down a career-best six 3s, including five in the first half
- Knocked down two timely 3-pointers in a back-and-forth third quarter against #14/15 Texas (Dec. 1) to finish in double figures for the fourth-straight game
- Scored team's first seven points in the opening 98 seconds against #4/4 Louisville (Nov. 27) and added back-to-back 3s early in the second half to eliminate any Cardinal comeback from the eight-point halftime deficit
- Brilliant Gamecock debut at #7/6 Ohio State (Nov. 14), stuffing the box score with 37 points – 11 in the second, third and fourth quarters each – 10 rebounds, five assists and three steals ... first Gamecock to score 30 or more points in a game since Ieasia Walker netted 30 against Clemson on Nov. 18, 2010

## Prior to South Carolina

- Two-time All-ACC selection in two seasons at Georgia Tech
- Fastest player in Georgia Tech history to 1,000 career points (52 games)
- Ranked as No. 1 guard and No. 2 overall recruit in 2013 class
- 2013 McDonald's and WBCA All-America
- Has three gold medals with USA Basketball – 2012 FIBA U17 World Championships, 2012 FIBA 3x3 U18 World Championships, 2011 FIBA Americas U16 Championship

## Miscellaneous

	Season	Career
<b>Double-Doubles</b>	1	1
<b>30+ Points</b>	1	1
<b>20+ Points</b>	2	2
<b>10+ Points</b>	8	8
<b>10+ Rebounds</b>	1	1
<b>5+ Assists</b>	2	2
<b>Tm-High Points</b>	2	2
<b>Tm-High Rebs</b>	1	1
<b>Tm-High Assists</b>	4	4

## Career Highs

**Pts** ..... 37 at Ohio State, 11/14/16  
**Rebs**..... 10 at Ohio State, 11/14/16  
**3FG** ..... 6 vs. Minnesota, 12/11/16  
**Stls**..... 3 at Ohio State, 11/14/16  
**Assts** ..... 5, 2x, last vs. Hampton, 11/20/16  
**Min**..... 36 at Ohio State, 11/14/16

## 2016-17 Game-by-Game Stats

Opponent	Date	GS	MIN	FG-A	3FG-A	FT-A	Reb	A	TO	B	S	TP
at Ohio State	11/14	*	36	10-21	4-6	13-16	10	5	5	0	3	37
Hampton	11/20	*	30	1-9	1-5	0-0	7	5	2	0	1	3
Maine	11/21	*	26	3-11	1-6	3-4	3	3	2	0	1	10
Saint Peter's	11/22	*	19	5-7	4-4	0-0	3	3	1	0	0	14
vs. Louisville	11/27	*	20	5-10	3-5	0-0	8	1	1	0	0	13
at Texas	12/1	*	34	3-6	2-4	4-4	3	1	5	0	2	12
at Duke	12/4	*	31	5-14	2-9	2-4	6	2	0	0	2	14
Minnesota	12/11	*	28	8-15	6-10	0-0	3	4	1	0	0	22
Clemson	12/15	*	28	6-16	2-7	3-4	3	4	3	0	0	17
UCLA	12/18	*	33	1-13	0-1	0-0	4	2	4	0	2	2
at Sav. State	12/21	*	21	3-9	0-3	0-0	4	3	1	0	2	6

## Career Stats at South Carolina

Year	GP	GS	Min	Avg	FG	FGA	Pct	3FG	FGA	Pct	FT	FTA	Pct	Off	Def	Tot	Avg	PF	FO	A	TO	Blk	Stl	Pts	Avg
2016-17	11	10	306	27.8	50	131	.382	25	60	.417	25	32	.781	16	38	54	4.9	20	1	33	25	0	13	150	13.6



# TIFFANY DAVIS

# #15

**5-7 • Sr. • Guard • Houston, Texas • Westbury Christian**  
**Major: Psychology**

### This Season's Highlights

- Selected to be a team captain this season
- Has played in eight of 11 games this season – missing the last two while going through concussion protocol
- Was solid defensively playing five minutes in the pivotal second quarter against #4/4 Louisville (Nov. 27)

### Career Summary

- Missed 2015-16 with knee injury suffered in September
- Missed the bulk of the 2012-13 season after suffering a knee injury
- Graduated in 2016 with bachelor's degree in retail management

### Miscellaneous

	Season	Career
<b>10+ Points</b>	0	1
<b>5+ Steals</b>	0	1
<b>Tm-High Points</b>	0	0
<b>Tm-High Assists</b>	0	0

### Career Highs

<b>Pts</b> .....	11 vs. Ole Miss, 1/30/14
<b>3FGs</b> .....	2, 3x, last vs. Ole Miss, 1/30/14
<b>Rebs</b> .....	6 at Arkansas, 1/2/14
<b>Stls</b> .....	5 vs. Elon, 11/9/12
<b>Assts</b> .....	3, 4x, last vs. SC State, 12/22/13
<b>Min</b> .....	30 at Arkansas, 1/2/14

### Season Highs

<b>Pts</b> .....	4 vs. Hampton, 11/20
<b>3FGs</b> .....	
<b>Rebs</b> .....	3 vs. Saint Peter's, 11/22
<b>Stls</b> .....	1 vs. Saint Peter's, 11/22
<b>Assts</b> .....	1, 2x, last vs. Saint Peter's, 11/22
<b>Min</b> .....	17 vs. Saint Peter's, 11/22

### 2016-17 Game-by-Game Stats

Opponent	Date	GS	MIN	FG-A	3FG-A	FT-A	Reb	A	TO	B	S	TP
at Ohio State	11/14		1	0-0	0-0	0-0	0	0	0	0	0	0
Hampton	11/20		13	1-3	0-1	2-3	2	0	0	0	0	4
Maine	11/21		10	1-2	0-1	0-0	2	1	1	0	0	2
Saint Peter's	11/22		17	0-3	0-2	0-0	3	1	1	0	1	0
vs. Louisville	11/27		9	0-1	0-1	1-2	2	0	0	0	0	1
at Texas	12/1											
at Duke	12/4		3	0-0	0-0	0-0	1	0	2	0	0	0
Minnesota	12/11		7	0-2	0-2	0-0	1	0	0	1	0	0
Clemson	12/15		4	0-2	0-1	0-0	0	0	0	0	0	0
UCLA	12/18											
at Sav. State	12/21											

### Career Stats at South Carolina

Year	GP	GS	Min	Avg	FG	FGA	Pct	3FG	FGA	Pct	FT	FTA	Pct	Off	Def	Tot	Avg	PF	FO	A	TO	Blk	Stl	Pts	Avg
2012-13	3	0	40	13.3	4	8	.500	1	4	.250	3	4	.750	1	3	4	1.3	2	0	4	2	0	5	12	4.0
2013-14	32	7	356	11.1	23	59	.390	12	30	.400	19	26	.731	5	27	32	1.0	29	0	29	40	1	4	77	2.4
2014-15	16	0	84	5.3	6	16	.375	5	13	.385	6	9	.667	5	13	18	1.1	5	0	7	9	0	0	23	1.4
2016-17	8	0	64	8.0	2	13	.154	0	8	.000	3	5	.600	2	9	11	1.4	1	0	2	4	1	1	7	0.9
<b>Career</b>	<b>59</b>	<b>7</b>	<b>544</b>	<b>9.2</b>	<b>35</b>	<b>96</b>	<b>.365</b>	<b>18</b>	<b>55</b>	<b>.327</b>	<b>31</b>	<b>44</b>	<b>.705</b>	<b>13</b>	<b>52</b>	<b>65</b>	<b>1.1</b>	<b>37</b>	<b>0</b>	<b>42</b>	<b>55</b>	<b>2</b>	<b>10</b>	<b>119</b>	<b>2.0</b>



# ALLISHA GRAY

# #10

**6-0 • Jr. • Guard • Sandersville, Ga. • North Carolina**  
**Major: Broadcasting**

## Career Highlights

Naismith Trophy Top 50 Preseason Watch List (2016-17) | WBCA Honorable Mention All-America (2015)  
 First-Team All-ACC (2015) | Full Court Freshman All-America Second Team (2014)

## This Season's Highlights

- Started every game this season, finishing in double figures in all but two contests
- Leads the team in assists (3.2) ... her 3.5 assist-to-turnover ratio is second in the SEC and 10th in the nation
- Ranks among the league's top 10 in field goal percentage (9th) and is 20th in scoring
- Paced the defensive effort at Savannah State (Dec. 21) with career highs in steals (5) and blocks (2) ... added 12 points and four assists on the offensive end
- Converted two crucial 3-point plays from the left block against #9/9 UCLA (Dec. 18), the second of which pushed Carolina's lead back to double-digits early in the fourth quarter
- Triggered South Carolina's 3-point shooting outburst against Minnesota (Dec. 11), connecting on two early 3s to help open the contest on a 15-0 run ... finished with 18 points in just 19 minutes of action and boasted career bests with four 3-pointers and a game-high seven assists
- Tallied 11 of her game-high 17 points in the third quarter against #4/4 Louisville (Nov. 27), including six during the period-opening 16-5 run to help end any threat of a Cardinal comeback
- Crafty scorer with 24 points at #7/6 Ohio State (Nov. 14) in Gamecock debut, including five as part of 10-0 run early in fourth quarter to stop end Buckeyes' comeback hopes

## Prior to South Carolina

- Played two seasons at North Carolina, amassing over 1,000 career points in that time
- 2015 First-Team All-ACC and WBCA All-Region
- Ranked as No. 4 guard and No. 7 overall recruit in 2013 class
- Three-time Georgia state player of the year (2010-12)

## Miscellaneous

	Season	Career
<b>20+ Points</b>	1	1
<b>10+ Points</b>	9	9
<b>5+ Assists</b>	3	3
<b>Tm-High Points</b>	1	1
<b>Tm-High Assists</b>	4	4

## Career Highs

<b>Pts</b> .....	24 at Ohio State, 11/14/16
<b>Rebs</b> .....	8 vs. Saint Peter's, 11/22/16
<b>3FGs</b> .....	4 vs. Minnesota, 12/11/16
<b>Stls</b> .....	5 at Savannah St., 12/21/16
<b>Assts</b> .....	7 vs. Minnesota, 12/11/16
<b>Min</b> .....	38 at Ohio State, 11/14/16

## 2016-17 Game-by-Game Stats

Opponent	Date	GS	MIN	FG-A	3FG-A	FT-A	Reb	A	TO	B	S	TP
at Ohio State	11/14	*	38	10-18	0-3	4-8	7	3	0	0	2	24
Hampton	11/20	*	24	4-9	2-7	6-7	1	4	0	0	2	16
Maine	11/21	*	22	5-9	0-1	0-0	3	3	2	0	0	10
Saint Peter's	11/22	*	19	4-7	1-4	4-5	8	5	1	1	1	13
vs. Louisville	11/27	*	22	7-12	2-5	1-1	3	0	0	0	0	17
at Texas	12/1	*	35	2-7	0-1	4-4	4	0	3	0	0	8
at Duke	12/4	*	37	4-9	2-6	1-2	6	6	2	0	1	11
Minnesota	12/11	*	19	7-13	4-10	0-0	5	7	1	0	2	18
Clemson	12/15	*	27	3-10	1-3	1-2	2	1	0	2	2	8
UCLA	12/18	*	23	4-6	0-0	3-5	3	2	0	0	0	11
at Sav. State	12/21	*	21	6-10	0-1	0-1	4	4	1	2	5	12

## Career Stats at South Carolina

Year	GP	GS	Min	Avg	FG	FGA	Pct	3FG	FGA	Pct	FT	FTA	Pct	Off	Def	Tot	Avg	PF	FO	A	TO	Blk	Stl	Pts	Avg
2016-17	11	11	287	26.1	56	110	.509	12	41	.293	24	35	.686	15	31	46	4.2	19	0	35	10	5	15	148	13.5



# TYASHA HARRIS

# #52

**5-10 • Fr. • Guard • Noblesville, Ind. • Heritage Christian**  
**Major: Sports Management**

### This Season's Highlights

- Has played solid minutes every game, drawing one start
- Impressed against Minnesota (Dec. 11) in first career start with nine points and three 3-pointers, including the first basket of the game that sparked a 15-0 run ... facilitated the offense in the opening two quarters, matching her career high in assists (6) by the half
- Played a great all-around game against #14/15 Texas (Dec. 1) in a career-high 30 minutes of action, notching three steals and a career-best 10 points... netted four-straight points late in the fourth quarter to put the game out of the Longhorns' reach
- Drew the second-half start against #4/4 Louisville (Nov. 27), logging 14 of her 29 minutes during the half and dishing out five of her career-high six assists in that time

### Prior to South Carolina

- Ranked as the No. 27 recruit overall and the No. 8 point guard in the 2016 Class
- Finalist for Indiana's Miss Basketball award
- Helped Heritage Christian to three straight state titles, including the 2016 championship in the program's first season in Class 3A
- Is her high school's all-time top scorer with 2,004 career points, also holding school record in steals (487) and ranking third in assists (426)
- Earned gold medal with USA Basketball in 2016 FIBA Americas U18 Championship

### Miscellaneous

	Season	Career
<b>10+ Points</b>	2	2
<b>5+ Assists</b>	2	2
<b>Tm-High Points</b>	0	0
<b>Tm-High Assists</b>	1	1

### Career Highs

<b>Pts</b> ... 10, 2x, last at Savannah St., 12/21/16
<b>Rebs</b> ..... 5 at Savannah St., 12/21/16
<b>Stls</b> ..... 3 at Texas, 12/1/16
<b>Assts</b> .... 6, 2x, last vs. Minnesota, 12/11/16
<b>Min</b> ..... 30 at Texas, 12/1/16

### 2016-17 Game-by-Game Stats

Opponent	Date	GS	MIN	FG-A	3FG-A	FT-A	Reb	A	TO	B	S	TP
at Ohio State	11/14	19	1-4	0-0	1-2	0	3	1	0	0	3	
Hampton	11/20	16	1-4	1-3	0-0	2	2	0	1	0	3	
Maine	11/21	19	2-4	0-1	0-0	2	3	2	0	1	4	
Saint Peter's	11/22	14	3-5	1-3	0-0	0	1	2	1	0	7	
vs. Louisville	11/27	29	0-3	0-2	0-0	0	6	1	0	0	0	
at Texas	12/1	30	2-6	0-4	6-8	1	0	0	0	3	10	
at Duke	12/4	25	1-2	1-1	0-0	1	1	4	0	0	3	
Minnesota	12/11 *	21	3-5	3-4	0-0	1	6	3	0	0	9	
Clemson	12/15	7	0-0	0-0	0-0	1	0	2	0	0	0	
UCLA	12/18	19	1-2	0-0	0-2	1	1	1	0	0	2	
at Sav. State	12/21	22	5-9	0-1	0-0	5	1	0	0	0	10	

### Career Stats at South Carolina

Year	GP	GS	Min	Avg	FG	FGA	Pct	3FG	FGA	Pct	FT	FTA	Pct	Off	Def	Tot	Avg	PF	FO	A	TO	Blk	Stl	Pts	Avg
2016-17	11	1	221	20.1	19	44	.432	6	19	.316	7	12	.583	2	12	14	1.3	9	0	24	16	2	4	51	4.6



# MIKIAH HERBERT HARRIGAN #21

**6-2 • Fr. • Forward • Pembroke Pines, Fla./Flanagan  
Major: Criminal Justice**

## This Season's Highlights

- Providing good minutes off the bench in every game this season
- Tied for third on the team in rebounding average
- Has averaged 2.7 blocks over her last three games to move into 11th in the SEC with 1.3 bpg on the season
- Contributed timely blocks against #9/9 UCLA (Dec. 18), denying a last-second Bruin field goal at the end of the first half before recording blocks on back-to-back possessions during Carolina's key third-quarter run
- Netted five of her 11 points against #4/4 Louisville (Nov. 27) in the final 1:24 of the first half to send the Gamecocks into the locker room with an eight-point lead they would not relinquish

## Prior to South Carolina

- Ranked as the No. 12 forward in the 2016 Class
- Helped team to four district championships
- Named 2016 8A Player of the Year by the Florida Basketball Coaches Association (FBCA)
- Was a two-time FBCA All-State selection

## Miscellaneous

	Season	Career
<b>10+ Points</b>	2	2
<b>10+ Rebounds</b>	0	0
<b>Tm-High Points</b>	0	0
<b>Tm-High Rebs</b>	0	0

## Career Highs

<b>Pts</b> .....	13 vs. Maine, 11/21/16
<b>Rebs</b> .....	8 vs. Maine, 11/21/16
<b>Blks</b> ...	3, 2x, last at Savannah St., 12/21/16
<b>Stls</b> .....	2 vs. Saint Peter's, 11/22/16
<b>Min</b> .....	25 vs. Saint Peter's, 11/22/16

## 2016-17 Game-by-Game Stats

Opponent	Date	GS	MIN	FG-A	3FG-A	FT-A	Reb	A	TO	B	S	TP
at Ohio State	11/14	22	2-2	0-0	0-1	5	0	5	1	1	4	
Hampton	11/20	17	4-9	0-0	0-0	7	2	0	2	1	8	
Maine	11/21	24	5-8	0-0	3-5	8	2	0	0	0	13	
Saint Peter's	11/22	25	4-11	0-2	1-2	4	0	2	2	2	9	
vs. Louisville	11/27	17	3-5	0-0	5-5	2	1	0	1	1	11	
at Texas	12/1	18	1-4	0-0	0-1	4	2	0	0	0	2	
at Duke	12/4	8	0-0	0-0	0-0	3	1	0	0	0	0	
Minnesota	12/11	17	1-4	0-0	3-4	3	2	1	0	1	5	
Clemson	12/15	15	2-4	0-0	4-4	5	0	2	2	0	8	
UCLA	12/18	23	1-3	0-0	0-0	7	0	2	3	1	2	
at Sav. State	12/21	22	1-5	0-0	1-2	6	0	3	3	0	3	

## Career Stats at South Carolina

Year	GP	GS	Min	Avg	FG	FGA	Pct	3FG	FGA	Pct	FT	FTA	Pct	Off	Def	Tot	Avg	PF	FO	A	TO	Blk	Stl	Pts	Avg
2016-17	11	0	208	18.9	24	55	.436	0	2	.000	17	24	.708	19	35	54	4.9	16	1	10	15	14	7	65	5.9



# VICTORIA PATRICK

# #0

**5-9 • Fr. • Guard • Orlando, Fla. • Edgewater**  
**Major: Biology**

### This Season's Highlights

- Played in eight of 11 games this season
- Matched her season high with 15 minutes at Savannah State (Dec. 21)

### Prior to South Carolina

- Ranked as the No. 25 guard in the Class of 2016
- Helped team to 2014 state championship
- Earned First-Team All-Metro West and All-Area honors from the *Orlando Sentinel* in 2016
- Led team with 15.8 points per game as a senior, helping team to state semifinals

### Career Highs

**Pts** ..... 4, 2x, last at Savannah St., 12/21/16  
**Rebs**... 2, 2x, last at Savannah St., 12/21/16  
**3FG** ... 1, 5x, last at Savannah St., 12/21/16  
**Stls**..... 2 vs. Saint Peter's, 11/22/16  
**Min.** 15, 2x, last at Savannah St., 12/21/16

### 2016-17 Game-by-Game Stats

Opponent	Date	GS	MIN	FG-A	3FG-A	FT-A	Reb	A	TO	B	S	TP
at Ohio State	11/14	1	0-0	0-0	0-0	0	0	0	0	0	0	0
Hampton	11/20	11	1-5	1-3	1-2	2	1	1	0	0	0	4
Maine	11/21	10	1-3	1-3	0-0	1	0	0	0	0	0	3
Saint Peter's	11/22	15	1-4	1-4	0-0	0	1	1	0	2	3	3
vs. Louisville	11/27	3	0-0	0-0	0-0	0	0	0	0	0	0	0
at Texas	12/1											
at Duke	12/4											
Minnesota	12/11	7	1-1	1-1	0-0	0	0	0	1	0	0	3
Clemson	12/15	4	0-1	0-0	0-0	0	0	0	0	0	0	0
UCLA	12/18											
at Sav. State	12/21	15	1-4	1-4	1-3	2	2	1	0	0	0	4

### Career Stats at South Carolina

Year	GP	GS	Min	Avg	FG	FGA	Pct	3FG	FGA	Pct	FT	FTA	Pct	Off	Def	Tot	Avg	PF	FO	A	TO	Blk	Stl	Pts	Avg
2016-17	8	0	66	8.3	5	18	.278	5	15	.333	2	5	.400	2	3	5	0.6	2	0	4	3	1	2	17	2.1





# A'JA WILSON

# #22

**6-5 • Jr. • Forward • Hopkins, S.C. • Heathwood Hall  
Major: Broadcasting**

## Career Highlights

Rated No. 1 player in the nation by espnW (2016-17)  
 Wooden Award Preseason Top 30 (2016-17)  
 Naismith Trophy Top 50 Preseason Watch List (2016-17)  
 Wade Watch List (2016-17)  
 Preseason All-America First Team (AP; espnW, Athlon, Lindy's, Sporting News)  
 Preseason SEC Player of the Year (Media, Coaches)  
 2016 Naismith, Wooden and Wade Trophy Finalist  
 2016 All-America First Team (AP, WBCA, USBWA, ESPN, Wooden Award)  
 2016 SEC Player of the Year (Coaches, AP)  
 2016 SEC Defensive Player of the Year (Coaches)

SEC Tournament All-Tournament Team  
 Two-time All-SEC First Team (2015, 2016)  
 2015 USA Basketball Female Athlete of the Year  
 2015 Rainbow Wahine Showdown Tournament MVP  
 Four-time SEC Player of the Week  
 2015 All-America (Third Team, AP; Hon. Men, WBCA)  
 2015 SEC Freshman of the Year (Coaches, AP)  
 2015 SEC All-Freshman Team  
 USBWA National Freshman of the Week (Dec. 1-7)  
 Five-time SEC Freshman of the Week  
 2014 Nat'l HS Player of the Year (WBCA, Naismith, Parade)  
 2014 McDonald's and Parade (HS) All-America

## Miscellaneous

	Season	Career
<b>Double-Double</b>	3	22
<b>30+ Points</b>	1	1
<b>20+ Points</b>	3	15
<b>10+ Points</b>	10	67
<b>10+ Rebounds</b>	3	23
<b>5+ Blocks</b>	0	7
<b>Tm-High Points</b>	6	36
<b>Tm-High Rebs.</b>	3	26
<b>Tm-High Assists</b>	1	2

## This Season's Highlights

- Selected to be a team captain this season
- Holds school record for career blocked shots (192)
- Is second in the SEC and 34th in the nation in blocked shots per game (2.2) while ranking in the top 10 in the league in scoring (7th) and field goal percentage (7th)
- Grabbed 11 of her 13 rebounds against #9/9 UCLA (Dec. 18) in the second half after limited first-half minutes due to foul trouble with eight of those coming in the fourth quarter to keep the Bruins at bay
- Scored eight of the team's 16 points in the second quarter against Clemson (Dec. 15) to help build a 10-point halftime lead
- Dominant performance at #14/15 Texas (Dec. 1), delivering on both ends of the court with a career-high 31 points with nine in the fourth quarter, including two crucial putbacks that stifled any chance of a Longhorn comeback ... also effective on defensive end with a team-high four blocks and three steals
- Scored 11 of her team-high 17 points against #4/4 Louisville (Nov. 27) in first half to help build eight-point halftime lead ... also handed out career-best five assists
- Added two blocked shots to her double-digit scoring effort against Saint Peter's (Nov. 22) to break the school record for career blocked shots

## Career Highs

**Pts** ..... 31 at Texas, 12/1/16  
**Rebs** ..... 19 at Kentucky, 3/1/15  
**Blks** ..... 8, 2x, last vs. Texas A&M, 1/17/16  
**Sdls** ..... 4 vs. Syracuse, 3/25/16  
**Assts** ..... 5 vs. Louisville, 11/27/16  
**Min** ..... 39 at Texas A&M, 1/31/16

## Season Highs

**Pts** ..... 31 at Texas, 12/1  
**Rebs** ..... 13 vs. UCLA, 12/18  
**Blks** ..... 4, 2x, last at Texas, 12/1  
**Sdls** ..... 3, 2x, last at Texas, 12/1  
**Assts** ..... 5 vs. Louisville, 11/27  
**Min** ..... 38 at Texas, 12/1

## Career Highlights

- Finalist for all three national player of the year awards, consensus first-team All-American in 2015-16 – only returning Naismith Trophy finalist this season
- Second player in league history to earn SEC Player of the Year and SEC Defensive Player of the Year in the same season (2016)
- Set school record for blocked shots in a season with 103 in 2015-16, ranking 12th in the nation
- Holds school blocked shots records for career (192), an SEC career (85) and in an SEC game (8, two times)
- Second player in program history to reach 1,000 career points as a sophomore

## 2016-17 Game-by-Game Stats

Opponent	Date	GS	MIN	FG-A	3FG-A	FT-A	Reb	A	TO	B	S	TP
at Ohio State	11/14	*	16	1-3	0-0	3-6	3	0	3	3	0	5
Hampton	11/20	*	22	3-8	0-0	14-14	7	2	3	2	1	20
Maine	11/21	*	19	7-8	0-0	0-2	3	2	0	4	0	14
Saint Peter's	11/22	*	21	5-9	0-0	4-7	5	4	1	2	3	14
vs. Louisville	11/27	*	28	6-12	0-0	5-6	5	5	5	2	1	17
at Texas	12/1	*	38	12-18	0-0	7-11	12	0	4	4	3	31
at Duke	12/4	*	35	7-14	0-0	4-6	6	0	4	1	0	18
Minnesota	12/11	*	21	5-10	0-0	0-0	6	2	0	2	2	10
Clemson	12/15	*	31	9-17	0-0	2-4	10	4	1	2	0	20
UCLA	12/18	*	26	5-14	0-0	3-4	13	0	3	1	0	13
at Sav. State	12/21	*	23	8-10	0-0	2-4	3	1	1	1	1	18

## Career Stats at South Carolina

Year	GP	GS	Min	Avg	FG	FGA	Pct	3FG	FGA	Pct	FT	FTA	Pct	Off	Def	Tot	Avg	PF	FO	A	TO	Blk	Stl	Pts	Avg
2014-15	37	1	734	19.8	177	329	.538	1	3	.333	131	198	.662	78	165	243	6.6	72	1	37	62	65	32	486	13.1
2015-16	33	32	895	27.1	205	386	.531	0	0	—	120	166	.723	88	199	287	8.7	78	1	47	74	103	27	530	16.1
2016-17	11	11	280	25.5	68	123	.553	0	0	—	44	64	.688	26	47	73	6.6	26	1	20	25	24	11	180	16.4
<b>Career</b>	<b>81</b>	<b>44</b>	<b>1909</b>	<b>23.6</b>	<b>450</b>	<b>838</b>	<b>.537</b>	<b>1</b>	<b>3</b>	<b>.333</b>	<b>295</b>	<b>428</b>	<b>.689</b>	<b>192</b>	<b>411</b>	<b>603</b>	<b>7.4</b>	<b>176</b>	<b>3</b>	<b>104</b>	<b>161</b>	<b>192</b>	<b>70</b>	<b>1196</b>	<b>14.8</b>







Official Basketball Box Score - Game Totals - Final Statistics  
Clemson vs #6/6 South Carolina  
12/15/16 7 p.m. at Columbia, S.C./Colonial Life Arena



Clemson 61 • 8-2

Box score table for Clemson vs South Carolina game. Includes columns for Player, FG-FGA, 3-Ptr, FT-FTA, Rebounds (Off, Def, Tot), PF, TP, A TO Blk, Stl, Min. Totals: 21-61, 2-11, 17-23, 11 19 30, 20 61, 5 11 2 5, 200

Statistical summary for Clemson: 1st FG %: 7-15 46.7%, 2nd 5-15 33.3%, 3rd 3-15 20.0%, 4th 6-16 37.5%, Game: 21-61 34.4%. Deadball Rebounds: 3

#6/6 South Carolina 83 • 8-1

Box score table for South Carolina vs Clemson game. Totals: 31-67, 4-14, 17-25, 19 30 49, 19 83, 18 13 11 6, 200

Statistical summary for South Carolina: 1st FG %: 7-14 50.0%, 2nd 7-17 41.2%, 3rd 9-16 56.3%, 4th 8-20 40.0%, Game: 31-67 46.3%. Deadball Rebounds: 2

Officials: Dee Kantner, Felicia Grinler, Roy Gulbeyan  
Technical fouls: Clemson-None. #6/6 South Carolina-None.  
Attendance: 11916

Score by periods table for Clemson vs South Carolina: 1st 16, 2nd 12, 3rd 15, 4th 18, Total 61.

In Off 2nd Fast Points Paint T/O Chance Break Bench table for Clemson vs South Carolina.

Last FG - CU 4th-04:41, SC 4th-03:04. Largest lead - CU by 2 1st-07:57, SC by 23 4th-01:52. CU led for 01:05. SC led for 36:32. Game was tied for 02:23. Score tied - 3 times. Lead changed - 2 times.



Official Basketball Box Score - Game Totals - Final Statistics  
#9/9 UCLA vs #6/6 South Carolina  
12/18/16 2 p.m. at Columbia, S.C./Colonial Life Arena



#9/9 UCLA 57 • 8-2

Box score table for UCLA vs South Carolina game. Totals: 22-78, 4-27, 9-17, 18 29 47, 27 57, 9 9 7 11, 200

Statistical summary for UCLA: 1st FG %: 5-20 25.0%, 2nd 5-19 26.3%, 3rd 5-19 26.3%, 4th 7-20 35.0%, Game: 22-78 28.2%. Deadball Rebounds: 5, 2

#6/6 South Carolina 66 • 9-1

Box score table for South Carolina vs UCLA game. Totals: 22-66, 1-3, 21-32, 17 37 54, 14 66, 6 15 5 4, 200

Statistical summary for South Carolina: 1st FG %: 2-15 13.3%, 2nd 7-16 43.8%, 3rd 10-20 50.0%, 4th 3-15 20.0%, Game: 22-66 33.3%. Deadball Rebounds: 7, 4

Officials: Bob Trammell, Laura Morris, Maj Forsberg  
Technical fouls: #9/9 UCLA-TEAM. #6/6 South Carolina-None.  
Attendance: 13367

Score by periods table for South Carolina vs UCLA: 1st 11, 2nd 15, 3rd 12, 4th 19, Total 57.

Last FG - UCLA 4th-00:12, SC 4th-03:25. Largest lead - UCLA by 7 1st-02:54, SC by 16 4th-02:02. UCLA led for 17:45. SC led for 19:01. Game was tied for 03:14. Score tied - 3 times. Lead changed - 3 times.



Official Basketball Box Score - Game Totals - Final Statistics  
#6/6 South Carolina vs Savannah State  
12/21/16 7 p.m. at Tiger Arena (Savannah, Ga.)



#6/6 South Carolina 70 • 10-1

Box score table for South Carolina vs Savannah State game. Totals: 30-62, 2-13, 8-16, 18 32 50, 9 70, 19 10 6 12, 200

Statistical summary for South Carolina: 1st FG %: 8-15 53.3%, 2nd 9-17 52.9%, 3rd 9-16 56.3%, 4th 4-14 28.6%, Game: 30-62 48.4%. Deadball Rebounds: 5

Savannah State 30 • 2-9

Box score table for Savannah State vs South Carolina game. Totals: 11-51, 3-15, 5-5, 8 17 25, 9 30, 3 16 1 7, 200

Statistical summary for Savannah State: 1st FG %: 2-11 18.2%, 2nd 2-13 15.4%, 3rd 4-11 36.4%, 4th 3-16 18.8%, Game: 11-51 21.6%. Deadball Rebounds: 0

Officials: Alicia Walker, Carla Roberts, Roy Jackson  
Technical fouls: #6/6 South Carolina-None. Savannah State-None.  
Attendance: 1411

Score by periods table for Savannah State vs South Carolina: 1st 7, 2nd 5, 3rd 11, 4th 7, Total 30.

In Off 2nd Fast Points Paint T/O Chance Break Bench table for Savannah State vs South Carolina.

Last FG - SC 4th-02:14, SSU 4th-04:13. Largest lead - SC by 40 4th-01:23, SSU None. SC led for 39:42. SSU led for 00:00. Game was tied for 00:18. Score tied - 0 times. Lead changed - 0 times.



**South Carolina Game-by-Game Highs (as of Dec 30, 2016)**  
**All games**



<b>Opponent</b>	<b>Date</b>	<b>Score</b>	<b>Points</b>	<b>Rebounds</b>	<b>Assists</b>	<b>Steals</b>	<b>Blocked shots</b>
at #7/6 Ohio State	11/14/16	92-80	37-DAVIS, Kaela	13-COATES, Alaina	5-DAVIS, Kaela	3-DAVIS, Kaela	3-WILSON, A'ja
HAMPTON	11/20/16	92-38	28-COATES, Alaina	16-COATES, Alaina	5-DAVIS, Kaela	2-CUEVAS-MOORE, GRAY, Allisha CLINEY, Donyiah BRADSHAW, Araion	2-HERBERT HARRI COATES, Alaina WILSON, A'ja
MAINE	11/21/16	79-42	14-WILSON, A'ja	14-COATES, Alaina	4-CLINEY, Donyiah	2-CLINEY, Donyiah	4-WILSON, A'ja
SAINT PETER'S	11/22/16	93-38	16-COATES, Alaina	8-GRAY, Allisha CLINEY, Donyiah	5-GRAY, Allisha	5-CUEVAS-MOORE,	2-HERBERT HARRI WILSON, A'ja
vs #4/4 Louisville	11/27/16	83-59	17-COATES, Alaina GRAY, Allisha WILSON, A'ja	14-COATES, Alaina	6-HARRIS, Tyasha	4-COATES, Alaina	2-WILSON, A'ja
at #14/15 Texas	12/01/16	76-67	31-WILSON, A'ja	12-WILSON, A'ja	2-HERBERT HARRI CUEVAS-MOORE,	3-WILSON, A'ja HARRIS, Tyasha	4-WILSON, A'ja
at Duke	12/04/16	63-74	18-WILSON, A'ja	6-DAVIS, Kaela GRAY, Allisha WILSON, A'ja	6-GRAY, Allisha	2-DAVIS, Kaela	2-COATES, Alaina
MINNESOTA	12/11/16	98-58	22-DAVIS, Kaela	11-COATES, Alaina	7-GRAY, Allisha	2-WILSON, A'ja GRAY, Allisha CUEVAS-MOORE,	4-COATES, Alaina
CLEMSON	12/15/16	83-61	20-WILSON, A'ja	10-WILSON, A'ja COATES, Alaina	4-CUEVAS-MOORE, WILSON, A'ja DAVIS, Kaela	2-COATES, Alaina GRAY, Allisha	4-COATES, Alaina
#9/9 UCLA	12/18/16	66-57	20-COATES, Alaina	14-COATES, Alaina	2-GRAY, Allisha DAVIS, Kaela	2-DAVIS, Kaela	3-HERBERT HARRI
at Savannah State	12/21/16	70-30	18-WILSON, A'ja	7-COATES, Alaina CLINEY, Donyiah	5-CUEVAS-MOORE,	5-GRAY, Allisha	3-HERBERT HARRI



**South Carolina Points-Rebounds-Assists (as of Dec 21, 2016)**  
**All games**



Opponent	Date	Score		00	01	03	04	10	12	15
				PATRICK,VI	CUEVAS-MOO	DAVIS,KAEL	CLINEY,DON	GRAY,ALLIS	BRADSHAW,A	DAVIS,TIFF
at #7/6 Ohio State	11/14/16	92-80	w	0-0-0	9-2-2	37-10-5	0-1-0	24-7-3	0-0-0	0-0-0
HAMPTON	11/20/16	92-38	w	4-2-1	4-1-1	3-7-5	2-1-0	16-1-4	0-1-1	4-2-0
MAINE	11/21/16	79-42	w	3-1-0	7-1-2	10-3-3	4-4-4	10-3-3	0-0-1	2-2-1
SAINT PETER'S	11/22/16	93-38	w	3-0-1	11-3-3	14-3-3	3-8-1	13-8-5	3-0-1	0-3-1
vs #4/4 Louisville	11/27/16	83-59	w	0-0-0	4-1-3	13-8-1	3-4-0	17-3-0	0-0-0	1-2-0
at #14/15 Texas	12/01/16	76-67	w	DNP	7-0-2	12-3-1	0-0-0	8-4-0	DNP	DNP
at Duke	12/04/16	63-74	L	DNP	9-2-2	14-6-2	0-0-0	11-6-6	DNP	0-1-0
MINNESOTA	12/11/16	98-58	w	3-0-0	6-2-1	22-3-4	6-8-3	18-5-7	3-2-2	0-1-0
CLEMSON	12/15/16	83-61	w	0-0-0	4-2-4	17-3-4	7-9-1	8-2-1	0-1-1	0-0-0
#9/9 UCLA	12/18/16	66-57	w	DNP	10-5-1	2-4-2	6-4-0	11-3-2	DNP	DNP
at Savannah State	12/21/16	70-30	w	4-2-2	3-3-5	6-4-3	3-7-0	12-4-4	2-1-1	DNP

Opponent	Date	Score		21	22	41	52
				HERBERT HA	WILSON,A'J	COATES,ALA	HARRIS,TYA
at #7/6 Ohio State	11/14/16	92-80	w	4-5-0	5-3-0	10-13-3	3-0-3
HAMPTON	11/20/16	92-38	w	8-7-2	20-7-2	28-16-1	3-2-2
MAINE	11/21/16	79-42	w	13-8-2	14-3-2	12-14-0	4-2-3
SAINT PETER'S	11/22/16	93-38	w	9-4-0	14-5-4	16-7-2	7-0-1
vs #4/4 Louisville	11/27/16	83-59	w	11-2-1	17-5-5	17-14-1	0-0-6
at #14/15 Texas	12/01/16	76-67	w	2-4-2	31-12-0	6-7-0	10-1-0
at Duke	12/04/16	63-74	L	0-3-1	18-6-0	8-5-2	3-1-1
MINNESOTA	12/11/16	98-58	w	5-3-2	10-6-2	16-11-2	9-1-6
CLEMSON	12/15/16	83-61	w	8-5-0	20-10-4	19-10-3	0-1-0
#9/9 UCLA	12/18/16	66-57	w	2-7-0	13-13-0	20-14-0	2-1-1
at Savannah State	12/21/16	70-30	w	3-6-0	18-3-1	9-7-2	10-5-1



South Carolina Team Game-by-Game Comparison (as of Dec 21, 2016)  
All games



Opponent	1st	2nd	Score	Mar	Total FG	FG Pct	3-Pointers	3FG Pct	Free Throws	FT Pct	Rebounds	Assist	T/Over	Block	Steal	Fouls
#7/6 Ohio State	44/39	48/41	92-80	+12	31-64/28-70	.484/.400	4-11/7-27	.364/.259	26-41/17-24	.634/.708	48/36	16/10	17/17	5/5	9/2	22/29
HAMPTON	53/26	39/12	92-38	+54	29-70/14-58	.414/.241	6-21/4-15	.286/.267	28-35/6-12	.800/.500	50/36	19/9	9/24	8/3	12/3	12/26
MAINE	43/19	36/23	79-42	+37	33-59/15-56	.559/.268	3-14/5-22	.214/.227	10-16/7-9	.625/.778	42/27	21/9	10/13	5/2	7/4	11/15
SAINT PETER'S	64/21	29/17	93-38	+55	37-66/16-54	.561/.296	10-24/4-20	.417/.200	9-17/2-2	.529/1000	44/24	22/6	13/22	7/1	17/11	4/14
#4/4 Louisville	37/29	46/30	83-59	+24	27-60/23-60	.450/.383	5-17/6-18	.294/.333	24-31/7-10	.750/.500	46/29	17/14	13/17	4/5	7/3	19/27
#14/15 Texas	33/30	43/37	76-67	+9	22-52/28-68	.423/.412	2-10/4-13	.200/.308	30-40/7-14	.750/.500	37/40	5/13	13/17	6/9	10/5	18/29
Duke	29/36	34/38	63-74	(11)	24-57/30-60	.421/.500	6-23/5-12	.261/.417	9-14/9-11	.643/.818	33/30	14/8	19/16	3/3	6/14	11/15
MINNESOTA	57/27	41/31	98-58	+40	36-72/18-63	.528/.286	16-33/10-32	.485/.313	6-10/12-18	.600/.667	45/38	29/12	11/14	9/3	9/6	17/17
CLEMSON	38/28	45/33	83-61	+22	31-67/21-61	.463/.344	4-14/2-11	.286/.182	17-25/17-23	.680/.739	49/30	18/5	13/11	11/2	6/5	19/20
#9/9 UCLA	26/26	40/31	66-57	+9	22-66/22-78	.333/.282	1-3/4-27	.333/.148	21-32/9-17	.656/.529	54/47	6/9	15/9	5/7	4/11	14/27
Savannah State	39/12	31/18	70-30	+40	30-62/11-51	.484/.216	2-13/3-15	.154/.200	8-16/5-5	.500/1000	50/25	19/3	10/16	6/1	12/7	9/9

Note: Game totals are displayed in the format TEAM/OPPONENT for each category



**South Carolina Combined Team Statistics (as of Dec 18, 2016)  
vs. Ranked**



<b>RECORD:</b>	<b>OVERALL</b>	<b>HOME</b>	<b>AWAY</b>	<b>NEUTRAL</b>
ALL GAMES	4-0	1-0	2-0	1-0
CONFERENCE	0-0	0-0	0-0	0-0
NON-CONFERENCE	4-0	1-0	2-0	1-0

#	Player	gp-gs	min	avg	Total		3-Point		F-Throw		Rebounds			pf	dq	a	to	blk	stl	pts	avg		
					fg-fga	fg%	3fg-fga	3fg%	ft-fga	ft%	off	def	tot										
22	WILSON, A'ja	4-4	108	27.0	24-47	.511	0-0	.000	18-27	.667	12	21	33	8.3	12	1	5	15	10	4	66	16.5	
03	DAVIS, Kaela	4-4	123	30.8	19-50	.380	9-16	.563	17-20	.850	3	22	25	6.3	8	0	9	15	0	7	64	16.0	
10	GRAY, Allisha	4-4	118	29.5	23-43	.535	2-9	.222	12-18	.667	2	15	17	4.3	9	0	5	3	0	2	60	15.0	
41	COATES, Alaina	4-4	108	27.0	14-28	.500	0-0	.000	25-34	.735	18	30	48	12.0	12	0	4	6	5	4	53	13.3	
01	CUEVAS-MOORE, Bia	4-4	81	20.3	10-36	.278	1-7	.143	9-12	.750	1	7	8	2.0	12	0	8	6	0	6	30	7.5	
21	HERBERT HARRIGAN	4-0	80	20.0	7-14	.500	0-0	.000	5-7	.714	5	13	18	4.5	8	0	3	7	5	3	19	4.8	
52	HARRIS, Tyasha	4-0	97	24.3	4-15	.267	0-6	.000	7-12	.583	1	1	2	0.5	4	0	10	3	0	3	15	3.8	
04	CLINEY, Doniyah	4-0	66	16.5	1-7	.143	0-2	.000	7-12	.583	4	5	9	2.3	8	0	0	3	0	1	9	2.3	
15	DAVIS, Tiffany	2-0	10	5.0	0-1	.000	0-1	.000	1-2	.500	0	2	2	1.0	0	0	0	0	0	0	1	0.5	
12	BRADSHAW, Araion	2-0	5	2.5	0-1	.000	0-0	.000	0-0	.000	0	0	0	0.0	0	0	0	0	0	0	0	0.0	
00	PATRICK, Victoria	2-0	4	2.0	0-0	.000	0-0	.000	0-0	.000	0	0	0	0.0	0	0	0	0	0	0	0	0.0	
Team											12	11	23										
Total.....		4	800		102-242	.421	12-41	.293	101-144	.701	58	127	185	46.2	73	1	44	58	20	30	317	79.2	
Opponents.....		4	800		101-276	.366	21-85	.247	40-65	.615	57	95	152	38.0	112	7	46	60	26	21	263	65.8	

<b>TEAM STATISTICS</b>	<b>SC</b>	<b>OPP</b>
SCORING	317	263
Points per game	79.2	65.8
Scoring margin	+13.5	-
FIELD GOALS-ATT	102-242	101-276
Field goal pct	.421	.366
3 POINT FG-ATT	12-41	21-85
3-point FG pct	.293	.247
3-pt FG made per game	3.0	5.3
FREE THROWS-ATT	101-144	40-65
Free throw pct	.701	.615
F-Throws made per game	25.3	10.0
REBOUNDS	185	152
Rebounds per game	46.2	38.0
Rebounding margin	+8.3	-
ASSISTS	44	46
Assists per game	11.0	11.5
TURNOVERS	58	60
Turnovers per game	14.5	15.0
Turnover margin	+0.5	-
Assist/turnover ratio	0.8	0.8
STEALS	30	21
Steals per game	7.5	5.3
BLOCKS	20	26
Blocks per game	5.0	6.5
ATTENDANCE	13367	11825
Home games-Avg/Game	1-13367	2-5006
Neutral site-Avg/Game	-	1-1812

<b>Date</b>	<b>Opponent</b>		<b>Score</b>	<b>Att.</b>
11/14/16	at #7/6 Ohio State	w	92-80	6683
@ 11/27/16	vs #4/4 Louisville	w	83-59	1812
12/01/16	at #14/15 Texas	w	76-67	3330
12/18/16	#9/9 UCLA	w	66-57	13367

\* = Conference game  
@ = Basketball Hall of Fame Women's Challenge (Columbia, S.C./Springfield, Mass.)

<b>Score by Periods</b>	<b>1st</b>	<b>2nd</b>	<b>3rd</b>	<b>4th</b>	<b>Totals</b>
South Carolina	55	85	95	82	317
Opponents	65	59	66	73	263





**South Carolina Combined Team Statistics (as of Dec 21, 2016)**  
**All games**



<b>RECORD:</b>	<b>OVERALL</b>	<b>HOME</b>	<b>AWAY</b>	<b>NEUTRAL</b>
ALL GAMES	10-1	6-0	3-1	1-0
CONFERENCE	0-0	0-0	0-0	0-0
NON-CONFERENCE	10-1	6-0	3-1	1-0

##	Player	gp-gs	min	avg	Total		3-Point		F-Throw		Rebounds			pf	dq	a	to	blk	stl	pts	avg			
					fg-fga	fg%	3fg-fga	3fg%	ft-fga	ft%	off	def	tot											
22	WILSON, A'ja	11-11	280	25.5	68-123	.553	0-0	.000	44-64	.688	26	47	73	6.6	26	1	20	25	24	11	180	16.4		
41	COATES, Alaina	11-11	286	26.0	61-90	.678	0-0	.000	39-57	.684	42	76	118	10.7	21	0	16	14	19	11	161	14.6		
03	DAVIS, Kaela	11-10	306	27.8	50-131	.382	25-60	.417	25-32	.781	16	38	54	4.9	20	1	33	25	0	13	150	13.6		
10	GRAY, Allisha	11-11	287	26.1	56-110	.509	12-41	.293	24-35	.686	15	31	46	4.2	19	0	35	10	5	15	148	13.5		
01	CUEVAS-MOORE, Bia	11-10	210	19.1	26-77	.338	8-28	.286	14-22	.636	5	17	22	2.0	20	0	26	15	2	22	74	6.7		
21	HERBERT HARRIGAN	11-0	208	18.9	24-55	.436	0-2	.000	17-24	.708	19	35	54	4.9	16	1	10	15	14	7	65	5.9		
52	HARRIS, Tyasha	11-1	221	20.1	19-44	.432	6-19	.316	7-12	.583	2	12	14	1.3	9	0	24	16	2	4	51	4.6		
04	CLINEY, Doniyah	11-1	197	17.9	10-24	.417	1-5	.200	13-21	.619	18	28	46	4.2	15	0	9	11	1	9	34	3.1		
00	PATRICK, Victoria	8-0	66	8.3	5-18	.278	5-15	.333	2-5	.400	2	3	5	0.6	2	0	4	3	1	2	17	2.1		
12	BRADSHAW, Araion	8-0	75	9.4	3-10	.300	2-5	.400	0-0	.000	2	3	5	0.6	7	0	7	4	0	4	8	1.0		
15	DAVIS, Tiffany	8-0	64	8.0	2-13	.154	0-8	.000	3-5	.600	2	9	11	1.4	1	0	2	4	1	1	7	0.9		
Team											25	25	50											
Total.....		11	2200		324-695	.466	59-183	.322	188-277	.679	174	324	498	45.3	156	3	186	143	69	99	895	81.4		
Opponents.....		11	2200		226-679	.333	54-212	.255	98-145	.676	138	224	362	32.9	228	9	98	176	41	71	604	54.9		

<b>TEAM STATISTICS</b>	<b>SC</b>	<b>OPP</b>
SCORING	895	604
Points per game	81.4	54.9
Scoring margin	+26.5	-
FIELD GOALS-ATT	324-695	226-679
Field goal pct	.466	.333
3 POINT FG-ATT	59-183	54-212
3-point FG pct	.322	.255
3-pt FG made per game	5.4	4.9
FREE THROWS-ATT	188-277	98-145
Free throw pct	.679	.676
F-Throws made per game	17.1	8.9
REBOUNDS	498	362
Rebounds per game	45.3	32.9
Rebounding margin	+12.4	-
ASSISTS	186	98
Assists per game	16.9	8.9
TURNOVERS	143	176
Turnovers per game	13.0	16.0
Turnover margin	+3.0	-
Assist/turnover ratio	1.3	0.6
STEALS	99	71
Steals per game	9.0	6.5
BLOCKS	69	41
Blocks per game	6.3	3.7
ATTENDANCE	72051	19272
Home games-Avg/Game	6-12008	4-4365
Neutral site-Avg/Game	-	1-1812

<b>Date</b>	<b>Opponent</b>		<b>Score</b>	<b>Att.</b>
11/14/16	at #7/6 Ohio State	w	92-80	6683
@ 11/20/16	HAMPTON	w	92-38	11795
@ 11/21/16	MAINE	w	79-42	11057
@ 11/22/16	SAINT PETER'S	w	93-38	11455
@ 11/27/16	vs #4/4 Louisville	w	83-59	1812
12/01/16	at #14/15 Texas	w	76-67	3330
12/04/16	at Duke	L	63-74	6036
12/11/16	MINNESOTA	w	98-58	12461
12/15/16	CLEMSON	w	83-61	11916
12/18/16	#9/9 UCLA	w	66-57	13367
12/21/16	at Savannah State	w	70-30	1411

\* = Conference game  
@ = Basketball Hall of Fame Women's Challenge (Columbia, S.C./Springfield, Mass.)

<b>Score by Periods</b>	<b>1st</b>	<b>2nd</b>	<b>3rd</b>	<b>4th</b>	<b>Totals</b>
South Carolina	213	250	238	194	895
Opponents	147	146	155	156	604