



2015-16 Women's Basketball SOUTH CAROLINA

Assoc. Media Relations Director: Diana Koval | Office: 803.777.7977 | Cell: 314.369.6050 | Email: dkoval@mailbox.sc.edu | Twitter: @DianaKovalSID
Website: www.GamecocksOnline.com | Twitter: @GamecockWBB | Instagram: @GamecockWBB | Facebook: @GamecockWBB



2016 NCAA Tournament Sioux Falls Regional • March 25/27 • Denny Sanford PREMIER Center #14/15 Syracuse • #9/9 Ohio State • Tennessee



Schedule/Results

Nov. 13	#6/10 Ohio State (SECN+)	W, 88-80
Nov. 15	UNCG (SECN+)	W, 92-44
Nov. 18	at Clemson (ESPN3)	W, 67-41
Nov. 22	at UCLA (Pac-12 Network)	W, 68-65

Waikiki Beach Marriott Rainbow Wahine Showdown (Honolulu, Hawaii)

Nov. 27	vs. #16/18 Arizona State	W, 60-58
Nov. 28	vs. CSU Bakersfield	W, 90-71
Nov. 29	at Hawaii	W, 67-51
Dec. 6	#14/13 Duke (ESPN2)	W, 66-55
Dec. 13	Winthrop (SECN)	W, 86-37
Dec. 16	Hampton (SECN+)	W, 86-48

CresCom Bank Carolinas College Women's Challenge (Myrtle Beach, S.C.)

Dec. 20	vs. East Carolina	W, 88-57
Dec. 22	Elon (SECN+)	W, 78-63
Jan. 3	Arkansas* (ESPNU)	W, 85-32
Jan. 7	at Vanderbilt* (SECN^)	W, 71-61
Jan. 10	#20/- Missouri* (SECN)	W, 83-58
Jan. 14	at #9/9 Kentucky* (SECN)	W, 73-62
Jan. 17	#15/11 Texas A&M* (ESPN2)	W, 59-58
Jan. 21	at Auburn* (SECN+)	W, 74-58
Jan. 24	at #10/10 Miss. State* (ESPN2)	W, 51-57
Jan. 28	Ole Miss* (SECN+)	W, 81-62
Jan. 31	at #10/10 Texas A&M* (ESPN2)	W, 70-63
Feb. 4	#18/18 Kentucky* (SECN)	W, 78-68
Feb. 8	#1/1 Connecticut (ESPN2)	L, 54-66
Feb. 11	#16/19 Florida* (SECN+)	W, 86-71
Feb. 15	at #24/-Tennessee* (ESPN2)	W, 62-56
Feb. 18	Georgia* (SECN+)	W, 61-51
Feb. 22	at Alabama* (SECN)	W, 66-46
Feb. 25	at Ole Miss* (SECN^)	W, 66-45
Feb. 28	LSU* (ESPNU)	W, 75-39

SEC Tournament (Jacksonville, Fla.)

Mar. 4	vs. Auburn (SECN)	W, 57-48
Mar. 5	vs. #13/13 Kentucky (ESPNU)	W, 93-63
Mar. 6	vs. #16/16 Miss. St. (ESPN)	W, 66-52

NCAA Tournament (Columbia, S.C./Sioux Falls, S.D.)

Mar. 18	Jacksonville (ESPN2)	W, 77-41
Mar. 20	Kansas State (ESPN)	W, 73-47

* indicates SEC Game; SECN^ indicates whip around coverage on SEC Network with full game available on SECN+

#TheShowSC

South Carolina head coach Dawn Staley selected this season's theme as "The Show" to recognize all the elements that go into what has become one of the nation's premier programs. For the first time the theme is not focused on the team itself. Instead, Staley wanted to showcase the state of South Carolina, the fans, the band, the cheerleaders, the program, the University and how they have come together to support her team.

South Carolina Gamecocks 33-1, 16-0 SEC



Ranking: 3/2 (AP/Coaches)
Head Coach: Dawn Staley
Record at SC: 188-75 (8th)
Career Rec.: 360-155 (16th)
Top Scorer: A'ja Wilson (16.1)
Top Reb.: Alaina Coates (10.1)

Game Information

Tickets: \$40-80 Booklets; \$24-48 Single Session

Broadcast: ESPN (Beth Mowins, play-by-play; Stephanie White, analyst; Maria Taylor, sideline)
Radio: 107.5 The Game (Brad Muller)

Live Stats: GamecocksOnline.com

NCAA Tournament History

Appearances	13 (1982, 1986, 1988, 1989, 1990, 1991, 2002, 2003, 2012, 2013, 2014, 2015, 2016)	Sweet 16 Appearances	7 (1982, 1990, 2002, 2012, 2014, 2015, 2016)
Staley Era	5 (2012, 2013, 2014, 2015, 2016)	Elite Eight Appearances	2 (2002, 2015)
Overall Record	19-12	Staley Era	1 (2015)
Staley Era	11-4	Final Four Appearances	1 (2015)












Game Notables

- South Carolina has recent history with all three of the other teams advancing to the Sioux Falls Regional, posting a 7-0 record against the field over the last two seasons, including wins this season over Ohio State and Tennessee. The Gamecocks knocked Syracuse out of the 2015 NCAA Tournament in the second round, their second win over the Orange in the 2014-15 season.
- The Gamecocks are 13-1 against ranked opponents this season, posting a school record for ranked wins in a season. In the last two seasons, South Carolina is a combined 22-4 against ranked foes, including 9-3 against top-10 teams. This season, the Gamecocks' frontcourt has dominated ranked opponents with sophomore forward A'ja Wilson averaging a team-high 19.1 points and junior center Alaina Coates averaging a double-double (10.3 ppg/10.2 rpg).
- South Carolina's defense has held its opponent to fewer than 60 points 22 times this season, including seven games against a ranked opponent. A team has not reached 65 points against the Gamecocks since Florida netted 71 on Feb. 11, a span of 10 games.
- Gamecocks make up half of the Naismith Trophy finalists this season with Tiffany Mitchell and A'ja Wilson still in the running for the national player of the year award. The duo is also on the Wooden Award Final Ballot.
- Junior center Alaina Coates leads the Gamecocks with 15.0 points and 9.1 rebounds per game in her NCAA Tournament career (10 games). She has scored in double figures in nine tournament games and posted double-digit rebounds six times. In the two games this season, she leads the team in both categories as well with 18.0 points and 10.0 rebounds per game.
- Senior guard Tiffany Mitchell has thrived in the final postseason run of her career, putting her all-around game on display in her last four outings. In that stretch, she averaged 18.3 points on 49.1 percent shooting, including 39.1 percent from 3-point range, to go with 2.8 assists and 2.5 steals per game. While her numbers heading into that stretch – 14.7 ppg, 40.7 percent shooting, 34.2 percent 3-point shooting, 2.5 assists and 1.7 steals per game – would be considered successful for most players, the current run is more in line with her now three-time All-America expectations.
- Sophomore forward A'ja Wilson has proven to shine brightest under the harshest spotlight, averaging 19.1 points and 9.7 rebounds against ranked opponents, playing 29.7 minutes per game. Her production against ranked foes is more efficient than any other forward on the Wooden Award Final Ballot, which includes just one other sophomore. Wilson scored 0.644 points per minute, edging out UConn's Breanna Stewart's 0.638 pace. (See complete chart pg. 6)
- The Gamecocks' postseason success has come courtesy of increased scoring from its point guards as Bianca Cuevas and Khadijah Sessions average 9.6 points and 8.0 points, respectively, in the last five games. The duo is shooting a combined 53.6 percent (30-of-56) during the stretch while each has also handed out nine assists and 12 steals in that time.

A Look Inside

Game Notes	1-14
Records Update	15-16
Season Statistics	17-24
Season Box Scores	25-34
Team Profiles	35-58
NCAA Tournament History	59-62
News Clippings	63-92

2015-16 South Carolina Media Roster

1		<p>Bianca Cuevas 5-6 • So. • Guard • Bronx, N.Y. <i>kway-VAHS</i></p> <p>PPG 6.7 RPG 1.7 APG 1.8 FG% .380 FT% .758</p>	<p>LAST GAME: 8 pts, 2 rebs, 1 stl vs. K-State NOTABLE: Lightning-quick guard who finishes well in traffic545 FG %age over last 5 games ... 3rd in team with 10.7 ppg in SEC Tourn. ... ≥ 10 points 8x ... ≥ 3 steals 8x this season ... 2014 McDonald's All-America.</p>	<p>Career Highs Pts: 21 at Ole Miss, 2/1/15 Reb: 6 at Alabama, 2/22/16 Ast: 6 vs. CSUB, 11/28/15 Stl: 5 vs. Missouri, 1/10/16</p>
4		<p>Doniyah Cliney 6-0 • R-Fr. • Guard • Newark, N.J. <i>dawn-YAY CLY-nee</i></p> <p>PPG 3.1 RPG 0.8 APG 0.7 FG% .426 FT% .667</p>	<p>LAST GM: 6 mins vs. K-State NOTABLE: Athletic guard with good court vision, improving constantly since return from hand injury ... played in 20 games with 2 starts ... scored in double figures once (Florida) ... won two HS state titles.</p>	<p>Career Highs Pts: 10 vs. Florida, 2/11/16 Reb: 3, 2x, vs. Florida, 2/11/16 Ast: 3 at Auburn, 1/21/16 Stl: 3 vs. Georgia, 2/18/16</p>
5		<p>Khadijah Sessions 5-8 • Sr. • Guard • Myrtle Beach, S.C. <i>kub-DEE-zhub SESH-uns</i></p> <p>PPG 6.7 RPG 2.6 APG 2.2 FG% .457 FT% .645</p>	<p>LAST GM: 6 pts, 2 assts, 2 stls vs. K-State NOTABLE: Team captain ... career best FG %age ... in SEC, 7.4 ppg on 45.3% FG ... in SEC Tourn, 8.7 ppg, .538 FG%, .750 3FG %age ... posted ≥4 assts 9x, scored ≥10 pts 9x ... 5th in SEC in steals (2.0).</p>	<p>Career Highs Pts: 19 vs. Auburn, 2/3/13 Reb: 11 at Alabama, 2/22/16 Ast: 8 vs. NC Central, 12/1/14 Stl: 6 vs. Georgia, 2/18/16</p>
22		<p>A'ja Wilson 6-5 • So. • Forward • Hopkins, S.C. <i>A-zhub</i></p> <p>PPG 16.1 RPG 8.7 BPG 3.1 FG% .529 FT% .722</p>	<p>LAST GM: 8 pts, 5 rebs, 3 blks vs. K-State NOTABLE: SEC Player and Def. Player of the Year ... 13 dbl-dbls, 11th in NCAA in bpg ... SEC top 5 in ppg, rpg, FG% ... SEC Tourn All-Tourn ... Naismith and Wooden finalist ... two-time All-America.</p>	<p>Career Highs Pts: 28 vs. Duke, 12/6/15 Reb: 19 at Kentucky, 3/1/15 Blks: 8, 2x, vs. TAMU, 1/17/16 Stl: 3, 4x, vs. C. Mich., 12/20/14</p>
23		<p>Tina Roy 5-11 • Sr. • Guard • Kaplan, La.</p> <p>PPG 5.8 RPG 1.6 APG 2.2 FG% .335 FT% .455</p>	<p>LAST GM: 6 pts, 5 rebs vs. K-State NOTABLE: Team captain ... in SEC play – 7.4 ppg, .387 3FG %age (36-of-93) ... overall, 5th in SEC in 3s/gm (1.8) ... ≥4 3s in 5 games ... ≥3 assts in 15 games ... 2nd on team in assts vs. SEC (2.6).</p>	<p>Career Highs Pts: 21 vs. Arkansas, 1/3/16 Reb: 8 at Miss. St., 2/6/14 Ast: 10 vs. Sav. St., 12/14/14 Stl: 3, 2x, vs. Ole Miss, 1/28/16</p>
24		<p>Sarah Imovbioh 6-2 • Sr. • Forward • Abuja, Nigeria <i>ih-MOE-vee-o</i></p> <p>PPG 4.2 RPG 5.0 APG 0.2 FG% .586 FT% .424</p>	<p>LAST GM: 5 pts, 9 rebs vs. K-State NOTABLE: Great energy, aggressive around rim ... great boost off bench vs. K-State with starting frontcourt struggling with fouls/illness ... double-digit rebounds 3x, double-digit points 3x, 1 double-double.</p>	<p>Career Highs Pts: 19 vs. Hampton, 12/16/15 Reb: 12 vs. ECU, 12/20/15 Ast: 2, 2x, vs. Missouri, 1/10/16 Stl: 2, 3x, at Ole Miss, 2/15/16</p>
25		<p>Tiffany Mitchell 5-9 • Sr. • Guard • Charlotte, N.C.</p> <p>PPG 15.1 RPG 2.8 APG 2.5 FG% .419 FT% .820</p>	<p>LAST GM: 20 pts, 3 assts, 4 stls vs. K-State NOTES: All-SEC 1st Team ... ≥20 pts 3 of last 6 games ... Last 3 – 17.7 ppg, 48.7% FG ... SEC Tourn MVP ... vs. SEC 15.6 ppg, 2.8 apg, 1.9 spg ... Naismith, Wooden, Staley finalist ... 2x SEC POY, 3x All-America.</p>	<p>Career Highs Pts: 25 vs. Georgia, 2/27/14 Reb: 11, 5x, at Arkansas, 1/2/14 Ast: 9 at SDSU, 11/23/13 Stl: 7 vs. NC Central, 12/1/14</p>
31		<p>Asia Dozier 6-0 • Sr. • Guard/For. • Columbia, S.C. <i>DOE-zhur</i></p> <p>PPG 3.1 RPG 1.1 APG 2.3 FG% .298 FT% .750</p>	<p>LAST GM: 3 pts, 2 rebs, 3 assts vs. K-State NOTABLE: Two-time team captain ... cerebral player, nurturing leader ... Last 5 games – team-high 3.2 assts per game ... ≥3 assts in 13 games ... always seems to deliver timely points or defensive play.</p>	<p>Career Highs Pts: 16, 2x, at SDSU, 11/23/13 Reb: 10 vs. Elon, 11/9/12 Ast: 9 vs. Kentucky, 3/5/16 Stl: 2, 9x, vs. Hampton, 12/16/15</p>
40		<p>Jatarie White 6-4 • So. • Forward • Charlotte, N.C. <i>juh-TAR-ee</i></p> <p>PPG 3.0 RPG 3.0 APG 0.6 FG% .341 FT% .615</p>	<p>LAST GAME: 3 pts, 3 rebs, 3 assts vs. K-State NOTABLE: Solid play not always in box score ... improving on both sides of ball ... great vs. K-State with starting frontcourt struggling with fouls/illness ... ≥5 rebs 7x ... ≥10 pts 2x ... 2014 WBCA, McDonald's HS All-America.</p>	<p>Career Highs Pts: 14 vs. ECU, 12/20/15 Reb: 9 vs. Winthrop, 12/13/15 Blk: 4 vs. Winthrop, 12/13/15 Stl: 2 vs. Syracuse, 3/22/15</p>
41		<p>Alaina Coates 6-4 • Jr. • Center • Irmo, S.C. <i>uh-LAY-nub COATS</i></p> <p>PPG 12.0 RPG 10.1 BPG 1.3 FG% .634 FT% .563</p>	<p>LAST GM: 14 pts, 10 rebs vs. K-State NOTABLE: All-SEC 1st Team ... 12th in NCAA w/ 19 dbl-dbls (1 triple) – 10 in SEC ... avg. dbl-dbl in NCAA Tourn. play ... 22nd in NCAA in rpg ... 4 20-point games ... 2x All-SEC 2nd Team.</p>	<p>Career Highs Pts: 29 vs. Winthrop, 12/13/15 Reb: 18 at Alabama, 2/22/16 Blk: 10 vs. Winthrop, 12/13/15 Ast: 6 at Texas A&M, 1/31/16</p>
44		<p>India Farmer 6-0 • Jr. • Forward • N. Myrtle Beach, S.C.</p> <p>PPG 0.0 RPG 0.5 APG 0.0 FG% .000 FT% --</p>	<p>LAST GAME: 2 mins vs. Jacksonville NOTABLE: Played in 9 games this season after seeing action in 16 in 2014-15, including five SEC and three postseason ... great team player ... works hard with good attitude.</p>	<p>Career Highs Pts: 3, 2x, vs. Alabama, 1/19/14 Reb: 3 vs. NC Central, 12/2/13 Blk: 2 vs. UNCG, 11/15/15 Stl: 1 at Florida, 1/19/15</p>

Starter

Reserve

The Five-Second Count

In looking for their second-straight NCAA Final Four appearance, the 2015-16 Gamecocks have shown a balanced approach and an ability to “stay in character,” as head coach Dawn Staley likes to say. South Carolina is among the nation’s top 25 in scoring margin, rebounding margin, field goal percentage, field goal percentage defense and blocked shots. Known best for its trio of double-digit scoring First-Team All-SEC selections, South Carolina boasts a roster in which every Gamecock has embraced her role and has stepped up when her team has needed her most. The combination has South Carolina listed among the top three in the nation all season and yielded a perfect 16-0 SEC regular season and three more wins to repeat as SEC Tournament champs.

Quick Facts

The University

Location: Columbia, S.C.
Founded: 1801
Enrollment: 32,972
Colors: Garnet (PMS 202C) and Black
Nickname: Gamecocks
Conference: Southeastern
President: Dr. Harris Pastides
Athletics Director: Ray Tanner
Facility: Colonial Life Arena (18,000)

Coaching Staff

Head Coach: Dawn Staley
Alma Mater: Virginia, 1992
Overall Record: 360-155 (16th season)
School Record: 188-75 (8th season)
Assoc. Head Coach (Alma Mater):
 Lisa Boyer (Ithaca, 1979)
Assistant Coaches (Alma Mater):
 Nikki McCray-Penson (Tennessee, 1995)
 Fred Chmiel (Excelsior, 2001)

Team Information

2014-15 Record: 34-3
 Home: 16-0 Away: 9-2 Neutral: 9-1
SEC Record (Finish): 15-1 (T-1st)
 Home: 8-0 Away: 7-1
Letterwinners Returning/Lost: 11/3
Starters Returning/Lost: 3/2

Program History

First Year of Women’s Basketball: 1974-75
All-Time Record: 768-504 (42nd season)
All-Time SEC Record: 147-201 (25th season)
NCAA Appearances (Last): 13 (2016)
NCAA Tournament Record: 17-12
2015 NCAA Result: Final Four; L, 65-66, Notre Dame; Tampa, Fla.
WNIT Appearances (Last): 4 (2011)
WNIT Record: 3-4

Media Relations

Women’s Basketball Contact: Diana Koval
Office: 803.777.7977
Cell: 314.369.6050
Email: dkoval@mailbox.sc.edu
Press Row Phone: 803.777.6182
Athletics Department on the Web
Website: GamecocksOnline.com
Twitter: @GamecocksOnline
Instagram: @GamecocksOnline
Facebook: Facebook.com/GamecocksOnline
YouTube: YouTube.com/GamecocksOnline
Women’s Basketball on Twitter
Team: @GamecockWBB
Head Coach: @DawnStaley

By the Numbers

	2	16.2	19	32
--	----------	-------------	-----------	-----------

- SEC head coach to win the league’s Coach of the Year award by a vote of his/her peers in three straight seasons – Dawn Staley (2014, 2015, 2016)
- Gamecocks named among the four finalists for the Naismith Award – Tiffany Mitchell and A’ja Wilson
- Players in SEC history to earn Player and Defensive Player of the Year honors in the same season – A’ja Wilson 2016, Sylvia Fowles (LSU), 2008
- Gamecocks who are averaging double-figure points in the NCAA Tournament – Alaina Coates (18.0), Tiffany Mitchell (17.0) and A’ja Wilson (11.5)
- Games this season in which senior guard Tiffany Mitchell scored 20 points, including five in SEC play and two in the last four games
- Games this season in which multiple Gamecocks have posted a double-double, including last Friday’s win over Jacksonville
- Quarters this season in which a Gamecock has scored in double-figures, including five each from Tiffany Mitchell and A’ja Wilson
- Points in the paint more per game scored by the Gamecocks than their opponents
- Points per game by senior guard Tiffany Mitchell in postseason play (SEC and NCAA Tournaments)
- Double-doubles this season by junior Alaina Coates
- Games this season in which South Carolina has allowed fewer than 60 points this season, including 10 yielding fewer than 50 points
- Free throw attempts per game by South Carolina, compared to 14.3 by their opponents
- Double-digit victories for the Gamecocks in 34 games this season
- Quarters this season in which the Gamecocks have held their opponent to single digits, including at least one in seven of the last eight games
- Points per game allowed by the Gamecocks over the last five games
- Quarters this season in which the Gamecocks have scored 20 or more points, including 18 quarters of 25 or more

Current Streaks

	Total	Home	Road	Neut.
Overall	W11	W5	W11	W6
SEC	W16	W26	W8	—
Non-Conference	W5	W2	W3	W6
Ranked Teams	W4	W1	W4	W3

Syracuse Series Notes

The Gamecocks lead the all-time series 3-1 after a pair of wins over the Orange in the 2014-15 season. The two wins of the Dawn Staley era came in opposite fashion as South Carolina had to rally from a 10-point second-half deficit for a 67-63 win on Nov. 28 in the Junkanoo Jam but the Gamecocks dominated early in a 97-68 win on March 22 in the second round of the NCAA Tournament.

In the first meeting last season, South Carolina mounted a furious 18-4 run that closed the game. Syracuse locked down the Gamecocks’ veteran post players, but then-freshman A’ja Wilson dominated late in the second half with six of her 10 rebounds and 11 of her 15 points coming in the period. In the final 2:00 of the game, Asia Dozier, Tiffany Mitchell and Wilson combined to seal the victory.

In last season’s NCAA Tournament game, Dozier applied the early pressure with three 3s early in the game to loosen up the Orange’s zone and the Gamecocks’ defense allowed just 25.7 percent shooting in the opening 20 minutes en route to a 53-25 half-time lead, from which Syracuse could not recover.

The four games of the series break down as follows:

Date	W/L	Score	Site	Rank (SC/SU)
3/22/15	W	97-68	H	3/-
11/28/15	W	67-63	N	1/22
12/2/01	W	76-58	H	25/-
12/2/00	L	58-73	A	-/-

Ohio State/Tennessee Series Notes

South Carolina is familiar with both of the other teams in the Sioux Falls Regional having played each once already this season.

Against Ohio State in the season opener for both teams (Nov. 13), South Carolina used a 10-0 run over the final

Gamecocks in the Rankings

Team	SEC	NCAA	Actual
Scoring Offense	3	34	73.6
Scoring Defense	3	25	54.9
Scoring Margin	1	8	+18.7
Field Goal Percentage	3	17	.456
Field Goal %age Def.	1	10	.346
3-Point FG %age	3	96	.326
3-Point FG %age Def.	4	55	.282
3-Point FG Made/Gm.	6	181	5.4
Free Throw Percentage	10	252	.667
Rebounding Offense	2	—	40.8
Rebounding Defense	3	—	32.8
Rebounding Margin	1	23	+8.0
Assists	6	76	14.5
Steals	5	74	9.0
Turnover Margin	9	105	+1.6
Turnovers	—	75	14.4
Assist-to-Turnover Ratio	2	57	1.0
Blocked Shots	1	22	5.4
Home Attendance Avg.	1	1	14,364

Alaina Coates	SEC	NCAA	Actual
Scoring	18	—	12.0
Rebounding	1	22	10.1
Blocks	9	171	1.3
Off. Rebounds	7	—	3.0
Double-Doubles	1	12	19

Tiffany Mitchell	SEC	NCAA	Actual
Scoring	7	179	15.1
FT Percentage	4	59	.820
Steals	7	214	1.8
3FG Made/Game	6	243	1.8

Tina Roy	SEC	NCAA	Actual
3FG Made/Game	5	243	1.8

Khadijah Sessions	SEC	NCAA	Actual
Steals	5	116	2.1

A’ja Wilson	SEC	NCAA	Actual
Scoring	5	108	16.1
Rebounding	4	82	8.7
FG Percentage	1	38	.529
FT Percentage	9	246	.722
Blocks	1	11	3.1
Off. Rebounds	13	—	2.7
Double-Doubles	2	35	13

two minutes to break open a tie game and post an 88-80 win over the Buckeyes, ranked No. 6/10 at the time. The Gamecocks' frontcourt dominated at crunch time with Alaina Coates and A'ja Wilson accounting for all 10 of the final points to both finish with double-doubles on the night.

Against the Lady Vols in Knoxville (Feb. 15), a 12-2 run midway through the fourth quarter allowed South Carolina to pull away for a 62-56 win that clinched at least a share of the Gamecocks' third-straight SEC regular-season championships.

NCAA Tournament Tally

South Carolina is in its 13th NCAA Tournament and fifth straight under head coach Dawn Staley, making this season's senior class just the third in program history to play in the NCAA Tournament every season. South Carolina earned its third No. 1 seed in as many seasons.

The Gamecocks are 19-12 overall in the NCAA Tournament with seven Sweet 16 appearances, highlighted by last season's run to the program's first NCAA Final Four.

In her 16th season as a head coach, Staley has taken a team to the NCAA Tournament 10 times. She is 10-10 at the event, including an 11-4 mark at South Carolina.

Gamecocks Against the Field

South Carolina has faced 13 teams that made this season's NCAA Tournament, including four other teams in the Sioux Falls Region. The Gamecocks went 17-1 against those 13 teams, which includes eight SEC foes, and 6-1 against teams seeded in the top three in their region.

In addition to their eight SEC rivals in the field – Auburn, Florida, Georgia, Kentucky, Mississippi State, Missouri, Tennessee and Texas A&M – the Gamecocks posted non-conference wins against Arizona State, Hawaii, Ohio State and UCLA, while dropping their game against UConn.

In the 18 games against the NCAA Field, the Gamecocks averaged 69.8 points on 43.7 percent field goal shooting, while allowing 59.9 points per game on 36.7 percent shooting. South Carolina out-rebounded those teams by 3.6 per game and averaged 8.8 steals and 5.6 blocks. The Gamecocks significantly out-scored those teams at the free throw line, making 17.1 per game to their opponents' 10.6. A'ja Wilson averaged a team-best 16.9 points per game to go with 9.1 rebounds and 3.5 blocks per game. Alaina Coates averaged just shy of a double-double in those 18 games with 10.1 points and 9.9 rebounds.

SEC Tournament Rewind

South Carolina capped its 16-0 SEC regular-season record with its second-straight SEC Tournament title. The Gamecocks joined Tennessee (1999-2000 and 2010-11) and Georgia (1983-84) as the only programs to win both the regular-season and tournament titles in back-to-back seasons. Those three programs are also the only ones to go undefeated in the SEC regular season and win the SEC Tournament – Georgia in 1986 (9-0 season, 3-0 tournament), Tennessee in 1994 (11-0 season, 3-0 tournament) and in 2011 (16-0 season, 3-0 tournament).

Ranked Readings

The Gamecocks have played 14 games against ranked teams this season with an 13-1 record. The win total includes four against top-10 teams and broke last season's school record of 10 wins against nationally ranked foes. In 2014-15, five of the 10 wins were against top-10 foes.

This season against ranked teams, South Carolina averages 71.1 points on 44.1 percent field goal shooting while holding its opponent to 61.6 points per game on 36.9 percent shooting. Sophomore forward A'ja Wilson leads the offense with 19.1 points per game to go with her 9.7 rebounds per outing. Junior center Alaina Coates averages a double-double against ranked teams this season – 10.3 points, 10.2 rebounds. Senior guard Tiffany Mitchell adds 14.8 points per game against ranked opponents.

In the 10 games against ranked SEC opponents, the Gamecocks are out-performing their early-season tangles with the nation's elite. In those 10 outings, South Carolina averaged 72.7 points on 45.1 percent shooting and held its opponents to 60.2 points per game on 37.3 percent shooting.

After posting a 26-9 record against ranked opponents since the start of the 2013-14 season, head coach Dawn Staley has a 38-43 mark vs. the nation's best teams during

her South Carolina tenure, highlighted by a 26-8 mark when the Gamecocks carry a better ranking than their opponent into the contest.

SEC Title Talk

South Carolina joined elite company with its third-straight SEC regular-season title, which the Gamecocks claimed out-right with their win over Georgia (Feb. 18). South Carolina became just the third program to win three straight titles, joining Tennessee (2000-2004 and 1993-1995) and Auburn (1987-89). The Gamecocks' 16-0 league record is even more rare, having been posted just once before SEC history – Tennessee, 2011.

In eight seasons under head coach Dawn Staley, the Gamecocks finished outside the league's top five just twice – an unprecedented achievement for a program that had finished INSIDE the top five only two times in the previous 17 seasons. Staley's 83 wins include five seasons of double-digit league victories – 10 in 2012, 11 in 2013, an SEC-best 14 in 2014 and 15 in 2015, and currently 15 in 2016 – and account for 56.5 percent of the program's all-time 147 league wins.

2015-16 Awards

Alaina Coates

- Wade Watch List
- All-SEC First Team (Coaches, AP)
- Naismith Midseason Watch List
- Wooden Award Watch List
- SEC Player of the Week (Jan. 26-Feb. 1)

Tiffany Mitchell

- Wade Watch List
- Naismith Trophy Finalist
- Wooden Award Final Ballot Top 15
- Third-Team All-America (ESPN)
- All-SEC First Team (Coaches, AP)
- SEC Tournament MVP
- CoSIDA Academic All-America (Second Team)
- USBWA Ann Meyers Drysdale Midseason List
- Dawn Staley Award Watch List
- Senior CLASS Award Finalist

Khadijah Sessions

- SEC Community Service Team (Women's basketball)

A'ja Wilson

- Wade Watch List
- Naismith Trophy Finalist
- Wooden Award Final Ballot Top 15
- First-Team All-America (ESPN)
- SEC Player of the Year (Coaches, AP)
- SEC Defensive Player of the Year
- All-SEC First Team (Coaches, AP)
- SEC All-Defensive Team
- SEC Tournament All-Tournament Team
- USBWA Ann Meyers Drysdale Midseason List
- 2015 USA Basketball Female Athlete of the Year
- Four-time SEC Player of the Week
- ESPN National Player of the Week (Jan. 12-18)

Dawn Staley

- Naismith National Coach of the Year Finalist
- SEC Coach of the Year (Coaches, AP)
- USA Basketball co-National Coach of the Year

2015-16 Double-Doubles

Alaina Coates (19)

11/13	Ohio State	17 pts/13 rebs
11/22	at UCLA	12 pts/12 rebs
12/13	Winthrop	29 pts/16 rebs/10 blks
12/16	Hampton	22 pts/12 rebs
12/20	vs. East Carolina	10 pts/15 rebs
1/3	Arkansas	11 pts/10 rebs
1/7	at Vanderbilt	11 pts/10 rebs
1/10	Missouri	13 pts/12 rebs
1/21	at Auburn	17 pts/10 rebs
1/28	Ole Miss	13 pts/14 rebs
1/31	at Texas A&M	12 pts/10 rebs
2/4	Kentucky	27 pts/13 rebs
2/11	Florida	14 pts/11 rebs
2/22	at Alabama	13 pts/18 rebs
2/25	at Ole Miss	11 pts/14 rebs
3/4	vs. Auburn	14 pts/12 rebs
3/5	vs. Kentucky	13 pts/10 rebs
3/18	Jacksonville	22 pts/10 rebs
3/20	Kansas State	14 pts/10 rebs

Sarah Imovbioh (1)

11/15	UNCG	14 pts/11 rebs
-------	------	----------------

A'ja Wilson (13)

11/13	Ohio State	20 pts/14 rebs
11/15	UNCG	19 pts/10 rebs
11/22	at UCLA	11 pts/10 rebs
11/27	vs. Arizona State	18 pts/11 rebs
12/6	Duke	28 pts/11 rebs
12/20	vs. East Carolina	15 pts/10 rebs
1/3	Arkansas	11 pts/10 rebs
1/10	Missouri	11 pts/11 rebs
1/14	at Kentucky	26 pts/13 rebs
1/31	at Texas A&M	27 pts/10 rebs
2/22	at Alabama	16 pts/10 rebs
3/6	vs. Mississippi State	19 pts/13 rebs
3/18	Jacksonville	15 pts/11 rebs

Gamecocks in 2015-16 National Polls

Poll	Pre	11/16	11/23	11/30	12/7	12/14	12/21	12/28	1/4	1/11	1/18	1/25	2/1	2/8	2/15	2/22	2/29	3/7	3/14	Final
Associated Press	2	2	2	2	2	2	2	2	2	2	2	2	2	2	3	3	3	3	3	3
Coaches	2	2	2	2	2	2	2	2	2	2	2	2	2	2	2	2	2	2	2	2

Poll Position

South Carolina remains at No. 2 in the nation in the USA Today Coaches Poll, while sitting at No. 3 in the AP poll, marking the 38th-straight time the Gamecocks have been ranked among the nation's top three teams. South Carolina has held a top-10 position in the Associated Press poll for 48 straight weeks and been ranked in the AP top 25 for 74 consecutive weeks (beginning Dec. 10, 2012), breaking the school record of 62 from Feb. 27, 1979 through Jan. 9, 1983.

Strength in Numbers

Based on cumulative opponent winning percentage, South Carolina currently has the 27th toughest schedule in the nation. The 28 teams the Gamecocks have faced this season have a current winning percentage of .595.

With 17 games away from Columbia, the Gamecocks are fourth in the RPI – best in the SEC with Kentucky (13), Texas A&M (19) and Mississippi State (24) also among the top 25. Florida (26), Tennessee (28), Georgia (35), and Missouri (45) are in the top 50.

Rare Air

When the SEC coaches voted for their award winners this season, they put South Carolina in elite company, beginning with naming Dawn Staley the Coach of the Year for the third-straight season. She is the league's first to retain the award for that long and joins four other coaches who have won the award at least three times, but never consecutively. Staley was also named AP SEC Coach of the Year.

Similarly, the SEC Player of the Year award had never stayed with one program for three straight seasons until A'ja Wilson picked it up from the league coaches this season, following back-to-back winner Tiffany Mitchell. Wilson went on to become just the second player in SEC history to win both Player of the Year and Defensive Player of the Year honors in the same season, joining LSU's Sylvia Fowles (2008). Wilson earned SEC Player of the Year honors from the AP as well.

Mitchell became just the second Gamecock ever to earn a spot on the All-SEC First Team three times. Junior center Alaina Coates joined Mitchell and Wilson with first-team honors, her first appearance at the top of the All-SEC list after pulling in second-team recognition her first two

seasons. The trio also appeared on the AP All-SEC First Team, making up half of the six-member squad.

National Recognition

A trio of Gamecocks have captured attention in the national player of the year race throughout the season. Alaina Coates, Tiffany Mitchell and A'ja Wilson all appeared on the Wade Watch List, released last week. Mitchell and Wilson are on the Wooden Award Final Ballot and are Naismith Trophy finalists. Head coach Dawn Staley is a finalist for the Naismith Coach of the Year award as well. Mitchell is also a finalist for the Dawn Staley Award and the Senior CLASS award.

ESPN released its All-America teams last week, tapping Wilson with first-team honors and placing Mitchell on the third team.

Basketball and Books

Senior guard Tiffany Mitchell was named to the CoSIDA Academic All-America Second Team this week, becoming the first Gamecock to be named to one of the teams since Martha Parker (third team) in 1989. Mitchell was the only SEC player to make one of the three teams and is also a finalist for the Senior CLASS Award for displaying excellence in community, classroom, character and competition.

The Gamecocks have had a CoSIDA Academic All-District selection in each of the last three seasons and in four of head coach Dawn Staley's eight seasons at South Carolina.

Rising Rebounder

Junior center Alaina Coates moved into fourth place on South Carolina's all-time rebounding list with her 10 against Jacksonville (Mar. 18), becoming just fifth Gamecock to amass 900 rebounds in her career. She is just the second to reach the mark before her senior season. Her 904 career boards includes a school-record 627 on the defensive end, while her 277 career offensive rebounds are sixth in program history. Coates already holds the program's record for career rebounds in SEC play (433).

The Irmo, S.C., native has also moved into a tie for fourth place with 19 double-doubles this season. Coates is the first new entry in the program's top 10 that category since Marsha Williams posted 17 in the 1991-92 season.

Moving on Up

Three other Gamecocks recently moved up in the program's top-five lists, including Tiffany Mitchell and Tina Roy who now share the school record for games played at 138.

With four steals against Kansas State (Mar. 20), Mitchell moved into fourth place in career steals with 233. Tina Roy's two 3-pointers against the Wildcats put her into a tie for fifth in career made 3s at 159. A'ja Wilson blocked three shots against K-State to take over second place in career blocks with 165.

For the Record

The Gamecock veterans have made a steady assault on the program's record books, both individually and as a group. (See pg. 16 for updated record book.)

Team

- Blocks (game) – 16 vs. Winthrop, 12/13/15
- Win Streak – 22 games, tied 2014-15 start

Four-Year Seniors

- Career Wins – 121

Alaina Coates ranks among the program's top 10 in nine career stats and five season stats, including the following nine school records:

- SEC Double-Doubles (career) – 20
- SEC Double-Doubles (season) – 10
- Defensive Rebounds (career) – 632
- Defensive Rebounds (season) – 243
- SEC Rebounds (career) – 433
- SEC Rebounds (season) – 177
- SEC Defensive Rebounds (career) – 314
- SEC Defensive Rebounds (season) – 140
- Blocks (game) – 10 vs. Winthrop, 12/13/15

Tiffany Mitchell ranks among the program's top five in 10 career categories, including the following school records:

- SEC Points (career) – 862
- Games Started (career) – 134
- Games Played (career) – 138 (tied)
- Consecutive Games Started – 103

Tina Roy ranks among the program's top five in two career categories, including a share of the following school record:

- Games Played (career) – 138

The Staley Era

In her eighth season at the South Carolina helm, head coach Dawn Staley has guided the program to unprecedented success not just in the SEC but on the national stage as well. Staley led the program to its first ever No. 1 ranking in both the AP and USA Today/Coaches Poll. She also delivered the first SEC regular-season and tournament championships. In fact, Staley has accounted for 83 of the program's all-time 147 SEC regular-season victories – 56.5 percent in just eight of the 25 seasons the Gamecocks have been in the league.

The Staley Era (2008-09 through present)

Wins	
30-Win Seasons	2
25-Win Seasons	5
20-Win Seasons	5
Winning Seasons	6

National Rankings

Weeks in the AP Top 25	78
Weeks in the AP Top 10	51
Weeks in the AP Top 3	38
Weeks at AP No. 1	12

Postseason

NCAA Tournament Appearances	5
NCAA Sweet 16s	4
NCAA Final Fours	1

In the SEC

Regular-Season Championships	3
Regular-Season Top 5 Finishes	6
Tournament Championships	2
Double-Digit Wins	5

Pre-Staley in the SEC (1991-92 through 2007-08)

Wins	
30-Win Seasons	0
25-Win Seasons	1
20-Win Seasons	2
Winning Seasons	

National Rankings

Weeks in the AP Top 25	32
Weeks in the AP Top 10	6
Weeks in the AP Top 3	0
Weeks at AP No. 1	0

Postseason

NCAA Tournament Appearances	2
NCAA Sweet 16s	1
NCAA Final Fours	0

In the SEC

Regular-Season Championships	0
Regular-Season Top 5 Finishes	2
Tournament Championships	0
Double-Digit Wins	1

Pre-Staley All-Time (1974-75 through 2007-08)

Wins	
30-Win Seasons	1
25-Win Seasons	3
20-Win Seasons	9
Winning Seasons	

National Rankings

Weeks in the AP Top 25	130
Weeks in the AP Top 10	31
Weeks in the AP Top 3	6
Weeks at AP No. 1	0

Postseason

NCAA Tournament Appearances	8
NCAA Sweet 16s	3
NCAA Final Fours	0

In Conference (SEC and Metro 1983-84 thru 1990-91)

Regular-Season Championships	5
Regular-Season Top 5 Finishes	10
Tournament Championships	3
Double-Digit Wins	5

A'ja Wilson ranks among the program's top five in blocks in a career, in a game and holds the following season record:

- SEC Blocks (career) – 85
- Blocks (season) – 100
- SEC Blocks (season) – 53
- SEC Blocks Average (season) – 3.3

Pushing Forward

South Carolina sophomore A'ja Wilson is among the nation's most dynamic and forwards, even as her game is still growing. While it is impossible to truly measure players across the nation based solely on their averages as everyone plays different schedules, performances when facing ranked opponents may draw the most direct parallel.

Measured against the other frontcourt players on the Wooden Award Final Ballot, of which there are only two sophomores, Wilson proves to be among the most prolific and efficient scorers even as she is the only one averaging

less than 30 minutes played (29.7) and facing the most games against ranked foes (14).

Here is a look at the raw numbers of those frontcourt players in their games against nationally ranked teams:

Plyr	Gms	Min/Gm	PPG	Pts/Min	RPG
Wilson (SC)	14	29.7	19.1	0.644	9.7
Stewart (UC)	9	35.9	22.9	0.638	8.8
Powers (MSU)	8	34.5	20.9	0.605	9.9
Davis (BU)	11	38.1	18.9	0.496	6.3
Tuck (UC)	9	33.6	16.3	0.487	7.8
Turner (ND)	7	30.9	14.3	0.463	8.0
Alleyne (OR)	8	30.0	13.9	0.449	12.3

Three Grand

A pair of Gamecocks joined senior guard Tiffany Mitchell in the Gamecocks' 1,000-point club this season, making this the first season with three 1,000-point scorers since 1998-99. In program history, there are now 11 seasons that featured multiple 1,000-point scorers, including five that played with three members of the club.

Junior center Alaina Coates hit the mark against Missouri (Jan. 10), making it the second-straight season a Gamecock team has had multiple 1,000-point scorers. Sophomore A'ja Wilson became just the second sophomore to hit the mark, scoring her 1,000th point in the NCAA Tournament second-round win over Kansas State (Mar. 20).

Mitchell currently stands fourth on the program's all-time scoring list with 1,877 points. She is one of just four Gamecocks who have amassed at least 1,500 points and

Games Led Team In...

(Tied for team lead in each category included)

Scoring	2015-16	Career	Record
A'ja Wilson	15	30	27-3
Tiffany Mitchell	13	50	48-2
Alaina Coates	6	18	17-1
Tina Roy	2	4	4-0
Bianca Cuevas	1	3	3-0
Sarah Imovbioh	1	1	0-1
Khadijah Sessions	0	3	2-1
Asia Dozier	0	2	2-0

Rebounding	2015-16	Career	Record
Alaina Coates	23	57	54-3
A'ja Wilson	14	23	22-1
Sarah Imovbioh	2	2	2-0
Jatarie White	1	1	1-0
Tiffany Mitchell	0	10	9-1

Assists	2015-16	Career	Record
Tiffany Mitchell	12	41	39-2
Tina Roy	11	21	20-1
Khadijah Sessions	11	33	30-3
Asia Dozier	7	29	20-0
Bianca Cuevas	3	11	10-1
Alaina Coates	2	3	3-0
Sarah Imovbioh	1	1	1-0
Jatarie White	1	1	1-0
A'ja Wilson	1	1	1-0

Miscellaneous Stats

Triple-Doubles	2015-16	Career	Record
Alaina Coates	1	1	1-0

Double-Doubles	2015-16	Career	Record
Alaina Coates	19	41	40-1
A'ja Wilson	13	18	17-1
Sarah Imovbioh	1	1	1-0
Tiffany Mitchell	0	4	4-0

20+ Points	2015-16	Career	Record
Tiffany Mitchell	7	20	20-0
A'ja Wilson	7	12	11-1
Alaina Coates	4	12	11-1
Bianca Cuevas	1	2	2-0
Tina Roy	1	1	1-0

10+ Points	2015-16	Career	Record
Tiffany Mitchell	32	106	96-10
A'ja Wilson	27	56	52-4
Alaina Coates	24	71	68-3
Khadijah Sessions	9	29	28-1
Bianca Cuevas	8	16	16-0
Tina Roy	6	18	16-2
Sarah Imovbioh	3	3	2-1
Jatarie White	2	4	4-0
Asia Dozier	1	14	13-1
Donyah Clincy	1	1	1-0

10+ Rebounds	2015-16	Career	Record
Alaina Coates	23	48	47-1
A'ja Wilson	14	19	18-1
Sarah Imovbioh	3	3	3-0
Khadijah Sessions	1	1	1-0
Tiffany Mitchell	0	7	6-1
Asia Dozier	0	1	1-0

5+ Assists	2015-16	Career	Record
Tiffany Mitchell	5	16	16-0
Asia Dozier	5	13	13-0
Khadijah Sessions	3	13	13-0
Bianca Cuevas	1	6	6-0
Alaina Coates	1	1	1-0
Tina Roy	0	5	5-0

5+ Steals	2015-16	Career	Record
Khadijah Sessions	2	2	2-0
Bianca Cuevas	1	1	1-0
Tiffany Mitchell	0	8	8-0

5+ Blocks	2015-16	Career	Record
A'ja Wilson	6	7	6-1
Alaina Coates	1	4	4-0

Team Specialty Stats

South Carolina-Opponent

	Pts. in Paint	Pts. Off TOs	2nd Chance Pts	Fast Break Pts
11/13 OSU	52-20	20-14	21-8	16-9
11/15 UNCG	52-18	29-4	16-10	13-8
11/18 at Clem.	24-16	21-2	22-11	8-0
11/20 at UCLA	30-20	8-17	10-9	4-6
11/27 vs. ASU	42-16	18-20	8-9	2-0
11/28 vs. CSUB	48-20	16-7	7-7	2-0
11/29 at Hawaii	36-18	23-5	12-11	6-0
12/6 Duke	42-24	15-6	18-9	15-6
12/13 Winthrop	50-18	20-9	14-10	19-6
12/16 Hampton	42-22	7-18	17-1	2-10
12/20 vs. ECU	46-18	16-6	17-11	2-0
12/22 Elon	40-32	21-17	14-10	9-8
1/3 Ark.	44-10	28-8	20-5	16-2
1/7 at VU	30-30	12-12	6-9	10-6
1/10 Mizzou	34-22	17-9	10-7	14-4
1/14 at UK	38-34	16-9	15-12	0-12
1/17 TAMU	42-22	24-19	8-9	10-10
1/21 at Aub.	36-16	16-15	9-14	8-4
1/24 at MSU	28-10	4-13	6-4	14-6
1/28 Miss.	46-34	18-8	17-7	15-8
1/31 at TAMU	40-24	22-15	14-16	10-17
2/4 UK	44-38	15-13	17-15	12-8
2/8 UConn	30-30	4-6	6-8	0-10
2/11 Fla.	38-32	19-21	8-17	19-13
2/15 at Tenn.	24-18	16-6	2-13	6-10
2/18 Ga.	30-20	19-9	10-9	6-4
2/22 at Ala.	32-20	11-12	16-9	8-10
2/25 at Miss.	40-8	20-27	12-11	6-2
2/28 LSU	22-14	27-6	11-13	4-0
3/4 vs. Aub.	24-26	28-20	8-7	6-2
3/5 vs. UK	38-34	18-17	13-7	2-8
3/6 vs. MSU	36-14	16-9	10-6	6-2
3/18 Jax	46-14	23-4	17-10	14-0
3/20 K-State	36-32	20-10	18-11	14-2
Season Avg.	37.7-21.9	17.6-11.3	12.6-9.6	8.7-5.7
Postseason Avg.	36.0-24.0	19.0-10.0	13.2-8.2	8.4-2.8
SEC Avg.	35.5-21.9	17.8-12.6	11.3-10.6	9.8-7.4

Starters vs. Bench Points

	SC Starters	Opp. Starters	SC Bench	Opp. Bench
11/13 OSU	58	70	30	10
11/15 UNCG	52	33	40	11
11/18 at Clem.	38	33	29	8
11/22 at UCLA	57	55	11	10
11/27 vs. ASU	39	38	21	20
11/28 vs. CSUB	56	47	34	24
11/29 at Hawaii	46	36	21	15
12/6 Duke	64	45	2	10
12/13 Winthrop	55	30	31	7
12/16 Hampton	69	35	17	15
12/20 vs. ECU	58	47	30	10
12/22 Elon	59	52	19	11
1/3 Ark.	65	24	20	8
1/7 at VU	50	35	21	26
1/10 Mizzou	54	38	29	20
1/14 at UK	59	51	14	11
1/17 TAMU	50	53	9	5
1/21 at Aub.	47	44	27	14
1/24 at MSU	45	46	12	5
1/28 Miss.	52	38	29	24
1/31 at TAMU	69	53	1	10
2/4 UK	63	46	15	22
2/8 UConn	31	61	23	5
2/11 Fla.	65	28	21	43
2/15 at Tenn.	52	29	10	27
2/18 Ga.	56	45	5	6
2/22 at Ala.	46	32	20	14
2/25 at Miss.	44	30	22	15
2/28 LSU	37	37	38	2
3/4 vs. Aub.	40	44	17	4
3/5 vs. UK	61	44	32	19
3/6 vs. MSU	57	47	9	5
3/18 Jax	59	28	18	13
3/20 K-State	51	36	22	11
Season Avg.	53.1	41.5	20.6	13.5
Postseason Avg.	53.6	39.8	19.6	10.4
SEC Avg.	53.4	39.3	18.3	15.8

300 assists in her career.

Coates has 1,223 points and 914 rebounds, becoming just the second Gamecock to reach both plateaus prior to her senior season. She is fourth in school history in career rebounds.

Location, Location, Location

South Carolina averages 37.7 points in the paint this season, making up 51.2 percent of the Gamecocks' offense. Only one opponent has out-scored South Carolina in the paint this season – Auburn (Mar. 4) – (Vanderbilt and UConn tied), and the Gamecocks have out-paced their opponents in that space by 15.7 points per game.

In 14 games against ranked opponents this season, South Carolina has out-scored its foes in the paint by 13.6 points per game. The Gamecocks also averaged 13.6 points in the paint per game more than their SEC opponents.

South Carolina's interior advantage has been at least 20 points in 12 games, including four games against ranked teams – #6/10 Ohio State (32), #16/18 Arizona State (26), #15/10 Texas A&M (20), #16/16 Mississippi State (22). The season-high advantage of 34 points has happened twice – against Arkansas (Jan. 3) and UNCG (Nov. 15).

Be Aggressive

Led by arguably among the best frontcourts in the nation, South Carolina leads the country in free throw attempts (820) and is second in free throws made (547). The Gamecocks attempt 24.1 free throws per game on the season, including 25.6 per SEC contest.

The Gamecocks have made more free throws than their opponents have attempted both overall (547-486) and in SEC play (274-221). They have made more than their opponents attempted in 18 games this season, including nine SEC games, and matched their opponents' number in three other contests, one of those coming in league action.

South Carolina is shooting 66.7 percent from the free throw line. A pair of Gamecocks rank among the SEC's top 10 in free throw percentage – Tiffany Mitchell (4th, .820) and A'ja Wilson (9th, .722). The duo also leads the team in free throw attempts with Wilson at 162 and Mitchell at 150.

This season, South Carolina has out-scored its opponent on the free throw line 28 times, including 14 SEC games. The Gamecocks have made at least 20 free throws nine times this season – 23 vs. #6/10 Ohio State (Nov. 13), 21 vs. East Carolina (Dec. 20), 32 vs. #20/-Missouri (Jan. 10), 20 at #10/10 Texas A&M (Jan. 31), 24 vs. #18/18 Kentucky (Feb. 4), 22 vs. #16/19 Florida (Feb. 11), 22 at #24/-Tennessee (Feb. 15), 21 vs. LSU (Feb. 28) and 22 vs. Auburn (Mar. 4).

Balancing Act

Six different Gamecocks have been the team's high scorer in at least one game, but often the high scorer has several teammates on her heels. In a constant search for balance, the Gamecocks' top scorer in a game has accounted for at least one-third of the team's points just eight times – #14/13 Duke, Winthrop, at #9/9 Kentucky, #15/11 Texas A&M, at #10/10 Mississippi State, at #10/10 Texas A&M, #18/18 Kentucky, at #24/-Tennessee. South Carolina has had four or more players score in double figures 12 times with just five games of two or fewer double-figure scorers.

Overall, three Gamecocks average double-figure points – A'ja Wilson 16.1 ppg, Tiffany Mitchell 15.1, Alaina Coates 12.0 – with two others scoring at least 6.0 points per game – Khadijah Sessions and Bianca Cuevas at 6.7 each.

In SEC play, the balance of offense was only slightly changed with Wilson at 16.3 ppg, Mitchell at 15.6 ppg

and Coates at 11.2 to go along with 7.4 ppg each from Tina Roy and Sessions.

Block Party

Once again this season, South Carolina is among the nation's best shot-blocking teams, ranked 22nd in the country with 5.4 blocks per game behind two of the best in the SEC – A'ja Wilson, who leads the league and ranks 11th in the nation with 3.1 per game, and Alaina Coates, who is the SEC's active career blocked shot leader at 169 and averages 1.3 this season.

While Coates continues her assault on the program's career record of 177 (Lakesha Tolliver, 2004-07), she broke the 38-year-old single-game record when she completed the program's first triple-double to include blocks with 10 against Winthrop (Dec. 13).

With her five blocks at Ole Miss (Feb. 25), Wilson broke the school record for blocks in a season, previously 83 by Elem Ibiam in 2013-14. Her now 100 blocks include 53 in SEC play, which erased the previous school record of 44, and already give her the career record for SEC blocks at 85. She has 12 games of four or more blocks, including two games of eight blocks each – at #9/9 Kentucky (Jan. 14) and vs. #15/11 Texas A&M (Jan. 17).

Diversified Assets

Head coach Dawn Staley has compiled an arsenal of offensive weapons that keeps growing throughout the season with no one Gamecock consistently dominating the stat line, especially on offense.

While 10 different Gamecocks have been the team's top scorer in at least one quarter this season, no Gamecock has led the team in scoring for all four quarters of a game. A single player has topped the team in three quarters just 11 times – Alaina Coates (Winthrop, Kentucky), Tiffany Mitchell (at Clemson, at Vandy, Florida) and A'ja Wilson (vs. CSUB, Duke, at Kentucky, Texas A&M, at Tennessee, at Ole Miss). Conversely, a different Gamecock has led each quarter of a game eight times (Ohio State, UNCG, Hampton, vs. East Carolina, Arkansas, Missouri, at Auburn, Ole Miss).

A Little Help From My Friends

Playing under one of the best point guards in U.S. women's basketball history, South Carolina has always been committed to finding the teammate with the best shot, and the Gamecocks led the SEC with 14.9 assists per conference game. After assisting on just 45.9 percent of its field goals (158 of 344) to start the season, South Carolina rediscovered its roots in league play, handing out assists on 334 of 543 made field goals (61.5 percent) since the SEC opener on Jan. 3. Senior Tiffany Mitchell, who finished second on the team in scoring in SEC games

(15.6), also led the team in assists (2.8), ranking 11th in the league.

Overall, South Carolina has assisted on at least 50.0 percent of its field goals in 23 games, including six games of over 70.0 percent. The Gamecocks' 24 assists on 31 made field goals against Ole Miss (Jan. 28) was a season-best 77.4 percent, followed closely by the 75.0 percent (21 of 28) against Florida (Feb. 11).

Quarter Breakdown

Through 136 quarters this season, South Carolina has out-scored its opponent 101 times with the Gamecocks topping their foe by double digits 27 times, including a season-high differential of 26 (35-9) in the second quarter against Arkansas (Jan. 3). This season's best first-quarter advantage is 19 (26-7) against Winthrop (Dec. 13), third-quarter margin is 22 (29-7) against Arkansas (Jan. 3) and fourth-quarter edge is 17 (27-10) vs. Hampton (Dec. 16).

South Carolina has shot at least 50.0 percent in 62 quarters this season – including all four quarters at Ole Miss (Feb. 25) and against CSUB (Nov. 28) – with a high of 84.6 percent (5-of-11) in the fourth quarter against #13/13 Kentucky (Mar. 5). The Gamecocks' offensive efficiency builds steadily throughout the game as opponents begin to feel the effects of the Gamecocks' formidable frontcourt with 40 of the 62 quarters in which South Carolina has shot at least 50 percent coming in the second half. The Gamecocks have shot a game-high 50.5 percent in the fourth quarter with the third quarter next in line at 47.3 percent.

A more detailed look at the quarter-by-quarter production for the Gamecocks and their opponents.

Qtr.	SC/Opp Avg. Pts	SC/Opp Avg. Rebs	SC/Opp FG%
1	16.5/12.6	10.8/9.1	.386/.337
2	18.2/12.5	10.1/8.1	.476/.334
3	19.1/14.3	10.6/8.4	.473/.347
4	19.9/15.4	9.9/7.9	.505/.362

Individually, senior guard Tiffany Mitchell and sophomore forward A'ja Wilson each own five of the 12 double-digit scoring quarters this season, but senior guard Tina Roy holds the top spot with 15 points in the third quarter against Arkansas (Jan. 3). Mitchell and Wilson the highest first-quarter scoring total with Mitchell's nine against both CSUB (Nov. 28) and Winthrop (Dec. 13) and Wilson hitting the mark at Texas A&M (Jan. 31). The duo also shares the best mark the second quarter with Wilson turning in 11 in the second quarter against UNCG (Nov. 15) and Mitchell against LSU (Feb. 28). Wilson and Coates share the fourth-quarter mark of 12 against Ohio State (Nov. 13) and Kentucky (Feb. 4), respectively.

Getting Defensive

2015-16 Roster

No.	Name	Pos.	Ht.	Yr.	Hometown/Last School
1	Bianca Cuevas	G	5-6	So.	Bronx, N.Y./Nazareth Regional
4	Doniyah Cliney	G	6-0	R-Fr.	Newark, N.J./Malcolm X Shabazz
5	Khadijah Sessions	G	5-8	Sr.	Myrtle Beach, S.C./Myrtle Beach
10	Allisha Gray*	G	6-0	Jr.	Sandersville, Ga./North Carolina
15	Tiffany Davis	G	5-7	Jr.	Houston Texas/Westbury Christian
22	A'ja Wilson	F	6-5	So.	Hopkins, S.C./Heathwood Hall
23	Tina Roy	G	5-11	Sr.	Kaplan, La./Kaplan
24	Sarah Imovbioh	F	6-2	Sr.	Abuja, Nigeria/Virginia
25	Tiffany Mitchell	G	5-9	Sr.	Charlotte, N.C./Providence Day
31	Asia Dozier	G/F	6-0	Sr.	Columbia, S.C./Spring Valley
35	Kaela Davis*	G	6-2	Jr.	Suwanee, Ga./Georgia Tech
40	Jatarie White	F	6-4	So.	Charlotte, N.C./Providence Day
41	Alaina Coates	C	6-4	Jr.	Irmo, S.C./Dutch Fork
44	India Farmer	F	6-0	Jr.	North Myrtle Beach, S.C./North Myrtle Beach

* indicates will sit out 2015-16 due to NCAA transfer rules

Head Coach: Dawn Staley

Assoc. Head Coach: Lisa Boyer; **Assistant Coaches:** Nikki McCray-Penson, Fred Chmiel

South Carolina has been a defensive juggernaut under head coach Dawn Staley, and this season is no different. The Gamecocks have held their opponents to just 54.9 points per game on 34.6 percent shooting to rank 25th and 10th in the nation, respectively. The Gamecocks have yielded over 65 points just five times this season and held their opponent under 50 points 11 times. Only eight opponents have shot at least 40.0 percent against South Carolina with just one hitting 45.0 percent (48.1 percent by Ole Miss, Jan. 28).

Offensive Operation

Head coach Dawn Staley is often thought of as a defensive coach, but she has steadily built an efficient offensive team over the last few seasons, culminating in the 2014-15 squad's 75.9 points per game (fourth-best in program history and the first new entry in the top five since 1993-94) on 48.4 percent shooting. That group ranked 18th in the nation in scoring and fourth in field goal percentage.

This season, the Gamecocks are 34th in the nation in scoring average and 17th in field goal percentage.

Here's a look at the offense's growth over the last six seasons:

Season	PPG (rank)	FG%age (rank)
2015-16	73.6 (34th)	.456 (17th)
2014-15	75.9 (18th)	.484 (4th)
2013-14	72.9 (63rd)	.474 (6th)
2012-13	61.3 (183rd)	.390 (155th)
2011-12	61.2 (180th)	.398 (121st)
2010-11	58.7 (253rd)	.380 (223rd)

Sophomore Surge, Not Slump

Forward A'ja Wilson expanded both her offensive and defensive skills in her second collegiate season and has shown the ability to consistently change the game on both sides of the ball.

The 6-foot-5 forward leads the SEC in blocks per game (3.1) and field goal percentage (.529) and is second in double-doubles (13). Wilson is fifth in scoring (16.1) and fourth in rebounding (8.7). She comes in ninth in free throw percentage (.722).

In SEC play, Wilson was similarly ranked in six categories – first in blocks (3.3) and field goal percentage (.545), second in scoring (16.3), fifth in rebounds (8.5), seventh in free throw percentage (.725) and 11th in offensive rebounding (2.7). Five of her double-doubles came in league play.

All-Around All-American

Senior guard Tiffany Mitchell's ability to take over games has powered the Gamecocks to some of their most dynamic victories, but her impact has never been limited to the big moments or to the offensive end. The Charlotte, N.C., native's greatness is felt in every possession of every game, and this season's SEC numbers back that up.

In league play, Mitchell ranked among the league's top 11 in five categories, including two top-five entries. Fifth in scoring at 15.6 points per game, she was second in free throw percentage (.833), sixth in made 3s per game (1.7), eighth in steals per game (1.9) and 11th in assists per game (2.8). Mitchell held these numbers while ranking well outside the league's top 10 in minutes played per game.

In the SEC Tournament, Mitchell shook off a tough

opening night to return to her All-American form in powering the Gamecocks to their second tournament title. She captured Tournament MVP honors behind 15.7 points, 3.3 assists and 1.7 steals per game. Those numbers included 19.5 points per game on 48.4 percent field goal shooting, 3.5 rebounds per game, 3.5 assists per game and 2.0 steals per game in the semifinals and championship game.

A Model of Efficiency

Junior center Alaina Coates led the nation in field goal percentage for several weeks, dropping out of the rankings only by falling nine made field goals short of the minimum average (5 FGM/game) while shooting a team-best 63.4 percent from the field. In SEC play, Coates was even more efficient, shooting 66.7 percent en route to her 11.2 points per game, which ranked 20th in the conference. Through two NCAA Tournament games, she is shooting 66.7 percent.

Coates has shot the ball well throughout her career, hitting 61.2 percent as a freshman and 56.2 percent in 2014-15. Her career 60.2 field goal percentage is the fifth highest among active NCAA Division I players, trailing three sophomores and another junior on the list.

SEC Active Leaders

Among the SEC's active leaders in eight statistical categories five different Gamecocks are among the top 15 in at least one with junior Alaina Coates leading the conference in two. Senior Tiffany Mitchell's league-high six entries is not a surprise given the breadth of her resume, but the appearance of sophomore A'ja Wilson at No. 2 on the active blocked shots list (165), No. 5 on the double-doubles list (18) and 15th in scoring (1,001) may catch some observers off guard.

Mitchell headlines the South Carolina entries ranking second in scoring (1,877), field goals made (626) and steals (233); third in 3-pointers made (179); fourth in assists (352) and 10th in rebounding (570). She is one of just two true perimeter players on the rebounding list.

Coates is the league's active leader in blocks (169) and double-doubles (41). She sits second in rebounds (914) – trailing only a senior – and is eighth in scoring (1,223).

Senior Khadijah Sessions holds sixth in steals (187) and ninth in assists (294). Senior Tina Roy comes in fourth on the 3-pointers made list (159).

Senior Moments

South Carolina's four four-year seniors – Asia Dozier, Tiffany Mitchell, Tina Roy, Khadijah Sessions – have posted the best four-year record in program history, amassing 121 wins and a .877 winning percentage (121-17), both of which are program records. They have played in the NCAA Tournament every year of their careers, including three trips to the NCAA Sweet 16, and won three SEC regular-season championships and two SEC Tournament titles – the first of either in school history. Under their leadership, South Carolina won 45 of its last 48 SEC regular-season games, beginning with the 2014 league opener, and is currently riding a 22-game win streak against SEC foes, dating back to the start of the 2015 SEC Tournament.

This season, the most veteran Gamecocks stepped up, especially in SEC action, during which the quartet averaged 31.8 points to make up 44.4 percent of the

team's SEC-best 71.7 points per league game. Prior to the start of league play, the group netted 36.5 percent of South Carolina's offense.

Great Gamecock Fans

South Carolina leads the nation in average attendance at 14,364 and is one of just two programs averaging at least 10,000 fans this season. (Both are in the SEC as Tennessee joins the Gamecocks with a 10,412 average.) In fact, 11 of the top 15 attended games in NCAA Division I women's basketball this season were played at Colonial Life Arena, including eight of the top 10 and three of the top five.

Delving more deeply into the numbers, South Carolina's Colonial Life Arena's capacity of 18,000 makes it the seventh-largest women's basketball venue in the nation. South Carolina is the only one of those selling over 50 percent of their capacity as Gamecocks fans are filling Colonial Life Arena at 81.30 percent capacity, the highest of any facility seating at least 10,000 and fifth overall.

Prior to 2015-16, the Gamecocks led the nation in average attendance increase in each of the previous two seasons and paced the country in average attendance in 2014-15 at 12,293. In the last two seasons South Carolina has played in front of over 10,000 fans at Colonial Life Arena 26 times, including every game this season. The program enjoyed its first sell out at Colonial Life Arena when 18,000 fans turned out to watch the No. 2/2 Gamecocks take on No. 1/1 UConn on Feb. 8, 2016.

Crunch Time

This season 12 games have been in the balance late with the teams within single digits in the last five minutes – #6/10 Ohio State, at UCLA, vs. #16/18 Arizona State, #14/13 Duke, at Vanderbilt, at #9/9 Kentucky, #15/11 Texas A&M, at #10/10 Mississippi State, at #10/10 Texas A&M, #18/18 Kentucky, at #24/- Tennessee, Georgia – including five in which South Carolina trailed at halftime. The Gamecocks have won all 12 of those outings behind offensive efficiency and rebounding in the closing moments.

In the last five minutes of those 12 games, the Gamecocks shot 55.8 percent, including 40.0 percent from 3-point range (6-of-15), while allowing just 34.2 percent field goal shooting to their opponent. South Carolina out-rebounded its opponents 69-53 in that portion of the game.

In the fourth quarter of those 12 games, South Carolina has shot over 50.0 from the field eight times, including five games of at least 60.0 percent. The best fourth-quarter showing was 7-of-10 (.700) at Mississippi State, during which the Gamecocks missed just one field goal in the final five minutes to seal the win.

Call in The Closer

Head coach Dawn Staley and senior guard Tiffany Mitchell share many traits, but their loathe for losing is likely the strongest similarity between the two. And, in the last three seasons, the coach has called on The Closer to deliver in tough situations – a role that merited back-to-back SEC Player of the Year and All-America status for the Charlotte, N.C., native.

While Mitchell ceded the role early in the season as she recovered from injury, the Gamecocks' star is shining

Gamecocks Coming Soon!

Head coach Dawn Staley signed two Gamecocks in the early period, adding espnW Top 100 recruits Araion Bradshaw (Hyde Park, Mass./Tabor Academy) and Mikiah "Kiki" Harrigan (Pembroke Pines, Fla./Flanagan) to the South Carolina's 2016-17 roster.

Bradshaw is ranked No. 32 overall in the class and is the No. 10 guard in the group. An athletic, explosive athlete, she averaged nearly 12.0 points as a junior and was just as disruptive on the defensive end. The 5-foot-6 point guard helped Tabor Academy to the finals of the New England Prep School Athletic Council Class A Tournament and earned a spot on the All-New England Team.

Harrigan is the 12th-ranked forward in the nation and comes in at No. 74 overall in the espnW rankings. The 6-foot-2 forward averaged 15.7 points and 9.1 rebounds as a junior to earn Florida Association of Basketball Coaches Class 8A All-State first-team honors.

once again under the harshest spotlights. South Carolina played eight tight SEC games this season (within nine points in the final 5:00), tied or trailing at halftime in four of them – at Vanderbilt (Jan. 7), at #9/9 Kentucky (Jan. 14), vs. #15/11 Texas A&M (Jan. 17), at #10/10 Texas A&M (Jan. 31).

Mitchell played in the second half of seven of those close SEC games (missing the UK game due to first-half injury), leading the team with 10.7 points per second half along with 1.6 assists, 1.3 steals and 2.1 rebounds. That scoring average includes 6.3 points per fourth quarter. In the eight first halves, she averaged 6.0 points, 1.0 assists, 0.6 steals and 0.6 rebounds.

A game-by-game breakdown of her impact:

Vanderbilt (Jan. 7) – Eight of her 22 points came in the fourth quarter.

At #9/9 Kentucky (Jan. 14) – Nine of her 16 points came in the second half, including a fourth-quarter tip-in of a missed free throw that helped spark a 12-0 run.

At #10/10 Mississippi State (Jan. 24) – Nine of her 21 points came in the fourth quarter, including five straight to stretch a one-point lead into six and two free throws with :10 to play.

At #10/10 Texas A&M (Jan. 31) – 18 of her 20 points came in the second half, including seven during 13-2 fourth-quarter run the delivered seven-point lead with 3:38 to play and two more on a pair of free throws in a four-point game with :34 to go.

At #24/- Tennessee (Feb. 15) – After her personal 6-0 run turned a three-point third-quarter deficit into a three-point lead, she spent the home stretch setting up her teammates, assisting on Tina Roy's 3-pointer that launched a 10-2 run midway through the fourth quarter, which Mitchell capped with a pair of free throws for a 13-point lead with 1:39 to play.

Georgia (Feb. 18) – Scored 10 of her team-high 19 points in the fourth quarter, including a pull-up jumper through contact after the Lady Bulldogs pulled within five points with 2:29 to play that launched an 11-6 run that she capped with 3-of-4 free throws in the final 32 seconds.

Double-Double Trouble

Junior center Alaina Coates joined some elite company in South Carolina history this season, becoming just the second player to amass 1,000 career points and 800 career rebounds prior to her senior season. She hit the rebound mark with the first of her 11 boards against Florida (Feb. 11) and joined the 1,000-point club in the first 30 seconds of the win over #20/- Missouri (Jan. 10) to become the 10th Gamecock overall to achieve both plateaus in her career. A school-record 632 of her now 914 rebounds have come on the defensive end. Her 243 defensive boards this season are also a school record.

This season, Coates leads the SEC with a career-high 19 double-doubles, including a school-record 10 in SEC play, and averages a double-double both overall (11.6 ppg/10.1 rpg) and in league play (11.2 ppg/11.1 rpg). She leads the league in rebounding both overall and in conference play and ranks among the SEC's top 25 scorers in both as well. She is among the nation's top 25 in both double-doubles (12th) and rebounding (22nd).

With 41 career double-doubles, during which the Gamecocks are 40-1, she is fifth in program history in that category (one away from third place), becoming the first new entry in the top five since Marsha Williams moved into the No. 2 spot in 1992-93 with 44. (The school record of 70 belongs to Sheila Foster, 1979-82.) With three straight double-doubles to open league play, Coates matched and then broke Williams' school record for double-doubles in SEC action, previously 11 now 20.

The SEC's active leader with 169 career blocks, Coates is second in South Carolina history in the category. She is just eight shy of Lakesha Tolliver's (2004-07) career record of 177.

Hometown Hero

Sophomore forward A'ja Wilson has continued to live up to her billing as the nation's top recruit in 2014, following up her All-America freshman season by earning SEC Player of the Year and Defensive Player of the Year honors this season while appearing on the watch lists for the Wooden, Naismith and the USBWA Drysdale awards.

The sophomore's numbers have not just come in volume but in importance – 12 of her 20 points against #6/10 Ohio State (Nov. 13) came in the fourth quarter, including six of the team's 10 in the final 2:35; scoring and rebounding late at UCLA (Nov. 22) put Gamecocks on top in final 3:00 of tight game; three rebounds in final 18 seconds of tie game vs. #16/18 Arizona State (Nov. 27) led to game-winning free throws with 0.6 seconds to play; 20 second-half points against Duke included 12 of the team's 16 in the third quarter and six in the final 1:45 of the game; nine points of team's 15-2 fourth-quarter run broke open a 56-56 tie at #9/9 Kentucky (Jan. 14); and a blocked shot and defensive rebound in the final 13 seconds at #10/10 Mississippi State (Jan. 24).

Named SEC Player of the Week three times in the first four weeks of the season, Wilson added a fourth honor after leading the Gamecocks to comeback wins at #9/9 Kentucky and over #15/11 Texas A&M.

The Senior Sessions

Named a team captain for the second time in three seasons, senior Khadijah Sessions has had a vice-like grip on the starting point guard spot for the Gamecocks over the last three seasons. After leading the team to three straight SEC regular-season championships, two SEC Tournament titles and the program's first NCAA Final Four behind her command of the offense and relentless defensive pressure, the Myrtle Beach, S.C., native took the challenge of expanding her offensive game to force opposing defenses to honor her as a scoring threat, especially in the half-court.

Sessions is enjoying a career-best .457 field goal percentage this season, including 45.3 percent in SEC play, during which she was 14-of-31 (.452) from 3-point range. She averaged 7.4 points per league game while still averaging 1.9 assists and 2.1 steals, which ranked her fourth in the league. In the SEC Tournament, she poured in 8.7 points per game on 53.8 percent shooting, including 3-of-4 accuracy from 3-point range. By comparison, Sessions contributed just 4.9 points per SEC game last season.

Sessions' impact has not been felt just in volume of points, but in significance of them – a testament to her increased confidence in herself and in her teammates' confidence in her shot. In the Gamecocks' 12 games that were within single digits with 5:00 remaining, Sessions shot 54.5 percent (6-of-11) in that time, including 2-of-4 from 3-point range. In the eight SEC games in that group, her numbers rose to 6-of-10 (.600) from the field and 2-of-3 from 3-point range, and she is second on the team with a 3.1 scoring average during that time.

With the Gamecocks leading by one with 4:24 to go at Vanderbilt (Jan. 7), Sessions hit two 3-pointers over the next 2:00 to twice turn back the Commodores. In the final 2:34 against #15/11 Texas A&M (Jan. 17), she picked up a steal then delivered the game-winning free throw after forcing the action following a game-tying layup by the Aggies with :03 on the clock. At #10/10 Mississippi State (Jan. 24), Sessions buried a pair of pull-up jumpers to turn back the Bulldogs, the second of which came in a two-point game with 30 seconds to play, setting up her fellow seniors for the game-clinching free throws. At #10/10 Texas A&M (Jan. 31), in the final 5:23, Sessions hit a transition layup, assisted on Tiffany Mitchell's 3-pointer that made it a seven-point game, blocked a 3-point attempt and hit two free throws with 46 seconds to play to help seal the win. In putting away

#18/18 Kentucky (Feb. 4), which trailed by just two with 2:39 to play, Sessions swiped a steal, hit a free throw and converted a transition layup as part of the 10-2 run that closed the game. At #24/- Tennessee, Sessions' free throw shooting in the final 30 seconds (4-of-6) kept the Lady Vols at bay.

Zone Buster

Senior guard Tina Roy kicked off the Gamecocks' 2016 SEC schedule with a bang, burying seven 3s against Arkansas (Jan. 3) to tie the school record for made 3s in an SEC game and following that with four at Vanderbilt (Jan. 7) and again at #9/9 Kentucky (Jan. 14).

Entering the season hitting 29.5 percent from 3-point range in her career, Roy is hitting 36.1 percent from behind the arc this season, which would rank second in the SEC but is seven made 3s shy of the minimum required. Her 1.8 made 3s per game rank fifth in the league. Roy's 38.7 percent long-range accuracy in SEC games led the league, and her 2.3 made 3s in conference play were second best.

Roy has hit three or more 3s in a game 11 times this season, including a 3-of-3 outing against #13/13 Kentucky (Mar. 5) in the SEC Tournament semifinal.

Bronx Bandit

Sophomore point guard Bianca Cuevas has continued her steady growth under Dawn Staley's tutelage, learning to balance her speed and attacking mindset with setting up her teammates. Where Cuevas is clearly the heir apparent to senior guards Tiffany Mitchell and Khadijah Sessions is in steals.

Third on the team with 1.4 steals per game, Cuevas seems to gather them in bunches, swiping three in a game eight times this season, including her career-high five against #20/- Missouri (Jan. 10). She has been on a tear the last month, averaging 2.2 steals over the nine games in that stretch, highlighted by 2.7 per game in the SEC Tournament.

Often buoyed by her effect on the defensive end, Cuevas was equally dynamic on the offensive end in the SEC Tournament. The third-leading scorer on the team, she averaged 10.7 points per game on 52.4 percent shooting, including 5-of-10 from 3-point range, and handed out 2.0 assists per game to rank third on the team as well.

Legacy of Leadership

South Carolina has thrived under excellent leadership from its team-selected captains the last few seasons. While some thought that area would be a question mark heading into this season, the Gamecocks selected their four returning seniors – Asia Dozier, Tiffany Mitchell, Tina Roy and Khadijah Sessions – as their captains. All but Roy have served in that capacity at least once prior to this season.

U-S-A, U-S-A

USA Basketball honored two Gamecocks for their contributions to the Americans' medal count in 2015. Head coach Dawn Staley became the first person to earn Athlete of the Year and Coach of the Year honors from USA Basketball, sharing the 2015 coaching award with Sean Miller. Sophomore forward A'ja Wilson earned USA Basketball Female Athlete of the Year honors for her MVP effort at the FIBA U19 Women's World Championship.

Two other Gamecocks also represented USA Basketball last summer. Senior Tiffany Mitchell and junior Alaina Coates on the U.S. Pan Am Games silver medal team.

South Carolina's Record When...

	Postseason	vs. Ranked	SEC	All
Record.....	5-0	13-1	16-0	33-1
Playing a ranked opponent.....	2-0	13-1	8-0	13-1
Playing at home.....	2-0	6-1	8-0	16-1
Playing on the road.....		4-0	8-0	11-0
Playing at neutral site.....	3-0	3-0		6-0
Leading at half.....	5-0	8-0	12-0	27-0
Trailing at half.....		5-1	3-0	5-1
Tied at half.....			1-0	1-0
Playing an overtime game.....				0-0
0 players score in double figures.....				0-0
1 player scores in double figures.....				0-0
2 players score in double figures.....	2-0	3-0	2-0	7-0
3 players score in double figures.....	2-0	6-1	8-0	15-1
4 players score in double figures.....		3-0	5-0	8-0
5 players score in double figures.....	1-0	1-0	1-0	4-0
More than 5 players in double figures.....				0-0
Starters out-score opponent's starters.....	4-0	10-0	13-0	28-0
Opponent's starters score equal/more.....	1-0	3-1	3-0	5-1
Bench out-scores opponent's bench.....	5-0	8-1	10-0	26-1
Opponent's bench scores equal/more.....		5-0	6-0	7-0
SC Starters out-score SC Bench.....	5-0	13-1	15-0	32-1
SC Bench out-scores/ties SC Starters.....		0-0	1-0	1-0
Shooting 50% or better.....	1-0	1-0	6-0	10-0
Shooting between 40-49%.....	2-0	10-0	7-0	17-0
Shooting between 30-39%.....	1-0	1-0	3-0	5-0
Shooting less than 30%.....		0-0	0-0	0-0
Opponent shoots 50% or better.....				0-0
Opponent shoots between 40-49%.....	2-0	3-1	5-0	9-1
Opponent shoots between 30-39%.....	3-0	9-0	6-0	16-0
Opponent shoots less than 30%.....		1-0	5-0	8-0
Shooting better than opponent.....	4-0	13-0	15-0	31-0
Shooting worse than/equal to opp.....	1-0	0-1	1-0	2-1
Having more FTs made than opponent.....	4-0	11-0	14-0	29-0
Having equal/less FTs made than opp.....	1-0	2-1	2-0	4-1
Out-rebounding opponent.....	5-0	11-0	13-0	29-0
Having equal/less rebounds than opp.....	0-0	2-1	3-0	4-1
Having more TOs than opponent.....	1-0	6-1	6-0	11-1
Having equal or less TOs than opp.....	4-0	6-0	10-0	22-0
Attempting more FT than 3FG.....	4-0	12-1	15-0	27-1
Attempting equal/less FT than 3FG.....	1-0	1-0	1-0	6-0
Making 5 or more 3FGs.....	2-0	3-0	10-0	19-0
Making less than 5 3FGs.....	3-0	10-1	6-0	14-1
Making no 3 FGs.....				0-0
Attempting 15 or more 3FGs.....	3-0	3-0	9-0	19-0
Attempting less than 15 3FGs.....	2-0	10-1	7-0	14-1
No South Carolina players foul out.....	5-0	12-1	15-0	31-1
One or more SC players foul out.....		1-0	1-0	2-0

	Postseason	vs. Ranked	SEC	All
Assist on less than 1/2 of field goals made.....	3-0	5-1	1-0	10-1
Assist on at least 1/2 of field goals made.....	2-0	8-0	15-0	23-0
Assist on at least 2/3 of field goals made.....	1-0	1-0	6-0	9-0
Scoring more pts. in paint than opponent.....	4-0	13-0	15-0	31-0
Scoring equal/less pts. in paint than opp.....	1-0	0-1	1-0	2-1
Scoring more pts. off TOs than opponent.....	5-0	10-0	11-0	25-0
Scoring equal/less pts. off TOs than opp.....		3-1	5-0	8-1
Scoring more 2nd-chance pts.....	5-0	8-0	9-0	24-0
Scoring equal/less 2nd-chance pts.....		5-1	7-0	9-1
Scoring more fast break pts.....	4-0	8-0	10-0	24-0
Scoring equal/less fast break pts.....	1-0	5-1	6-0	9-1
Wearing white uniforms.....	5-0	9-1	8-0	21-1
Wearing black uniforms.....		4-0	7-0	11-0
Wearing pink uniforms.....			1-0	1-0
Playing in tournaments/classics.....	5-0	3-0		9-0
Playing on live television.....	5-0	12-1	16-0	31-1
Playing in November.....		2-0		7-0
Playing in December.....				5-0
Playing in January.....		6-0	9-0	9-0
Playing in February.....		3-1	7-0	7-1
Playing in March.....	5-0	2-0		5-0
Playing during the day.....	2-0	6-0	5-0	14-0
Playing at night.....	3-0	7-1	11-0	19-1
Playing on Sunday.....	2-0	6-0	6-0	14-0
Playing on Monday.....		1-1	2-0	2-1
Playing on Tuesday.....		0-0		1-0
Playing on Wednesday.....		0-0		2-0
Playing on Thursday.....		3-0	8-0	8-0
Playing on Friday.....	2-0	2-0		4-0
Playing on Saturday.....	1-0	7-0		2-0
Margin is less than 5 pts.....		2-0	1-0	3-0
Margin is between 5-9.....	1-0	4-0	3-0	5-0
Margin is between 10-19.....	1-0	5-1	7-0	12-1
Margin is 20 pts. or more.....	3-0	2-0	5-0	13-0
Having a 20-pt. scorer.....	3-0	9-0	10-0	18-0
Having a 30-pt. scorer.....				0-0
Scoring 49 points or less.....				0-0
Scoring 50-59 points.....	1-0	2-1	2-0	3-1
Scoring 60-69 points.....	1-0	4-0	4-0	10-0
Scoring 70-79 points.....	2-0	3-0	6-0	9-0
Scoring 80-89 points.....		3-0	4-0	8-0
Scoring 90-99 points.....	1-0	1-0		3-0
Scoring 100 points or more.....				0-0
Opponent scores 49 points or less.....	3-0		4-0	11-0
Opponent scores 50-59 points.....	1-0	7-0	6-0	11-0
Opponent scores 60-69 points.....	1-0	4-1	5-0	8-1
Opponent scores 70-79 points.....		1-0	1-0	2-0
Opponent scores 80-89 points.....		1-0		1-0
Opponent scores 90-99 points.....				0-0
Opponent scores 100 points or more.....				0-0

2015-16 Team High/Low

South Carolina Highs	South Carolina Lows	Category	Opponent Lows	Opponent Highs
93 vs. Kentucky, 3/5 86 vs. Florida, 2/11	54 vs. UConn, 2/8 57 at Mississippi State, 1/24	Points in Game (SEC)	32, Arkansas, 1/3 32, Arkansas, 1/3	80, Ohio State, 11/13 71, Florida, 2/11
56 (2nd) vs. Hampton, 12/16	22 (1st) at Mississippi State, 1/24	Points in a Half (SEC)	13 (1st), Georgia, 2/18 13 (1st), Winthrop, 12/13 13 (1st), Georgia, 2/18	47 (1st), Ohio State, 11/13 41 (2nd), Missouri, 1/10
45 (2nd) at Texas A&M, 1/31 45 (2nd) at Kentucky, 1/14	22 (1st) at Mississippi State, 1/24	Points in a Quarter (SEC)	4 (2nd), Georgia, 2/18 4 (2nd), Georgia, 2/18	26 (1st), Ohio State, 11/13 24 (4th), Missouri, 1/10
35 (2nd) vs. Arkansas, 1/3 35 (2nd) vs. Arkansas, 1/3	7 (1st) at Mississippi State, 1/24 7 (1st) at Mississippi State, 1/24	Field Goals Made (SEC)	13, LSU, 2/28 13, Arkansas, 1/3 13, LSU, 2/28 13, Arkansas, 1/3	28, Kentucky, 2/4 28, Kentucky, 2/4
37 vs. Kentucky, 3/5 33 vs. Arkansas, 1/3	16 vs. Auburn, 3/4 18 at Tennessee, 2/15	Field Goal Attempts (SEC)	43, at Clemson, 11/18 53, at Tennessee, 2/15 53, at Vanderbilt, 1/7	80, Ohio State, 11/13 69, Florida, 2/11 69, Kentucky, 2/4
70 vs. Kentucky, 3/5 68 vs. Ole Miss, 1/28	43 vs. LSU, 2/28 43 vs. LSU, 2/28	FG Percentage (SEC)	.222 (14-63) at Ole Miss, 2/25 .222 (14-63) at Ole Miss, 2/25	.481 (26-54), Ole Miss, 1/28 .481 (26-54), Ole Miss, 1/28
.561 (23-41) at Ole Miss, 2/25 .561 (23-41) at Ole Miss, 2/25	.314 (16-51) vs. Auburn, 3/4 .367 (18-49) at Tennessee, 2/15	3-Point FG Made (SEC)	1, Arkansas, 1/3 1, Winthrop, 12/13 1, Arkansas, 1/3	10, Ohio State, 11/13 9, at Auburn, 1/21
12 vs. Kentucky, 3/5 11 vs. Arkansas, 1/3	1 vs. Arizona State, 11/17 2 at Ole Miss, 2/25 2 vs. Kentucky, 2/4 2 at Texas A&M, 1/31 2 vs. Texas A&M, 1/17	3-Point FG Attempts (SEC)	3, LSU, 2/28 3, LSU, 2/28	28, at Alabama, 2/22 28, at Alabama, 2/22
25 at Clemson, 11/18 23 vs. Ole Miss, 1/28 23 vs. Arkansas, 1/3	10 vs. Duke, 12/6 11 at Ole Miss, 2/25 11 at Texas A&M, 1/31	3-Point FG Percentage (SEC)	.083 (1-12), Arkansas, 1/3 .083 (1-12), Arkansas, 1/3	.667 (2-3), LSU, 2/28 .667 (2-3), LSU, 2/28
.545 (12-22) vs. Kentucky, 3/5 .478 (11-23) vs. Arkansas, 1/3	.091 (1-11) vs. Arizona St., 11/27 .167 (2-12) vs. Kentucky, 2/4 .167 (2-12) vs. Texas A&M, 1/17	Free Throws Made (SEC)	3, Georgia, 2/18 3, Georgia, 2/18	18, Missouri, 1/10 18, Ohio State, 11/13 18, Missouri, 1/10
32 vs. Missouri, 1/10 32 vs. Missouri, 1/10	7 vs. Kentucky, 3/5 8 vs. Arkansas, 1/3	Free Throw Attempts (SEC)	6, Georgia, 2/18 6, at Texas A&M, 1/31 6, Georgia, 2/18 6, at Texas A&M, 1/31	25, at UCLA, 11/22 22, at Tennessee, 2/15
43 vs. Missouri, 1/10 43 vs. Missouri, 1/10	13 vs. Arkansas, 1/3	FT Percentage (SEC)	.267 (4-15), Winthrop, 12/13 .500 (3-6), Georgia, 2/18 .500 (5-10), Arkansas, 1/3	1.00 (9-9) Jacksonville, 3/18 1.00 (6-6) at Texas A&M, 1/31
.875 (14-16) at UCLA, 11/22 .809 (21-26) vs. LSU, 2/28	.478 (11-23) at Vanderbilt 1/7 .478 (11-23) at Vanderbilt, 1/7	Rebounds (SEC)	19, Hampton, 12/16 26, Arkansas, 1/3	43, at Tennessee, 2/15 43, Texas A&M, 1/17 43, at Kentucky, 1/14 43, at Tennessee, 2/15 43, Texas A&M, 1/17 43, at Kentucky, 1/14
58 at Alabama, 2/22 58 at Alabama, 2/22	27 vs. LSU, 2/28 27 vs. LSU, 2/28	Assists (SEC)	3, Ohio State, 11/13 5, at Alabama, 2/22	16, at Texas A&M, 1/31 16, vs. CSUB, 11/28 16, at Texas A&M, 1/31
25 vs. UNCG, 11/15 25 vs. Winthrop, 12/13 24 vs. Ole Miss, 1/28	6 vs. Arizona State, 11/27 9 at Mississippi State, 1/24	Steals (SEC)	0, at Clemson, 11/18 3, at Kentucky, 1/14	13, Florida, 2/11 13, at UCLA, 11/22 13, Ohio State, 11/13 13, Florida, 2/11
16 at Ole Miss, 2/25 16 at Ole Miss, 2/25	3 at Kentucky, 1/14 3 vs. Hampton, 12/16	Blocked Shots (SEC)	0, at Clemson, 11/18 0, vs. Kentucky, 3/5 1, vs. Kentucky, 2/4 1, at Auburn, 1/21 1, at Vanderbilt, 1/7 1, Arkansas, 1/3	10, Ohio State, 11/13 7, Texas A&M, 1/17
16 at Ole Miss, 2/25 16 vs. Winthrop, 12/13	3 at Kentucky, 1/14 0 at Vanderbilt, 1/7	Turnovers (SEC)	8, at Alabama, 2/22 8, at Alabama, 2/22	23, at Ole Miss, 2/25 23, at Ole Miss, 2/25
29 at Ole Miss, 2/25 29 at Ole Miss, 2/25	5 vs. CSUB, 11/28 5 at Clemson, 11/18 11 at Kentucky, 1/14 11 at Vanderbilt, 1/7	Fouls (SEC)	13, vs. Kentucky, 3/5 16, at Auburn, 1/21	34, Missouri, 1/10 32, Missouri, 1/10
22 vs. Missouri, 1/10 22 at Hawaii, 11/29 22 vs. Missouri, 1/10	10 vs. Jacksonville, 3/18 11 vs. Ole Miss, 1/28 11 vs. Arkansas, 1/3			

2015-16 Individual Superlatives

Category	South Carolina	Opponent
Points in Game (SEC)	29 by Alaina Coates vs. Winthrop, 12/13 27 by Alaina Coates vs. Kentucky, 2/4 27 by A'ja Wilson at Texas A&M, 1/31	36 by Kelsey Mitchell, Ohio State, 11/13 26 by Shandricka Sessom, Ole Miss, 1/28
Points in a Half	20 (2nd) by A'ja Wilson vs. Duke, 12/6 18 (2nd) by Tiffany Mitchell at Texas A&M, 1/31	21 (2nd) by Kelsey Mitchell, Ohio State, 11/13 17 (2nd) by Carla Batchelor, Florida, 2/11 17 (2nd) by Makayla Epps, Kentucky, 2/4
Points in a Quarter (SEC)	15 (3rd) by Tina Roy vs. Arkansas, 1/3 15 (3rd) by Tina Roy vs. Arkansas, 1/3	14 (4th) by Brandy Montgomery, Auburn, 3/4 13 (3rd) by Makayla Epps, Kentucky, 2/4
Field Goals Made (SEC)	13 by Alaina Coates vs. Winthrop, 12/13 11 by A'ja Wilson vs. Texas A&M, 1/17 11 by A'ja Wilson at Kentucky, 1/14	11 by Shandricka Sessom, Ole Miss, 1/28 11 by Shandricka Sessom, Ole Miss, 1/28
Field Goal Attempts (SEC)	19 by A'ja Wilson vs. Texas A&M, 1/17 19 by A'ja Wilson vs. Duke, 12/6 19 by A'ja Wilson vs. Texas A&M, 1/17	25 by Victoria Vivians, at Mississippi State, 1/24 25 by Victoria Vivians, at Mississippi State, 1/24
FG Percentage (SEC)	1.00 (8-8) by A'ja Wilson at Ole Miss, 2/25 1.00 (8-8) by A'ja Wilson at Ole Miss, 2/25	1.00 (3-3) by Tra'Cee Tanner, at Auburn, 1/21 1.00 (3-3) by Tra'Cee Tanner, at Auburn, 1/21
3-Point FG Made (SEC)	7 by Tina Roy vs. Arkansas, 1/3 7 by Tina Roy vs. Arkansas, 1/3	5 by Katie Frerking, at Auburn, 1/21 5 by Katie Frerking, at Auburn, 1/21
3-Point FG Attempts (SEC)	12 by Tina Roy vs. Arkansas, 1/3 12 by Tina Roy vs. Arkansas, 1/3	12 by Katie Frerking, at Auburn, 1/21 12 by Katie Frerking, at Auburn, 1/21
3-Point FG Percentage (SEC)	1.00 (3-3) by Tina Roy vs. Kentucky, 3/5 1.00 (3-3) by Tina Roy vs. Elon, 12/22 .750 (3-4) by Tina Roy at Mississippi State, 1/24	.800 (4-5) by Ameryst Alston, Ohio State, 11/13 .600 (3-5) by Jordan Jones, Texas A&M, 1/17
Free Throws Made (SEC)	9 by A'ja Wilson at Tennessee, 2/15 9 by A'ja Wilson at Texas A&M, 1/31 9 by A'ja Wilson at Tennessee, 2/15 9 by A'ja Wilson at Texas A&M, 1/31	12 by Kelsey Mitchell, Ohio State, 11/13 9 by Bashaara Graves, at Tennessee, 2/15
Free Throw Attempts (SEC)	12 by Alaina Coates vs. Kentucky, 2/4 12 by Alaina Coates vs. Missouri, 1/10 12 by Alaina Coates vs. Kentucky, 2/4 12 by Alaina Coates vs. Missouri, 1/10	13 by Kelsey Mitchell, Ohio State, 11/13 10 by Bashaara Graves, at Tennessee, 2/15
FT Percentage (SEC)	1.000 (7-7) by Tiffany Mitchell vs. Florida, 2/11 1.000 (7-7) by Tiffany Mitchell vs. Florida, 2/11	1.00 (6-6) by Shanice Norton, LSU, 2/28 1.00 (6-6) by Ketara Chapel, at Mississippi State, 1/24 1.00 (6-6) by Jada Payne, East Carolina, 12/20 1.00 (6-6) by Shanice Norton, LSU, 2/28 1.00 (6-6) by Ketara Chapel, at Mississippi State, 1/24
Rebounds (SEC)	18 by Alaina Coates at Alabama, 2/22 18 by Alaina Coates at Alabama, 2/22	15 by Shayla Cooper, Ohio State, 11/13 10 by Bashaara Graves, at Tennessee, 2/15 10 by Batouly Camara, at Kentucky, 1/14
Assists (SEC)	9 by Asia Dozier vs. Kentucky, 3/5 6 by Alaina Coates at Texas A&M, 1/31	9 by Jordan Jones, at Texas A&M, 1/31 9 by Jordan Jones, at Texas A&M, 1/31
Steals (SEC)	6 by Khadijah Sessions, Georgia, 2/18 6 by Khadijah Sessions, Georgia, 2/18	6 by Jordin Canada, at UCLA, 11/22 3 by Meoshonti Knight, at Alabama, 2/22 3 by Tiaria Griffin, Georgia, 2/18 3 by Merritt Hempe, Georgia, 2/18 3 by Shequila Joseph, Ole Miss, 1/28
Blocked Shots (SEC)	10 by Alaina Coates vs. Winthrop, 12/13 8 by A'ja Wilson vs. Texas A&M, 1/17 8 by A'ja Wilson at Kentucky, 1/14	5 by Breanna Stewart, UConn, 2/8 3 by Merritt Hempe, Georgia, 2/18 3 by Khaalia Hillsman, at Texas A&M, 1/31
Turnovers (SEC)	8 by Tiffany Mitchell vs. Ohio State, 11/13 7 by Doniyah Cliney vs. Florida, 2/11 7 by Tiffany Mitchell at Mississippi State, 1/24	8 by Shayla Cooper, Ohio State, 11/13 7 by A'Queen Hayes, at Ole Miss, 2/25

Gamecock Career Highs

Alaina Coates

Pts	29 vs. Winthrop, 12/13/15
FG	13 vs. Winthrop, 12/13/15
FGA	16 vs. Vanderbilt, 1/5/14
FG %	1.000 (7-7) vs. SC St., 12/22/13
FT	11 at San Diego St., 11/23/13
FTA	15 at San Diego St., 11/23/13
FT %	1.000 (10-10) vs. North Carolina, 3/27/15
Reb	18 at Alabama, 2/22/16
Off Reb	8 vs. Auburn, 3/4/16
Def Reb	13, 2x, last at Alabama, 2/22/16
Blk	10 vs. Winthrop, 12/13/15
Stl	4 at Tennessee, 2/15/16
Asst	6 at Texas A&M, 1/31/16
Min	38 at Texas A&M, 1/31/16

Doniyah Cliney

Pts	10 vs. Florida, 2/11/16
FG	3, 2x, last vs. Florida, 2/11/16
FGA	5 vs. Missouri, 1/10/16
FG %	.750 (3-4) vs. Kentucky, 2/4/16
3FGA	2, 4x, last vs. Georgia, 2/18/16
FT	3, 2x, last at Ole Miss, 2/25/16
FTA	4, 4x, last at Ole Miss, 2/25/16
FT %	.750 (3-4), 2x, last at Ole Miss, 2/25/16
Reb	3 vs. Florida, 2/11/16
Off Reb	2 vs. Ole Miss, 1/28/16
Stl	3 vs. Georgia, 2/18/16
Asst	3 at Auburn, 1/21/16
Min	26 vs. Kentucky, 2/4/16

Bianca Cuevas

Pts	21 at Ole Miss, 2/1/15
FG	8 vs. CSUB, 11/28/15
FGA	14 at Georgia, 2/5/15
FG %	.833 (5-6) at Hampton, 12/17/14
3FG	3 vs. Kentucky, 3/5/16
3FGA	6 vs. Clemson, 11/20/14
3FG %	.667 (2-3) at Hampton, 12/17/14
FT	9 at Ole Miss, 2/1/15
FTA	11 at Ole Miss, 2/1/15
FT %	1.000 (5-5) vs. Syracuse, 3/22/15
Reb	6 at Alabama, 2/22/16
Off Reb	3 vs. Alabama, 1/29/15
Blk	2, 2x, last vs. UConn, 2/8/16
Stl	5 Missouri, 1/10/16
Asst	6 vs. CSUB, 11/28/15
Min	29 at Hawaii, 11/29/15

Asia Dozier

Pts	16, 2x, at San Diego St., 11/23/13
FG	6, 2x, last at Alabama, 1/8/15
FGA	13 at San Diego St., 11/23/13
FG %	1.00 (4-4) at Kentucky, 2/14/13
3FG	4, 2x, last vs. Syracuse, 3/22/15
3FGA	10 at San Diego St., 11/23/13
3FG %	1.000 (2-2), 3x, last vs. East Carolina, 12/20/15
FT	4, 3x, last vs. Florida State, 3/29/15
FTA	7 vs. Elon, 11/9/12
FT %	1.000 (4-4), 2x, last vs. Florida State, 3/29/15
Reb	10 vs. Elon, 11/9/12
Off Reb	4 vs. Elon, 11/9/12
Blk	3 at Kentucky, 3/1/15
Stl	2, 9x, last vs. Hampton, 12/16/15
Asst	9 vs. Kentucky, 3/5/16
Min	40 at Arkansas, 1/2/14

India Farmer

Pts	3, 2x, last vs. Alabama, 1/19/14
FGA	3 vs. NC Central, 12/2/13
3FGA	2 vs. NC Central, 12/2/13
FT	2 at Florida, 1/19/15
FTA	2, 2x, last, at Florida, 1/19/15
FT %	1.000 (2-2) at Florida, 1/19/15
Reb	3 vs. NC Central, 12/2/13
Blk	2 vs. UNCG, 11/15/15
Min	11 vs. NC Central, 12/2/13

Sarah Imovbioh

Pts	19 vs. Hampton, 12/16/15
FG	6, 2x, last vs. UConn, 2/8/16
FGA	8 vs. Hampton, 12/16/15
FG %	1.00 (6-6) vs. UConn, 2/8/16
FT	7 vs. Hampton, 12/16/15
FTA	9 vs. Hampton, 12/16/15
FT %	.777 (7-9) vs. Hampton, 12/16/15
Reb	12 vs. East Carolina, 12/20/15
Off Reb	7 vs. Ole Miss, 1/28/16
Def Reb	8 vs. East Carolina, 12/20/15
Stl	2, 3x, last at Ole Miss, 2/25/16
Asst	2, 2x, last vs. Missouri, 1/10/16
Min	24 vs. Hampton, 12/16/15

Tiffany Mitchell

Pts	25 vs. Georgia, 2/27/14
FG	8, 8x, last vs. Kentucky, 3/5/16
FGA	17, 2x, last at Texas A&M, 1/31/16
FG %	.857 (6-7) vs. Savannah State, 12/14/14
3FG	6, 2x, last at Hampton, 12/17/14
3FGA	8, 4x, last vs. Kentucky, 3/5/16
3FG %	1.000 (6-6) vs. San Diego State, 11/23/14
FT	13 vs. CSU Northridge, 3/23/14
FTA	17 vs. CSU Northridge, 3/23/14
FT %	1.000 (10-10) vs. Georgia, 2/27/14
Reb	11, 5x, last at Arkansas, 1/2/14
Off Reb	6 at Florida, 1/20/13
Blk	3 at Arkansas, 2/19/15
Stl	7 vs. NC Central, 12/1/14
Asst	9 at San Diego State, 11/23/13
Min	40, 3x, last vs. Texas A&M, 1/17/16

Tina Roy

Pts	21 vs. Arkansas, 1/3/16
FG	7 vs. Arkansas, 1/3/16
FGA	14 at UCLA, 11/22/15
FG %	1.000 (4-4) at Alabama, 1/8/15
3FG	7 vs. Arkansas, 1/3/16
3FGA	12 vs. Arkansas, 1/3/16
3FG %	1.000 (3-3), 3x, last vs. Kentucky, 3/5/16
FT	4 at Southern Cal, 11/25/13
FTA	4, 4x, last vs. Georgia, 2/27/14
FT %	1.000 (4-4) at Southern Cal, 11/25/13
Reb	8 at Mississippi State, 2/6/14
Off Reb	3, 2x, last vs. CSU Northridge, 3/23/14
Blk	2 vs. Mississippi State, 2/6/14
Stl	3, 2x, last vs. Ole Miss, 1/28/16
Asst	10 vs. Savannah State, 12/14/14
Min	37 at UCLA, 11/22/15

Khadijah Sessions

Pts	19 vs. Auburn, 2/3/13
FG	6, 2x, last vs. Seton Hall, 11/17/13
FGA	15 at Missouri, 2/28/13
FG %	.833 (5-6) vs. LSU, 2/12/15
3FG	3, 4x, last vs. LSU, 3/7/15
3FGA	6, 3x, last vs. Kentucky, 1/11/15
3FG %	1.00 (3-3) at Kentucky, 2/20/14
FT	8, 2x, last at Tennessee, 2/15/16
FTA	12 vs. Missouri, 2/2/14
FT %	1.00 (5-5) at Kentucky, 2/20/14
Reb	11 at Alabama, 2/22/16
Off Reb	3, 4x, last at Alabama, 2/22/16
Stl	6 vs. Georgia, 2/18/16
Asst	8 vs. NC Central, 12/1/14
Min	39 at Texas A&M, 1/31/16

Jatarie White

Pts	14 vs. East Carolina, 12/20/15
FG	5, 2x, last vs. East Carolina, 12/20/15
FGA	12 vs. Clemson, 11/20/14
FG %	.626 (5-8) vs. East Carolina, 12/20/15
FT	5 vs. Missouri, 1/10/16
FTA	6, 2x, last vs. Missouri, 1/10/16
FT %	1.000 (2-2), 3x, last vs. LSU, 2/28/16
Reb	9 vs. Winthrop, 12/13/15
Off Reb	4 at Clemson, 11/18/15
Def Reb	8 vs. Winthrop, 12/13/15
Blk	4 vs. Winthrop, 12/13/15
Stl	2 vs. Syracuse, 3/22/15
Asst	3 vs. Kansas State, 3/20/16
Min	22 vs. San Diego St., 11/23/14

A'ja Wilson

Pts	28 vs. Duke, 12/6/15
FG	11, 2x, last vs. Texas A&M, 1/17/16
FGA	19, 2x, last vs. Texas A&M, 1/17/16
FG %	.800 (8-10) vs. Savannah State, 12/14/14
FT	11 vs. LSU, 2/12/15
FTA	15 vs. LSU, 2/12/15
FT %	1.00 (8-8) at Ole Miss, 2/25/16
Reb	19 at Kentucky, 3/1/15
Off Reb	6, 3x, last at Kentucky, 1/14/16
Def Reb	14 at Kentucky, 3/1/15
Blk	8, 2x, last vs. Texas A&M, 1/17/16
Stl	3, 4x, last vs. Central Michigan, 12/20/14
Asst	4 vs. CSUB, 11/28/15
Min	39 at Texas A&M, 1/31/16

The Last Time...

Individual

Scored 50 Points

South Carolina 51, Jocelyn Penn vs. Stetson, 1/4/03
Opponent Never

Scored 40 Points

South Carolina 51, Jocelyn Penn vs. Stetson, 1/4/03
Opponent 46, Cornelia Gayden, LSU, 1/14/95

Scored 30 Points

South Carolina 30, Ieasia Walker vs. Clemson, 11/18/10
Opponent 36, Kelsey Mitchell, Ohio State, 11/13/15

Grabbed 20 Rebounds

South Carolina 25, Kelsey Bone vs. Boston University, 12/28/09
Opponent 24, Courtney Paris, Oklahoma, 12/30/07

Grabbed 15 Rebounds

South Carolina 18, Alaina Coates at Alabama, 2/22/16
Opponent 15, Shayla Cooper, Ohio State, 11/13/15

Two Players with 20 or More Points

South Carolina A'ja Wilson 27/Tiffany Mitchell 20 at Texas A&M, 1/31/16
Opponent Kelsey Mitchell 36/Ameryst Alston 23, Ohio State, 11/13/15

Two Players with 10 or More Rebounds

South Carolina A'ja Wilson 11/Alaina Coates 10 vs. Jacksonville, 3/18/16
Opponent Breanna Stewart 10/Gabby Williams 10, UConn, 2/8/16

Had 10 Assists

South Carolina 10, Tina Roy vs. Savannah State, 12/14/14
Opponent 11, Marneshia Richard, Mississippi State, 1/21/07

Had Five Steals

South Carolina 6, Khadijah Sessions, Georgia, 2/18/16
Opponent 6, Jordyn Canada, at UCLA, 11/22/15

Had Five Blocked Shots

South Carolina 5, A'ja Wilson at Ole Miss, 2/25/16
Opponent 5, Breanna Stewart, UConn, 2/8/16

Had a Double-Double

South Carolina Alaina Coates (14 pts/10 rebs) vs. Kansas State, 3/20/16
Opponent Bashaara Graves (13 pts/10 rebs), at Tennessee, 2/15/16

Two Players had a Double-Double

South Carolina A'ja Wilson (15 pts/11 rebs)/Alaina Coates (22 pts/10 rebs) vs. Jacksonville, 3/18/16
Opponent Sheila Boykin (12 pts/12 rebs)/Danielle Ballard (16 pts/12 rebs), LSU, 2/12/15

Three Players had a Double-Double

South Carolina Ashley Bruner (16 pts/12 rebs)/Aleighsa Welch (16 pts/ 11 rebs)/Elem Ibiam (12 pts/10 rebs) vs. Kansas, 3/25/13
Opponent Merlakia Jones (26 pts/10 rebs)/Takilya Davis (19 pts/13 rebs)/DeLisha Milton (14 pts/15 rebs), at Florida, 2/20/94

Had a Triple-Double

South Carolina Alaina Coates (29 pts/16 rebs/10 blks) vs. Winthrop, 12/13/15
Opponent Never

Team

Scored 100 Points

South Carolina 102 at Alabama, 1/8/15
Opponent 103, Clemson, 11/21/03

Won by 30 or More Points

South Carolina 77-41 (36) vs. Jacksonville, 3/18/16
Opponent 66-34 (32), Georgia, 3/4/11

Shot 65% or Better from the Field

South Carolina .652 (45-69) vs. East Tennessee State, 12/19/00
Opponent Never

Shot 60% or Better from the Field

South Carolina .612 (30-49) vs. Florida State, 3/29/15
Opponent .604 (29-48), Vanderbilt, 1/18/01

Shot 50% or Better from the Field

South Carolina .529 (37-70) vs. Kentucky, 3/5/16
Opponent .554 (31-56), at UConn, 2/9/15

No Players in Double-Figure Points

South Carolina at Auburn, 1/19/12
Opponent Arkansas, 1/3/16

Five Players in Double-Figure Points

South Carolina vs. Kentucky, 3/5/16
Opponent Arkansas, 2/14/10

More Than Five Players in Double-Figure Points

South Carolina 6 vs. Syracuse, 3/22/15
Opponent 6 at Georgia, 2/13/03

Faced AP Top-25 Opponent

Win 66-52 vs. No. 16 Mississippi State, 3/6/16
Loss 56-67 at No. 13 Kentucky, 3/1/15

Faced AP Top-10 Opponent

Win 70-63 at No. 10 Texas A&M, 1/31/16
Loss 87-62 at No. 2 UConn, 2/9/15

Faced AP Top-5 Opponent

Win 62-46 vs. No. 5 Tennessee, 3/8/15
Loss 87-62 at No. 2 UConn, 2/9/15

Faced AP No. 1 Team

Win Never
Loss 54-66 vs. No. 1 UConn, 2/8/16

Overtime Game

Win 58-55 vs. Drexel, 11/28/12
Loss 65-57 at Texas A&M, 1/16/14

Double-Overtime Game

Win 92-91 at Florida State, 2/4/91
Loss 92-94 at Clemson, 11/19/09

South Carolina Was Ranked (AP Poll)

No. 1 2/9/15
Top 5 No. 3, 3/14/16
Top 10 No. 8, 3/17/14
Top 25 No. 13, 12/30/13

Staley Era Team Records

Italics indicates set in 2015-16

Scoring

Most	Points
1. vs. Savannah State, 12/14/14	111
2. at Alabama, 1/8/15	102
3. vs. Clemson, 11/20/14	99
vs. Ole Miss, 1/30/14	99
vs. Charleston Southern, 11/8/13	99

Fewest	Points
1. at Stanford, 11/26/10	32
2. vs. Georgia, 3/4/11	34
3. vs. Mississippi State, 3/5/09	39
4. at Georgia, 1/13/13	40
5. at Mississippi State, 2/26/09	41

Fewest Allowed	Points
1. vs. South Carolina State, 12/14/11	21
2. vs. Presbyterian, 11/27/11	24
3. vs. NC Central, 12/1/14	26
vs. SC State, 12/22/13	26
5. vs. NC Central, 12/2/13	27

Most Allowed	Points
1. at Clemson, 11/19/09	94
2. vs. North Carolina, 12/20/09	93
3. at Connecticut, 2/9/15	87
4. vs. Xavier, 11/12/10	84
5. at Tennessee, 2/17/11	82
at Florida, 2/22/09	82

Margin of Outcome

Victory	Score	Margin
1. vs. Charleston Southern, 11/8/13	99-29	+70
2. vs. NC Central, 12/1/14	90-26	+64
3. vs. Savannah State, 12/14/14	111-49	+62
4. vs. Clemson, 11/20/14	99-41	+58
5. vs. <i>Arkansas</i>	85-32	+53

Defeat	Score	Margin
1. at Stanford, 11/26/10	32-70	-38
2. vs. Georgia, 3/4/11	34-66	-32
3. vs. Stanford, 12/19/08	47-78	-31
4. at Penn State, 11/21/10	48-78	-30
5. vs. Connecticut, 12/28/08	48-77	-29

Field Goals

Made	FGM
1. vs. Charleston Southern, 11/8/13	39
2. vs. Savannah State, 12/14/14	38
vs. Clemson, 11/20/14	38
4. vs. <i>Kentucky</i> , 3/5/16	37
at Alabama, 1/8/15	37
vs. Central Michigan, 12/20/14	37

Attempts	FGA
1. vs. Penn State, 11/20/11	76
2. at Clemson, 11/19/09	74
3. vs. Tennessee, 1/20/11	73
4. vs. Central Michigan, 12/20/14	72
vs. Clemson, 11/20/14	72
vs. Kansas, 3/25/13	72

Highest Percentage (Min. 40 FGA)	FGM-A	Pct
1. vs. Savannah State, 3/20/15	34-53	.642
2. at Alabama, 1/8/15	37-58	.638
3. vs. Florida State, 3/29/15	30-49	.612
4. vs. Charleston Southern, 11/8/13	39-64	.609
5. vs. Ole Miss, 1/30/14	31-51	.608

Lowest Percentage (Min. 40 FGA)	FGM-A	Pct
1. at Stanford, 11/26/10	12-55	.218
2. vs. Georgia, 3/4/11	12-52	.231
3. at Florida, 1/20/13	15-64	.234
4. at Kentucky, 2/5/09	13-55	.236
5. at Georgia, 1/2/11	13-54	.241

Lowest Percentage Allowed	FGM-A	Pct
1. vs. South Carolina State, 12/14/11	6-48	.125
2. vs. NC Central, 12/2/13	8-50	.160
3. vs. Charleston Southern, 11/8/13	10-54	.185
4. vs. Arkansas, 3/6/15	11-57	.193
vs. Hampton, 11/22/12	11-57	.193

Highest Percentage Allowed	FGM-A	Pct
1. vs. Connecticut, 12/28/08	35-62	.565
vs. Florida, 1/9/11	26-46	.565
3. vs. Xavier, 11/12/10	34-61	.557
4. at Connecticut, 2/9/15	31-56	.554
5. at Kentucky, 1/13/11	30-55	.545

3-Point Field Goals

Made	3FGM
1. vs. <i>Kentucky</i> , 3/5/16	12
2. vs. <i>Arkansas</i> , 1/3/16	11
at Alabama, 1/8/15	11
4. vs. <i>LSU</i> , 2/28/16	10
at <i>Vanderbilt</i> , 1/7/16	10

Attempts	3FGA
1. vs. Penn State, 11/20/11	29
2. vs. College of Charleston, 11/14/13	28
vs. North Carolina, 12/19/10	28
4. vs. Syracuse, 11/28/14	26
5. at <i>Clemson</i> , 11/18/15	25
vs. Savannah State, 11/15/12	25
at Ole Miss, 1/16/11	25

Percentage (Min. 5 3FGA)	3FGM-A	Pct
1. vs. Oregon State, 3/25/14	4-6	.667
vs. Ole Miss, 1/30/14	4-6	.667
vs. Savannah State, 12/28/13	4-6	.667
vs. Western Carolina, 12/29/12	6-9	.667
at Alabama, 1/10/10	8-12	.667
vs. Charlotte, 12/21/08	8-12	.667

Free Throws

Made	FTM
1. vs. Savannah State, 12/14/14	34
vs. Oregon State, 3/25/14	34
3. vs. <i>Missouri</i> , 1/10/16	32
vs. Ole Miss, 1/30/14	32
at Mississippi State, 1/6/13	32

Attempts	FTA
1. at Mississippi State, 1/6/13	50
2. vs. Savannah State, 12/28/13	48
3. vs. Savannah State, 12/14/14	47
4. vs. Missouri, 2/2/14	46
5. vs. Seton Hall, 11/17/13	44
vs. SC State, 12/21/12	44

Percentage (Min. 10 FTA)	FTM-A	Pct
1. vs. Alabama, 1/19/14	10-11	.909
2. vs. Auburn, 1/2/09	23-26	.885
3. at <i>UCLA</i> , 11/22/15	14-16	.875
vs. San Diego State, 11/28/09	14-16	.875
5. at Mississippi State, 2/6/14	20-23	.870

Rebounding

Total	Rebs
1. vs. College of Charleston, 11/14/13	62
2. at Florida, 1/20/13	59
3. at Alabama, 2/22/16	58
4. vs. Hampton, 11/22/12	57
5. vs. Savannah State, 12/14/14	56

Margin	Rebs	Margin
1. vs. Savannah State, 12/14/14	56-21	+35
2. vs. <i>Hampton</i> , 12/16/15	52-19	+33
3. at Alabama, 2/7/13	53-24	+29
4. at Alabama, 2/22/16	58-31	+27
vs. Hampton, 12/17/14	48-21	+27

Assists

Game	Assists
1. vs. NC Central, 12/1/14	26
2. vs. <i>Winthrop</i> , 12/13/15	25
vs. <i>UNCG</i> , 11/15/15	25
vs. San Diego State, 11/23/14	25
vs. Clemson, 11/20/14	25
vs. Alabama, 1/19/14	25
vs. Charleston Southern, 11/8/13	25

Steals

Game	Steals
1. vs. NC Central, 12/1/14	21
vs. Furman, 12/11/11	21
3. vs. San Diego State, 11/23/14	18
4. vs. Charleston Southern, 11/8/13	17
5. at Ole Miss, 2/25/16	16
vs. NC State, 12/12/10	16
vs. USC Upstate, 12/16/08	16

Blocked Shots

Game	Blocks
1. vs. <i>Winthrop</i> , 12/13/15	16
2. vs. Arkansas, 3/6/15	15
3. at Mississippi State, 2/6/14	14
vs. Kentucky, 1/9/14	14
5. at Kentucky, 3/1/15	12
vs. Charleston Southern, 11/14/13	12

Turnovers

Fewest	TOs
1. at Tennessee, 2/2/12	4
2. vs. <i>CSU Bakersfield</i> , 11/28/15	5
at <i>Clemson</i> , 11/18/15	5
vs. Tennessee, 2/23/15	5
vs. Syracuse, 11/28/14	5
at Missouri, 2/28/13	5
vs. Georgia, 3/2/12	5
vs. Ole Miss, 3/3/11	5

Most	TOs
1. at Wake Forest, 12/3/08	32
2. at Ole Miss, 2/25/16	29
vs. Hampton, 11/22/12	29
vs. Kentucky, 1/15/12	29
5. at Kentucky, 1/13/11	28

Gamecock Individual Record Book Updates

Italics indicates set in 2015-16

Scoring

Total Career Points	Gms	Points
1. Sheila Foster (1979-82)	134	2,266
2. Shannon Johnson (1993-96)	109	2,230
3. Brantley Southers (1982-86)	120	1,982
4. Jocelyn Penn (1999-2003)	117	1,939
5. <i>Tiffany Mitchell (2013-present)</i>	138	1,877

SEC Career Points	Gms	Points
1. <i>Tiffany Mitchell (2013-16)</i>	64	862
2. Shannon Johnson (1993-96)	44	836
3. Jocelyn Penn (1999-2003)	55	807
4. Annie Lester (1997-2000)	54	731
5. La'Keisha Sutton (2009-12)	62	711

SEC Career Scoring Average	Gms	Pts	Avg
1. Shannon Johnson (1993-96)	44	836	19.0
2. Jocelyn Penn (1999-2003)	55	807	14.7
3. <i>Tiffany Mitchell (2013-16)</i>	64	862	13.5
4. Annie Lester (1997-2000)	54	731	13.5
5. Shaun Gortman (1999-2002)	49	623	12.7

SEC Single-Season Points	Gms	Points
1. Jocelyn Penn (2002-03)	13	280
2. Annie Lester (1997-98)	14	267
3. Shannon Johnson (1993-94)	11	262
4. <i>A'ja Wilson (2015-16)</i>	16	260
5. Tiffany Mitchell (2013-14)	16	254

Total Career 3-Pointers Made	Gms	Points
1. Karen Middleton (1988-91)	128	317
2. Christi Timmons (1992-95)	107	239
3. Kelly Morrone (2000-04)	116	238
4. Shannon Johnson (1993-96)	109	208
5. <i>Tina Roy (2012-present)</i>	138	159
Heather Godfrey (1995-98)	108	159

Total Career Free Throws Made	Gms	Points
1. Shannon Johnson (1993-96)	109	478
2. Martha Parker (1986-89)	124	473
3. <i>Tiffany Mitchell (2013-present)</i>	138	446
4. Sheila Foster (1979-82)	134	418
5. Jocelyn Penn (1999-2003)	117	411

Rebounding

Total Career Rebounds	Gms	Rebs
1. Sheila Foster (1979-82)	134	1,427
2. Marsha Williams (1990-93)	116	1,026
3. Aleighsa Welch (2012-15)	137	956
4. <i>Alaina Coates (2014-present)</i>	104	914
5. Schonna Banner (1987-90)	125	901

Total Career Offensive Rebounds	Gms	DR
1. Aleighsa Welch (2012-15)	137	449
2. Marsha Williams (1990-93)	116	427
3. Annie Lester (1997-2000)	110	348
4. Jocelyn Penn (1999-2003)	117	345
5. Ashley Bruner (2010-13)	128	338
6. <i>Alaina Coates (2014-present)</i>	104	282

Total Career Defensive Rebounds	Gms	DR
1. <i>Alaina Coates (2014-present)</i>	104	632
2. Marsha Williams (1990-93)	116	599
3. Petra Ujhelyi (2000-03)	119	579

SEC Career Rebounds	Gms	Rebs
1. <i>Alaina Coates (2014-present)</i>	47	433
2. Aleighsa Welch (2012-15)	62	430
3. Annie Lester (1997-2000)	54	376

SEC Career Defensive Rebounds	Gms	Rebs
1. <i>Alaina Coates (2014-present)</i>	47	314
2. Petra Ujhelyi (2000-03)	56	249
3. Aleighsa Welch (2012-15)	62	240

Total Single-Season Defensive Rebs.	Gms	DR
1. <i>Alaina Coates (2015-16)</i>	34	243
2. Beth Hunt (1989-90)	33	230
3. Alaina Coates (2013-14)	34	203

SEC Single-Season Rebounds	Gms	Rebs
1. <i>Alaina Coates (2015-16)</i>	16	177
2. Kelsey Bone (2009-10)	16	138
3. Alaina Coates (2013-14)	16	136

SEC Single-Season Defensive Rebs.	Gms	DR
1. <i>Alaina Coates (2015-16)</i>	16	140
2. Alaina Coates (2013-14)	16	100
3. Kelsey Bone (2009-10)	16	99

Double-Doubles

Total Career	Gms	Tot.
1. Sheila Foster (1979-82)	134	70
2. Marsha Williams (1990-93)	116	44
3. Katrina Anderson (1978-79)	71	42
Denise Nanney (1975-77)	75	42
5. <i>Alaina Coates (2014-present)</i>	104	41

SEC Career	Gms	Tot.
1. <i>Alaina Coates (2014-present)</i>	47	20
2. Marsha Williams (1992-93)	22	11
3. Aleighsa Welch (2012-15)	62	10
Annie Lester (1997-2000)	54	10

Single-Season	Gms	Tot.
1. Katrina Anderson (1977-78)	34	25
2. Sheila Foster (1980-81)	34	24
3. Denise Nanney (1974-75)	30	22
4. <i>Alaina Coates (2015-16)</i>	34	19
Sheila Foster (1981-82)	31	19
Sheila Foster (1979-80)	36	19

SEC Single-Season	Gms	Tot.
1. <i>Alaina Coates (2015-16)</i>	16	10
2. Marsha Williams (1991-92)	11	6
3. <i>A'ja Wilson (2015-16)</i>	16	5
Alaina Coates (2014-15)	15	5
Alaina Coates (2013-14)	16	5
Aleighsa Welch (2013-14)	16	5
Annie Lester (1997-98)	14	5
Marsha Williams (1992-93)	11	5

Assists

SEC Career	Gms	Assists
1. Cristina Ciocan (2001-04)	56	250
2. La'Keisha Sutton (2009-12)	62	193
3. Shannon Johnson (1993-96)	44	161
4. <i>Tiffany Mitchell (2013-16)</i>	64	159
Ieasia Walker (2010-13)	64	159
Nikki Miars (1996-99)	50	159

Blocks

Total Career	Gms	Blocks
1. Lakesha Tolliver (2004-07)	112	177
2. <i>Alaina Coates (2014-present)</i>	104	167
3. <i>A'ja Wilson (2015-present)</i>	69	165
4. Elem Ibiam (2012-15)	126	164
5. Michelle Murray (1990-93)	96	148

SEC Career	Gms	Blocks
1. <i>A'ja Wilson (2015-present)</i>	32	85
2. Aleisha Welch (2011-15)	62	73
3. <i>Alaina Coates (2014-present)</i>	47	72
Petra Ujhelyi (2000-03)	56	72
5. Elem Ibiam (2012-15)	57	69

Total Single-Season	Gms	Blocks
1. <i>A'ja Wilson (2015-16)</i>	32	100
2. Elem Ibiam (2013-14)	34	83
3. Alaina Coates (2013-14)	34	73

SEC Single-Season	Gms	Blocks
1. <i>A'ja Wilson (2015-16)</i>	16	53
2. Elem Ibiam (2013-14)	16	44
3. Alaina Coates (2013-14)	16	35

SEC Single-Season Average	Gms	Blks	Avg
1. <i>A'ja Wilson (2015-16)</i>	16	53	3.3
2. Elem Ibiam (2013-14)	16	44	2.8
3. Alaina Coates (2013-14)	16	35	2.2

Steals

Total Career	Gms	Stls
1. Jocelyn Penn (1999-2003)	117	359
2. Martha Parker (1986-89)	124	284
3. Shannon Johnson (1993-96)	109	260
4. Ieasia Walker (2010-13)	130	258
5. <i>Tiffany Mitchell (2013-present)</i>	138	233

SEC Career	Gms	Stls
1. Jocelyn Penn (1999-2003)	55	162
2. Ieasia Walker (2010-13)	64	128
3. <i>Tiffany Mitchell (2013-16)</i>	64	110
4. Lisa Williams (1996-99)	51	107
5. Annie Lester (1997-2000)	54	104

Minutes Played

Total Career	Gms	Mins
1. Martha Parker (1986-89)	124	4,456
2. <i>Tiffany Mitchell (2013-present)</i>	138	4,137
3. Karen Middleton (1988-91)	128	4,013

SEC Career	Gms	Mins
1. La'Keisha Sutton (2009-12)	62	2,010
2. <i>Tiffany Mitchell (2013-16)</i>	64	1,952
3. Ieasia Walker (2010-13)	64	1,929

Participation

Total Career Games Started	Gms
1. <i>Tiffany Mitchell (2013-present)</i>	134
2. Martha Parker (1986-89)	122
3. Schonna Banner (1987-90)	113

Total Career Games Played	Gms
1. <i>Tiffany Mitchell (2013-present)</i>	138
<i>Tina Roy (2012-present)</i>	138
3. Aleighsa Welch (2012-15)	137
4. Sheila Foster (1979-82)	134
5. <i>Khadijah Sessions (2013-present)</i>	131



2015-16 South Carolina Basketball
#3/2 South Carolina Combined Team Statistics (as of Mar 20, 2016)
All games

RECORD:	OVERALL	HOME	AWAY	NEUTRAL
ALL GAMES	33-1	16-1	11-0	6-0
CONFERENCE	16-0	8-0	8-0	0-0
NON-CONFERENCE	17-1	8-1	3-0	6-0

##	Player	gp-gs	min	avg	Total		3-Point		F-Throw		Rebounds			pf	dq	a	to	blk	stl	pts	avg	
					fg-fga	fg%	3fg-fga	3fg%	ft-fga	ft%	off	def	tot									
22	WILSON, A'ja	32-31	860	26.9	199-376	.529	0-0	.000	117-162	.722	86	191	277	8.7	74	1	44	70	100	23	515	16.1
25	MITCHELL, Tiffany	34-33	1038	30.5	165-394	.419	60-172	.349	123-150	.820	33	63	96	2.8	65	0	85	84	6	62	513	15.1
41	COATES, Alaina	34-32	903	26.6	161-254	.634	0-0	.000	85-151	.563	101	243	344	10.1	84	0	31	50	43	42	407	12.0
05	SESSIONS, Khadijah	34-34	870	25.6	69-151	.457	20-51	.392	69-107	.645	23	66	89	2.6	71	1	76	50	3	70	227	6.7
01	CUEVAS, Bianca	33-1	593	18.0	76-200	.380	18-71	.254	50-66	.758	10	47	57	1.7	39	0	59	62	2	46	220	6.7
23	ROY, Tina	34-13	681	20.0	66-197	.335	61-169	.361	5-11	.455	10	45	55	1.6	12	0	74	34	1	14	198	5.8
24	IMOVBIOH, Sarah	34-4	488	14.4	58-99	.586	0-0	.000	28-66	.424	77	94	171	5.0	58	0	8	28	7	13	144	4.2
04	CLINEY, Doniyah	20-3	219	11.0	20-47	.426	4-13	.308	18-27	.667	5	11	16	0.8	24	0	14	21	1	10	62	3.1
31	DOZIER, Asia	28-19	513	18.3	28-94	.298	15-62	.242	15-20	.750	4	26	30	1.1	20	0	64	37	2	10	86	3.1
40	WHITE, Jatarie	31-0	404	13.0	30-88	.341	0-3	.000	32-52	.615	26	67	93	3.0	57	0	18	21	13	6	92	3.0
00	COLLEY, Shay	11-0	142	12.9	11-31	.355	3-12	.250	5-8	.625	8	12	20	1.8	18	0	13	16	1	7	30	2.7
03	DUCKETT, Kaydra	8-0	55	6.9	4-9	.444	1-3	.333	0-0	.000	1	7	8	1.0	8	0	5	4	1	3	9	1.1
44	FARMER, India	10-0	34	3.4	0-5	.000	0-3	.000	0-0	.000	1	4	5	0.5	3	0	1	2	2	0	0	0.0
Team											56	70	126		1		11					
Total.....		34	6800		887-1945	.456	182-559	.326	547-820	.667	441	946	1387	40.8	534	2	492	490	182	306	2503	73.6
Opponents.....		34	6800		691-1996	.346	147-521	.282	339-486	.698	403	711	1114	32.8	733	24	348	543	106	229	1868	54.9

TEAM STATISTICS	SC	OPP	Date	Opponent	Score	Att.			
SCORING	2503	1868	11/13/15	#6/10 OHIO STATE	w 88-80	16815			
Points per game	73.6	54.9	11/15/15	UNCG	w 92-44	13607			
Scoring margin	+18.7	-	11/18/15	at Clemson	w 67-41	1030			
FIELD GOALS-ATT	887-1945	691-1996	11/22/15	at UCLA	w 68-65	2018			
Field goal pct	.456	.346	@ 11/27/15	vs #16/18 Arizona State	w 60-58	2020			
3 POINT FG-ATT	182-559	147-521	@ 11/28/15	vs CSU Bakersfield	w 90-71	2152			
3-point FG pct	.326	.282	@ 11/29/15	at Hawaii	w 67-51	2073			
3-pt FG made per game	5.4	4.3	12/06/15	#14/13 DUKE	w 66-55	16429			
FREE THROWS-ATT	547-820	339-486	12/13/15	WINTHROP	w 86-37	13409			
Free throw pct	.667	.698	12/16/15	HAMPTON	w 86-48	12117			
F-Throws made per game	16.1	10.0	< 12/20/15	vs East Carolina	w 88-57	4103			
REBOUNDS	1387	1114	12/22/15	ELON	w 78-63	13670			
Rebounds per game	40.8	32.8	* 01/03/16	ARKANSAS	w 85-32	13407			
Rebounding margin	+8.0	-	* 01/07/16	at Vanderbilt	w 71-61	2547			
ASSISTS	492	348	* 01/10/16	#20/- MISSOURI	w 83-58	15934			
Assists per game	14.5	10.2	* 01/14/16	at #9/9 Kentucky	w 73-62	5527			
TURNOVERS	490	543	* 01/17/16	#15/11 TEXAS A&M	w 59-58	15406			
Turnovers per game	14.4	16.0	* 01/21/16	at Auburn	w 74-58	2419			
Turnover margin	+1.6	-	* 01/24/16	at #10/10 Mississippi State	w 57-51	10626			
Assist/turnover ratio	1.0	0.6	* 01/28/16	OLE MISS	w 81-62	14313			
STEALS	306	229	* 01/31/16	at #10/10 Texas A&M	w 70-63	8511			
Steals per game	9.0	6.7	* 02/04/16	#18/18 KENTUCKY	w 78-68	15015			
BLOCKS	182	106	02/08/16	#1/1 UCONN	L 54-66	18000			
Blocks per game	5.4	3.1	* 02/11/16	#16/19 FLORIDA	w 86-71	13324			
ATTENDANCE	244196	73618	* 02/15/16	at #24/- Tennessee	w 62-56	12014			
Home games-Avg/Game	17-14364	11-4629	* 02/18/16	GEORGIA	w 61-51	16186			
Neutral site-Avg/Game	-	6-3784	* 02/22/16	at Alabama	w 66-46	2679			
			* 02/25/16	at Ole Miss	w 66-45	1473			
			* 02/28/16	LSU	w 75-39	16240			
Score by Periods	1st	2nd	3rd	4th	Totals				
#3/2 South Carolina	558	619	651	675	2503	^ 03/04/16	vs Auburn	w 57-48	2245
Opponents	432	424	487	525	1868	^ 03/05/16	vs #13/13 Kentucky	w 93-63	5632
						^ 03/06/16	vs #16/16 Mississippi State	w 66-52	6549
						\$ 03/18/16	JACKSONVILLE	w 77-41	10276
						\$ 03/20/16	KANSAS STATE	w 73-47	10048

* = Conference game
 @ = Rainbow Wahine Showdown (Honolulu, Hawaii)
 < = Carolinas Challenge (Murtle Beach, S.C.)



2015-16 South Carolina Basketball
#3/2 South Carolina Combined Team Statistics (as of Feb 28, 2016)
Conference games



RECORD:	OVERALL	HOME	AWAY	NEUTRAL
ALL GAMES	16-0	8-0	8-0	0-0
CONFERENCE	16-0	8-0	8-0	0-0
NON-CONFERENCE	0-0	0-0	0-0	0-0

##	Player	gp-gs	min	avg	Total		3-Point		F-Throw		Rebounds			pf	dq	a	to	blk	stl	pts	avg									
					fg-fga	fg%	3fg-fga	3fg%	ft-fga	ft%	off	def	tot																	
22	WILSON, A'ja	16-15	453	28.3	97-178	.545	0-0	.000	66-91	.725	43	93	136	8.5	39	0	25	40	53	10	260	16.3								
25	MITCHELL, Tiffany	16-15	491	30.7	79-187	.422	27-81	.333	65-78	.833	12	27	39	2.4	34	0	45	41	2	31	250	15.6								
41	COATES, Alaina	16-15	463	28.9	68-102	.667	0-0	.000	43-75	.573	37	140	177	11.1	42	0	25	25	12	20	179	11.2								
05	SESSIONS, Khadijah	16-16	439	27.4	34-75	.453	14-31	.452	37-60	.617	10	31	41	2.6	37	1	31	25	2	34	119	7.4								
23	ROY, Tina	16-3	364	22.8	39-108	.361	36-93	.387	4-9	.444	5	19	24	1.5	5	0	41	18	0	11	118	7.4								
01	CUEVAS, Bianca	15-1	251	16.7	21-71	.296	5-24	.208	18-24	.750	5	14	19	1.3	17	0	30	30	0	19	65	4.3								
04	CLINEY, Doniyah	14-3	173	12.4	17-40	.425	3-11	.273	16-24	.667	5	10	15	1.1	21	0	12	18	0	10	53	3.8								
40	WHITE, Jatarie	13-0	145	11.2	11-26	.423	0-2	.000	15-24	.625	11	20	31	2.4	22	0	3	10	3	4	37	2.8								
24	IMOVBIQH, Sarah	16-1	198	12.4	20-40	.500	0-0	.000	4-15	.267	32	35	67	4.2	33	0	3	16	2	5	44	2.8								
31	DOZIER, Asia	11-11	202	18.4	6-29	.207	4-22	.182	6-10	.600	2	11	13	1.2	9	0	24	19	1	3	22	2.0								
03	DUCKETT, Kaydra	1-0	7	7.0	0-0	.000	0-0	.000	0-0	.000	0	2	2	2.0	2	0	0	2	0	1	0	0.0								
44	FARMER, India	4-0	14	3.5	0-1	.000	0-0	.000	0-0	.000	0	1	1	0.3	0	0	0	1	0	0	0	0.0								
Team											28	31	59		1		3													
Total.....		16	3200		392-857	.457	89-264	.337	274-410	.668	190	434	624	39.0	262	1	239	248	75	148	1147	71.7								
Opponents.....		16	3200		329-948	.347	64-253	.253	159-221	.719	201	327	528	33.0	358	14	172	258	46	110	881	55.1								

TEAM STATISTICS	SC	OPP	Date	Opponent	Score	Att.
SCORING	1147	881	* 01/03/16	ARKANSAS	w 85-32	13407
Points per game	71.7	55.1	* 01/07/16	at Vanderbilt	w 71-61	2547
Scoring margin	+16.6	-	* 01/10/16	#20/- MISSOURI	w 83-58	15934
FIELD GOALS-ATT	392-857	329-948	* 01/14/16	at #9/9 Kentucky	w 73-62	5527
Field goal pct	.457	.347	* 01/17/16	#15/11 TEXAS A&M	w 59-58	15406
3 POINT FG-ATT	89-264	64-253	* 01/21/16	at Auburn	w 74-58	2419
3-point FG pct	.337	.253	* 01/24/16	at #10/10 Mississippi State	w 57-51	10626
3-pt FG made per game	5.6	4.0	* 01/28/16	OLE MISS	w 81-62	14313
FREE THROWS-ATT	274-410	159-221	* 01/31/16	at #10/10 Texas A&M	w 70-63	8511
Free throw pct	.668	.719	* 02/04/16	#18/18 KENTUCKY	w 78-68	15015
F-Throws made per game	17.1	9.9	* 02/11/16	#16/19 FLORIDA	w 86-71	13324
REBOUNDS	624	528	* 02/15/16	at #24/- Tennessee	w 62-56	12014
Rebounds per game	39.0	33.0	* 02/18/16	GEORGIA	w 61-51	16186
Rebounding margin	+6.0	-	* 02/22/16	at Alabama	w 66-46	2679
ASSISTS	239	172	* 02/25/16	at Ole Miss	w 66-45	1473
Assists per game	14.9	10.8	* 02/28/16	LSU	w 75-39	16240
TURNOVERS	248	258				
Turnovers per game	15.5	16.1				
Turnover margin	+0.6	-				
Assist/turnover ratio	1.0	0.7				
STEALS	148	110				
Steals per game	9.3	6.9				
BLOCKS	75	46				
Blocks per game	4.7	2.9				
ATTENDANCE	119825	45796				
Home games-Avg/Game	8-14978	8-5724				
Neutral site-Avg/Game	-	0-0				

* = Conference game
 @ = Rainbow Wahine Showdown (Honolulu, Hawaii)
 < = Carolinas Challenge (Myrtle Beach, S.C.)

Score by Periods	1st	2nd	3rd	4th	Totals
#3/2 South Carolina	224	293	302	328	1147
Opponents	179	198	231	273	881



2015-16 South Carolina Basketball
#3/2 South Carolina Combined Team Statistics (as of Mar 06, 2016)
vs. Ranked



RECORD:	OVERALL	HOME	AWAY	NEUTRAL
ALL GAMES	13-1	6-1	4-0	3-0
CONFERENCE	8-0	4-0	4-0	0-0
NON-CONFERENCE	5-1	2-1	0-0	3-0

##	Player	gp-gs	min	avg	Total		3-Point		F-Throw		Rebounds				pf	dq	a	to	blk	stl	pts	avg
					fg-fga	fg%	3fg-fga	3fg%	ft-fga	ft%	off	def	tot	avg								
22	WILSON, A'ja	14-14	416	29.7	98-182	.538	0-0	.000	72-92	.783	40	96	136	9.7	36	0	16	39	55	12	268	19.1
25	MITCHELL, Tiffany	14-14	462	33.0	68-174	.391	20-69	.290	51-60	.850	13	26	39	2.8	33	0	29	42	3	25	207	14.8
41	COATES, Alaina	14-13	404	28.9	57-91	.626	0-0	.000	30-58	.517	31	112	143	10.2	37	0	20	21	13	22	144	10.3
05	SESSIONS, Khadijah	14-14	419	29.9	36-79	.456	9-22	.409	40-62	.645	8	26	34	2.4	33	1	24	20	2	28	121	8.6
01	CUEVAS, Bianca	14-0	208	14.9	25-79	.316	6-18	.333	20-29	.690	2	16	18	1.3	16	0	19	22	2	15	76	5.4
23	ROY, Tina	14-5	290	20.7	22-77	.286	19-61	.311	3-7	.429	4	17	21	1.5	7	0	29	17	1	6	66	4.7
04	CLINEY, Doniyah	10-2	118	11.8	11-25	.440	2-5	.400	8-13	.615	2	4	6	0.6	12	0	6	12	0	4	32	3.2
24	IMOVBIQH, Sarah	14-1	156	11.1	18-32	.563	0-0	.000	3-13	.231	28	31	59	4.2	25	0	4	14	3	1	39	2.8
40	WHITE, Jatarie	14-0	142	10.1	8-21	.381	0-1	.000	12-20	.600	10	23	33	2.4	24	0	7	14	4	4	28	2.0
31	DOZIER, Asia	10-7	162	16.2	4-24	.167	0-9	.000	6-6	1.000	2	10	12	1.2	10	0	18	15	1	4	14	1.4
44	FARMER, India	1-0	4	4.0	0-0	.000	0-0	.000	0-0	.000	0	0	0	0.0	0	0	1	1	0	0	0	0.0
03	DUCKETT, Kaydra	1-0	3	3.0	0-1	.000	0-0	.000	0-0	.000	0	0	0	0.0	1	0	0	0	0	0	0	0.0
00	COLLEY, Shay	2-0	16	8.0	0-2	.000	0-1	.000	0-0	.000	0	1	1	0.5	4	0	0	2	0	0	0	0.0
Team											23	24	47		1		4					
Total.....		14	2800		347-787	.441	56-186	.301	245-360	.681	163	386	549	39.2	239	1	173	223	84	121	995	71.1
Opponents.....		14	2800		319-865	.369	64-195	.328	159-213	.746	178	320	498	35.6	313	11	144	228	53	102	861	61.5

TEAM STATISTICS	SC	OPP	Date	Opponent	Score	Att.
SCORING	995	861	11/13/15	#6/10 OHIO STATE	w 88-80	16815
Points per game	71.1	61.5	@ 11/27/15	vs #16/18 Arizona State	w 60-58	2020
Scoring margin	+9.6	-	12/06/15	#14/13 DUKE	w 66-55	16429
FIELD GOALS-ATT	347-787	319-865	* 01/10/16	#20/- MISSOURI	w 83-58	15934
Field goal pct	.441	.369	* 01/14/16	at #9/9 Kentucky	w 73-62	5527
3 POINT FG-ATT	56-186	64-195	* 01/17/16	#15/11 TEXAS A&M	w 59-58	15406
3-point FG pct	.301	.328	* 01/24/16	at #10/10 Mississippi State	w 57-51	10626
3-pt FG made per game	4.0	4.6	* 01/31/16	at #10/10 Texas A&M	w 70-63	8511
FREE THROWS-ATT	245-360	159-213	* 02/04/16	#18/18 KENTUCKY	w 78-68	15015
Free throw pct	.681	.746	02/08/16	#1/1 UCONN	L 54-66	18000
F-Throws made per game	17.5	11.4	* 02/11/16	#16/19 FLORIDA	w 86-71	13324
REBOUNDS	549	498	* 02/15/16	at #24/- Tennessee	w 62-56	12014
Rebounds per game	39.2	35.6	^ 03/05/16	vs #13/13 Kentucky	w 93-63	5632
Rebounding margin	+3.6	-	03/06/16	vs #16/16 Mississippi State	w 66-52	6549
ASSISTS	173	144				
Assists per game	12.4	10.3				
TURNOVERS	223	228				
Turnovers per game	15.9	16.3				
Turnover margin	+0.4	-				
Assist/turnover ratio	0.8	0.6				
STEALS	121	102				
Steals per game	8.6	7.3				
BLOCKS	84	53				
Blocks per game	6.0	3.8				
ATTENDANCE	110923	50879				
Home games-Avg/Game	7-15846	4-9170				
Neutral site-Avg/Game	-	3-4734				

* = Conference game
 @ = Rainbow Wahine Showdown (Honolulu, Hawaii)
 < = Carolinas Challenge (Myrtle Beach, S.C.)
 ^ = SEC Tournament (Jacksonville, Fla.)

Score by Periods	1st	2nd	3rd	4th	Totals
#3/2 South Carolina	216	227	245	307	995
Opponents	202	200	220	239	861



2015-16 South Carolina Basketball
#3/2 South Carolina Combined Team Statistics (as of Mar 20, 2016)
NCAA Tournament



RECORD:	OVERALL	HOME	AWAY	NEUTRAL
ALL GAMES	2-0	2-0	0-0	0-0
CONFERENCE	0-0	0-0	0-0	0-0
NON-CONFERENCE	2-0	2-0	0-0	0-0

##	Player	gp-gs	min	avg	Total		3-Point		F-Throw		Rebounds				pf	dq	a	to	blk	stl	pts	avg
					fg-fga	fg%	3fg-fga	3fg%	ft-fta	ft%	off	def	tot	avg								
41	COATES, Alaina	2-2	50	25.0	14-21	.667	0-0	.000	8-13	.615	10	10	20	10.0	3	0	0	1	2	4	36	18.0
25	MITCHELL, Tiffany	2-2	58	29.0	12-24	.500	3-10	.300	7-10	.700	2	3	5	2.5	4	0	4	6	0	6	34	17.0
22	WILSON, A'ja	2-2	41	20.5	8-25	.320	0-0	.000	7-11	.636	6	10	16	8.0	3	0	1	3	6	1	23	11.5
01	CUEVAS, Bianca	2-0	47	23.5	7-12	.583	2-7	.286	0-0	.000	2	4	6	3.0	2	0	3	3	0	4	16	8.0
05	SESSIONS, Khadijah	2-2	49	24.5	5-10	.500	0-3	.000	4-4	1.000	2	4	6	3.0	3	0	6	3	0	7	14	7.0
23	ROY, Tina	2-0	30	15.0	4-12	.333	3-11	.273	0-0	.000	2	6	8	4.0	1	0	1	3	0	0	11	5.5
24	IMOVBIOH, Sarah	2-0	37	18.5	2-2	1.000	0-0	.000	2-8	.250	4	9	13	6.5	5	0	0	1	2	1	6	3.0
40	WHITE, Jatarie	2-0	31	15.5	1-9	.111	0-0	.000	3-4	.750	2	2	4	2.0	2	0	3	0	0	0	5	2.5
31	DOZIER, Asia	2-2	43	21.5	1-7	.143	1-6	.167	0-0	.000	0	2	2	1.0	0	0	6	1	0	0	3	1.5
04	CLINEY, Doniyah	2-0	11	5.5	1-2	.500	0-0	.000	0-0	.000	0	0	0	0.0	1	0	0	0	0	0	2	1.0
44	FARMER, India	2-0	3	1.5	0-0	.000	0-0	.000	0-0	.000	0	1	1	0.5	1	0	0	0	0	0	0	0.0
Team											2	8	10									
Total.....		2	400		55-124	.444	9-37	.243	31-50	.620	32	59	91	45.5	25	0	24	21	10	23	150	75.0
Opponents.....		2	400		32-106	.302	6-26	.231	18-22	.818	17	45	62	31.0	42	1	15	37	7	11	88	44.0

TEAM STATISTICS	SC	OPP	Date	Opponent	Score	Att.
SCORING	150	88	\$ 03/18/16	JACKSONVILLE	w 77-41	10276
Points per game	75.0	44.0	\$ 03/20/16	KANSAS STATE	w 73-47	10048
Scoring margin	+31.0	-				
FIELD GOALS-ATT	55-124	32-106				
Field goal pct	.444	.302				
3 POINT FG-ATT	9-37	6-26				
3-point FG pct	.243	.231				
3-pt FG made per game	4.5	3.0				
FREE THROWS-ATT	31-50	18-22				
Free throw pct	.620	.818				
F-Throws made per game	15.5	9.0				
REBOUNDS	91	62				
Rebounds per game	45.5	31.0				
Rebounding margin	+14.5	-				
ASSISTS	24	15				
Assists per game	12.0	7.5				
TURNOVERS	21	37				
Turnovers per game	10.5	18.5				
Turnover margin	+8.0	-				
Assist/turnover ratio	1.1	0.4				
STEALS	23	11				
Steals per game	11.5	5.5				
BLOCKS	10	7				
Blocks per game	5.0	3.5				
ATTENDANCE	20324	0				
Home games-Avg/Game	2-10162	0-0				
Neutral site-Avg/Game	-	0-0				

* = Conference game
 @ = Rainbow Wahine Showdown (Honolulu, Hawaii)
 < = Carolinas Challenge (Myrtle Beach, S.C.)
 ^ = SEC Tournament (Jacksonville, Fla.)
 \$ = NCAA Tournament (Columbia, S.C.)

Score by Periods	1st	2nd	3rd	4th	Totals
#3/2 South Carolina	33	44	39	34	150
Opponents	19	28	18	23	88



2015-16 South Carolina Basketball
#3/2 South Carolina Combined Team Statistics (as of Mar 20, 2016)
Last 5



RECORD:	OVERALL	HOME	AWAY	NEUTRAL
ALL GAMES	5-0	2-0	0-0	3-0
CONFERENCE	0-0	0-0	0-0	0-0
NON-CONFERENCE	5-0	2-0	0-0	3-0

##	Player	gp-gs	min	avg	Total		3-Point		F-Throw		Rebounds			pf	dq	a	to	blk	stl	pts	avg	
					fg-fga	fg%	3fg-fga	3fg%	ft-fga	ft%	off	def	tot									
25	MITCHELL, Tiffany	5-5	153	30.6	29-66	.439	9-27	.333	14-19	.737	5	8	13	2.6	10	0	14	10	0	11	81	16.2
22	WILSON, A'ja	5-5	130	26.0	25-58	.431	0-0	.000	18-23	.783	11	32	43	8.6	9	0	6	11	15	4	68	13.6
41	COATES, Alaina	5-5	128	25.6	26-48	.542	0-0	.000	15-24	.625	26	24	50	10.0	10	0	2	2	6	9	67	13.4
01	CUEVAS, Bianca	5-0	108	21.6	18-33	.545	7-17	.412	5-5	1.000	2	10	12	2.4	9	0	9	11	0	12	48	9.6
05	SESSIONS, Khadijah	5-5	120	24.0	12-23	.522	3-7	.429	13-17	.765	4	10	14	2.8	5	0	9	7	1	12	40	8.0
23	ROY, Tina	5-0	71	14.2	8-20	.400	7-18	.389	1-2	.500	2	8	10	2.0	1	0	2	5	0	0	24	4.8
24	IMOVBIQH, Sarah	5-0	78	15.6	5-11	.455	0-0	.000	4-13	.308	9	13	22	4.4	8	0	2	4	4	2	14	2.8
31	DOZIER, Asia	5-5	115	23.0	4-22	.182	2-13	.154	2-2	1.000	0	5	5	1.0	4	0	16	6	1	2	12	2.4
40	WHITE, Jatarie	5-0	64	12.8	2-13	.154	0-0	.000	3-7	.429	3	8	11	2.2	7	0	5	2	2	0	7	1.4
04	CLINEY, Donyiah	5-0	26	5.2	2-4	.500	0-0	.000	1-1	1.000	0	1	1	0.2	1	0	1	2	1	0	5	1.0
44	FARMER, India	3-0	7	2.3	0-0	.000	0-0	.000	0-0	.000	0	1	1	0.3	1	0	1	1	0	0	0	0.0
Team											6	14	20				1					
Total.....		5	1000		131-298	.440	28-82	.341	76-113	.673	68	134	202	40.4	65	0	67	62	30	52	366	73.2
Opponents.....		5	1000		96-268	.358	17-59	.288	42-58	.724	43	111	154	30.8	97	2	45	87	15	25	251	50.2

TEAM STATISTICS	SC	OPP	Date	Opponent	Score	Att.
SCORING	366	251	^ 03/04/16	vs Auburn	w 57-48	2245
Points per game	73.2	50.2	^ 03/05/16	vs #13/13 Kentucky	w 93-63	5632
Scoring margin	+23.0	-	^ 03/06/16	vs #16/16 Mississippi State	w 66-52	6549
FIELD GOALS-ATT	131-298	96-268	\$ 03/18/16	JACKSONVILLE	w 77-41	10276
Field goal pct	.440	.358	\$ 03/20/16	KANSAS STATE	w 73-47	10048
3 POINT FG-ATT	28-82	17-59	* = Conference game			
3-point FG pct	.341	.288	@ = Rainbow Wahine Showdown (Honolulu, Hawaii)			
3-pt FG made per game	5.6	3.4	< = Carolinas Challenge (Myrtle Beach, S.C.)			
FREE THROWS-ATT	76-113	42-58	^ = SEC Tournament (Jacksonville, Fla.)			
Free throw pct	.673	.724	\$ = NCAA Tournament (Columbia, S.C.)			
F-Throws made per game	15.2	8.4				
REBOUNDS	202	154				
Rebounds per game	40.4	30.8				
Rebounding margin	+9.6	-				
ASSISTS	67	45				
Assists per game	13.4	9.0				
TURNOVERS	62	87				
Turnovers per game	12.4	17.4				
Turnover margin	+5.0	-				
Assist/turnover ratio	1.1	0.5				
STEALS	52	25				
Steals per game	10.4	5.0				
BLOCKS	30	15				
Blocks per game	6.0	3.0				
ATTENDANCE	20324	14426				
Home games-Avg/Game	2-10162	0-0				
Neutral site-Avg/Game	-	3-4809				

Score by Periods	1st	2nd	3rd	4th	Totals
#3/2 South Carolina	89	95	88	94	366
Opponents	61	54	58	78	251



2015-16 South Carolina Basketball
#3/2 South Carolina Season Schedule/Results & Leaders (as of Mar 20, 2016)
All games



RECORD:	OVERALL	HOME	AWAY	NEUTRAL
ALL GAMES	33-1	16-1	11-0	6-0
CONFERENCE	16-0	8-0	8-0	0-0
NON-CONFERENCE	17-1	8-1	3-0	6-0

Date	Opponent	Score	Att.	High Points	High Rebounds
11/13/15	#6/10 OHIO STATE	w 88-80	16815	(20)WILSON, A'ja	(14)WILSON, A'ja
11/15/15	UNCG	w 92-44	13607	(19)WILSON, A'ja	(11)IMOVBIQH, Sarah
11/18/15	at Clemson	w 67-41	1030	(18)MITCHELL, Tiffany	(6)COATES, Alaina (6)IMOVBIQH, Sarah (6)WHITE, Jatarie
11/22/15	at UCLA	w 68-65	2018	(17)ROY, Tina (17)MITCHELL, Tiffany	(12)COATES, Alaina
11/27/15	@vs #16/18 Arizona State	w 60-58	2020	(18)CUEVAS, Bianca (18)WILSON, A'ja	(11)WILSON, A'ja
11/28/15	@vs CSU Bakersfield	w 90-71	2152	(26)WILSON, A'ja	(8)WILSON, A'ja
11/29/15	@at Hawaii	w 67-51	2073	(18)WILSON, A'ja	(5)WILSON, A'ja
12/06/15	#14/13 DUKE	w 66-55	16429	(28)WILSON, A'ja	(11)WILSON, A'ja
12/13/15	WINTHROP	w 86-37	13409	(29)COATES, Alaina	(16)COATES, Alaina
12/16/15	HAMPTON	w 86-48	12117	(22)COATES, Alaina	(12)COATES, Alaina
12/20/15	<vs East Carolina	w 88-57	4103	(18)MITCHELL, Tiffany	(15)COATES, Alaina
12/22/15	ELON	w 78-63	13670	(18)MITCHELL, Tiffany	(8)WILSON, A'ja (8)COATES, Alaina
01/03/16	*ARKANSAS	w 85-32	13407	(21)ROY, Tina	(10)WILSON, A'ja (10)COATES, Alaina
01/07/16	*at Vanderbilt	w 71-61	2547	(22)MITCHELL, Tiffany	(10)COATES, Alaina
01/10/16	*#20/- MISSOURI	w 83-58	15934	(19)MITCHELL, Tiffany	(12)COATES, Alaina
01/14/16	*at #9/9 Kentucky	w 73-62	5527	(26)WILSON, A'ja	(13)WILSON, A'ja
01/17/16	*#15/11 TEXAS A&M	w 59-58	15406	(26)WILSON, A'ja	(11)COATES, Alaina
01/21/16	*at Auburn	w 74-58	2419	(17)COATES, Alaina	(10)COATES, Alaina
01/24/16	*at #10/10 Mississippi State	w 57-51	10626	(21)MITCHELL, Tiffany	(11)WILSON, A'ja (11)COATES, Alaina
01/28/16	*OLE MISS	w 81-62	14313	(17)WILSON, A'ja	(14)COATES, Alaina
01/31/16	*at #10/10 Texas A&M	w 70-63	8511	(27)WILSON, A'ja	(10)WILSON, A'ja (10)COATES, Alaina
02/04/16	*#18/18 KENTUCKY	w 78-68	15015	(27)COATES, Alaina	(13)COATES, Alaina
02/08/16	#1/1 UCONN	54-66 L	18000	(13)WILSON, A'ja (13)IMOVBIQH, Sarah	(9)COATES, Alaina
02/11/16	*#16/19 FLORIDA	w 86-71	13324	(22)MITCHELL, Tiffany	(11)COATES, Alaina
02/15/16	*at #24/- Tennessee	w 62-56	12014	(25)WILSON, A'ja	(10)COATES, Alaina
02/18/16	*GEORGIA	w 61-51	16186	(19)MITCHELL, Tiffany	(9)WILSON, A'ja
02/22/16	*at Alabama	w 66-46	2679	(16)WILSON, A'ja	(18)COATES, Alaina
02/25/16	*at Ole Miss	w 66-45	1473	(16)WILSON, A'ja	(14)COATES, Alaina
02/28/16	*LSU	w 75-39	16240	(24)MITCHELL, Tiffany	(7)WILSON, A'ja
03/04/16	^vs Auburn	w 57-48	2245	(14)COATES, Alaina	(12)COATES, Alaina
03/05/16	^vs #13/13 Kentucky	w 93-63	5632	(20)MITCHELL, Tiffany	(10)COATES, Alaina
03/06/16	^vs #16/16 Mississippi State	w 66-52	6549	(19)MITCHELL, Tiffany (19)WILSON, A'ja	(13)WILSON, A'ja
03/18/16	\$JACKSONVILLE	w 77-41	10276	(22)COATES, Alaina	(11)WILSON, A'ja
03/20/16	KANSAS STATE	w 73-47	10048	(20)MITCHELL, Tiffany	(10)COATES, Alaina

* = Conference game

@ = Rainbow Wahine Showdown (Honolulu, Hawaii)

< = Carolinas Challenge (Myrtle Beach, S.C.)

^ = SEC Tournament (Jacksonville, Fla.)

\$ = NCAA Tournament (Columbia, S.C.)

Attendance Summary	Games	Attend	Avg/Game
Home	17	244196	14364
Away	11	50917	4629
Neutral	6	22701	3784
Total	34	317814	9347



2015-16 South Carolina Basketball
#3/2 South Carolina Points-Rebounds-Assists (as of Mar 20, 2016)
All games



Opponent	Date	Score	01		04		05		22		23		24		25	
			CUEVAS,BIA	CLINEY,DON	SESSIONS,K	WILSON,A'J	ROY,TINA	IMOVBIQH,S	MITCHELL,T							
#6/10 OHIO STATE	11/13/15	88-80	w	5-0-1	DNP	12-3-3	20-14-0	3-1-1	8-10-0	15-3-3						
UNCG	11/15/15	92-44	w	11-2-1	DNP	2-1-4	19-10-1	9-0-6	14-11-0	10-2-5						
at Clemson	11/18/15	67-41	w	4-1-2	DNP	0-2-5	7-5-0	3-1-1	9-6-0	18-5-0						
at UCLA	11/22/15	68-65	w	7-2-2	DNP	0-5-1	11-10-3	17-3-4	0-4-0	17-5-2						
vs #16/18 Arizona State	11/27/15	60-58	w	18-2-0	DNP	6-3-0	18-11-1	3-2-3	1-8-0	6-1-1						
vs CSU Bakersfield	11/28/15	90-71	w	20-4-6	DNP	8-1-1	26-8-4	3-5-3	6-5-0	13-1-1						
at Hawaii	11/29/15	67-51	w	13-4-0	DNP	11-4-4	18-5-0	0-0-2	3-4-0	14-2-2						
#14/13 DUKE	12/06/15	66-55	w	2-4-2	DNP	5-5-1	28-11-2	3-1-2	0-0-0	12-4-2						
WINTHROP	12/13/15	86-37	w	13-2-1	DNP	4-1-6	DNP	3-0-3	7-4-1	12-5-3						
HAMPTON	12/16/15	86-48	w	6-1-1	DNP	5-4-2	DNP	0-3-3	19-7-0	17-6-2						
vs East Carolina	12/20/15	88-57	w	4-1-1	DNP	5-2-3	15-10-0	3-3-0	4-12-2	18-1-3						
ELON	12/22/15	78-63	w	2-1-2	DNP	6-2-4	12-8-2	9-0-1	2-3-0	18-4-2						
ARKANSAS	01/03/16	85-32	w	10-2-3	DNP	7-3-4	14-10-1	21-1-3	9-7-0	12-3-4						
at Vanderbilt	01/07/16	71-61	w	4-1-2	2-0-0	10-4-0	4-6-2	13-1-1	0-2-0	22-2-5						
#20/- MISSOURI	01/10/16	83-58	w	6-0-1	5-1-0	9-0-1	11-11-1	3-2-2	4-2-2	19-2-2						
at #9/9 Kentucky	01/14/16	73-62	w	2-0-1	0-0-0	8-1-3	26-13-2	12-3-4	0-5-0	16-2-2						
#15/11 TEXAS A&M	01/17/16	59-58	w	9-3-2	DNP	8-2-2	26-8-1	0-2-1	0-1-0	11-4-2						
at Auburn	01/21/16	74-58	w	1-2-2	3-2-3	5-3-1	11-6-2	12-0-2	2-2-0	13-1-5						
at #10/10 Mississippi S	01/24/16	57-51	w	0-0-1	1-0-0	10-4-1	6-11-1	11-1-2	0-7-0	21-2-2						
OLE MISS	01/28/16	81-62	w	6-0-1	4-3-1	4-2-5	17-9-2	9-0-4	7-9-0	15-4-4						
at #10/10 Texas A&M	01/31/16	70-63	w	0-0-0	0-0-0	10-2-3	27-10-1	1-1-1	0-1-0	20-4-2						
#18/18 KENTUCKY	02/04/16	78-68	w	5-2-2	7-1-2	9-4-1	18-7-3	7-1-4	2-1-0	2-0-0						
#1/1 UCONN	02/08/16	54-66	L	2-2-1	4-0-1	4-1-2	13-6-0	0-2-2	13-8-0	12-5-0						
#16/19 FLORIDA	02/11/16	86-71	w	3-0-3	10-3-2	6-0-4	13-9-1	6-2-4	6-6-0	22-3-4						
at #24/- Tennessee	02/15/16	62-56	w	2-0-2	2-1-0	13-2-0	25-6-1	8-3-3	0-3-0	12-2-2						
GEORGIA	02/18/16	61-51	w	DNP	1-2-0	13-1-2	16-9-2	3-3-1	2-5-0	19-4-4						
at Alabama	02/22/16	66-46	w	5-6-3	4-0-2	4-11-3	16-10-2	3-1-3	8-6-1	10-1-1						
at Ole Miss	02/25/16	66-45	w	9-2-4	7-2-0	0-2-1	16-4-3	0-1-3	3-5-0	12-4-1						
LSU	02/28/16	75-39	w	3-1-3	7-0-2	3-0-0	14-7-0	9-2-3	1-5-0	24-1-5						
vs Auburn	03/04/16	57-48	w	10-1-3	0-1-0	5-1-0	8-8-3	4-2-1	3-2-0	8-1-3						
vs #13/13 Kentucky	03/05/16	93-63	w	15-3-3	3-0-1	10-3-2	18-6-2	9-0-0	5-5-1	20-4-2						
vs #16/16 Mississippi S	03/06/16	66-52	w	7-2-0	0-0-0	11-4-1	19-13-0	0-0-0	0-2-1	19-3-5						
JACKSONVILLE	03/18/16	77-41	w	8-4-3	2-0-0	8-4-4	15-11-1	5-3-1	1-4-0	14-1-1						
KANSAS STATE	03/20/16	73-47	w	8-2-0	0-0-0	6-2-2	8-5-0	6-5-0	5-9-0	20-4-3						

Opponent	Date	Score	31		40		41		44	
			DOZIER,ASI	WHITE,JATA	COATES,ALA	FARMER,IND				
#6/10 OHIO STATE	11/13/15	88-80	w	4-0-1	4-3-2	17-13-0	DNP			
UNCG	11/15/15	92-44	w	3-2-6	5-3-1	12-7-0	0-1-0			
at Clemson	11/18/15	67-41	w	8-1-0	3-6-2	10-6-1	DNP			
at UCLA	11/22/15	68-65	w	0-0-0	2-2-0	12-12-0	DNP			
vs #16/18 Arizona State	11/27/15	60-58	w	2-1-0	0-2-0	6-7-1	DNP			
vs CSU Bakersfield	11/28/15	90-71	w	0-0-0	2-5-1	6-4-0	DNP			
at Hawaii	11/29/15	67-51	w	3-0-3	0-2-1	3-1-0	DNP			
#14/13 DUKE	12/06/15	66-55	w	0-2-3	0-5-1	16-7-0	DNP			
WINTHROP	12/13/15	86-37	w	9-2-3	4-9-1	29-16-0	0-1-0			
HAMPTON	12/16/15	86-48	w	6-2-5	8-7-0	22-12-2	DNP			
vs East Carolina	12/20/15	88-57	w	10-1-0	14-4-0	10-15-0	0-1-0			
ELON	12/22/15	78-63	w	7-1-3	2-2-0	16-8-0	DNP			
ARKANSAS	01/03/16	85-32	w	DNP	1-5-1	11-10-2	0-1-0			
at Vanderbilt	01/07/16	71-61	w	3-1-4	2-2-0	11-10-1	DNP			
#20/- MISSOURI	01/10/16	83-58	w	2-3-1	11-4-0	13-12-0	DNP			
at #9/9 Kentucky	01/14/16	73-62	w	0-1-0	0-5-0	9-11-1	DNP			
#15/11 TEXAS A&M	01/17/16	59-58	w	0-1-1	0-0-0	5-11-3	DNP			
at Auburn	01/21/16	74-58	w	1-2-3	9-2-0	17-10-2	DNP			
at #10/10 Mississippi S	01/24/16	57-51	w	2-1-1	0-0-0	6-11-1	DNP			
OLE MISS	01/28/16	81-62	w	3-0-5	3-2-0	13-14-2	DNP			
at #10/10 Texas A&M	01/31/16	70-63	w	0-1-1	0-0-0	12-10-6	DNP			
#18/18 KENTUCKY	02/04/16	78-68	w	DNP	1-3-1	27-13-2	DNP			
#1/1 UCONN	02/08/16	54-66	L	DNP	4-1-1	2-9-0	DNP			
#16/19 FLORIDA	02/11/16	86-71	w	DNP	6-5-0	14-11-3	DNP			
at #24/- Tennessee	02/15/16	62-56	w	DNP	0-1-1	0-10-1	DNP			
GEORGIA	02/18/16	61-51	w	DNP	DNP	7-8-1	DNP			
at Alabama	02/22/16	66-46	w	3-0-1	DNP	13-18-0	0-0-0			
at Ole Miss	02/25/16	66-45	w	8-1-5	DNP	11-14-0	0-0-0			
LSU	02/28/16	75-39	w	0-2-2	4-2-0	10-4-0	0-0-0			
vs Auburn	03/04/16	57-48	w	5-1-0	0-3-1	14-12-0	DNP			
vs #13/13 Kentucky	03/05/16	93-63	w	0-1-9	0-3-0	13-10-2	0-0-1			
vs #16/16 Mississippi S	03/06/16	66-52	w	4-1-1	2-1-1	4-8-0	DNP			
JACKSONVILLE	03/18/16	77-41	w	0-0-3	2-1-0	22-10-0	0-0-0			
KANSAS STATE	03/20/16	73-47	w	3-2-3	3-3-3	14-10-0	0-1-0			



2015-16 South Carolina Basketball
#3/2 South Carolina Team Game-by-Game Comparison (as of Mar 20, 2016)
All games



Opponent	1st	2nd	Score	Mar	Total FG	FG Pct	3-Pointers	3FG Pct	Free Throws	FT Pct	Rebounds	Assist	T/Over	Block	Steal	Fouls	
#6/10 OHIO STATE	45/47	43/33	88-80	+8	31-69/26-80	.449/.325	3-11/10-23	.273/.435	23-35/18-20	.657/.900	51/42	+9	11/3	20/18	6/10	9/13	20/29
UNCG	53/25	39/19	92-44	+8	35-67/16-62	.522/.258	8-24/3-13	.333/.231	14-23/9-14	.609/.643	47/36	+1	25/4	10/21	10/2	15/6	15/21
Clemson	31/20	36/21	67-41	+26	23-63/14-43	.365/.326	7-25/3-7	.280/.429	14-28/10-14	.500/.714	41/36	+5	13/12	5/19	6/0	12/0	15/24
UCLA	32/31	36/34	68-65	+3	24-55/23-64	.436/.359	6-19/4-18	.316/.222	14-16/15-25	.875/.600	45/31	+14	12/10	2/19	4/3	6/13	19/21
#16/18 Arizona State	30/33	30/25	60-58	+2	24-58/21-61	.414/.344	1-11/8-20	.091/.400	11-16/8-14	.688/.571	42/39	+3	6/10	2/19	3/1	10/11	16/15
CSU Bakersfield	45/37	45/34	90-71	+19	35-64/25-58	.547/.431	3-12/8-18	.250/.444	17-31/13-15	.548/.867	39/30	+9	18/16	5/11	5/0	5/2	12/27
Hawaii	29/22	38/29	67-51	+16	25-55/19-50	.455/.380	4-14/5-18	.286/.278	13-19/8-18	.684/.444	30/33	(3)	12/11	14/20	5/3	9/3	22/20
#14/13 DUKE	30/26	36/29	66-55	+11	24-57/21-59	.421/.356	2-10/3-10	.200/.300	16-28/10-13	.571/.759	43/36	+7	13/9	14/15	5/6	8/8	16/21
WINTHROP	47/13	39/24	86-37	+49	34-62/16-64	.548/.250	9-24/1-9	.375/.111	9-12/4-15	.750/.267	48/32	+16	25/9	13/14	16/4	10/9	13/16
HAMPTON	30/18	56/30	86-48	+38	28-58/19-61	.483/.311	6-16/5-21	.375/.238	24-31/5-8	.774/.625	52/19	+33	17/12	17/9	2/6	3/10	13/25
East Carolina	44/26	44/31	88-57	+31	31-66/19-69	.470/.275	5-18/6-23	.278/.261	21-28/13-14	.750/.929	54/37	+17	13/7	11/13	4/3	7/3	14/26
ELON	35/31	43/32	78-63	+15	30-63/23-52	.476/.442	8-19/4-13	.421/.308	10-14/13-19	.714/.684	34/26	+8	14/14	14/17	6/1	6/7	17/17
ARKANSAS	44/18	41/14	85-32	+53	33-63/13-54	.524/.241	11-23/1-12	.478/.083	8-13/5-10	.615/.500	48/26	+22	18/9	15/18	2/1	11/5	11/17
Vanderbilt	31/31	40/30	71-61	+10	25-50/22-53	.500/.415	10-22/4-20	.455/.200	11-23/13-15	.478/.867	30/29	+1	15/12	11/13	0/1	7/5	18/19
#20- MISSOURI	35/17	48/41	83-58	+25	24-57/18-58	.421/.310	3-14/4-21	.214/.190	32-43/18-21	.744/.857	39/37	+2	10/11	13/20	7/2	14/6	22/34
#9/9 Kentucky	28/32	45/30	73-62	+11	26-63/24-64	.413/.375	6-17/3-9	.353/.333	15-25/11-18	.600/.611	44/43	+1	13/7	11/13	10/2	3/3	16/22
#15/11 TEXAS A&M	26/27	33/31	59-58	+1	23-54/25-68	.426/.368	2-12/3-7	.167/.429	11-19/5-8	.579/.625	33/43	(10)	12/12	16/15	9/7	12/10	14/21
Auburn	33/20	41/38	74-58	+16	27-52/19-55	.519/.345	7-19/9-27	.368/.333	13-20/11-14	.650/.786	34/30	+4	20/14	12/13	1/1	7/7	15/16
#10/10 Mississippi State	22/20	35/31	57-51	+6	19-44/16-59	.432/.271	4-13/3-13	.308/.231	15-23/16-17	.652/.941	40/31	+9	9/9	2/13	6/2	5/5	21/21
OLE MISS	40/26	41/36	81-62	+19	31-68/26-54	.456/.481	7-23/3-19	.304/.158	12-24/7-13	.500/.538	45/28	+17	24/14	11/14	3/3	9/8	11/21
#10/10 Texas A&M	25/31	45/32	70-63	+7	24-53/27-62	.453/.435	2-11/3-12	.182/.250	20-25/6-6	.800/1000	34/30	+4	14/16	16/17	5/6	9/6	16/21
#18/18 KENTUCKY	35/30	43/38	78-68	+10	26-50/28-69	.520/.406	2-12/2-8	.167/.250	24-35/10-14	.688/.714	39/32	+7	15/11	17/11	6/1	8/4	17/31
#1/1 UCONN	25/35	29/31	54-66	(12)	20-53/24-57	.377/.421	3-10/6-16	.300/.375	11-16/12-18	.688/.667	35/35	-	7/14	15/13	5/6	6/9	15/16
#16/19 FLORIDA	43/31	43/40	86-71	+15	28-57/27-69	.491/.391	8-19/8-22	.421/.364	22-31/9-15	.710/.600	44/30	+14	21/15	15/13	5/3	6/9	17/29
#24- Tennessee	24/21	38/35	62-56	+6	18-49/18-53	.367/.340	4-13/3-14	.308/.214	22-30/17-22	.733/.773	30/43	(13)	10/6	12/19	5/4	8/4	21/22
GEORGIA	27/13	34/38	61-51	+10	20-53/21-59	.377/.356	5-17/6-21	.294/.286	16-27/3-6	.593/.500	39/34	+5	10/14	17/21	4/5	13/7	16/23
Alabama	32/22	34/24	66-46	+20	23-60/18-63	.383/.286	6-17/3-28	.353/.107	14-20/7-11	.700/.636	58/31	+27	16/5	16/8	4/4	5/10	14/18
Ole Miss	34/19	32/26	66-45	+21	23-41/14-63	.561/.222	2-11/7-17	.182/.412	18-26/10-17	.692/.588	40/32	+8	17/9	29/23	7/2	16/11	17/22
LSU	38/19	37/20	75-39	+36	22-43/13-45	.512/.289	10-21/2-3	.476/.667	21-26/11-14	.808/.766	27/29	(2)	15/8	9/20	1/2	11/6	16/21
Auburn	32/16	25/32	57-48	+9	16-51/20-56	.314/.357	3-12/3-13	.250/.231	22-29/5-9	.759/.556	36/35	+1	11/9	16/15	8/5	10/4	12/24
#13/13 Kentucky	42/31	51/32	93-63	+30	37-70/25-56	.529/.446	12-22/3-7	.545/.429	7-14/10-15	.500/.667	38/29	+9	23/12	12/19	7/0	10/5	14/13
#16/16 Mississippi State	33/21	33/31	66-52	+14	23-53/19-50	.434/.380	4-11/5-13	.364/.385	16-20/9-12	.800/.750	37/28	+9	9/9	13/16	5/3	9/5	14/18
JACKSONVILLE	32/21	45/20	77-41	+36	29-64/14-50	.453/.280	3-15/4-12	.200/.333	16-24/9-9	.667/1000	44/30	+14	13/6	10/21	4/5	14/4	10/23
KANSAS STATE	45/26	28/21	73-47	+26	26-60/18-56	.433/.321	6-22/2-14	.273/.143	15-26/9-13	.577/.692	47/32	+15	11/9	11/16	6/2	9/7	15/19

Note: Game totals are displayed in the format TEAM/OPPONENT for each category



Official Basketball Box Score - Game Totals - Final Statistics
#6/10 Ohio State vs South Carolina
11/13/15 7 p.m. at Columbia, S.C./Colonial Life Arena



#6/10 Ohio State 80 • 0-1

Table with columns: Player, FG-FGA, 3-Ptr, FT-FTA, Rebounds, PF, TP, A TO Blk Stl, Min. Lists stats for 22 players and team totals.

Summary statistics table including 1st-4th quarter percentages, game totals, and deadball rebounds.

South Carolina 88 • 1-0

Table with columns: Player, FG-FGA, 3-Ptr, FT-FTA, Rebounds, PF, TP, A TO Blk Stl, Min. Lists stats for 22 players and team totals.

Summary statistics table including 1st-4th quarter percentages, game totals, and deadball rebounds.

Officials: Beverly Roberts, Mark Zentz, Kevin Pethel
Technical fouls: #6/10 Ohio State-None. South Carolina-None.
Attendance: 16815

Score by periods table showing 1st, 2nd, 3rd, 4th, and Total scores for both teams.

Points in half table showing In, Off, 2nd, Fast, and Bench points for both teams.

Last FG - OSU 4th-02:35, SC 4th-00:08.
Largest lead - OSU by 6 3rd-08:26, SC by 15 1st-03:56.
OSU led for 08:14. SC led for 28:41. Game was tied for 03:05.

Score tied - 6 times.
Lead changed - 6 times.



Official Basketball Box Score - Game Totals - Final Statistics
UNCG vs South Carolina
11/15/15 3 p.m. at Columbia, S.C./Colonial Life Arena



UNCG 44 • 1-1

Table with columns: Player, FG-FGA, 3-Ptr, FT-FTA, Rebounds, PF, TP, A TO Blk Stl, Min. Lists stats for 26 players and team totals.

Summary statistics table including 1st-4th quarter percentages, game totals, and deadball rebounds.

South Carolina 92 • 2-0

Table with columns: Player, FG-FGA, 3-Ptr, FT-FTA, Rebounds, PF, TP, A TO Blk Stl, Min. Lists stats for 22 players and team totals.

Summary statistics table including 1st-4th quarter percentages, game totals, and deadball rebounds.

Officials: Scott Yarbrough, Troy Winders, Nick Marshall
Technical fouls: UNCG-None. South Carolina-None.
Attendance: 13607

Score by periods table showing 1st, 2nd, 3rd, 4th, and Total scores for both teams.

Points in half table showing In, Off, 2nd, Fast, and Bench points for both teams.

Last FG - UNCG 4th-00:55, SC 4th-02:39.
Largest lead - UNCG None, SC by 51 4th-03:32.
UNCG led for 00:00. SC led for 39:22. Game was tied for 00:34.

Score tied - 1 time.
Lead changed - 0 times.



Official Basketball Box Score - Game Totals - Final Statistics
South Carolina vs Clemson
11/18/15 7:00 PM at Clemson, S.C.



South Carolina 67 • 3-0

Table with columns: Player, FG-FGA, 3-Ptr, FT-FTA, Rebounds, PF, TP, A TO Blk Stl, Min. Lists stats for 22 players and team totals.

Summary statistics table including 1st-4th quarter percentages, game totals, and deadball rebounds.

Clemson 41 • 1-2

Table with columns: Player, FG-FGA, 3-Ptr, FT-FTA, Rebounds, PF, TP, A TO Blk Stl, Min. Lists stats for 14 players and team totals.

Summary statistics table including 1st-4th quarter percentages, game totals, and deadball rebounds.

Officials: Eric Brewton, Metta Roberts, Mark Resch
Technical fouls: South Carolina-None. Clemson-None.
Attendance: 1030

Score by periods table showing 1st, 2nd, 3rd, 4th, and Total scores for both teams.

Points in half table showing In, Off, 2nd, Fast, and Bench points for both teams.

Last FG - SC 4th-00:48, CU 4th-01:42.
Largest lead - SC by 35 4th-06:29, CU by 2 1st-09:18.
SC led for 39:06. CU led for 00:12. Game was tied for 00:42.

Score tied - 0 times.
Lead changed - 1 time.



Official Basketball Box Score - Game Totals - Final Statistics
South Carolina vs UCLA
11/22/15 1:02 p.m. at Los Angeles, CA (Pauley Pavilion)



South Carolina 68 • 4-0

Table with columns: Player, FG-FGA, 3-Ptr, FT-FTA, Rebounds, PF, TP, A TO Blk Stl, Min. Lists stats for 22 players and team totals.

Summary statistics table including 1st-4th quarter percentages, game totals, and deadball rebounds.

UCLA 65 • 2-1

Table with columns: Player, FG-FGA, 3-Ptr, FT-FTA, Rebounds, PF, TP, A TO Blk Stl, Min. Lists stats for 14 players and team totals.

Summary statistics table including 1st-4th quarter percentages, game totals, and deadball rebounds.

Officials: Melissa Barlow, Lisa Jones, Penny Davis
Technical fouls: South Carolina-None. UCLA-None.
Attendance: 2018

Score by periods table showing 1st, 2nd, 3rd, 4th, and Total scores for both teams.

Points in half table showing In, Off, 2nd, Fast, and Bench points for both teams.

Last FG - SC 4th-00:40, UCLA 4th-00:00.
Largest lead - SC by 6 2nd-03:57, UCLA by 4 1st-05:54.
SC led for 16:01. UCLA led for 13:31. Game was tied for 10:28.

Score tied - 14 times.
Lead changed - 14 times.



Official Basketball Box Score - Game Totals - Final Statistics
#16/18 Arizona State vs South Carolina
11/27/15 2:30pm HT at Honolulu, Oahu



#16/18 Arizona State 58 • 1-2

Table with columns: # Player, Total FG-FGA, 3-Ptr FG-FGA, FT-FTA, Rebounds Off Def Tot, PF, TP, A TO Blk Stl, Min. Includes player stats for Brunner, Sophie, Moos, Kelsey, etc.

Summary statistics table for Arizona State game, including 1st-4th quarter percentages and totals.

South Carolina 60 • 5-0

Table with columns: # Player, Total FG-FGA, 3-Ptr FG-FGA, FT-FTA, Rebounds Off Def Tot, PF, TP, A TO Blk Stl, Min. Includes player stats for WILSON, A'ja, COATES, Alaina, etc.

Summary statistics table for South Carolina game, including 1st-4th quarter percentages and totals.

Officials: Skelly Wingard, Victor Dunomes, Ethan Kahoano
Technical fouls: #16/18 Arizona State-None. South Carolina-None.
Attendance: 2020

Score by periods table for Arizona State vs South Carolina game.

Points in game table for Arizona State vs South Carolina game.

Last FG - ASU 4th-01:20, SC 4th-00:56.
Largest lead - ASU by 7 2nd-08:59, SC by 7 4th-07:08.
ASU led for 15:11. SC led for 13:08. Game was tied for 11:17.

Score tied - 10 times.
Lead changed - 11 times.



Official Basketball Box Score - Game Totals - Final Statistics
South Carolina vs CSU Bakersfield
11/28/15 1:30 p.m. at Honolulu, HI (Stan Sheriff Center)



South Carolina 90 • 6-0

Table with columns: # Player, Total FG-FGA, 3-Ptr FG-FGA, FT-FTA, Rebounds Off Def Tot, PF, TP, A TO Blk Stl, Min. Includes player stats for WILSON, A'ja, COATES, Alaina, etc.

Summary statistics table for South Carolina vs CSU Bakersfield game, including 1st-4th quarter percentages and totals.

CSU Bakersfield 71 • 1-4

Table with columns: # Player, Total FG-FGA, 3-Ptr FG-FGA, FT-FTA, Rebounds Off Def Tot, PF, TP, A TO Blk Stl, Min. Includes player stats for Shannon, Alyssa, Kleist, Keri, etc.

Summary statistics table for CSU Bakersfield game, including 1st-4th quarter percentages and totals.

Officials: Jen Zylstra, Victor Dunomes, Tim Tamashiro
Technical fouls: South Carolina-None. CSU Bakersfield-None.
Attendance: 2152

Score by periods table for South Carolina vs CSU Bakersfield game.

Points in game table for South Carolina vs CSU Bakersfield game.

Last FG - SC 4th-00:02, CSUB 4th-03:03.
Largest lead - SC by 19 4th-01:01, CSUB None.
SC led for 39:49. CSUB led for 00:00. Game was tied for 00:11.

Score tied - 0 times.
Lead changed - 0 times.



Official Basketball Box Score - Game Totals - Final Statistics
South Carolina vs Hawaii
11/29/15 5:00 pm HT at Stan Sheriff Center



South Carolina 67 • 7-0, 0-0 SEC

Table with columns: # Player, Total FG-FGA, 3-Ptr FG-FGA, FT-FTA, Rebounds Off Def Tot, PF, TP, A TO Blk Stl, Min. Includes player stats for WILSON, A'ja, COATES, Alaina, etc.

Summary statistics table for South Carolina vs Hawaii game, including 1st-4th quarter percentages and totals.

Hawaii 51 • 4-3, 0-0 BWC

Table with columns: # Player, Total FG-FGA, 3-Ptr FG-FGA, FT-FTA, Rebounds Off Def Tot, PF, TP, A TO Blk Stl, Min. Includes player stats for Toeaina, Sarah, Karaitiana, Ashleigh, etc.

Summary statistics table for Hawaii game, including 1st-4th quarter percentages and totals.

Officials: Skelly Wingard, Victor Dunomes, Mason Souza
Technical fouls: South Carolina-None. Hawaii-None.
Attendance: 2073

Score by periods table for South Carolina vs Hawaii game.

Points in game table for South Carolina vs Hawaii game.

Last FG - SC 4th-02:27, UH 4th-00:37.
Largest lead - SC by 18 4th-00:52, UH by 3 1st-05:45.
SC led for 33:18. UH led for 03:11. Game was tied for 03:08.

Score tied - 2 times.
Lead changed - 6 times.



Official Basketball Box Score - Game Totals - Final Statistics
#14/13 Duke vs #2/2 South Carolina
12/06/15 2 p.m. at Columbia, S.C./Colonial Life Arena



#14/13 Duke 55 • 7-2

Table with columns: # Player, Total FG-FGA, 3-Ptr FG-FGA, FT-FTA, Rebounds Off Def Tot, PF, TP, A TO Blk Stl, Min. Includes player stats for Azura Stevens, Oderah Chidom, etc.

Summary statistics table for Duke vs South Carolina game, including 1st-4th quarter percentages and totals.

#2/2 South Carolina 66 • 8-0

Table with columns: # Player, Total FG-FGA, 3-Ptr FG-FGA, FT-FTA, Rebounds Off Def Tot, PF, TP, A TO Blk Stl, Min. Includes player stats for WILSON, A'ja, COATES, Alaina, etc.

Summary statistics table for South Carolina game, including 1st-4th quarter percentages and totals.

Officials: Lisa Mattingly, Sue Blauch, Felicia Grinter
Technical fouls: #14/13 Duke-Angela Salvadores; TEAM. #2/2 South Carolina-None.
Attendance: 16429

Score by periods table for Duke vs South Carolina game.

Points in game table for Duke vs South Carolina game.

Last FG - DU 4th-00:10, SC 4th-00:03.
Largest lead - DU by 5 3rd-04:02, SC by 12 4th-00:17.
DU led for 05:19. SC led for 24:54. Game was tied for 09:33.

Score tied - 12 times.
Lead changed - 4 times.



Official Basketball Box Score - Game Totals - Final Statistics
Winthrop vs #2/2 South Carolina
12/13/15 2 p.m. at Columbia, S.C./Colonial Life Arena



Winthrop 37 • 2-7

Table with columns: #, Player, Total (FG-FGA, 3-Ptr FG-FGA, FT-FTA), Rebounds (Off, Def, Tot), PF, TP, A TO Blk Stl, Min. Includes player stats for WHITAKER, MBAMALU, KILPATRICK, etc.

1st - FG %: 3-20 15.0% 2nd: 3-9 33.3% 3rd: 6-18 33.3% 4th: 4-17 23.5% Game: 16-64 25.0% Deadball Rebounds 6,1

#2/2 South Carolina 86 • 9-0

Table with columns: #, Player, Total (FG-FGA, 3-Ptr FG-FGA, FT-FTA), Rebounds (Off, Def, Tot), PF, TP, A TO Blk Stl, Min. Includes player stats for IMOVBIQH, COATES, SESSIONS, etc.

1st - FG %: 10-14 71.4% 2nd: 8-14 57.1% 3rd: 7-18 38.9% 4th: 9-16 56.3% Game: 34-62 54.8% Deadball Rebounds 3

Officials: Dee Kantner, Laura Morris, Chaney Muench
Technical fouls: Winthrop-None. #2/2 South Carolina-None.
Attendance: 13409

Score by periods table with columns: 1st, 2nd, 3rd, 4th, Total. Winthrop: 7, 6, 14, 10, 37. #2/2 South Carolina: 26, 21, 20, 19, 86.

Points In Off 2nd Fast Bench table. Winthrop: 18, 9, 10, 6, 7. #2/2 South Carolina: 50, 20, 14, 19, 31.

Last FG - WU 4th-00:47, SC 4th-00:56.
Largest lead - WU None, SC by 52 4th-03:11.
WU led for 00:00. SC led for 38:49. Game was tied for 01:11.

Score tied - 1 time.
Lead changed - 0 times.



Official Basketball Box Score - Game Totals - Final Statistics
Hampton vs #2/2 South Carolina
12/16/15 7 p.m. at Columbia, S.C./Colonial Life Arena



Hampton 48 • 1-8

Table with columns: #, Player, Total (FG-FGA, 3-Ptr FG-FGA, FT-FTA), Rebounds (Off, Def, Tot), PF, TP, A TO Blk Stl, Min. Includes player stats for LUPOE, TATE-DeFRETAS, GILBEAUX, etc.

1st - FG %: 4-12 33.3% 2nd: 4-15 26.7% 3rd: 8-20 40.0% 4th: 3-14 21.4% Game: 19-61 31.1% Deadball Rebounds 2,1

#2/2 South Carolina 86 • 10-0

Table with columns: #, Player, Total (FG-FGA, 3-Ptr FG-FGA, FT-FTA), Rebounds (Off, Def, Tot), PF, TP, A TO Blk Stl, Min. Includes player stats for IMOVBIQH, DOZIER, COATES, etc.

1st - FG %: 4-12 33.3% 2nd: 6-17 35.3% 3rd: 8-10 80.0% 4th: 3-14 21.4% Game: 28-58 48.3% Deadball Rebounds 5,3

Officials: Mark Zentz, Mary Day, Metta Roberts
Technical fouls: Hampton-ROSE,Kristine. #2/2 South Carolina-None.
Attendance: 12117

Score by periods table with columns: 1st, 2nd, 3rd, 4th, Total. Hampton: 9, 9, 20, 10, 48. #2/2 South Carolina: 14, 16, 29, 27, 86.

Points In Off 2nd Fast Bench table. Hampton: 22, 18, 1, 10, 15. #2/2 South Carolina: 42, 7, 17, 2, 17.

Last FG - HU 4th-05:19, SC 4th-00:26.
Largest lead - HU None, SC by 38 4th-00:26.
HU led for 00:00. SC led for 38:33. Game was tied for 01:27.

Score tied - 0 times.
Lead changed - 0 times.



Official Basketball Box Score - Game Totals - Final Statistics
East Carolina vs #2/2 South Carolina
12/20/15 1 p.m. at Myrtle Beach (SC) Convention Center



East Carolina 57 • 6-6

Table with columns: #, Player, Total (FG-FGA, 3-Ptr FG-FGA, FT-FTA), Rebounds (Off, Def, Tot), PF, TP, A TO Blk Stl, Min. Includes player stats for PAYNE, TAYLOR, LARAMIE, etc.

1st - FG %: 5-16 31.3% 2nd: 3-15 20.0% 3rd: 9-21 42.9% 4th: 2-17 11.8% Game: 19-69 27.5% Deadball Rebounds 0

#2/2 South Carolina 88 • 11-0

Table with columns: #, Player, Total (FG-FGA, 3-Ptr FG-FGA, FT-FTA), Rebounds (Off, Def, Tot), PF, TP, A TO Blk Stl, Min. Includes player stats for WILSON, DOZIER, COATES, etc.

1st - FG %: 6-18 33.3% 2nd: 9-17 52.9% 3rd: 8-14 57.1% 4th: 8-17 47.1% Game: 31-66 47.0% Deadball Rebounds 2

Officials: Amy Bonner, Angelica Sufferen, Michael McConnell
Technical fouls: East Carolina-TEAM. #2/2 South Carolina-None.
Attendance: CAROLINAS CHALLENGE: #2 South Carolina vs. East Carolina

Score by periods table with columns: 1st, 2nd, 3rd, 4th, Total. East Carolina: 15, 11, 22, 9, 57. #2/2 South Carolina: 21, 23, 25, 19, 88.

Points In Off 2nd Fast Bench table. East Carolina: 18, 6, 11, 0, 10. #2/2 South Carolina: 46, 16, 17, 2, 30.

Last FG - ECU 4th-02:36, SC 4th-01:04.
Largest lead - ECU None, SC by 34 4th-05:09.
ECU led for 00:00. SC led for 39:24. Game was tied for 00:36.

Score tied - 0 times.
Lead changed - 0 times.



Official Basketball Box Score - Game Totals - Final Statistics
Elon vs #2/2 South Carolina
12/22/15 7 p.m. at Columbia, S.C./Colonial Life Arena



Elon 63 • 7-3

Table with columns: #, Player, Total (FG-FGA, 3-Ptr FG-FGA, FT-FTA), Rebounds (Off, Def, Tot), PF, TP, A TO Blk Stl, Min. Includes player stats for Rhodes, Johnson, Baucom, etc.

1st - FG %: 6-17 35.3% 2nd: 6-12 50.0% 3rd: 6-10 60.0% 4th: 5-13 38.5% Game: 23-52 44.2% Deadball Rebounds 5,2

#2/2 South Carolina 78 • 12-0

Table with columns: #, Player, Total (FG-FGA, 3-Ptr FG-FGA, FT-FTA), Rebounds (Off, Def, Tot), PF, TP, A TO Blk Stl, Min. Includes player stats for WILSON, DOZIER, COATES, etc.

1st - FG %: 5-15 33.3% 2nd: 10-15 66.7% 3rd: 7-18 38.9% 4th: 8-15 53.3% Game: 30-63 47.6% Deadball Rebounds 4,1

Officials: Denise Brooks, Kelly Johnson, Kylie Galloway
Technical fouls: Elon-None. #2/2 South Carolina-None.
Attendance: 13670

Score by periods table with columns: 1st, 2nd, 3rd, 4th, Total. Elon: 18, 13, 16, 16, 63. #2/2 South Carolina: 13, 22, 21, 22, 78.

Points In Off 2nd Fast Bench table. Elon: 32, 17, 10, 8, 11. #2/2 South Carolina: 40, 21, 14, 9, 19.

Last FG - ELON 4th-03:23, SC 4th-00:59.
Largest lead - ELON by 7 2nd-08:58, SC by 17 4th-00:59.
ELON led for 12:16. SC led for 25:28. Game was tied for 01:49.

Score tied - 3 times.
Lead changed - 5 times.



Official Basketball Box Score - Game Totals - Final Statistics
Arkansas vs #2/2 South Carolina
01/03/16 3 p.m. at Columbia, S.C./Colonial Life Arena



Arkansas 32 • 5-9 (0-1 SEC)

Table with columns: # Player, Total (FG-FGA, 3-Ptr, FT-FTA), Rebounds (Off, Def, Tot), PF, TP, A TO Blk Stl, Min. Includes player stats for Jackson, Cooley, Monk, etc.

1st-FG %: 4-15 26.7% 2nd: 4-12 33.3% 3rd: 2-14 14.3% 4th: 3-13 23.1% Game: 13-54 24.1% Deadball Rebounds 2,1

#2/2 South Carolina 85 • 13-0 (1-0 SEC)

Table with columns: # Player, Total (FG-FGA, 3-Ptr, FT-FTA), Rebounds (Off, Def, Tot), PF, TP, A TO Blk Stl, Min. Includes player stats for Wilson, Coates, Sessions, etc.

1st-FG %: 4-18 22.2% 2nd: 14-19 73.7% 3rd: 11-18 61.1% 4th: 4-8 50.0% Game: 33-63 52.4% Deadball Rebounds 2,2

Officials: Sue Blauch, Eric Brewton, Troy Winders
Technical fouls: Arkansas-None. #2/2 South Carolina-None.
Attendance: 13407

Score by periods table with columns: 1st, 2nd, 3rd, 4th, Total. Shows Arkansas 9, 9, 7, 7 and #2/2 South Carolina 9, 35, 29, 12, 85.

Last FG - AR 4th-04:33, SC 4th-03:53.
Largest lead - AR by 2 1st-08:53, SC by 53 4th-00:38.
AR led for 02:05. SC led for 31:19. Game was tied for 06:36.

Score tied - 5 times.
Lead changed - 3 times.



Official Basketball Box Score - Game Totals - Final Statistics
#2/2 South Carolina vs Vanderbilt
01/07/16 8 p.m. at Nashville, Tenn. (Memorial Gym)



#2/2 South Carolina 71 • 14-0, 2-0

Table with columns: # Player, Total (FG-FGA, 3-Ptr, FT-FTA), Rebounds (Off, Def, Tot), PF, TP, A TO Blk Stl, Min. Includes player stats for Wilson, Dozier, Coates, etc.

1st-FG %: 6-13 46.2% 2nd: 5-12 41.7% 3rd: 7-14 50.0% 4th: 7-11 63.6% Game: 25-50 50.0% Deadball Rebounds 9,1

Vanderbilt 61 • 11-4, 0-2

Table with columns: # Player, Total (FG-FGA, 3-Ptr, FT-FTA), Rebounds (Off, Def, Tot), PF, TP, A TO Blk Stl, Min. Includes player stats for Rayte'a Long, Rebekah Dahlman, Rachel Bell, etc.

1st-FG %: 2-7 28.6% 2nd: 8-13 61.5% 3rd: 6-16 37.5% 4th: 6-17 35.3% Game: 22-53 41.5% Deadball Rebounds 1

Officials: Beverly Roberts, Jesse Dickerson, Douglas Knight
Technical fouls: #2/2 South Carolina-None. Vanderbilt-None.
Attendance: 2547

Score by periods table with columns: 1st, 2nd, 3rd, 4th, Total. Shows #2/2 South Carolina 15, 16, 18, 22, 71 and Vanderbilt 10, 21, 15, 15, 61.

Last FG - SC 4th-00:55, VANDY 4th-02:22.
Largest lead - SC by 10 4th-00:24, VANDY by 6 3rd-07:31.
SC led for 25:49. VANDY led for 09:56. Game was tied for 04:08.

Points In Off 2nd Fast Bench table with columns: Points, In, Off, 2nd, Fast, Bench. Shows SC 30, 12, 6, 10, 21 and VANDY 30, 12, 9, 6, 26.

Score tied - 8 times.
Lead changed - 18 times.



Official Basketball Box Score - Game Totals - Final Statistics
#20/- Missouri vs #2/2 South Carolina
01/10/16 12 p.m. at Columbia, S.C./Colonial Life Arena



#20/- Missouri 58 • 14-2 (1-2 SEC)

Table with columns: # Player, Total (FG-FGA, 3-Ptr, FT-FTA), Rebounds (Off, Def, Tot), PF, TP, A TO Blk Stl, Min. Includes player stats for Porter, Frericks, Cunningham, etc.

1st-FG %: 2-18 11.1% 2nd: 4-13 30.8% 3rd: 6-15 40.0% 4th: 6-12 50.0% Game: 18-58 31.0% Deadball Rebounds 2,1

#2/2 South Carolina 83 • 15-0 (3-0 SEC)

Table with columns: # Player, Total (FG-FGA, 3-Ptr, FT-FTA), Rebounds (Off, Def, Tot), PF, TP, A TO Blk Stl, Min. Includes player stats for Wilson, Coates, Sessions, etc.

1st-FG %: 4-13 30.8% 2nd: 6-17 35.3% 3rd: 7-15 46.7% 4th: 7-12 58.3% Game: 24-57 42.1% Deadball Rebounds 7,1

Officials: Scott Yarbrough, Kevin Pethel, Pualani Spurlock
Technical fouls: #20/- Missouri-None. #2/2 South Carolina-None.
Attendance: 15934

Score by periods table with columns: 1st, 2nd, 3rd, 4th, Total. Shows #20/- Missouri 5, 12, 17, 24, 58 and #2/2 South Carolina 17, 18, 21, 27, 83.

Last FG - MU 4th-00:30, SC 4th-00:10.
Largest lead - MU None, SC by 25 4th-00:03.
MU led for 00:00. SC led for 39:00. Game was tied for 00:30.

Score tied - 0 times.
Lead changed - 0 times.



Official Basketball Box Score - Game Totals - Final Statistics
#2/2 South Carolina vs #9/9 Kentucky
01/14/16 7:01 PM at MEMORIAL COLISEUM, LEXINGTON, KY



#2/2 South Carolina 73 • 16-0, 4-0

Table with columns: # Player, Total (FG-FGA, 3-Ptr, FT-FTA), Rebounds (Off, Def, Tot), PF, TP, A TO Blk Stl, Min. Includes player stats for Wilson, Dozier, Coates, etc.

1st-FG %: 3-16 18.8% 2nd: 7-17 41.2% 3rd: 9-13 69.2% 4th: 7-14 50.0% Game: 26-63 41.3% Deadball Rebounds 4

#9/9 Kentucky 62 • 13-2, 2-2

Table with columns: # Player, Total (FG-FGA, 3-Ptr, FT-FTA), Rebounds (Off, Def, Tot), PF, TP, A TO Blk Stl, Min. Includes player stats for Jennings, Akhtar, Thompson, etc.

1st-FG %: 6-18 33.3% 2nd: 7-15 46.7% 3rd: 7-17 41.2% 4th: 4-14 28.6% Game: 24-64 37.5% Deadball Rebounds 3

Officials: TINA NAPIER, BOB TRAMMELL, ROY GULBEYAN
Technical fouls: #2/2 South Carolina-None. #9/9 Kentucky-None.
Attendance: 5527

Score by periods table with columns: 1st, 2nd, 3rd, 4th, Total. Shows #2/2 South Carolina 8, 20, 23, 22, 73 and #9/9 Kentucky 16, 16, 18, 12, 62.

Last FG - SC 4th-04:38, UK 4th-00:24.
Largest lead - SC by 15 4th-01:51, UK by 11 2nd-03:43.
SC led for 09:35. UK led for 28:45. Game was tied for 01:10.

Score tied - 2 times.
Lead changed - 5 times.



Official Basketball Box Score - Game Totals - Final Statistics
#15/11 Texas A&M vs #2/2 South Carolina
01/17/16 1:30 p.m. at Columbia, S.C./Colonial Life Arena



#15/11 Texas A&M 58 • 13-5 (3-2 SEC)

Table with columns: Player, FG-FGA, 3-Ptr, FT-FTA, Rebounds, PF, TP, A TO Blk Stl, Min. Lists stats for 23 players and team totals.

1st-FG %: 8-16 50.0% 2nd: 5-18 27.8% 3rd: 4-16 25.0% 4th: 8-18 44.4% Game: 25-68 36.8% Deadball Rebounds 1,1
3FG %: 1-1 100.0% 0-1 0.0% 1-2 50.0% 1-3 33.3% 3-7 42.9%
FT %: 0-1 0.0% 0-0 0.0% 2-3 66.7%

#2/2 South Carolina 59 • 17-0 (5-0 SEC)

Table with columns: Player, FG-FGA, 3-Ptr, FT-FTA, Rebounds, PF, TP, A TO Blk Stl, Min. Lists stats for 24 players and team totals.

1st-FG %: 7-15 46.7% 2nd: 5-14 35.7% 3rd: 5-14 35.7% 4th: 6-11 54.5% Game: 23-54 42.6% Deadball Rebounds 4,3
3FG %: 1-1 100.0% 0-5 0.0% 1-2 50.0% 1-2 50.0% 2-12 16.7%
FT %: 1-1 100.0% 0-0 0.0% 0-0 0.0% 10-18 55.6% 11-19 57.9%

Officials: Lisa Mattingly, Bryan Enterline, Brian Garland
Technical fouls: #15/11 Texas A&M-None. #2/2 South Carolina-None.
Attendance: 15406
Score by periods: 1st 2nd 3rd 4th Total
#15/11 Texas A&M 17 10 11 20 58
#2/2 South Carolina 16 10 10 23 59
Points In Off 2nd Fast Bench
TAMU 22 19 9 10 5
SC 42 24 8 10 9
Last FG - TAMU 4th-00:00, SC 4th-01:16.
Largest lead - TAMU by 7 1st-06:30, SC by 6 4th-02:34.
TAMU led for 17:48. SC led for 21:20. Game was tied for 00:52.
Score tied - 4 times.
Lead changed - 19 times.



Official Basketball Box Score - Game Totals - Final Statistics
#2/2 South Carolina vs Auburn
01/21/16 6:00 pm at Auburn Arena -- Auburn, Ala.



#2/2 South Carolina 74 • 18-0, 6-0 SEC

Table with columns: Player, FG-FGA, 3-Ptr, FT-FTA, Rebounds, PF, TP, A TO Blk Stl, Min. Lists stats for 24 players and team totals.

1st-FG %: 5-13 38.5% 2nd: 7-14 50.0% 3rd: 7-12 58.3% 4th: 8-13 61.5% Game: 27-52 51.9% Deadball Rebounds 4
3FG %: 0-4 0.0% 2-3 66.7% 3-6 50.0% 2-6 33.3% 7-19 36.8%
FT %: 3-5 60.0% 4-7 57.1% 3-3 100.0% 3-5 60.0%

Auburn 58 • 12-7, 2-4 SEC

Table with columns: Player, FG-FGA, 3-Ptr, FT-FTA, Rebounds, PF, TP, A TO Blk Stl, Min. Lists stats for 35 players and team totals.

1st-FG %: 5-14 35.7% 2nd: 2-16 12.5% 3rd: 5-13 38.5% 4th: 7-12 58.3% Game: 19-55 34.5% Deadball Rebounds 3
3FG %: 3-8 37.5% 1-9 11.1% 2-4 50.0% 3-6 50.0% 9-27 33.3%
FT %: 2-2 100.0% 0-0 0.0% 4-6 66.7% 5-6 83.3% 11-14 78.6%

Officials: Beverly Roberts, Laura Morris, Eric Brewton
Technical fouls: #2/2 South Carolina-None. Auburn-None.
Attendance: 2419
Score by periods: 1st 2nd 3rd 4th Total
#2/2 South Carolina 13 20 20 21 74
Auburn 15 5 16 22 58
Points In Off 2nd Fast Bench
SC 36 16 9 8 27
AU 16 15 14 4 14
Last FG - SC 4th-02:33, AU 4th-00:15.
Largest lead - SC by 24 4th-02:33, AU by 5 2nd-09:31.
SC led for 30:48. AU led for 06:57. Game was tied for 02:04.
Score tied - 2 times.
Lead changed - 2 times.



Official Basketball Box Score - Game Totals - Final Statistics
#2/2 South Carolina vs #10/10 Mississippi State
01/24/16 4:01 p.m. at Starkville, Miss. (Humphrey Coliseum)



#2/2 South Carolina 57 • 19-0 (7-0 SEC)

Table with columns: Player, FG-FGA, 3-Ptr, FT-FTA, Rebounds, PF, TP, A TO Blk Stl, Min. Lists stats for 24 players and team totals.

1st-FG %: 2-11 18.2% 2nd: 5-9 55.6% 3rd: 5-14 35.7% 4th: 7-10 70.0% Game: 19-44 43.2% Deadball Rebounds 5
3FG %: 1-3 33.3% 2-4 50.0% 0-5 0.0% 1-1 100.0% 4-13 30.8%
FT %: 2-2 100.0% 3-8 37.5% 2-2 100.0% 8-11 72.7% 15-23 65.2%

#10/10 Mississippi State 51 • 17-4 (4-3 SEC)

Table with columns: Player, FG-FGA, 3-Ptr, FT-FTA, Rebounds, PF, TP, A TO Blk Stl, Min. Lists stats for 23 players and team totals.

1st-FG %: 4-17 23.5% 2nd: 5-14 35.7% 3rd: 1-12 8.3% 4th: 5-16 31.3% Game: 16-59 27.1% Deadball Rebounds 1
3FG %: 0-4 0.0% 0-3 0.0% 1-3 33.3% 2-3 66.7% 3-9 33.3%
FT %: 0-0 0.0% 2-2 100.0% 5-6 83.3% 9-9 100.0% 16-17 94.1%

Officials: Dee Kantner, Michael McConnell, Kevin Pethel
Technical fouls: #2/2 South Carolina-None. #10/10 Mississippi State-None.
Attendance: 10626
Score by periods: 1st 2nd 3rd 4th Total
#2/2 South Carolina 7 15 12 23 57
#10/10 Mississippi State 8 12 10 21 51
Points In Off 2nd Fast Bench
SC 28 4 6 14 12
MS 10 13 4 6 5
Last FG - SC 4th-00:30, MS 4th-01:39.
Largest lead - SC by 8 3rd-07:09, MS by 5 2nd-06:21.
SC led for 29:03. MS led for 08:07. Game was tied for 02:50.
Score tied - 4 times.
Lead changed - 5 times.



Official Basketball Box Score - Game Totals - Final Statistics
Ole Miss vs #2/2 South Carolina
01/28/16 7 p.m. at Colonial Life Arena/Columbia, S.C.



Ole Miss 62 • 10-10 (2-5 SEC)

Table with columns: Player, FG-FGA, 3-Ptr, FT-FTA, Rebounds, PF, TP, A TO Blk Stl, Min. Lists stats for 24 players and team totals.

1st-FG %: 5-10 50.0% 2nd: 5-15 33.3% 3rd: 7-14 50.0% 4th: 9-15 60.0% Game: 26-54 48.1% Deadball Rebounds 3,1
3FG %: 1-5 20.0% 1-6 16.7% 1-5 20.0% 0-3 0.0% 3-19 15.8%
FT %: 0-2 0.0% 4-6 66.7% 0-0 0.0% 3-5 60.0%

#2/2 South Carolina 81 • 20-0 (8-0 SEC)

Table with columns: Player, FG-FGA, 3-Ptr, FT-FTA, Rebounds, PF, TP, A TO Blk Stl, Min. Lists stats for 24 players and team totals.

1st-FG %: 9-21 42.9% 2nd: 6-13 46.2% 3rd: 9-16 56.3% 4th: 7-18 38.9% Game: 31-68 45.6% Deadball Rebounds 1
3FG %: 3-7 42.9% 1-3 33.3% 2-5 40.0% 1-8 12.5% 7-23 30.4%
FT %: 3-4 75.0% 3-9 33.3% 3-3 100.0% 3-8 37.5%

Officials: Bob Trammell, Denise Brooks, Douglas Knight
Technical fouls: Ole Miss-None. #2/2 South Carolina-None.
Attendance: 14313
Score by periods: 1st 2nd 3rd 4th Total
Ole Miss 11 15 15 21 62
#2/2 South Carolina 24 16 23 18 81
Points In Off 2nd Fast Bench
OM 34 8 7 8 24
SC 46 18 17 15 29
Last FG - OM 4th-00:33, SC 4th-01:11.
Largest lead - OM None, SC by 24 3rd-06:26.
OM led for 00:00. SC led for 39:40. Game was tied for 00:19.
Score tied - 0 times.
Lead changed - 0 times.



Official Basketball Box Score - Game Totals - Final Statistics
#2/2 South Carolina vs #10/10 Texas A&M
01/31/16 5 p.m. at College Station, Texas (Reed Arena)



#2/2 South Carolina 70 • 21-0, 9-0 SEC

Box score table for #2/2 South Carolina vs #10/10 Texas A&M. Columns include Player, FG-FGA, 3-Ptr, FT-FTA, Rebounds, PF, TP, A TO Blk Stl, Min. Totals: 24-53, 2-11, 20-25, 14 20 34, 16 70, 14 16 5 9, 200.

1st FG %: 6-17 35.3% 2nd: 3-11 27.3% 3rd: 9-15 60.0% 4th: 6-10 60.0% Game: 24-53 45.3% Deadball Rebounds 3
3FG %: 1-4 25.0% 0-4 0.0% 0-1 0.0% 1-2 50.0% 2-11 18.2%
FT %: 4-6 66.7% 2-2 100.0% 7-9 77.8% 7-8 87.5% 20-25 80.0%

#10/10 Texas A&M 63 • 15-6, 5-3 SEC

Box score table for #10/10 Texas A&M vs #2/2 South Carolina. Columns include Player, FG-FGA, 3-Ptr, FT-FTA, Rebounds, PF, TP, A TO Blk Stl, Min. Totals: 27-62, 3-12, 6-6, 13 17 30, 21 63, 16 17 6 6, 200.

1st FG %: 6-13 46.2% 2nd: 8-15 53.3% 3rd: 7-14 50.0% 4th: 7-20 35.0% Game: 27-62 43.1% Deadball Rebounds 2
3FG %: 0-3 0.0% 0-1 0.0% 1-1 100.0% 0-0 0.0% 3-12 25.0%
FT %: 2-4 50.0% 3-3 100.0% 1-1 100.0% 0-0 0.0% 6-6 100.0%

Officials: Dee Kantner, Beverly Roberts, Brian Hall
Technical fouls: #2/2 South Carolina-None. #10/10 Texas A&M-None.
Attendance: 8511

Score by periods table for #2/2 South Carolina vs #10/10 Texas A&M. Columns: 1st, 2nd, 3rd, 4th, Total. Totals: 17, 8, 25, 20, 70.

Points In Off 2nd Fast Bench table for #2/2 South Carolina vs #10/10 Texas A&M. Columns: Paint, T/O, Chance, Break, 1st, 2nd, 3rd, 4th, Total. Totals: 40, 22, 14, 10, 1, 10.

Last FG - SC 4th-01:22, TAM 4th-00:37. Largest lead - SC by 7 1st-02:29, TAM by 10 2nd-05:04. SC led for 21:47. TAM led for 13:28. Game was tied for 03:47. Score tied - 7 times. Lead changed - 9 times.



Official Basketball Box Score - Game Totals - Final Statistics
#18/18 Kentucky vs #2/2 South Carolina
02/04/16 7 p.m. at Columbia, S.C./Colonial Life Arena



#18/18 Kentucky 68 • 15-6 (4-6 SEC)

Box score table for #18/18 Kentucky vs #2/2 South Carolina. Columns include Player, FG-FGA, 3-Ptr, FT-FTA, Rebounds, PF, TP, A TO Blk Stl, Min. Totals: 28-69, 2-8, 10-14, 14 18 32, 31 68, 11 11 1 4, 200.

1st FG %: 5-17 29.4% 2nd: 7-14 50.0% 3rd: 10-21 47.6% 4th: 6-17 35.3% Game: 28-69 40.6% Deadball Rebounds 3,1
3FG %: 0-2 0.0% 1-3 33.3% 0-0 0.0% 1-3 33.3% 2-8 25.0%
FT %: 1-1 100.0% 4-5 80.0% 3-4 75.0% 2-4 50.0%

#2/2 South Carolina 78 • 22-0 (10-0 SEC)

Box score table for #2/2 South Carolina vs #18/18 Kentucky. Columns include Player, FG-FGA, 3-Ptr, FT-FTA, Rebounds, PF, TP, A TO Blk Stl, Min. Totals: 26-50, 2-12, 24-35, 11 28 39, 17 78, 15 17 6 8, 200.

1st FG %: 6-12 50.0% 2nd: 5-14 35.7% 3rd: 8-13 61.5% 4th: 7-11 63.6% Game: 26-50 52.0% Deadball Rebounds 5
3FG %: 0-2 0.0% 0-3 0.0% 2-4 50.0% 0-3 0.0% 2-12 16.7%
FT %: 3-3 100.0% 10-16 62.5% 4-7 57.1% 7-9 77.8%

Officials: Michael Price, Amy Bonner, Greg Small
Technical fouls: #18/18 Kentucky-None. #2/2 South Carolina-WILSON, A'ja.
Attendance: 15015

Score by periods table for #18/18 Kentucky vs #2/2 South Carolina. Columns: 1st, 2nd, 3rd, 4th, Total. Totals: 11, 19, 23, 15, 68.

Points In Off 2nd Fast Bench table for #18/18 Kentucky vs #2/2 South Carolina. Columns: Paint, T/O, Chance, Break, 1st, 2nd, 3rd, 4th, Total. Totals: 38, 13, 15, 8, 22.

Last FG - UK 4th-00:26, SC 4th-01:01. Largest lead - UK by 1 2nd-05:53, SC by 12 4th-00:32. UK led for 00:35. SC led for 37:33. Game was tied for 01:43. Score tied - 0 times. Lead changed - 2 times.



Official Basketball Box Score - Game Totals - Final Statistics
#1/1 UConn vs #2/2 South Carolina
02/08/16 7 p.m. at Columbia, S.C./Colonial Life Arena



#1/1 UConn 66 • 23-0 (12-0 AAC)

Box score table for #1/1 UConn vs #2/2 South Carolina. Columns include Player, FG-FGA, 3-Ptr, FT-FTA, Rebounds, PF, TP, A TO Blk Stl, Min. Totals: 24-57, 6-16, 12-18, 8 27 35, 16 66, 14 13 6 9, 200.

1st FG %: 7-14 50.0% 2nd: 6-16 37.5% 3rd: 7-16 43.8% 4th: 4-11 36.4% Game: 24-57 42.1% Deadball Rebounds 1,1
3FG %: 0-3 0.0% 3-6 50.0% 2-4 50.0% 1-3 33.3% 6-16 37.5%
FT %: 3-4 75.0% 3-4 75.0% 3-6 50.0% 3-6 50.0%

#2/2 South Carolina 54 • 22-1 (10-0 SEC)

Box score table for #2/2 South Carolina vs #1/1 UConn. Columns include Player, FG-FGA, 3-Ptr, FT-FTA, Rebounds, PF, TP, A TO Blk Stl, Min. Totals: 20-53, 3-10, 11-16, 6 29 35, 15 54, 7 15 5 6, 200.

1st FG %: 4-12 33.3% 2nd: 7-13 53.8% 3rd: 3-17 17.6% 4th: 6-11 54.5% Game: 20-53 37.7% Deadball Rebounds 4,1
3FG %: 0-1 0.0% 1-4 25.0% 0-2 0.0% 2-3 66.7% 3-10 30.0%
FT %: 0-0 0.0% 2-5 40.0% 2-2 100.0% 7-9 77.8%

Officials: Lisa Mattingly, Bryan Entelino, Sue Blauch
Technical fouls: #1/1 UConn-None. #2/2 South Carolina-None.
Attendance: 18000

Score by periods table for #1/1 UConn vs #2/2 South Carolina. Columns: 1st, 2nd, 3rd, 4th, Total. Totals: 17, 18, 19, 12, 66.

Points In Off 2nd Fast Bench table for #1/1 UConn vs #2/2 South Carolina. Columns: Paint, T/O, Chance, Break, 1st, 2nd, 3rd, 4th, Total. Totals: 30, 6, 8, 10, 5, 23.

Last FG - UCONN 4th-01:18, SC 4th-00:47. Largest lead - UCONN by 21 3rd-01:20, SC None. UCONN led for 37:45. SC led for 00:00. Game was tied for 02:15. Score tied - 1 time. Lead changed - 0 times.



Official Basketball Box Score - Game Totals - Final Statistics
#16/19 Florida vs #2/2 South Carolina
02/11/16 7 p.m. at Columbia, S.C./Colonial Life Arena



#16/19 Florida 71 • 19-5 (7-4 SEC)

Box score table for #16/19 Florida vs #2/2 South Carolina. Columns include Player, FG-FGA, 3-Ptr, FT-FTA, Rebounds, PF, TP, A TO Blk Stl, Min. Totals: 27-69, 8-22, 9-15, 10 20 30, 29 71, 15 20 3 13, 200.

1st FG %: 6-15 40.0% 2nd: 7-20 35.0% 3rd: 7-15 46.7% 4th: 7-19 36.8% Game: 27-69 39.1% Deadball Rebounds 4,2
3FG %: 2-5 40.0% 1-5 20.0% 3-5 60.0% 2-5 33.3% 8-22 36.4%
FT %: 2-2 100.0% 0-3 0.0% 1-2 50.0% 6-8 75.0%

#2/2 South Carolina 86 • 23-1 (11-0 SEC)

Box score table for #2/2 South Carolina vs #16/19 Florida. Columns include Player, FG-FGA, 3-Ptr, FT-FTA, Rebounds, PF, TP, A TO Blk Stl, Min. Totals: 28-57, 8-19, 22-31, 11 33 44, 17 86, 21 22 5 10, 200.

1st FG %: 5-13 38.5% 2nd: 9-16 56.3% 3rd: 7-15 46.7% 4th: 7-13 53.8% Game: 28-57 49.1% Deadball Rebounds 5,1
3FG %: 3-7 42.9% 2-3 66.7% 2-6 33.3% 1-3 33.3% 8-19 42.1%
FT %: 6-7 85.7% 4-6 66.7% 0-2 0.0% 12-16 75.0%

Officials: Scott Yarbrough, Michael McConnell, Pualani Spurlock
Technical fouls: #16/19 Florida-TEAM. #2/2 South Carolina-SESSIONS, Khadijah.
Attendance: 13324

Score by periods table for #16/19 Florida vs #2/2 South Carolina. Columns: 1st, 2nd, 3rd, 4th, Total. Totals: 16, 15, 18, 22, 71.

Points In Off 2nd Fast Bench table for #16/19 Florida vs #2/2 South Carolina. Columns: Paint, T/O, Chance, Break, 1st, 2nd, 3rd, 4th, Total. Totals: 38, 19, 8, 19, 21.

Last FG - UF 4th-00:41, SC 4th-01:07. Largest lead - UF by 2 1st-09:39, SC by 20 4th-01:07. UF led for 01:50. SC led for 37:38. Game was tied for 00:21. Score tied - 1 time. Lead changed - 1 time.



Official Basketball Box Score - Game Totals - Final Statistics
#3/2 South Carolina vs #24/- Tennessee
02/15/16 7:01 p.m. at Knoxville, Tenn. (Thompson-Boling Arena)



#3/2 South Carolina 62 • 24-1, 12-0

Box score table for South Carolina vs Tennessee. Columns include Player, FG-FGA, 3-Ptr, FT-FTA, Rebounds, PF, TP, A TO Blk Stl, Min. Totals: 18-49, 4-13, 22-30, 8 22 30, 21 62, 10 12 5 8 200.

1st - FG %: 4-17 23.5% 2nd: 4-8 50.0% 3rd: 7-14 50.0% 4th: 3-10 30.0% Game: 18-49 36.7% Deadball Rebounds 4
3FG %: 0-4 0.0% 1-1 100.0% 1-3 33.3% 2-5 40.0% 4-13 30.8%
FT %: 0-1 0.0% 7-8 87.5% 5-7 71.4% 10-14 71.4% 22-30 73.3%

#24/- Tennessee 56 • 15-10, 6-6

Box score table for Tennessee vs South Carolina. Columns include Player, FG-FGA, 3-Ptr, FT-FTA, Rebounds, PF, TP, A TO Blk Stl, Min. Totals: 18-53, 3-14, 17-22, 16 27 43, 22 56, 6 19 4 4 200.

1st - FG %: 5-14 35.7% 2nd: 4-14 28.6% 3rd: 3-8 37.5% 4th: 6-17 35.3% Game: 18-53 34.0% Deadball Rebounds 2
3FG %: 1-1 100.0% 1-5 20.0% 0-2 0.0% 1-6 16.7% 3-14 21.4%
FT %: 1-2 50.0% 0-0 0.0% 12-16 75.0% 4-4 100.0% 17-22 77.3%

Officials: Tina Napier, Felicia Grinter, Denise Brooks
Technical fouls: #3/2 South Carolina-TEAM. #24/- Tennessee-TEAM.
Attendance: 12014

Score by periods table for South Carolina vs Tennessee. Columns: 1st, 2nd, 3rd, 4th, Total. Totals: 8, 16, 20, 18, 62.

Points In Off 2nd Fast Bench table for South Carolina vs Tennessee. Columns: Paint, T/O, Chance, Break, 10, 27.

Last FG - SC 4th-02:22, UT 4th-00:01.
Largest lead - SC by 13 4th-01:39, UT by 6 1st-01:29.
SC led for 18:19. UT led for 18:44. Game was tied for 02:56.

Score tied - 6 times.
Lead changed - 6 times.



Official Basketball Box Score - Game Totals - Final Statistics
Georgia vs #3/2 South Carolina
02/18/16 7 p.m. at Columbia, S.C./Colonial Life Arena



Georgia 51 • 25-1 (13-0 SEC)

Box score table for Georgia vs South Carolina. Columns include Player, FG-FGA, 3-Ptr, FT-FTA, Rebounds, PF, TP, A TO Blk Stl, Min. Totals: 21-59, 6-21, 3-6, 8 26 34, 23 51, 14 21 5 7 200.

1st - FG %: 4-15 26.7% 2nd: 2-14 14.3% 3rd: 5-10 50.0% 4th: 10-20 50.0% Game: 21-59 35.6% Deadball Rebounds 2,1
3FG %: 1-7 14.3% 0-4 0.0% 2-3 66.7% 3-7 42.9% 6-21 28.6%
FT %: 0-0 0.0% 0-2 0.0% 2-2 100.0% 1-2 50.0% 3-6 50.0%

#3/2 South Carolina 61 • 19-7 (7-6 SEC)

Box score table for South Carolina vs Georgia. Columns include Player, FG-FGA, 3-Ptr, FT-FTA, Rebounds, PF, TP, A TO Blk Stl, Min. Totals: 20-53, 5-17, 16-27, 9 30 39, 16 61, 10 17 4 13 200.

1st - FG %: 2-11 18.2% 2nd: 7-15 46.7% 3rd: 7-16 43.8% 4th: 4-11 36.4% Game: 20-53 37.7% Deadball Rebounds 8,1
3FG %: 0-1 0.0% 3-6 50.0% 1-5 20.0% 1-5 20.0% 5-17 29.4%
FT %: 6-9 66.7% 0-0 0.0% 1-2 50.0% 9-16 56.3% 16-27 59.3%

Officials: Bob Trammell, Mark Zentz, Laura Morris
Technical fouls: Georgia-None. #3/2 South Carolina-None.
Attendance: 16186

Score by periods table for South Carolina vs Georgia. Columns: 1st, 2nd, 3rd, 4th, Total. Totals: 9, 4, 14, 24, 51.

Points In Off 2nd Fast Bench table for South Carolina vs Georgia. Columns: Paint, T/O, Chance, Break, 10, 27.

Last FG - UGA 4th-00:20, SC 4th-01:22.
Largest lead - UGA by 1 2nd-09:21, SC by 16 3rd-01:12.
UGA led for 00:24. SC led for 38:26. Game was tied for 01:10.

Score tied - 1 time.
Lead changed - 2 times.



Official Basketball Box Score - Game Totals - Final Statistics
#3/2 South Carolina vs Alabama
02/22/16 6 p.m. at Tuscaloosa, Ala. (Foster Auditorium)



#3/2 South Carolina 66 • 26-1, 14-0 SEC

Box score table for South Carolina vs Alabama. Columns include Player, FG-FGA, 3-Ptr, FT-FTA, Rebounds, PF, TP, A TO Blk Stl, Min. Totals: 23-60, 6-17, 14-20, 21 37 58, 14 66, 16 16 4 5 200.

1st - FG %: 5-15 33.3% 2nd: 6-12 50.0% 3rd: 6-17 35.3% 4th: 6-16 37.5% Game: 23-60 38.3% Deadball Rebounds 1
3FG %: 1-3 33.3% 3-6 50.0% 1-4 25.0% 1-4 25.0% 6-17 35.3%
FT %: 3-4 75.0% 0-2 0.0% 0-2 0.0% 8-10 80.0% 14-20 70.0%

Alabama 46 • 14-13, 3-11 SEC

Box score table for Alabama vs South Carolina. Columns include Player, FG-FGA, 3-Ptr, FT-FTA, Rebounds, PF, TP, A TO Blk Stl, Min. Totals: 18-63, 3-28, 7-11, 10 21 31, 18 46, 5 8 4 10 200.

1st - FG %: 2-16 12.5% 2nd: 7-18 38.9% 3rd: 2-13 15.4% 4th: 7-16 43.8% Game: 18-63 28.6% Deadball Rebounds 2
3FG %: 0-8 0.0% 2-10 20.0% 0-6 0.0% 1-4 25.0% 3-28 10.7%
FT %: 2-4 50.0% 0-0 0.0% 5-7 71.4% 0-0 0.0% 7-11 63.6%

Officials: Lisa Mattingly, Brian Hall, Michael McConnell
Technical fouls: #3/2 South Carolina-None. Alabama-None.
Attendance: 2679

Score by periods table for South Carolina vs Alabama. Columns: 1st, 2nd, 3rd, 4th, Total. Totals: 14, 18, 13, 21, 66.

Points In Off 2nd Fast Bench table for South Carolina vs Alabama. Columns: Paint, T/O, Chance, Break, 10, 24.

Last FG - SC 4th-01:00, UA 4th-00:16.
Largest lead - SC by 24 4th-01:00, UA None.
SC led for 39:17. UA led for 00:00. Game was tied for 00:43.

Score tied - 0 times.
Lead changed - 0 times.



Official Basketball Box Score - Game Totals - Final Statistics
#3/2 South Carolina vs Ole Miss
2/25/16 8:00 PM at Oxford, Miss./The Pavilion at Ole Miss



#3/2 South Carolina 66 • 27-1, 15-0 SEC

Box score table for South Carolina vs Ole Miss. Columns include Player, FG-FGA, 3-Ptr, FT-FTA, Rebounds, PF, TP, A TO Blk Stl, Min. Totals: 23-41, 2-11, 18-26, 9 31 40, 17 66, 17 29 7 16 200.

1st - FG %: 6-9 66.7% 2nd: 8-14 57.1% 3rd: 5-10 50.0% 4th: 4-8 50.0% Game: 23-41 56.1% Deadball Rebounds 5
3FG %: 1-2 50.0% 0-1 0.0% 0-4 0.0% 1-4 25.0% 2-11 18.2%
FT %: 5-8 62.5% 0-2 0.0% 6-7 85.7% 7-9 77.8% 18-26 69.2%

Ole Miss 45 • 10-18, 2-13 SEC

Box score table for Ole Miss vs South Carolina. Columns include Player, FG-FGA, 3-Ptr, FT-FTA, Rebounds, PF, TP, A TO Blk Stl, Min. Totals: 14-63, 7-17, 10-17, 21 11 32, 22 45, 9 23 2 11 200.

1st - FG %: 5-12 41.7% 2nd: 2-18 11.1% 3rd: 5-18 27.8% 4th: 2-15 13.3% Game: 14-63 22.2% Deadball Rebounds 4,1
3FG %: 2-5 40.0% 0-2 0.0% 5-9 55.6% 0-1 0.0% 7-17 41.2%
FT %: 2-2 100.0% 1-2 50.0% 3-4 75.0% 4-9 44.4% 10-17 58.8%

Officials: Sue Bauch, Amy Bonner, Roy Gulbeyan
Technical fouls: #3/2 South Carolina-None. Ole Miss-None.
Attendance: 1473

Score by periods table for South Carolina vs Ole Miss. Columns: 1st, 2nd, 3rd, 4th, Total. Totals: 18, 16, 16, 16, 66.

Points In Off 2nd Fast Bench table for South Carolina vs Ole Miss. Columns: Paint, T/O, Chance, Break, 10, 24.

Last FG - SC 4th-02:46, OM 4th-00:08.
Largest lead - SC by 24 4th-02:16, OM by 2 1st-07:52.
SC led for 35:39. OM led for 01:16. Game was tied for 03:04.

Score tied - 3 times.
Lead changed - 6 times.



Official Basketball Box Score - Game Totals - Final Statistics
LSU vs #3/2 South Carolina
02/28/16 2 p.m. at Columbia, S.C./Colonial Life Arena



LSU 39 • 9-20 (3-13 SEC)

Table with columns: # Player, Total FG-FGA, 3-Ptr FG-FGA, FT-FTA, Rebounds Off Def Tot, PF, TP, A TO Blk Stl, Min. Includes player stats for Bethel, Pedersen, Hyder, Norton, Hill, Rhodes, Jones, Fareo, Humbles, and Team totals.

1st FG %: 3-13 23.1% 2nd: 2-6 33.3% 3rd: 2-15 13.3% 4th: 6-11 54.5% Game: 13-45 28.9% Deadball Rebounds 1,1
3FG %: 0-0 0.0% 0-0 0.0% 0-1 0.0% 2-2 100.0% 0-2 0.0% 2-3 66.7% 11-14 78.6%

#3/2 South Carolina 75 • 28-1 (16-0 SEC)

Table with columns: # Player, Total FG-FGA, 3-Ptr FG-FGA, FT-FTA, Rebounds Off Def Tot, PF, TP, A TO Blk Stl, Min. Includes player stats for Imovbioh, Dozier, Sessions, Roy, Mitchell, Cuevas, Cliney, Wilson, White, Coates, Farmer, and Team totals.

1st FG %: 4-13 30.8% 2nd: 7-9 77.8% 3rd: 5-11 45.5% 4th: 6-10 60.0% Game: 22-43 51.2% Deadball Rebounds 3
3FG %: 2-6 33.3% 4-6 66.7% 4-6 100.0% 7-9 77.8% 3-5 60.0% 10-21 47.6% 21-26 80.8%

Officials: Denise Brooks, Eric Koch, Gina Cross
Technical fouls: LSU-None. #3/2 South Carolina-None.
Attendance: 16240

Score by periods table with columns: 1st, 2nd, 3rd, 4th, Total. LSU: 8, 11, 6, 14, 39. #3/2 South Carolina: 14, 24, 18, 19, 75.

Last FG - LSU 4th-03:07, SC 4th-00:49.
Largest lead - LSU by 2 1st-08:50, SC by 36 4th-00:49.
LSU led for 01:53. SC led for 35:55. Game was tied for 02:12.



Official Basketball Box Score - Game Totals - Final Statistics
Auburn vs #3/2 South Carolina
03/04/16 12:03 pm at VETERANS MEMORIAL ARENA-JACKSONVILLE, FL



Auburn 48 • 19-12

Table with columns: # Player, Total FG-FGA, 3-Ptr FG-FGA, FT-FTA, Rebounds Off Def Tot, PF, TP, A TO Blk Stl, Min. Includes player stats for Frerking, Jones, Tanner, Montgomery, McKay, Sanders, Jones, Capers, Dieng, and Team totals.

1st FG %: 5-12 41.7% 2nd: 2-14 14.3% 3rd: 5-13 38.5% 4th: 8-17 47.1% Game: 20-56 35.7% Deadball Rebounds 2
3FG %: 1-3 33.3% 1-6 16.7% 0-1 0.0% 1-3 33.3% 3-13 23.1% 5-9 55.6%

#3/2 South Carolina 57 • 29-1

Table with columns: # Player, Total FG-FGA, 3-Ptr FG-FGA, FT-FTA, Rebounds Off Def Tot, PF, TP, A TO Blk Stl, Min. Includes player stats for Wilson, Dozier, Coates, Sessions, Mitchell, Cuevas, Cliney, Roy, White, Imovbioh, and Team totals.

1st FG %: 4-11 36.4% 2nd: 5-14 35.7% 3rd: 4-15 26.7% 4th: 3-11 27.3% Game: 16-51 31.4% Deadball Rebounds 8,1
3FG %: 2-4 50.0% 1-2 50.0% 0-1 0.0% 0-1 0.0% 3-12 25.0% 22-29 75.9%

Officials: SUE BLAUCH, CAMERON INOUEY, ROY GULBEYAN
Technical fouls: Auburn-None. #3/2 South Carolina-None.
Attendance:

Score by periods table with columns: 1st, 2nd, 3rd, 4th, Total. Auburn: 11, 5, 10, 22, 48. #3/2 South Carolina: 13, 19, 11, 14, 57.

Last FG - AU 4th-00:15, SC 4th-03:09.
Largest lead - AU by 6 1st-05:51, SC by 20 3rd-07:36.
AU led for 07:34. SC led for 32:01. Game was tied for 00:25.



Official Basketball Box Score - Game Totals - Final Statistics
#13/13 Kentucky vs #3/2 South Carolina
03/05/16 5 p.m. at Veteran Memorial Arena/Jacksonville, FL



#13/13 Kentucky 63 • 23-7

Table with columns: # Player, Total FG-FGA, 3-Ptr FG-FGA, FT-FTA, Rebounds Off Def Tot, PF, TP, A TO Blk Stl, Min. Includes player stats for Camara, Akhator, Epps, Thompson, Morris, Jakubcova, Murray, Jennings, Rice, and Team totals.

1st FG %: 7-16 43.8% 2nd: 6-17 35.3% 3rd: 4-9 44.4% 4th: 8-14 57.1% Game: 25-56 44.6% Deadball Rebounds 4
3FG %: 1-3 33.3% 2-3 66.7% 0-0 0.0% 0-1 0.0% 3-7 42.9% 10-15 66.7%

#3/2 South Carolina 93 • 30-1

Table with columns: # Player, Total FG-FGA, 3-Ptr FG-FGA, FT-FTA, Rebounds Off Def Tot, PF, TP, A TO Blk Stl, Min. Includes player stats for Wilson, Dozier, Coates, Sessions, Mitchell, Cuevas, Cliney, Roy, Imovbioh, White, Farmer, and Team totals.

1st FG %: 10-21 47.6% 2nd: 7-19 36.8% 3rd: 1-17 5.9% 4th: 11-13 84.6% Game: 37-70 52.9% Deadball Rebounds 5
3FG %: 2-5 40.0% 3-6 50.0% 1-5 20.0% 6-6 100.0% 2-4 50.0% 11-14 78.6%

Officials: Dee Kantner, Mark Zentz, Carla Fountain
Technical fouls: #13/13 Kentucky-None. #3/2 South Carolina-None.
Attendance: 5632

Score by periods table with columns: 1st, 2nd, 3rd, 4th, Total. #13/13 Kentucky: 16, 15, 12, 20, 63. #3/2 South Carolina: 23, 19, 21, 30, 93.

Last FG - KY 4th-01:25, SC 4th-00:10.
Largest lead - KY by 1 1st-08:45, SC by 30 4th-00:10.
KY led for 00:21. SC led for 38:32. Game was tied for 00:54.



Official Basketball Box Score - Game Totals - Final Statistics
#16/16 Mississippi State vs #3/2 South Carolina
03/06/16 2:35 PM at VETERANS MEMORIAL ARENA-JACKSONVILLE, FL



#16/16 Mississippi State 52 • 26-7

Table with columns: # Player, Total FG-FGA, 3-Ptr FG-FGA, FT-FTA, Rebounds Off Def Tot, PF, TP, A TO Blk Stl, Min. Includes player stats for Chapel, Okorie, Dillingham, William, Vivians, Richardson, McCowan, Nevitt, Salter, and Team totals.

1st FG %: 6-12 50.0% 2nd: 3-13 23.1% 3rd: 6-16 37.5% 4th: 4-9 44.4% Game: 19-50 38.0% Deadball Rebounds 2,1
3FG %: 3-3 100.0% 0-0 0.0% 1-3 33.3% 1-3 33.3% 5-6 83.3% 4-4 100.0%

#3/2 South Carolina 66 • 31-1

Table with columns: # Player, Total FG-FGA, 3-Ptr FG-FGA, FT-FTA, Rebounds Off Def Tot, PF, TP, A TO Blk Stl, Min. Includes player stats for Wilson, Dozier, Coates, Sessions, Mitchell, Cuevas, Cliney, Roy, Imovbioh, White, and Team totals.

1st FG %: 8-18 44.4% 2nd: 5-17 29.4% 3rd: 5-9 55.6% 4th: 5-9 55.6% Game: 23-53 43.4% Deadball Rebounds 0
3FG %: 2-4 50.0% 0-3 0.0% 0-0 0.0% 2-4 50.0% 4-4 100.0%

Officials: LISA MATTINGLY, DENISE BROOKS, BRYAN ENTERLINE
Technical fouls: #16/16 Mississippi State-None. #3/2 South Carolina-None.
Attendance: 6549
TOTAL TOURNAMENT ATTENDANCE - 29,526

Score by periods table with columns: 1st, 2nd, 3rd, 4th, Total. #16/16 Mississippi State: 15, 6, 18, 13, 52. #3/2 South Carolina: 20, 13, 17, 16, 66.

Last FG - MST 4th-02:44, SC 4th-01:54.
Largest lead - MST by 3 1st-08:44, SC by 16 4th-04:51.
MST led for 05:38. SC led for 32:52. Game was tied for 01:30.



Official Basketball Box Score -- Game Totals -- Final Statistics
Jacksonville vs #3/#2 South Carolina
 03/18/16 7:45 pm at Colonial Life Arena (Columbia, SC)



Jacksonville 41 • 22-11

#	Player	Total		3-Ptr		Rebounds			PF	TP	A	TO	Blk	Stl	Min
		FG-FGA	FG-FGA	FT-FTA	FT-FTA	Off	Def	Tot							
13	DAWKINS, Kimberly	f	0-3	0-0	0-0	1	3	4	5	0	0	2	1	0	22
24	BROWN, Briona	f	6-16	3-7	2-2	0	5	5	1	17	0	3	0	3	39
04	BUJE, Brandi	g	1-4	1-2	0-0	0	3	3	3	3	2	5	0	0	16
10	BROWN, Jasmyn	g	1-2	0-0	2-2	0	4	4	3	4	0	0	0	1	38
22	REDDICK, Sherranda	g	1-7	0-3	2-2	0	1	1	4	4	0	4	0	0	29
05	MOEDE, Jillah	g	0-1	0-0	0-0	0	1	1	1	0	3	3	0	0	15
15	GORDON, Kayla	g	2-6	0-0	0-0	2	1	3	4	4	1	0	0	0	17
21	MERCER, Christin	g	3-11	0-0	3-3	1	5	6	2	9	0	3	4	0	24
Team						1	2	3			1				
Totals			14-50	4-12	9-9	5	25	30	23	41	6	21	5	4	200

1st - FG %: 2-10 20.0% 2nd: 5-15 33.3% 3rd: 3-11 27.3% 4th: 4-14 28.6% Game: 14-50 28.0% Deadball Rebounds: 0
 3FG %: 0-1 0.0% 3-6 50.0% 1-2 50.0% 0-3 0.0% 4-12 33.3%
 FT %: 2-2 100.0% 2-2 100.0% 2-2 100.0% 3-3 100.0% 9-9 100.0%

#3/#2 South Carolina 77 • 32-1

#	Player	Total		3-Ptr		Rebounds			PF	TP	A	TO	Blk	Stl	Min
		FG-FGA	FG-FGA	FT-FTA	FT-FTA	Off	Def	Tot							
22	WILSON, A'ja	f	6-16	0-0	3-7	5	6	11	1	15	1	1	3	0	26
31	DOZIER, Asia	f	0-1	0-1	0-0	0	0	0	0	0	3	0	0	0	21
41	COATES, Alaina	c	9-14	0-0	4-5	5	5	10	2	22	0	1	0	3	29
05	SESSIONS, Khadijah	g	2-5	0-1	4-4	1	3	4	1	8	4	1	0	5	27
25	MITCHELL, Tiffany	g	5-11	2-6	2-2	0	1	1	2	14	1	5	0	2	27
01	CUEVAS, Bianca	g	4-6	0-2	0-0	0	4	4	1	8	3	1	0	3	21
04	CLINEY, Doniyah	g	1-1	0-0	0-0	0	0	0	0	2	0	0	0	0	5
23	ROY, Tina	g	2-6	1-5	0-0	1	2	3	0	5	1	1	0	0	17
24	IMOVBIOH, Sarah	g	0-0	0-0	1-4	1	3	4	1	1	0	0	1	1	15
40	WHITE, Jatarie	g	0-4	0-0	2-2	0	1	1	1	2	0	0	0	0	10
44	FARMER, India	g	0-0	0-0	0-0	0	0	0	1	0	0	0	0	0	2
Team						1	5	6							
Totals			29-64	3-15	16-24	14	30	44	10	77	13	10	4	14	200

1st - FG %: 6-17 35.3% 2nd: 8-16 50.0% 3rd: 7-14 50.0% 4th: 8-17 47.1% Game: 29-64 45.3% Deadball Rebounds: 4,1
 3FG %: 0-4 0.0% 0-4 0.0% 2-4 50.0% 1-3 33.3% 3-15 20.0%
 FT %: 3-9 33.3% 1-2 50.0% 6-7 85.7% 6-6 100.0% 16-24 66.7%

Officials: Anita Ortega, Douglas Knight, Troy Winders, Nic Capel
 Technical fouls: Jacksonville-None. #3/#2 South Carolina-None.
 Attendance: 10276
 2016 NCAA Women's Championship - 1st Round (Columbia, SC)

Score by periods	1st	2nd	3rd	4th	Total
Jacksonville	6	15	9	11	41
#3/#2 South Carolina	15	17	22	23	77

Last FG - JU 4th-00:05, SC 4th-01:57.
 Largest lead - JU by 2 1st-08:29, SC by 38 4th-03:33.
 JU led for 00:59. SC led for 37:26. Game was tied for 01:31.

Points	In	Off	2nd	Fast	Bench
JU	14	4	10	0	13
SC	46	23	17	14	18

Score tied - 1 time.
 Lead changed - 1 time.



Official Basketball Box Score -- Game Totals -- Final Statistics
Kansas State vs #3/#2 South Carolina
 03/20/16 7:05 pm ET at Columbia, S.C. (Colonial Life Arena)



Kansas State 47 • 19-13

#	Player	Total		3-Ptr		Rebounds			PF	TP	A	TO	Blk	Stl	Min
		FG-FGA	FG-FGA	FT-FTA	FT-FTA	Off	Def	Tot							
01	Page, Kaylee	f	1-5	1-3	0-0	0	3	3	2	3	0	3	0	0	26
22	Lewis, Breanna	f	9-19	0-0	3-4	5	4	9	4	21	0	2	2	1	35
15	Deines, Megan	g	1-10	0-3	3-4	0	1	1	3	5	1	2	0	0	33
24	Wesemann, Kindred	g	2-6	1-4	0-0	0	0	0	2	5	3	1	0	3	37
50	Martin, Shaelyn	g	1-6	0-3	0-0	2	4	6	4	2	2	3	0	2	27
00	Sheble, Jessica	g	2-3	0-0	0-0	1	0	1	1	4	0	0	0	0	5
02	Young, Erica	g	0-2	0-0	1-2	3	3	6	1	1	1	1	0	1	9
10	Goth, Kayla	g	2-3	0-0	2-3	0	2	2	0	6	2	2	0	0	16
11	Taylor, Antoinette	g	0-1	0-1	0-0	0	0	0	0	0	0	0	0	0	3
12	Thomson, Kelly	g	0-0	0-0	0-0	0	1	1	0	0	0	0	0	0	4
20	Craig, Brianna	g	0-1	0-0	0-0	0	0	0	2	0	0	2	0	0	5
Team						1	2	3							
Totals			18-56	2-14	9-13	12	20	32	19	47	9	16	2	7	200

1st - FG %: 4-10 40.0% 2nd: 5-12 41.7% 3rd: 4-18 22.2% 4th: 5-16 31.3% Game: 18-56 32.1% Deadball Rebounds: 1,1
 3FG %: 1-2 50.0% 0-1 0.0% 0-5 0.0% 1-6 16.7%
 FT %: 4-5 80.0% 3-4 75.0% 1-2 50.0% 1-2 50.0% 9-13 69.2%

#3/#2 South Carolina 73 • 33-1

#	Player	Total		3-Ptr		Rebounds			PF	TP	A	TO	Blk	Stl	Min
		FG-FGA	FG-FGA	FT-FTA	FT-FTA	Off	Def	Tot							
22	WILSON, A'ja	f	2-9	0-0	4-4	1	4	5	2	8	0	2	3	1	15
31	DOZIER, Asia	f	1-6	1-5	0-0	0	2	2	0	3	3	1	0	0	22
41	COATES, Alaina	c	5-7	0-0	4-8	5	5	10	1	14	0	0	2	1	21
05	SESSIONS, Khadijah	g	3-5	0-2	0-0	1	1	2	2	6	2	2	0	2	22
25	MITCHELL, Tiffany	g	7-13	1-4	5-8	2	2	4	2	20	3	1	0	4	31
01	CUEVAS, Bianca	g	3-6	2-5	0-0	2	0	2	1	8	0	2	0	1	26
04	CLINEY, Doniyah	g	0-1	0-0	0-0	0	0	0	1	0	0	0	0	0	6
23	ROY, Tina	g	2-6	2-6	0-0	1	4	5	1	6	0	2	0	0	13
24	IMOVBIOH, Sarah	g	2-2	0-0	1-4	3	6	9	4	5	0	1	1	0	22
40	WHITE, Jatarie	g	1-5	0-0	1-2	2	1	3	1	3	3	0	0	0	21
44	FARMER, India	g	0-0	0-0	0-0	0	1	1	0	0	0	0	0	0	1
Team						1	3	4							
Totals			26-60	6-22	15-26	18	29	47	15	73	11	11	6	9	200

1st - FG %: 6-13 46.2% 2nd: 10-16 62.5% 3rd: 6-17 35.3% 4th: 4-14 28.6% Game: 26-60 43.3% Deadball Rebounds: 6
 3FG %: 1-4 25.0% 2-4 50.0% 1-6 16.7% 2-8 25.0%
 FT %: 5-7 71.4% 5-10 50.0% 4-4 100.0% 1-5 20.0% 15-26 57.7%

Officials: Gina Cross, Anita Ortega, Luis Gonzalez
 Technical fouls: Kansas State-None. #3/#2 South Carolina-None.
 Attendance: 10048
 2016 NCAA Women's Championships - 2nd Round (Columbia, SC)

Score by periods	1st	2nd	3rd	4th	Total
Kansas State	13	13	9	12	47
#3/#2 South Carolina	18	27	17	11	73

Last FG - K-STATE 4th-01:30, SC 4th-04:05.
 Largest lead - K-STATE by 1 1st-08:34, SC by 32 4th-07:06.
 K-STATE led for 00:40. SC led for 38:03. Game was tied for 01:17.

Points	In	Off	2nd	Fast	Bench
K-STATE	32	10	11	2	11
SC	36	20	18	14	22

Score tied - 1 time.
 Lead changed - 2 times.

Dawn Staley

Head Coach
8th Season at South Carolina
Virginia, 1992



When three-time Olympic gold medalist Dawn Staley took the reins of the University of South Carolina women's basketball program on May 10, 2008, the Gamecocks' stature immediately rose not just in the Southeastern Conference but on the national stage as well. Building on a foundation of hard work, defensive effort and a "team first" mentality, South Carolina began to realize those expectations in 2011-12, and the program has continued to thrive ever since. The Gamecocks boast five straight 25-win seasons, which include three SEC regular-season championships (2014, 2015, 2016), two SEC Tournament titles (2015, 2016), an NCAA Final Four appearance (2015) and three other Sweet 16 seasons (2012, 2014, 2016), the program's first ever No. 1 national ranking and a school-record 34 wins in 2014-15. Staley's success has united every demographic in the state of South Carolina as the Gamecocks' fan base has tripled over the last three seasons, leading the nation in home attendance in 2014-15 at 12,293 fans per game and pacing the country in attendance increase in 2013-14 and 2014-15. The Gamecocks are again at the top of the nation, averaging 14,364 fans.

While her coaching career is blossoming, Staley is still recognized for her body of work as a one of the most decorated participants in United States women's basketball history. The Naismith Memorial Basketball Hall of Fame solidified her legacy with her enshrinement into the Hall as part of the Class of 2013. The Phoenix Club of Philadelphia established the Dawn Staley Award recognizing the nation's top guard in women's Division I basketball in 2013 as well. Staley was inducted into the Women's Basketball Hall of Fame as part of the Class of 2012 and was one of the final nominees for induction to the U.S. Olympic Hall of Fame the same year. In the summer of 2011, the WNBA recognized her as one of the league's "Top 15," honoring the most influential players in the league's history.

In her 16th season as a head coach, Staley has led her teams to seven 25-win seasons, a total of 12 postseason appearances (two WNIT) and 50 weeks in the Associated Press top 10, including 12 in the No. 1 spot.

At the helm of the Gamecocks, Staley has been named National Coach of the Year (2014, *Basketball Times*), a Naismith National Coach of the Year Finalist (2014, 2015), SEC Coach of the Year (2014, Coaches and AP; 2015, Coaches; 2016, Coaches) and BCA Female Coach of the Year (2012). She has coached two All-Americans, 19 All-SEC selections, six SEC All-Freshman team selections, three SEC Player of the Year choices, an SEC Sixth Player of the Year, two SEC Defensive Players of the Year and three SEC Freshman of the Year winners. South Carolina has turned in historic seasons over the last five years, especially standing out among the program's 24 seasons in the SEC, posting 25 wins in 2011-12 and 2012-13, 29 wins in 2013-14, a school-record 34 victories in 2014-15 and a perfect 16-0 SEC mark in 2015-16. The Gamecocks have won more SEC games than the season before in each of Staley's last seven seasons, and her now 83 SEC victories are more than any other Gamecock coach, accounting for 56.5 percent of the program's total 147 league wins. She has helped the Gamecocks to five of the program's six top-four finishes in the SEC, including the first regular-season championship in 2013-14 and making it three straight titles in 2016. Her 116 overall wins over that last four seasons mark the most successful four-year stretch in program history. Off the court, Staley's Gamecocks have been active in the community and thriving in the classroom. Every student-athlete who completed her eligibility under Staley at South Carolina has graduated or is on track to graduate, and the team GPA has been over 3.0 for the last six semesters. During the historic 2014-15 season, eight Gamecocks posted at least a 3.0 GPA for the year.

Year-by-Year Coaching Record

Year	School	Record	Conf. Rec.	Conf. Finish	Postseason
2000-01	Temple	19-11	11-5	2nd East	WNIT
2001-02	Temple	20-11	12-4	2nd East	A-10 Tourn. Champ./NCAA 1st Round
2002-03	Temple	14-15	9-7	2nd East	
2003-04	Temple	21-10	14-2	1st East	A-10 Tourn. Champ./NCAA 1st Round
2004-05	Temple	28-4	16-0	1st East*	A-10 Tourn. Champ./NCAA 2nd Round
2005-06	Temple	24-8	12-4	3rd	A-10 Tourn. Champ./NCAA 1st Round
2006-07	Temple	25-8	13-1	2nd	NCAA 2nd Round
2007-08	Temple	21-13	12-2	T-1st	NCAA 1st Round
2008-09	South Carolina	10-18	2-12	11th	
2009-10	South Carolina	14-15	7-9	T-7th	
2010-11	South Carolina	18-15	8-8	T-5th	WNIT 2nd Round
2011-12	South Carolina	25-10	10-6	T-4th	NCAA Sweet 16
2012-13	South Carolina	25-8	11-5	T-4th	NCAA 2nd Round
2013-14	South Carolina	29-5	14-2	1st	NCAA Sweet 16
2014-15	South Carolina	34-3	15-1	T-1st	SEC Tourn. Champ./NCAA Final Four
2015-16	South Carolina	33-1	16-0	1st	SEC Tourn. Champ.
Career	16th season	360-155	182-68		
At SC	8th season	188-75	83-43		

Coaching Highlights

College

- 11 NCAA Tournament Appearances (5 at South Carolina)
- 11 20-Win Seasons (5 at South Carolina)
- 4 Regular-Season Conference Titles (SEC 2014, 2015, 2016; A-10 2008)
- 5 Conference Tournament Titles (SEC 2015; A-10 2002, 2004, 2005, 2006)
- 3-time Naismith National Coach of the Year Finalist (2014, 2015, 2016)
- Basketball Times National Coach of the Year (2014)
- 3-time WBCA Region Coach of the Year (Region 3 2014, 2015; Region 1 2005)
- Five-time Conference Coach of the Year (SEC 2014, 2015, 2016; A-10 2004, 2005)

USA Basketball

- Senior National Team Asst. Coach (2006-08, 2014-16) – FIBA World Championship gold medal (2014), Beijing Olympics gold medal (2008), FIBA Americas Championship gold medal (2007), FIBA World Championship bronze medal (2006)
- U19 National Team Head Coach – FIBA U19 World Championship gold medal (2015)
- > 2015 USA Basketball co-National Coach of the Year
- U18 National Team Head Coach – FIBA U18 Americas Championship gold medal (2014)
- Pan Am Games Head Coach – Gold medal (2007)

Playing Highlights

U.S. Professional – 11 seasons

- Five-time WNBA All-Star (2001-03, 2005-06)
- Two-time ABL All-Star (1997, 1998)
- WNBA All-Decade Team

USA Basketball

- Olympic gold medalist (1996, 2000, 2004)
- Flag bearer for U.S. in Olympic Games Opening Ceremony (2004)
- Two-time USA Basketball Female Athlete of the Year (1994, 2004)

College – Virginia (1989-92)

- Kodak All-America (1990, 1991, 1992)
- Honda-Broderick Cup Award for Collegiate Female Athlete of the Year (1991)
- Two-time ACC Player of the Year (1991, 1992)
- NCAA Tournament MOP (1991)

Other Notables

- Naismith Memorial Basketball Hall of Fame, Class of 2013
- Women's Basketball Hall of Fame, Class of 2012

Education

- Virginia, 1992, bachelor of arts in rhetoric and communication studies



DONIYAH CLINEY

6-0 • R-Fr. • G • Newark, N.J. • Malcolm X Shabazz
Major: Sociology



2015-16

- Has played in 20 games following hand injury, drawing three starts
- Helped pace South Carolina's strong defensive effort against Georgia (Feb. 18) with a career-high three steals
- Scored five of team's first eight points in first career start against #16/19 Florida (Feb. 11) en route to first double-digit scoring game
- Efficient in relief of Tiffany Mitchell (injury) against #18/18 Kentucky (Feb. 4), notching seven points (3-of-4 shooting) that included a key bucket in transition during South Carolina's 10-2 run to end the game
- Scored her four points against Ole Miss (Jan. 28) during 13-4 fourth-quarter run to end Rebels' rally
- Made an impact on the boards against Ole Miss (Jan. 28), grabbing a career-best three rebounds in 12 minutes of action
- Showed her court vision at Auburn (Jan. 21) handing out three assists in the second half while capping the third quarter with her first career 3-pointer
- Added five points to win over No. 20/- Missouri (Jan. 10), finding her way in pace of play on both sides of the ball after not seeing game action since high school (2013-14)
- Made her South Carolina debut at Vanderbilt (Jan. 7), tallying two points in five minutes of action
- Was having great preseason before surgery on her right hand in early November ... had cast removed Dec. 17 and was fully cleared for practice in January

Miscellaneous

	Season	Career
10+ Points	1	1
5+ Assists	0	0
Tm-High Points	0	0
Tm-High Assists	0	0

Career Highs

Pts	10 vs. Florida, 2/11/16
Rebs	3, 2x, last vs. Florida, 2/11/16
Blks	1 vs. Auburn, 3/4/16
Stls	3 vs. Georgia, 2/18/16
Assts	3 at Auburn, 1/21/16
Min	26 vs. Kentucky, 2/4/16

SEC Career Highs

Pts	10 vs. Florida, 2/11/16
Rebs	3, 2x, last vs. Florida, 2/11/16
Blks
Stls	3 vs. Georgia, 2/18/16
Assts	3 at Auburn, 1/21/16
Min	26 vs. Kentucky, 2/4/16

NCAA Career Highs

Pts	2 vs. Jacksonville, 3/18/16
Rebs
Blks
Stls
Assts
Min	6 vs. Kansas St., 3/18/16

Career NCAA Tournament Game-by-Game

Date	Opponent	GS	MIN	FG-A	3FG-A	FT-A	Reb	PF	A	TO	B	S	TP
3/18/16	Jacksonville		5	1-1	0-0	0-0	0 0	0	0	0	0	0	2
3/20/16	Kansas St.		6	0-1	0-0	0-0	0 1	0	0	0	0	0	0
Totals		0	11	1-2	0-0	0-0	0 1	0	0	0	0	0	2
			5.5	.500	—	—	0.0	0.0					1.0

Career Stats at South Carolina

Year	GP	GS	Min	Avg	FG	FGA	Pct	3FG	FGA	Pct	FT	FTA	Pct	Off	Def	Tot	Avg	PF	FO	A	TO	Blk	Stl	Pts	Avg
2014-15					— Did Not Play —																				
2015-16	20	3	219	11.0	20	47	.426	4	13	.308	18	27	.667	5	11	16	0.8	24	0	14	21	1	10	62	3.1
Career	20	3	219	11.0	20	47	.426	4	13	.308	18	27	.667	5	11	16	0.8	24	0	14	21	1	10	62	3.1



2015-16 South Carolina Basketball
#3/2 South Carolina Individual Game-by-Game (as of Mar 20, 2016)
All games



#04 CLINEY, Doniyah

Opponent	Date	gs	min	Total		3-Pointers		Free throws		Rebounds				pf	a	t/o	blk	stl	pts	avg
				fg-fga	pct	3fg-fga	pct	ft-fa	pct	off	def	tot	avg							
at Vanderbilt	01/07/16		5	1-2	.500	0-0	.000	0-0	.000	0	0	0	0.0	2	0	0	0	0	2	2.0
#20/- MISSOURI	01/10/16		14	2-5	.400	0-0	.000	1-1	1.000	1	0	1	0.5	3	0	0	0	1	5	3.5
at #9/9 Kentucky	01/14/16		5	0-2	.000	0-0	.000	0-0	.000	0	0	0	0.3	1	0	0	0	0	0	2.3
at Auburn	01/21/16		11	1-2	.500	1-2	.500	0-0	.000	0	2	2	0.8	2	3	1	0	0	3	2.5
at #10/10 Mississippi State	01/24/16		9	0-0	.000	0-0	.000	1-4	.250	0	0	0	0.6	2	0	1	0	0	1	2.2
OLE MISS	01/28/16		12	1-5	.200	0-1	.000	2-4	.500	2	1	3	1.0	3	1	1	0	0	4	2.5
at #10/10 Texas A&M	01/31/16		0	0-0	.000	0-0	.000	0-0	.000	0	0	0	0.9	0	0	0	0	0	0	2.1
#18/18 KENTUCKY	02/04/16		26	3-4	.750	0-0	.000	1-1	1.000	0	1	1	0.9	2	2	2	0	1	7	2.8
#11/1 UCONN	02/08/16		20	1-3	.333	1-2	.500	1-2	.500	0	0	0	0.8	2	1	1	0	0	4	2.9
#16/19 FLORIDA	02/11/16	*	19	3-5	.600	1-2	.500	3-4	.750	1	2	3	1.0	1	2	7	0	2	10	3.6
at #24/- Tennessee	02/15/16	*	17	1-4	.250	0-1	.000	0-0	.000	0	1	1	1.0	1	0	0	0	0	2	3.5
GEORGIA	02/18/16	*	23	0-3	.000	0-2	.000	1-2	.500	0	2	2	1.1	1	0	2	0	3	1	3.3
at Alabama	02/22/16		5	1-2	.500	0-0	.000	2-2	1.000	0	0	0	1.0	0	2	1	0	0	4	3.3
at Ole Miss	02/25/16		17	2-4	.500	0-2	.000	3-4	.750	1	1	2	1.1	3	0	2	0	1	7	3.6
LSU	02/28/16		10	2-2	1.000	1-1	1.000	2-2	1.000	0	0	0	1.0	0	2	1	0	2	7	3.8
vs Auburn	03/04/16		7	0-0	.000	0-0	.000	0-0	.000	0	1	1	1.0	0	0	1	1	0	0	3.6
vs #13/13 Kentucky	03/05/16		6	1-2	.500	0-0	.000	1-1	1.000	0	0	0	0.9	0	1	1	0	0	3	3.5
vs #16/16 Mississippi State	03/06/16		2	0-0	.000	0-0	.000	0-0	.000	0	0	0	0.9	0	0	0	0	0	0	3.3
JACKSONVILLE	03/18/16		5	1-1	1.000	0-0	.000	0-0	.000	0	0	0	0.8	0	0	0	0	0	2	3.3
KANSAS STATE	03/20/16		6	0-1	.000	0-0	.000	0-0	.000	0	0	0	0.8	1	0	0	0	0	0	3.1
Totals		3	219	20-47	.426	4-13	.308	18-27	.667	5	11	16	0.8	24	14	21	1	10	62	3.1

Games played: 20
 Minutes/game: 11.0
 Points/game: 3.1
 FG Pct: 42.6
 3FG Pct: 30.8
 FT Pct: 66.7

Rebounds/game: 0.8
 Assists/game: 0.7
 Turnovers/game: 1.1
 Assist/turnover ratio: 0.7
 Steals/game: 0.5
 Blocks/game: 0.1



ALAINA COATES

6-4 • Jr. • C • Irmo, S.C. • Dutch Fork
Major: Social Work



Career Highlights

- | | |
|--|---|
| All-SEC First Team (Coaches - 2016) | 2015 Naismith Trophy Top 50 Watch List |
| All-SEC 2nd Team (Coaches - 2014, 2015; AP - 2015, 2016) | 2014 SEC Co-6th Player of the Year (Coaches) |
| Wade Watch List | 2014 SEC Freshman of the Year (Coaches, AP) |
| SEC Player of the Week (Feb. 2) | 2014 Freshman All-America First Team (Full Court) |
| 2015 SEC All-Defensive Team | 2014 SEC All-Freshman Team |
| 2015 NCAA Greensboro Region MOP | 5-time SEC Freshman of the Week (2013-14) |
| 2015 SEC All-Tournament Team | |

2015-16

- Ranks 12th in the nation in double-doubles and 22nd in rebounding; led the SEC in both during the regular season
- Averaged a double-double in SEC play and is averaging one overall for the season
- Holds second place in school history with 169 career blocks, just eight away from the school record
- Became the 31st player in program history to net 1,000 career points and the fourth to do it with 900 rebounds – just the second to hit both marks prior to her senior season
- Led team in rebounds 23 times – at Clemson, at UCLA, Winthrop, Hampton, vs. ECU, Elon, Ark., at Vandy, Mizzou, Texas A&M, at Auburn, at Miss. St., Ole Miss, at Texas A&M, Ky., UConn, Florida, at Tenn., at Ala., at Ole Miss, vs. Auburn, vs. Kentucky, Kansas State
- Recorded a double-double in each of South Carolina's first two NCAA Tournament games and leads the Gamecocks in scoring (18.0 ppg) and rebounding (10.0 rpg) in tournament play
- Took over after halftime in the first round of the NCAA Tournament against Jacksonville (Mar. 18), tallying 15 second-half points, including nine in the third quarter to help South Carolina build a 24-point lead heading into the last period
- Averaged a double-double in SEC Tournament – 10.3 ppg, 10.0 rpg – adding two double-doubles to her season total
- Scored seven of the second half's first 11 points against #13/13 Kentucky (Mar. 5) in SEC Tournament semifinal to help stretch lead to 18 and finished with a double-double for the 17th time this season
- Tallied eight points during 12-3 second-quarter run against Auburn (Mar. 4) in SEC Tournament quarterfinal as Gamecocks opened 16-point halftime lead
- Broke school record for career defensive rebounds with 12 of her 14 at Ole Miss (Feb. 25) coming on that end
- Dominated the glass at Alabama (Feb. 22) with 11 of her career-high 18 rebounds coming in 16 first-half minutes
- Scored eight of her 14 points in the second half against #16/19 Florida (Feb. 11), including six in the fourth quarter to go along with two key assists that helped the Gamecocks preserve their lead down the stretch
- Dominated both ends of the floor against #18/18 Kentucky (Feb. 4), especially down the stretch with 12 of her SEC career-high 27 points coming in the fourth quarter on 4-of-4 field goals and 4-of-5 free throws
- Quietly stuffed the stat sheet at #10/10 Texas A&M (Jan. 31), adding career-high six assists to her double-double and helping key a 10-0 fourth-quarter run that turned a deficit into a six-point lead with solid defense at the rim, three defensive rebounds and a drive to the basket
- Grabbed nine of her 14 rebounds against Ole Miss (Jan. 28) in the first half and scored five of last seven points of the half
- Shook off tough scoring night with great rebounding at #10/10 Mississippi State (Jan. 24), including six in a tight third quarter and her 11th of the night sparking a transition layup for a six-point lead with 3:01 to play

Career NCAA Tournament Game-by-Game

Date	Opponent	GS	MIN	FG-A	3FG-A	FTA	Reb	PF	A	TO	B	S	TP
3/23/14	CS Northridge	24	4-8	0-0	5-13	16	3	0	0	4	0	13	
3/25/14	Oregon St.	19	1-6	0-0	7-8	11	4	1	3	1	1	9	
3/30/14	#12/13 N. Carolina	29	9-15	0-0	4-4	11	4	0	2	4	0	22	
3/20/15	Savannah St.	21	5-5	0-0	2-3	4	2	3	0	2	0	12	
3/22/15	Syracuse	14	5-8	0-0	4-5	7	3	0	3	1	0	14	
3/27/15	#15/12 N. Carolina	27	4-10	0-0	10-10	10	2	0	2	1	0	18	
3/29/15	#7/7 Florida St.	27	6-6	0-0	2-5	3	2	1	0	2	1	14	
4/5/15	#2/2 Notre Dame	28	6-9	0-0	0-5	9	2	0	2	2	0	12	
3/18/16	Jacksonville	*	29	9-14	0-0	4-5	10	2	0	1	0	3	22
3/20/16	Kansas St.	*	21	5-7	0-0	4-8	10	1	0	0	2	1	14
Totals		2	239	54-88	0-0	42-66	91	25	5	13	19	6	150
			23.9	.614	—	.637	9.1	0.5					15.0

Career Stats at South Carolina

Year	GP	GS	Min	Avg	FG	FGA	Pct	3FG	FGA	Pct	FT	FTA	Pct	Off	Def	Tot	Avg	PF	FO	A	TO	Blk	Stl	Pts	Avg
2013-14	34	1	668	19.6	148	242	.612	0	0	—	121	185	.654	82	203	285	8.4	83	1	11	57	73	17	417	12.3
2014-15	36	5	760	21.1	141	251	.562	0	0	—	117	168	.696	99	186	285	7.9	62	0	28	50	53	19	399	11.1
2015-16	34	32	903	26.6	161	254	.634	0	0	—	85	151	.563	101	243	344	10.1	84	0	31	50	43	42	407	12.0
Career	104	38	2331	22.4	450	747	.602	0	0	—	323	504	.641	282	632	914	8.8	229	1	70	157	169	78	1223	11.8

Miscellaneous

	Season	Career
Triple-Double	1	1
Double-Double	19	41
20+ Points	4	12
10+ Points	24	71
10+ Rebounds	23	48
5+ Blocks	1	4
Tm-High Points	6	18
Tm-High Rebs.	23	57

Career Highs

Pts	29 vs. Winthrop, 12/13/15
Rebs	18 at Alabama, 2/22/16
Blks	10 vs. Winthrop, 12/13/15
Stls	4 at Tennessee, 2/15/16
Assts	6 at Texas A&M, 1/31/16
Min	38 at Texas A&M, 1/31/16

2015-16 Highs

Pts	29 vs. Winthrop, 12/13
Rebs	18 at Alabama, 2/22
Blks	10 vs. Winthrop, 12/13
Stls	4 at Tennessee, 2/15
Assts	6 at Texas A&M, 1/31
Min	38 at Texas A&M, 1/31

SEC Career Highs

Pts	27 vs. Kentucky, 2/4/16
Rebs	18 at Alabama, 2/22/16
Blks	5, 3x, last vs. Alabama, 1/29/15
Stls	4 at Tennessee, 2/15/16
Assts	6 at Texas A&M, 1/31/16
Min	38 at Texas A&M, 1/31/16

NCAA Career Highs

Pts	22, 2x, last vs. Jacksonville, 3/18/16
Rebs	16 vs. CS Northridge, 3/23/14
Blks	4, 2x, last vs. UNC, 3/30/14
Stls	3 vs. Jacksonville, 3/18/16
Assts	3 vs. Savannah St., 3/20/15
Min	29, 2x, last vs. Jacksonville, 3/18/16

(CONTINUED NEXT PAGE)

ALAINA COATES (CONTINUED)

- Connected on 7-of-9 field goals against #14/13 Duke (Dec. 6) and tallied six crucial points down the stretch to help South Carolina pull away
- Scored the game-tying putback with 56 seconds left against #16/18 ASU (Nov. 27)
- Double-double at UCLA (Nov. 22) kept Gamecocks within reach and made key steal during 8-2 run over final 90 seconds to secure the win
- Dominated the glass late against #6/10 Ohio State (Nov. 13), especially in 10-2 run over final 2:35 that decided the game, and finished the contest with her 24th career double-double (17 pts, 13 rebs)



2015-16 South Carolina Basketball
#3/2 South Carolina Individual Game-by-Game (as of Mar 20, 2016)
All games

**#41 COATES, Alaina**

Opponent	Date	gs	min	Total		3-Pointers		Free throws		Rebounds				pf	a	t/o	blk	stl	pts	avg	
				fg-fga	pct	3fg-fga	pct	ft-fga	pct	off	def	tot	avg								
#6/10 OHIO STATE	11/13/15		28	6-9	.667	0-0	.000	5-10	.500	4	9	13	13.0	1	0	3	3	1	17	17.0	
UNCG	11/15/15	*	13	6-7	.857	0-0	.000	0-3	.000	2	5	7	10.0	2	0	0	0	3	12	14.5	
at Clemson	11/18/15	*	22	4-7	.571	0-0	.000	2-4	.500	5	1	6	8.7	3	1	2	2	1	10	13.0	
at UCLA	11/22/15	*	32	6-7	.857	0-0	.000	0-0	.000	4	8	12	9.5	3	0	1	0	2	12	12.8	
vs #16/18 Arizona State	11/27/15	*	23	3-6	.500	0-0	.000	0-1	.000	3	4	7	9.0	2	1	2	1	1	6	11.4	
vs CSU Bakersfield	11/28/15	*	22	3-10	.300	0-0	.000	0-2	.000	1	3	4	8.2	1	0	1	0	0	6	10.5	
at Hawaii	11/29/15	*	20	1-3	.333	0-0	.000	1-2	.500	0	1	1	7.1	4	0	2	3	0	3	9.4	
#14/13 DUKE	12/06/15	*	25	7-9	.778	0-0	.000	2-4	.500	2	5	7	7.1	3	0	1	1	1	16	10.3	
WINTHROP	12/13/15	*	30	13-15	.867	0-0	.000	3-5	.600	6	10	16	8.1	4	0	1	10	1	29	12.3	
HAMPTON	12/16/15	*	26	8-11	.727	0-0	.000	6-9	.667	2	10	12	8.5	1	2	3	1	0	22	13.3	
vs East Carolina	12/20/15	*	21	4-8	.500	0-0	.000	2-4	.500	4	11	15	9.1	2	0	0	2	0	10	13.0	
ELON	12/22/15	*	24	5-6	.833	0-0	.000	6-6	1.000	5	3	8	9.0	2	0	4	2	1	16	13.3	
ARKANSAS	01/03/16	*	26	4-5	.800	0-0	.000	3-3	1.000	0	10	10	9.1	3	2	0	1	1	11	13.1	
at Vanderbilt	01/07/16	*	29	5-6	.833	0-0	.000	1-4	.250	3	7	10	9.1	2	1	1	0	0	11	12.9	
#20/- MISSOURI	01/10/16	*	19	3-3	1.000	0-0	.000	7-12	.583	3	9	12	9.3	2	0	2	0	1	13	12.9	
at #9/9 Kentucky	01/14/16	*	28	3-4	.750	0-0	.000	3-4	.750	2	9	11	9.4	3	1	0	0	0	9	12.7	
#15/11 TEXAS A&M	01/17/16	*	34	2-5	.400	0-0	.000	1-2	.500	1	10	11	9.5	3	3	1	0	2	5	12.2	
at Auburn	01/21/16	*	26	8-10	.800	0-0	.000	1-2	.500	5	5	10	9.6	2	2	4	1	0	17	12.5	
at #10/10 Mississippi State	01/24/16	*	37	2-3	.667	0-0	.000	2-2	1.000	1	10	11	9.6	2	1	1	2	3	6	12.2	
OLE MISS	01/28/16	*	23	6-9	.667	0-0	.000	1-6	.167	5	9	14	9.9	0	2	1	1	1	13	12.2	
at #10/10 Texas A&M	01/31/16	*	38	5-8	.625	0-0	.000	2-3	.667	2	8	10	9.9	2	6	1	0	1	12	12.2	
#18/18 KENTUCKY	02/04/16	*	32	10-14	.714	0-0	.000	7-12	.583	5	8	13	10.0	3	2	3	4	1	27	12.9	
#1/1 UCONN	02/08/16	*	26	1-6	.167	0-0	.000	0-2	.000	0	9	9	10.0	4	0	3	0	2	2	12.4	
#16/19 FLORIDA	02/11/16	*	35	7-8	.875	0-0	.000	0-2	.000	0	11	11	10.0	3	3	2	0	3	14	12.5	
at #24/- Tennessee	02/15/16	*	26	0-1	.000	0-0	.000	0-2	.000	0	10	10	10.0	4	1	1	0	4	0	12.0	
GEORGIA	02/18/16	*	32	3-6	.500	0-0	.000	1-2	.500	0	8	8	9.9	4	1	5	1	0	7	11.8	
at Alabama	02/22/16	*	31	3-7	.429	0-0	.000	7-8	.875	5	13	18	10.2	4	0	0	0	0	13	11.8	
at Ole Miss	02/25/16	*	30	5-7	.714	0-0	.000	1-4	.250	2	12	14	10.4	2	0	3	2	3	11	11.8	
LSU	02/28/16		17	2-6	.333	0-0	.000	6-7	.857	3	1	4	10.1	3	0	0	0	0	10	11.7	
vs Auburn	03/04/16	*	25	4-12	.333	0-0	.000	6-9	.667	8	4	12	10.2	2	0	0	2	3	14	11.8	
vs #13/13 Kentucky	03/05/16	*	23	6-10	.600	0-0	.000	1-2	.500	5	5	10	10.2	3	2	0	1	0	13	11.8	
vs #16/16 Mississippi State	03/06/16	*	30	2-5	.400	0-0	.000	0-0	.000	3	5	8	10.1	2	0	1	1	2	4	11.6	
JACKSONVILLE	03/18/16	*	29	9-14	.643	0-0	.000	4-5	.800	5	5	10	10.1	2	0	1	0	3	22	11.9	
KANSAS STATE	03/20/16	*	21	5-7	.714	0-0	.000	4-8	.500	5	5	10	10.1	1	0	0	2	1	14	12.0	
Totals			32	903	161-254	.634	0-0	.000	85-151	.563	101	243	344	10.1	84	31	50	43	42	407	12.0

Games played: 34
 Minutes/game: 26.6
 Points/game: 12.0
 FG Pct: 63.4
 FT Pct: 56.3

Rebounds/game: 10.1
 Assists/game: 0.9
 Turnovers/game: 1.5
 Assist/turnover ratio: 0.6
 Steals/game: 1.2
 Blocks/game: 1.3



BIANCA CUEVAS

5-6 • So. • G • Bronx, N.Y. • Nazareth Regional
Major: Criminal Justice



Career Highlights

- 2015 Rainbow Wahine Showdown All-Tournament
- McDonald's All-America (2013-14)
- New York Class AA co-Player of the Year (2013-14)

2015-16

- Has appeared in 33 of South Carolina's 34 games, earning one start
- Led team in scoring once – vs. Arizona State
- Handed out team-high assists three times – vs. CSUB, at Alabama, vs. Auburn
- Shot the ball well over the first two rounds of the NCAA Tournament, hitting 58.3 percent (7-of-12) to average 8.0 points
- Hit a 3 to launch a 12-2 run that opened the second quarter of the NCAA Tournament game against Kansas State (Mar. 20)
- Affected the game on both ends of the court in the NCAA Tournament opener against Jacksonville (Mar. 18), scoring eight points on 4-of-6 shooting to go along with three assists and an NCAA Tournament career-high three steals
- Led team with eight steals in SEC Tournament action, finishing third in scoring with 10.7 points per game on 52.4 percent shooting, including 5-of-10 from 3-point range
- Added eight of her 15 points in the SEC Tournament semifinal against #13/13 Kentucky (Mar. 5) in the fourth quarter as Gamecocks, including a pair of 3s to cap 6-of-9 shooting
- Put together a complete game in the SEC Tournament quarterfinals against Auburn (Mar. 4), scoring in double figures for the first time since conference play began, including a first-quarter 3 to take the first lead of the game, which she followed with the first of her four steals
- Made her first career start at Ole Miss (Feb. 25) and set defensive tone with four steals, one of which led to a layup and capped a 16-3 second-quarter scoring run that established a 15-point halftime lead
- Posted a productive all-around performance at Alabama (Feb. 22), tallying a career-best six boards and a team-high three assists and converted a 3-pointer early in the second quarter to give South Carolina its first double-digit lead of the game
- Hit a 3-pointer and dished out two of her three assists during 16-0 run that opened second quarter against #16/19 Florida (Feb. 11)
- Solid extended minutes against #18/18 Kentucky (Feb. 4), committing just one turnover in 21 minutes
- Scored seven of her nine points against #15/11 Texas A&M (Jan. 17) during 12-7 fourth-quarter run that gave Gamecocks five-point lead with 3:55 to play
- Played lock-down defense against #20/- Missouri (Jan. 10), recording a career-best five steals
- Snatched a game-high three steals in the SEC opener against Arkansas (Jan. 3)
- Matched a career high with four rebounds against #14/13 Duke (Dec. 6)
- Named to the Rainbow Wahine Showdown All-Tournament team, finishing second on the team in scoring at the event with 17.0 points per game on 54.1 percent shooting, averaging 3.3 rebounds and swiping seven steals over the three-game event
- Scored in double figures for the third-straight game with 13 at Hawaii (Nov. 29), including nine in the second half to help Gamecocks pull away from a seven-point halftime lead
- Fell one point shy of her career high with 20 against CSU Bakersfield with four of her nine fourth-quarter points coming on back-to-back plays to launch a 14-2 run that put the game out of Roadrunners' reach
- Went on a personal 11-7 second-half run against #16/18 Arizona State (Nov. 27) as part of her team-high tying 18 points
- Gave UNCG (Nov. 15) trouble with her speed en route to 11 points, including 6-of-8 from the free throw line

Career NCAA Tournament Game-by-Game

Date	Opponent	GS	MIN	FG-A	3FG-A	FT-A	Reb	PF	A	TO	B	S	TP
3/20/15	Savannah St.	23	3-6	0-2	2-4	0	1	5	3	0	2	8	
3/22/15	Syracuse	20	3-7	1-3	5-5	1	2	0	5	1	1	12	
3/27/15	#15/12 N. Carolina	5	1-2	0-1	0-0	1	0	0	1	0	0	2	
3/29/15	#7/7 Florida St.	9	4-6	0-1	1-2	0	0	0	0	0	0	9	
4/5/15	#2/2 Notre Dame	19	1-8	0-1	2-2	1	0	3	3	0	1	4	
3/18/16	Jacksonville	21	4-6	0-2	0-0	4	1	3	1	0	3	8	
3/20/16	Kansas St.	26	3-6	2-5	0-0	2	1	0	2	0	1	8	
Totals		0	123	19-41	3-15	10-13	9	5	11	15	1	8	51
			17.6	.463	.200	.769	1.3	1.6				7.3	

Career Stats at South Carolina

Year	GP	GS	Min	Avg	FG	FGA	Pct	3FG	FGA	Pct	FT	FTA	Pct	Off	Def	Tot	Avg	PF	FO	A	TO	Blk	Stl	Pts	Avg
2014-15	37	0	536	14.5	74	200	.370	16	72	.222	45	58	.776	13	35	48	1.3	44	1	64	60	5	42	209	5.6
2015-16	33	1	593	18.0	76	200	.380	18	71	.254	50	66	.758	10	47	57	1.7	39	0	59	62	2	46	220	6.7
Career	70	1	1129	16.1	150	400	.375	34	143	.238	95	124	.766	23	82	105	1.5	83	1	123	122	7	88	429	6.1

Miscellaneous

	Season	Career
20+ Points	1	2
10+ Points	8	16
5+ Assists	1	6
Tm-High Points	1	3
Tm-High Assists	3	11

Career Highs

Pts21 at Ole Miss, 2/1/15
Rebs6 at Alabama, 2/22/16
Blks2, 2x, last vs. UConn, 2/8/16
Stls5 vs. Missouri, 1/10/16
Assts6 vs. CSU Bakersfield, 11/28/15
Min30 vs. Southern Cal, 11/15/14

2015-16 Highs

Pts20 vs. CSU Bakersfield, 11/28
Rebs6 at Alabama, 2/22
Blks2 vs. UConn, 2/8
Stls5 vs. Missouri, 1/10
Assts6 vs. CSU Bakersfield, 11/28
Min29 vs. Hawaii, 11/29

SEC Career Highs

Pts21 vs. Ole Miss, 2/1/15
Rebs6 at Alabama, 2/22/16
Blks1, 2x, last at Kentucky, 3/1/15
Stls5 vs. Missouri, 1/10/16
Assts5, 2x, last vs. Vanderbilt, 2/15/15
Min25 at Alabama, 2/22/16

NCAA Career Highs

Pts12 vs. Syracuse, 3/22/15
Rebs4 vs. Jacksonville, 3/18/16
Blks1 vs. Syracuse, 3/22/15
Stls3 vs. Jacksonville, 3/18/16
Assts5 vs. Savannah St., 3/20/15
Min26 vs. Kansas St., 3/20/16



2015-16 South Carolina Basketball
#3/2 South Carolina Individual Game-by-Game (as of Mar 20, 2016)
All games



#01 CUEVAS, Bianca

Opponent	Date	gs	min	Total		3-Pointers		Free throws		Rebounds				pf	a	t/o	blk	stl	pts	avg
				fg-fga	pct	3fg-fga	pct	ft-fa	pct	off	def	tot	avg							
#6/10 OHIO STATE	11/13/15		8	1-5	.200	0-1	.000	3-4	.750	0	0	0	0.0	2	1	1	0	0	5	5.0
UNCG	11/15/15		19	2-4	.500	1-3	.333	6-8	.750	0	2	2	1.0	1	1	3	0	2	11	8.0
at Clemson	11/18/15		17	2-7	.286	0-3	.000	0-0	.000	0	1	1	1.0	1	2	0	0	2	4	6.7
at UCLA	11/22/15		13	2-4	.500	0-0	.000	3-3	1.000	0	2	2	1.3	1	2	2	0	0	7	6.8
vs #16/18 Arizona State	11/27/15		18	7-13	.538	0-2	.000	4-7	.571	0	2	2	1.4	2	0	2	0	2	18	9.0
vs CSU Bakersfield	11/28/15		26	8-12	.667	2-5	.400	2-2	1.000	1	3	4	1.8	1	6	2	0	3	20	10.8
at Hawaii	11/29/15		29	5-12	.417	1-3	.333	2-4	.500	1	3	4	2.1	1	0	2	0	2	13	11.1
#14/13 DUKE	12/06/15		13	1-4	.250	0-1	.000	0-2	.000	0	4	4	2.4	0	2	1	0	0	2	10.0
WINTHROP	12/13/15		22	4-11	.364	1-2	.500	4-4	1.000	0	2	2	2.3	2	1	2	0	1	13	10.3
HAMPTON	12/16/15		17	2-6	.333	1-3	.333	1-1	1.000	0	1	1	2.2	0	1	2	0	0	6	9.9
vs East Carolina	12/20/15		17	1-7	.143	0-3	.000	2-2	1.000	0	1	1	2.1	1	1	0	0	3	4	9.4
ELON	12/22/15		15	1-4	.250	0-3	.000	0-0	.000	0	1	1	2.0	1	2	3	0	0	2	8.8
ARKANSAS	01/03/16		24	4-8	.500	1-5	.200	1-2	.500	1	1	2	2.0	1	3	3	0	3	10	8.8
at Vanderbilt	01/07/16		12	2-6	.333	0-3	.000	0-0	.000	0	1	1	1.9	2	2	2	0	1	4	8.5
#20/- MISSOURI	01/10/16		17	2-6	.333	0-1	.000	2-2	1.000	0	0	0	1.8	1	1	3	0	5	6	8.3
at #9/9 Kentucky	01/14/16		15	0-7	.000	0-1	.000	2-2	1.000	0	0	0	1.7	0	1	0	0	0	2	7.9
#15/11 TEXAS A&M	01/17/16		20	3-6	.500	1-1	1.000	2-2	1.000	1	2	3	1.8	2	2	2	0	1	9	8.0
at Auburn	01/21/16		18	0-3	.000	0-2	.000	1-2	.500	0	2	2	1.8	1	2	2	0	0	1	7.6
at #10/10 Mississippi State	01/24/16		6	0-2	.000	0-0	.000	0-2	.000	0	0	0	1.7	0	1	1	0	0	0	7.2
OLE MISS	01/28/16		18	3-7	.429	0-2	.000	0-0	.000	0	0	0	1.6	1	1	2	0	0	6	7.2
at #10/10 Texas A&M	01/31/16		3	0-0	.000	0-0	.000	0-0	.000	0	0	0	1.5	1	0	0	0	0	0	6.8
#18/18 KENTUCKY	02/04/16		21	1-5	.200	0-1	.000	3-4	.750	0	2	2	1.5	2	2	1	0	1	5	6.7
#1/1 UCONN	02/08/16		20	1-7	.143	0-1	.000	0-0	.000	1	1	2	1.6	0	1	1	2	0	2	6.5
#16/19 FLORIDA	02/11/16		17	1-5	.200	1-1	1.000	0-0	.000	0	0	0	1.5	1	3	2	0	0	3	6.4
at #24/- Tennessee	02/15/16		16	0-4	.000	0-1	.000	2-2	1.000	0	0	0	1.4	0	2	4	0	2	2	6.2
at Alabama	02/22/16		25	2-5	.400	1-3	.333	0-0	.000	2	4	6	1.6	1	3	2	0	2	5	6.2
at Ole Miss	02/25/16 *		20	2-5	.400	0-1	.000	5-6	.833	1	1	2	1.6	2	4	6	0	4	9	6.3
LSU	02/28/16		19	1-2	.500	1-2	.500	0-0	.000	0	1	1	1.6	2	3	0	0	0	3	6.1
vs Auburn	03/04/16		27	3-6	.500	1-3	.333	3-3	1.000	0	1	1	1.6	2	3	4	0	4	10	6.3
vs #13/13 Kentucky	03/05/16		20	6-9	.667	3-5	.600	0-0	.000	0	3	3	1.6	1	3	0	0	1	15	6.6
vs #16/16 Mississippi State	03/06/16		14	2-6	.333	1-2	.500	2-2	1.000	0	2	2	1.6	4	0	4	0	3	7	6.6
JACKSONVILLE	03/18/16		21	4-6	.667	0-2	.000	0-0	.000	0	4	4	1.7	1	3	1	0	3	8	6.6
KANSAS STATE	03/20/16		26	3-6	.500	2-5	.400	0-0	.000	2	0	2	1.7	1	0	2	0	1	8	6.7
Totals		1	593	76-200	.380	18-71	.254	50-66	.758	10	47	57	1.7	39	59	62	2	46	220	6.7

Games played: 33
 Minutes/game: 18.0
 Points/game: 6.7
 FG Pct: 38.0
 3FG Pct: 25.4
 FT Pct: 75.8

Rebounds/game: 1.7
 Assists/game: 1.8
 Turnovers/game: 1.9
 Assist/turnover ratio: 1.0
 Steals/game: 1.4
 Blocks/game: 0.1



ASIA DOZIER

6-0 • Sr. • G/F • Columbia, S.C. • Spring Valley
Major: Accounting



Career Highlights

Three-time SEC Academic Honor Roll

2015-16

- Team captain
- Has played in 28 games with 19 starts, missing five games with a hand injury
- Has recorded at least five assists five times
- Handed out team-high assists seven times – UNCG, Duke, Hampton, Ole Miss, at Ole Miss, vs. Kentucky, Kansas St.
- Saw the floor well in the SEC Tournament semifinal against #13/13 Kentucky (Mar. 5), tying her career high of six assists in the first quarter, en route to nine in the game
- Helped Gamecocks survive slow start in SEC Tournament quarterfinal against Auburn (Mar. 4), hitting a 3 for the first points of the game and forcing a Tiger turnover to keep a 10-2 run going late in the first quarter
- Showed great passing and decision-making en route to five assists at Ole Miss (Feb. 25) while also notching an SEC season-high eight points, including a 3-pointer late in the first quarter that ended a 7-1 Rebel run and gave the lead back to the Gamecocks
- Returned from injury against Alabama (Feb. 22), recording her first block of the season after getting the start
- Displayed great court vision against Ole Miss (Jan. 28) to finish with a game-high five assists
- Hit two clutch free throws at #10/10 Mississippi State (Jan. 24) after playing just 5:00 in the second half to give South Carolina a 55-51 advantage with 23 seconds to play
- Reached double figures for the first time this season against East Carolina (Dec. 20), scoring five of her 10 points in the first quarter
- Returned to starting lineup against Hampton (Dec. 16), matching a career high with two steals in the opening 10 minutes
- Connected on a game-high three 3-pointers on the way to a season-best nine points against Winthrop (Dec. 13)
- Was solid, steady force on defense against #14/13 Duke (Dec. 6)
- Started the second half at Clemson (Nov. 18) and hit back-to-back 3s as part of 19-5 run that broke open the game
- Tied career high with six assists against UNCG (Nov. 15)
- Started the second half against #6/10 Ohio State (Nov. 13), providing calming influence after Gamecocks trailed at the break

Miscellaneous

	Season	Career
10+ Points	1	14
10+ Rebounds	0	1
5+ Assists	5	13
Tim-High Points	0	2
Tim-High Assists	7	20

Career Highs

Pts 16, 2x, at San Diego State, 11/23/13
 Rebs 10 vs. Elon, 11/9/12
 Blks 3 at Kentucky, 3/1/15
 Stls 2, 9x, last vs. Hampton, 12/16/15
 Assts 9 vs. Kentucky, 3/5/16
 Min 40 at Arkansas, 1/2/14

2015-16 Highs

Pts 10 vs. East Carolina, 12/20
 Rebs 3 vs. Missouri, 1/10
 Blks 1, 2x, last vs. Mississippi State, 3/6
 Stls 2 vs. Hampton, 12/16
 Assts 9 vs. Kentucky, 3/5
 Min 29 vs. Mississippi State, 3/6

SEC Career Highs

Pts 15 at Alabama, 1/8/15
 Rebs 6 vs. Florida, 2/23/14
 Blks 3 at Kentucky, 3/1/15
 Stls 2 at Alabama, 1/8/15
 Assts 6 vs. Ole Miss, 1/30/14
 Min 40 at Arkansas, 1/2/14

NCAA Career Highs

Pts 12 vs. Syracuse, 3/22/15
 Rebs 4 vs. CS Northridge, 3/23/14
 Blks 1 vs. Florida St., 3/29/15
 Stls 2 vs. UNC, 3/27/15
 Assts 4, 2x, last vs. Savannah St., 3/20/15
 Min 37 vs. UNC, 3/30/14

Career NCAA Tournament Game-by-Game

Date	Opponent	GS	MIN	FG-A	3FG-A	FT-A	Reb	PF	A	TO	B	S	TP
3/23/13	S. Dakota St.	20	1-4	1-2	2-2	0	1	1	3	0	1	5	
3/25/13	Kansas		0	0-0	0-0	0-0	0	0	0	0	0	0	
3/23/14	CS Northridge	*	22	1-4	0-3	1-2	4	3	3	2	0	1	3
3/25/14	Oregon St.	*	33	2-7	1-2	4-4	1	2	2	1	0	1	9
3/30/14	#12/13 N. Carolina	*	37	3-7	0-2	1-1	3	3	4	2	0	1	7
3/20/15	Savannah St.	*	16	3-5	1-2	0-0	0	1	4	1	0	0	7
3/22/15	Syracuse	*	22	4-5	4-5	0-0	1	0	3	0	0	0	12
3/27/15	#15/12 N. Carolina	*	23	1-1	1-1	0-0	0	2	3	1	0	2	3
3/29/15	#7/7 Florida St.	*	21	0-1	0-1	4-4	3	1	3	1	1	0	4
4/5/15	#2/2 Notre Dame	*	11	0-1	0-1	0-0	0	0	1	1	0	0	0
3/18/16	Jacksonville	*	21	0-1	0-1	0-0	0	0	3	0	0	0	0
3/20/16	Kansas St.	*	22	1-6	1-5	0-0	2	0	3	1	0	0	3
Totals		10	248	16-42	9-25	12-13	14	13	30	13	1	6	53
			22.5	.381	.360	.923	1.3	2.7					4.8

Career Stats at South Carolina

Year	GP	GS	Min	Avg	FG	FGA	Pct	3FG	FGA	Pct	FT	FTA	Pct	Off	Def	Tot	Avg	PF	FO	A	TO	Blk	Stl	Pts	Avg
2012-13	31	0	398	12.8	28	134	.209	16	91	.176	11	24	.458	19	42	61	2.0	35	1	25	20	4	8	83	2.7
2013-14	34	32	911	26.8	72	211	.341	33	103	.320	28	44	.636	18	77	95	2.8	63	0	92	68	7	21	205	6.0
2014-15	37	30	615	16.6	55	133	.414	29	87	.333	10	13	.769	2	36	38	1.0	27	0	67	33	7	20	149	4.0
2015-16	28	19	513	18.3	28	94	.298	15	62	.242	15	20	.750	4	26	30	1.1	20	0	64	37	2	10	86	3.1
Career	130	81	2437	18.7	183	572	.320	93	343	.271	64	101	.634	43	181	224	1.7	145	1	248	158	20	59	523	4.0



2015-16 South Carolina Basketball
#3/2 South Carolina Individual Game-by-Game (as of Mar 20, 2016)
All games

#31 DOZIER, Asia

Opponent	Date	gs	min	Total		3-Pointers		Free throws		Rebounds				pf	a	t/o	blk	stl	pts	avg	
				fg-fga	pct	3fg-fga	pct	ft-fa	pct	off	def	tot	avg								
#6/10 OHIO STATE	11/13/15		12	1-2	.500	0-0	.000	2-2	1.000	0	0	0	0.0	0	1	2	0	0	4	4.0	
UNCG	11/15/15		26	1-4	.250	1-4	.250	0-0	.000	0	2	2	1.0	2	6	0	0	0	3	3.5	
at Clemson	11/18/15		21	3-9	.333	2-7	.286	0-0	.000	0	1	1	1.0	0	0	1	0	0	8	5.0	
at UCLA	11/22/15		3	0-1	.000	0-1	.000	0-0	.000	0	0	0	0.8	0	0	1	0	0	0	3.8	
vs #16/18 Arizona State	11/27/15		5	1-2	.500	0-0	.000	0-0	.000	0	1	1	0.8	0	0	1	0	1	2	3.4	
vs CSU Bakersfield	11/28/15		3	0-1	.000	0-1	.000	0-0	.000	0	0	0	0.7	0	0	0	0	0	0	2.8	
at Hawaii	11/29/15		25	0-2	.000	0-2	.000	3-4	.750	0	0	0	0.6	1	3	1	0	1	3	2.9	
#14/13 DUKE	12/06/15		20	0-2	.000	0-1	.000	0-0	.000	0	2	2	0.8	3	3	1	0	0	0	2.5	
WINTHROP	12/13/15		18	3-4	.750	3-4	.750	0-0	.000	0	2	2	0.9	0	3	2	0	1	9	3.2	
HAMPTON	12/16/15	*	22	2-6	.333	0-2	.000	2-2	1.000	1	1	2	1.0	0	5	1	0	2	6	3.5	
vs East Carolina	12/20/15	*	19	4-5	.800	2-2	1.000	0-0	.000	0	1	1	1.0	0	0	1	0	0	10	4.1	
ELON	12/22/15	*	22	3-5	.600	1-3	.333	0-0	.000	1	0	1	1.0	1	3	1	0	0	7	4.3	
at Vanderbilt	01/07/16	*	23	1-5	.200	1-4	.250	0-0	.000	0	1	1	1.0	2	4	2	0	0	3	4.2	
#20/- MISSOURI	01/10/16	*	18	1-3	.333	0-0	.000	0-0	.000	1	2	3	1.1	2	1	1	0	0	2	4.1	
at #9/9 Kentucky	01/14/16	*	5	0-2	.000	0-1	.000	0-0	.000	0	1	1	1.1	0	0	1	0	0	0	3.8	
#15/11 TEXAS A&M	01/17/16	*	13	0-1	.000	0-1	.000	0-0	.000	1	0	1	1.1	0	1	2	0	1	0	3.6	
at Auburn	01/21/16	*	20	0-4	.000	0-3	.000	1-2	.500	0	2	2	1.2	1	3	0	0	0	1	3.4	
at #10/10 Mississippi State	01/24/16	*	12	0-1	.000	0-1	.000	2-2	1.000	0	1	1	1.2	0	1	1	0	0	2	3.3	
OLE MISS	01/28/16	*	20	1-3	.333	1-3	.333	0-0	.000	0	0	0	1.1	1	5	1	0	1	3	3.3	
at #10/10 Texas A&M	01/31/16	*	22	0-0	.000	0-0	.000	0-0	.000	0	1	1	1.1	3	1	3	0	0	0	3.2	
at Alabama	02/22/16	*	16	1-2	.500	1-2	.500	0-0	.000	0	0	0	1.0	0	1	2	1	0	3	3.1	
at Ole Miss	02/25/16	*	27	2-5	.400	1-4	.250	3-4	.750	0	1	1	1.0	0	5	3	0	0	8	3.4	
LSU	02/28/16	*	26	0-3	.000	0-3	.000	0-2	.000	0	2	2	1.1	0	2	3	0	1	0	3.2	
vs Auburn	03/04/16	*	17	2-4	.500	1-2	.500	0-0	.000	0	1	1	1.1	2	0	2	0	0	5	3.3	
vs #13/13 Kentucky	03/05/16	*	26	0-5	.000	0-3	.000	0-0	.000	0	1	1	1.1	1	9	1	0	1	0	3.2	
vs #16/16 Mississippi State	03/06/16	*	29	1-6	.167	0-2	.000	2-2	1.000	0	1	1	1.1	1	1	2	1	1	4	3.2	
JACKSONVILLE	03/18/16	*	21	0-1	.000	0-1	.000	0-0	.000	0	0	0	1.0	0	3	0	0	0	0	3.1	
KANSAS STATE	03/20/16	*	22	1-6	.167	1-5	.200	0-0	.000	0	2	2	1.1	0	3	1	0	0	3	3.1	
Totals			19	513	28-94	.298	15-62	.242	15-20	.750	4	26	30	1.1	20	64	37	2	10	86	3.1

Games played: 28
 Minutes/game: 18.3
 Points/game: 3.1
 FG Pct: 29.8
 3FG Pct: 24.2
 FT Pct: 75.0

Rebounds/game: 1.1
 Assists/game: 2.3
 Turnovers/game: 1.3
 Assist/turnover ratio: 1.7
 Steals/game: 0.4
 Blocks/game: 0.1



INDIA FARMER

6-0 • Jr. • F • N. Myrtle Beach, S.C. • North Myrtle Beach
Major: Criminal Justice



Career Highlights

Two-time SEC Academic Honor Roll

2015-16

- Has seen time in 10 contests, including SEC opener against Arkansas (Jan. 3), the semifinals of SEC Tournament against #13/13 Kentucky (Mar. 5) and each of South Carolina's first two NCAA Tournament games
- Recorded a pair of blocked shots against UNCG (Nov. 15)

Career Highs

Pts 3, 2x, last vs. Alabama, 1/19/14
Rebs 3 vs. NC Central, 12/2/13
Blks 2 vs. UNCG, 11/15/15
Stls 1 at Florida, 1/19/15
Assts 1 vs. Kentucky, 3/5/16
Min 11 vs. NC Central, 12/2/13

2015-16 Highs

Pts
Rebs 1, 5x, last vs. Kansas State, 3/20
Blks 2 vs. UNCG, 11/15
Stls
Assts 1 vs. Kentucky, 3/5
Min 5, 3x, last vs. LSU, 2/28

SEC Career Highs

Pts 3, 2x, last vs. Alabama, 1/19/14
Rebs 1, 2x, last vs. Arkansas, 1/3/16
Blks
Stls 1 at Florida, 1/19/15
Assts
Min 5 vs. LSU, 2/28/16

NCAA Career Highs

Pts
Rebs 1, 2x, last vs. Kansas St., 3/20/16
Blks
Stls
Assts
Min 2 vs. Jacksonville, 3/18/16

Career NCAA Tournament Game-by-Game

Date	Opponent	GS	MIN	FG-A	3FG-A	FT-A	Reb	PF	A	TO	B	S	TP
3/23/14	CS Northridge	1	0-0	0-0	0-0	0	0	0	0	0	0	0	0
3/25/14	Oregon St.	1	0-0	0-0	0-0	0	0	0	0	0	0	0	0
3/30/14	#12/13 N. Carolina	0	0-0	0-0	0-0	0	0	0	0	0	0	0	0
3/20/15	Savannah St.	1	0-1	0-0	0-0	1	0	0	0	0	0	0	0
3/22/15	Syracuse	1	0-0	0-0	0-0	0	0	0	0	0	0	0	0
3/27/15	#15/12 N. Carolina	0	0-0	0-0	0-0	0	0	0	0	0	0	0	0
3/29/15	#7/7 Florida St.	0	0-0	0-0	0-0	0	0	0	0	0	0	0	0
4/5/15	#2/2 Notre Dame	0	0-0	0-0	0-0	0	0	0	0	0	0	0	0
3/18/16	Jacksonville	2	0-0	0-0	0-0	0	1	0	0	0	0	0	0
3/20/16	Kansas St.	1	0-0	0-0	0-0	1	0	0	0	0	0	0	0
Totals		0	8	0-1	0-0	0-0	2	1	0	0	0	0	0
			1.3	.000	—	—	0.3	0.0					0.0

Career Stats at South Carolina

Year	GP	GS	Min	Avg	FG	FGA	Pct	3FG	FGA	Pct	FT	FTA	Pct	Off	Def	Tot	Avg	PF	FO	A	TO	Blk	Stl	Pts	Avg
2013-14	18	0	48	2.7	2	7	.286	2	4	.500	0	0	—	2	4	6	0.3	4	0	0	1	1	0	6	0.3
2014-15	16	0	37	2.3	0	4	.000	0	2	.000	4	6	.667	5	3	8	0.5	1	0	0	1	0	1	4	0.3
2015-16	10	0	34	3.4	0	5	.000	0	3	.000	0	0	—	1	4	5	0.5	3	0	1	2	2	0	0	0.0
Career	44	0	119	2.7	2	16	.125	2	9	.222	4	6	.667	8	11	19	0.4	8	0	1	4	3	1	10	0.2



2015-16 South Carolina Basketball
#3/2 South Carolina Individual Game-by-Game (as of Mar 20, 2016)
All games



#44 FARMER, India

Opponent	Date	gs	min	Total		3-Pointers		Free throws		Rebounds							pts	avg		
				fg-fga	pct	3fg-fga	pct	ft-fa	pct	off	def	tot	avg	pf	a	t/o			blk	stl
UNCG	11/15/15		5	0-1	.000	0-1	.000	0-0	.000	0	1	1	1.0	0	0	0	2	0	0	0.0
WINTHROP	12/13/15		3	0-2	.000	0-1	.000	0-0	.000	1	0	1	1.0	0	0	0	0	0	0	0.0
vs East Carolina	12/20/15		5	0-1	.000	0-1	.000	0-0	.000	0	1	1	1.0	2	0	0	0	0	0	0.0
ARKANSAS	01/03/16		3	0-0	.000	0-0	.000	0-0	.000	0	1	1	1.0	0	0	0	0	0	0	0.0
at Alabama	02/22/16		3	0-0	.000	0-0	.000	0-0	.000	0	0	0	0.8	0	0	0	0	0	0	0.0
at Ole Miss	02/25/16		3	0-1	.000	0-0	.000	0-0	.000	0	0	0	0.7	0	0	1	0	0	0	0.0
LSU	02/28/16		5	0-0	.000	0-0	.000	0-0	.000	0	0	0	0.6	0	0	0	0	0	0	0.0
vs #13/13 Kentucky	03/05/16		4	0-0	.000	0-0	.000	0-0	.000	0	0	0	0.5	0	1	1	0	0	0	0.0
JACKSONVILLE	03/18/16		2	0-0	.000	0-0	.000	0-0	.000	0	0	0	0.4	1	0	0	0	0	0	0.0
KANSAS STATE	03/20/16		1	0-0	.000	0-0	.000	0-0	.000	0	1	1	0.5	0	0	0	0	0	0	0.0
Totals		0	34	0-5	.000	0-3	.000	0-0	.000	1	4	5	0.5	3	1	2	2	0	0	0.0

Games played: 10
 Minutes/game: 3.4
 FG Pct: 0.0
 3FG Pct: 0.0

Rebounds/game: 0.5
 Assists/game: 0.1
 Turnovers/game: 0.2
 Assist/turnover ratio: 0.5
 Blocks/game: 0.2



SARAH IMOVBIOH

6-2 • Sr. • F • Abuja, Nigeria • Virginia
Major: Criminal Justice (master's)



Career Highlights

2011 Parade All-America (HS)

2015-16

- Has played in every game, starting four
- Led the team in rebounding twice – UNCG, at Clemson
- Made her presence felt on the glass in the NCAA Tournament second round against Kansas State (Mar. 20) with nine boards, including six in 12 minutes of first-half action while Coates and Wilson were limited due to illness and injury, respectively
- Recorded either a point or a rebound for each of her 14 minutes at Alabama (Feb. 22)
- Needed just 11 minutes to record six points and six rebounds, including five offensive, against #16/19 Florida (Feb. 11)
- Was aggressive against #1/1 UConn (Feb. 8), scoring eight of her team-high 13 points in the second half and finishing 6-of-6 from the floor
- Grabbed seven of her nine rebounds against Ole Miss (Jan. 28) on the offensive end, including five in 10 minutes of second-half action
- Controlled the glass early at #10/10 Mississippi State (Jan. 24), collecting six first-half rebounds and seven total boards in just nine minutes of action
- Was effective in her SEC debut against Arkansas (Jan. 3) with seven rebounds and nine points in just 17 minutes
- Grabbed seven of her 12 rebounds against East Carolina (Dec. 20) in the first half
- Great offensive work against Hampton (Dec. 16), finishing with career bests in points (19), field goals (6) and free throws (7) after playing a career-high 24 minutes
- Was second on team in rebounding at Rainbow Wahine Showdown (Nov. 27-29) with 5.7 per game, including 2.3 offensive per outing
- Grabbed six of eight total rebounds against #16/18 Arizona State (Nov. 27) in the first half, including all three offensive boards to help Gamecocks stay within one possession at halftime
- Started the second half at Clemson (Nov. 18), providing great energy on the glass and adding four points to the game-changing 19-5 third-quarter surge
- Posted first double-double of Gamecock career with 14 points and team-high 11 boards against UNCG (Nov. 15)
- Had great fourth quarter against #6/10 Ohio State, scoring the six of the first eight points in the period, including to putbacks, to hold off the charging Buckeyes

Miscellaneous

	Season	Career
Double-Double	1	1
10+ Points	3	3
10+ Rebounds	3	3
Tm-High Points	1	1
Tm-High Rebs.	2	2

Career Highs

Pts	19 vs. Hampton, 12/16/15
Rebs	12 vs. East Carolina, 12/20/15
Blks	1, 7x, last vs. Kansas St., 3/20/16
Stls	2, 3x, last at Ole Miss, 2/25/16
Assts	2, 2x, last vs. Missouri, 1/10/16
Min	24 vs. Hampton, 12/16/15

SEC Career Highs

Pts	9 vs. Arkansas, 1/3/16
Rebs	9 vs. Ole Miss, 1/28/16
Blks	1, 2x, last at Kentucky, 1/14/16
Stls	2 at Ole Miss, 2/25/16
Assts	2 vs. Missouri, 1/10/16
Min	18, 2x, last vs. LSU, 2/28/16

NCAA Career Highs

Pts	5 vs. Kansas St., 3/20/16
Rebs	9 vs. Kansas St., 3/20/16
Blks	1, 2x, last vs. Kansas St., 3/20/16
Stls	1 vs. Jacksonville, 3/18/16
Assts	
Min	22 vs. Kansas St., 3/20/16

Career NCAA Tournament Game-by-Game

Date	Opponent	GS	MIN	FG-A	3FG-A	FTA	Reb	PF	A	TO	B	S	TP
3/18/16	Jacksonville		15	0-0	0-0	1-4	4	1	0	0	1	1	1
3/20/16	Kansas St.		22	2-2	0-0	1-4	9	4	0	1	1	0	5
Totals		0	37	2-2	0-0	2-8	13	5	0	1	2	1	6
			18.5	1.000	—	.250	6.5	0.0					3.0

Career Stats at South Carolina

Year	GP	GS	Min	Avg	FG	FGA	Pct	3FG	FGA	Pct	FT	FTA	Pct	Off	Def	Tot	Avg	PF	FO	A	TO	Blk	Stl	Pts	Avg
2015-16	34	4	488	14.4	58	98	.586	0	0	—	28	66	.424	77	94	171	5.0	58	0	8	28	7	13	144	4.2



2015-16 South Carolina Basketball
#3/2 South Carolina Individual Game-by-Game (as of Mar 20, 2016)
All games



#24 IMOVBIQH, Sarah

Opponent	Date	gs	min	Total		3-Pointers		Free throws		Rebounds				pf	a	t/o	blk	stl	pts	avg	
				fg-fga	pct	3fg-fga	pct	ft-fa	pct	off	def	tot	avg								
#6/10 OHIO STATE	11/13/15	*	16	4-5	.800	0-0	.000	0-2	.000	3	7	10	10.0	3	0	1	0	0	8	8.0	
UNCG	11/15/15		21	5-7	.714	0-0	.000	4-6	.667	5	6	11	10.5	3	0	0	0	2	14	11.0	
at Clemson	11/18/15		19	3-4	.750	0-0	.000	3-8	.375	4	2	6	9.0	1	0	0	0	2	9	10.3	
at UCLA	11/22/15		8	0-0	.000	0-0	.000	0-0	.000	3	1	4	7.8	0	0	0	0	1	0	7.8	
vs #16/18 Arizona State	11/27/15		16	0-1	.000	0-0	.000	1-2	.500	3	5	8	7.8	3	0	2	0	0	1	6.4	
vs CSU Bakersfield	11/28/15		15	3-5	.600	0-0	.000	0-5	.000	3	2	5	7.3	2	0	0	0	0	6	6.3	
at Hawaii	11/29/15		13	1-2	.500	0-0	.000	1-1	1.000	1	3	4	6.9	0	0	1	0	0	3	5.9	
#14/13 DUKE	12/06/15		3	0-0	.000	0-0	.000	0-0	.000	0	0	0	6.0	0	0	1	0	0	0	5.1	
WINTHROP	12/13/15	*	22	3-3	1.000	0-0	.000	1-1	1.000	1	3	4	5.8	0	1	1	1	0	7	5.3	
HAMPTON	12/16/15	*	24	6-8	.750	0-0	.000	7-9	.778	5	2	7	5.9	1	0	0	0	0	19	6.7	
vs East Carolina	12/20/15		18	1-5	.200	0-0	.000	2-3	.667	4	8	12	6.5	0	2	0	0	0	4	6.5	
ELON	12/22/15		16	1-2	.500	0-0	.000	0-0	.000	2	1	3	6.2	2	0	1	0	1	2	6.1	
ARKANSAS	01/03/16		17	4-7	.571	0-0	.000	1-2	.500	4	3	7	6.2	2	0	3	0	0	9	6.3	
at Vanderbilt	01/07/16		5	0-0	.000	0-0	.000	0-0	.000	0	2	2	5.9	1	0	1	0	0	0	5.9	
#20/- MISSOURI	01/10/16		17	2-2	1.000	0-0	.000	0-0	.000	0	2	2	5.7	4	2	2	1	0	4	5.7	
at #9/9 Kentucky	01/14/16		13	0-2	.000	0-0	.000	0-2	.000	2	3	5	5.6	1	0	0	1	0	0	5.4	
#15/11 TEXAS A&M	01/17/16		3	0-2	.000	0-0	.000	0-0	.000	1	0	1	5.4	0	0	1	0	0	0	5.1	
at Auburn	01/21/16		17	1-1	1.000	0-0	.000	0-2	.000	1	1	2	5.2	2	0	0	0	1	2	4.9	
at #10/10 Mississippi State	01/24/16		9	0-0	.000	0-0	.000	0-0	.000	4	3	7	5.3	4	0	2	0	0	0	4.6	
OLE MISS	01/28/16		17	3-5	.600	0-0	.000	1-3	.333	7	2	9	5.5	1	0	2	0	0	7	4.8	
at #10/10 Texas A&M	01/31/16		1	0-0	.000	0-0	.000	0-0	.000	1	0	1	5.2	1	0	0	0	0	0	4.5	
#18/18 KENTUCKY	02/04/16		8	1-2	.500	0-0	.000	0-0	.000	1	0	1	5.0	1	0	0	0	0	2	4.4	
#1/1 UCONN	02/08/16		21	6-6	1.000	0-0	.000	1-1	1.000	2	6	8	5.2	2	0	1	0	0	13	4.8	
#16/19 FLORIDA	02/11/16		11	3-5	.600	0-0	.000	0-2	.000	5	1	6	5.2	3	0	0	0	0	6	4.8	
at #24/- Tennessee	02/15/16		13	0-2	.000	0-0	.000	0-0	.000	2	1	3	5.1	1	0	1	0	0	0	4.6	
GEORGIA	02/18/16		18	1-4	.250	0-0	.000	0-0	.000	2	3	5	5.1	3	0	2	0	0	2	4.5	
at Alabama	02/22/16		14	4-7	.571	0-0	.000	0-0	.000	1	5	6	5.1	3	1	0	0	1	8	4.7	
at Ole Miss	02/25/16		17	1-1	1.000	0-0	.000	1-2	.500	0	5	5	5.1	3	0	2	0	2	3	4.6	
LSU	02/28/16	*	18	0-0	.000	0-0	.000	1-2	.500	1	4	5	5.1	3	0	0	0	1	1	4.5	
vs Auburn	03/04/16		16	1-4	.250	0-0	.000	1-1	1.000	1	1	2	5.0	1	0	0	1	0	3	4.4	
vs #13/13 Kentucky	03/05/16		18	2-5	.400	0-0	.000	1-4	.250	4	1	5	5.0	2	1	3	1	1	5	4.5	
vs #16/16 Mississippi State	03/06/16		7	0-0	.000	0-0	.000	0-0	.000	0	2	2	4.9	0	1	0	0	0	0	4.3	
JACKSONVILLE	03/18/16		15	0-0	.000	0-0	.000	1-4	.250	1	3	4	4.9	1	0	0	1	1	1	4.2	
KANSAS STATE	03/20/16		22	2-2	1.000	0-0	.000	1-4	.250	3	6	9	5.0	4	0	1	1	0	5	4.2	
Totals			4	488	58-99	.586	0-0	.000	28-66	.424	77	94	171	5.0	58	8	28	7	13	144	4.2

Games played: 34
 Minutes/game: 14.4
 Points/game: 4.2
 FG Pct: 58.6
 FT Pct: 42.4

Rebounds/game: 5.0
 Assists/game: 0.2
 Turnovers/game: 0.8
 Assist/turnover ratio: 0.3
 Steals/game: 0.4
 Blocks/game: 0.2



#25

TIFFANY MITCHELL

5-9 • Sr. • G • Charlotte, N.C. • Providence Day
Major: Retail Management



Career Highlights

2016 All-America Third Team (ESPN)
SEC Tournament MVP
Three-time All-SEC First Team (2014, 2015, 2016)
CoSIDA Academic All-America Second Team
Wooden Final Ballot Top 15; Naismith Trophy Finalist;
Wade Watch List; Dawn Staley Award Finalist
USBWA Ann Meyers Drysdale Award Midseason Watch List
Senior CLASS Award Finalist
Two-time SEC Player of the Year (Coaches – 2014, 2015;
AP - 2015)
2015 All-America First Team (ESPN, AP, USBWA)
2015 Dawn Staley Award

2015 Wooden Award All-America Team/Finalist
2015 Wade Watch List; Naismith Trophy Finalist
2015 Capital One Academic All-District 4
2015 NCAA Greensboro Region All-Tournament Team
2015 FIBA 3x3 World Championship Gold (USA)
2014 WBCA All-America
2014 All-America Third Team (AP, Full Court)
2014 Wooden Award Final Ballot, Wade Trophy Watch
List, Dawn Staley Award Watch List
2014 WBCA All-Region 3
2014 SEC All-Defensive Team
2013 SEC All-Freshman Team

Miscellaneous

	Season	Career
Double-Double	0	4
20+ Points	7	20
10+ Points	31	106
10+ Rebounds	0	7
5+ Assists	5	16
5+ Steals	0	8
Tm-High Points	13	50
Tm-High Rebs.	0	10
Tm-High Assists	12	41

2015-16

- Ranks seventh in the SEC in scoring, fourth in free throw percentage, seventh in steals and sixth in 3s made per game
- In SEC play, ranked among league's top 10 in four categories – fifth in scoring (15.6 ppg), second in free throw percentage (.833), sixth in 3-pointers made per game (1.7) and eighth in steals (1.9 spg)
- Is among the program's all-time top 10 in 10 categories, including holding the school record for games started (134) ... is fifth in career points (1,877) and 3-pointers made (179), third in free throws made (446) and fifth in steals (233)
- Will rank among the program's all-time top 3-point percentage shooters (current .404 is second) and free throw percentage shooters (current .774 is second)
- Has been team's top scorer 13 times – at Clemson, at UCLA, vs. ECU, Elon, at Vandy, Mizzou, at Miss. St., Fla., Ga., LSU, vs. Kentucky, vs. Miss. St., Kansas St.
- Handed out team-high assists 12 times – Ohio St., Ark., at Vandy, Mizzou, at Auburn, at Miss. St., Fla., Ga., LSU, vs. Auburn, vs. Miss. St., Kansas St.
- Provided consistent play on both ends of the court over the first two rounds of the NCAA Tournament with averages of 17.0 points and 3.0 steals
- Carried the Gamecocks on offense early on in the second round of the NCAA Tournament against Kansas State (Mar. 20), totaling 16 first-half points, including last six points of the half
- Led South Carolina with 15.7 points per game, six 3s and 10 assists during the SEC Tournament to earn MVP honors
- Reached double figures by halftime of the SEC Tournament championship against #16/16 Mississippi State (Mar. 6), including an end-of-the-shot clock 3 late in the first quarter and a runner in the lane that ended the Bulldogs' second-quarter run and the transition layup that capped the resulting 13-2 surge to end the first half
- Sparked the offense in SEC Tournament semifinal against #13/13 Kentucky (Mar. 5) with a pair of early 3s and eight first-quarter points on the way to her sixth 20-point game of the season
- Dominated on Senior Day against LSU (Feb. 28) with most complete performance of the season, balancing scoring, assists and steals ... scored 11 of her 24 points in the second quarter, including a pair of 3s during a 22-7 run

Career Highs

Pts 25 vs. Georgia, 2/27/14
Rebs..... 11, 5x, last at Arkansas, 1/2/14
Blks 3 at Arkansas, 2/19/15
Stls..... 7 vs. NC Central, 12/2/14
Assts 9 at San Diego State, 11/23/13
Min.... 40, 3x, last vs. Texas A&M, 1/17/16

2015-16 Highs

Pts 24 vs. LSU, 2/28
Rebs..... 6 vs. Hampton, 12/16
Blks 1, 6x, last vs. Georgia, 2/18
Stls..... 4, 4x, last vs. Kansas St., 3/20
Assts 5, 5x, last vs. Mississippi State, 3/6
Min..... 40 vs. Texas A&M, 1/17

SEC Career Highs

Pts 25 vs. Georgia, 2/27/14
Rebs..... 11, 2x, last at Arkansas, 1/2/14
Blks 3 at Arkansas, 2/19/15
Stls..... 6 at Auburn, 1/12/14
Assts 8, 2x, last vs. Ole Miss, 1/30/14
Min..... 40 vs. Texas A&M, 1/17/16

NCAA Career Highs

Pts 24 vs. CS Northridge, 3/23/14
Rebs..... 10 vs. Oregon St., 3/25/14
Blks 2 vs. Florida St., 3/29/15
Stls..... 4 vs. Kansas St., 3/20/16
Assts 7 vs. Syracuse, 3/22/15
Min..... 40 vs. Florida St., 3/29/15

(CONTINUED NEXT PAGE)

Career NCAA Tournament Game-by-Game

Date	Opponent	GS	MIN	FG-A	3FG-A	FT-A	Reb	PF	A	TO	B	S	TP
3/23/13	South Dakota St.	*	24	3-7	1-1	4-5	4	1	0	2	0	0	11
3/25/13	Kansas	*	32	2-8	1-2	2-2	6	3	0	3	0	3	7
3/23/14	CS Northridge	*	37	5-11	1-2	13-17	6	2	4	3	0	0	24
3/25/14	Oregon St.	*	34	4-11	2-2	10-11	10	2	4	0	0	0	20
3/30/14	#12/13 N. Carolina	*	35	4-14	3-4	0-0	4	3	2	3	0	2	11
3/20/15	Savannah St.	*	22	3-7	1-2	0-0	0	1	3	5	0	3	7
3/22/15	Syracuse	*	29	4-11	1-5	5-6	5	2	7	1	0	0	14
3/27/15	#15/12 N. Carolina	*	38	6-12	1-3	5-6	3	2	5	5	0	1	18
3/29/15	#7/7 Florida St.	*	40	8-14	1-2	4-5	6	2	5	3	2	1	21
4/5/15	#2/2 Notre Dame	*	37	5-11	1-4	0-0	3	3	1	1	0	0	11
3/18/16	Jacksonville	*	27	5-11	2-6	2-2	1	2	1	5	0	2	14
3/20/16	Kansas St.	*	31	7-13	1-4	5-8	4	2	3	1	0	4	20
Totals			12	386	56-130	16-37	50-62	52	25	35	32	2	178
				32.2	.431	.432	.806	4.3	2.9				14.8

Career Stats at South Carolina

Year	GP	GS	Min	Avg	FG	FGA	Pct	3FG	FGA	Pct	FT	FIA	Pct	Off	Def	Tot	Avg	PF	FO	A	TO	Blk	Stl	Pts	Avg
2012-13	33	30	927	28.1	107	282	.379	22	60	.367	68	111	.613	60	109	169	5.1	64	1	43	82	4	44	304	9.2
2013-14	34	34	1066	31.4	165	335	.493	40	74	.541	157	198	.793	41	149	190	5.6	63	0	118	97	8	62	527	15.5
2014-15	37	37	1106	29.9	189	378	.500	57	137	.416	98	117	.838	28	87	115	3.1	64	1	106	82	11	65	533	14.4
2015-16	34	33	1038	30.5	165	394	.419	60	172	.349	123	150	.820	33	63	96	2.8	65	0	85	84	6	62	513	15.1
Career	138	134	4137	30.0	626	1389	.451	179	443	.404	446	576	.774	162	408	570	4.1	256	2	352	345	29	233	1877	13.6

TIFFANY MITCHELL (CONTINUED)

- Led team in points and assist vs. #16/19 Florida (Feb. 11), knocking down three timely 3s and all seven of her free throws
- Scored 18 of her 20 points in the second half at #10/10 Texas A&M (Jan. 31), including seven during South Carolina's 13-2 fourth-quarter run that grabbed control of the game
- Willed Gamecocks to victory at #10/10 Mississippi State (Jan. 24), scoring seven straight points to stretch one-point lead to six with 2:34 to go, adding clutch free throws in final :10 for second 20-point game
- Tallied nine second-half points at #9/9 Kentucky (Jan. 14), converting a key three-point play late in the third quarter to give team its first lead
- Scored eight points of 10-2 third-quarter run after #20/- Missouri (Jan. 10) opened the period on a 12-4 surge
- Powered team to win at Vanderbilt (Jan. 7) with seven of her season-high 22 points during 10-3 third-quarter run that put team ahead for good, adding seven of fourth quarter's first eight points
- Netted four of her 17 points at UCLA (Nov. 22) during 10-4 run over final 4:05 to deliver the win



2015-16 South Carolina Basketball #3/2 South Carolina Individual Game-by-Game (as of Mar 20, 2016) All games



#25 MITCHELL, Tiffany

Opponent	Date	gs	min	Total		3-Pointers		Free throws		Rebounds				pf	a	t/o	blk	stl	pts	avg	
				fg-fga	pct	3fg-fga	pct	ft-fga	pct	off	def	tot	avg								
#6/10 OHIO STATE	11/13/15	*	32	6-12	.500	2-4	.500	1-2	.500	1	2	3	3.0	4	3	8	1	4	15	15.0	
UNCG	11/15/15	*	23	3-11	.273	2-7	.286	2-2	1.000	0	2	2	2.5	2	5	1	0	2	10	12.5	
at Clemson	11/18/15	*	25	6-12	.500	4-7	.571	2-4	.500	3	2	5	3.3	1	0	1	0	4	18	14.3	
at UCLA	11/22/15	*	34	5-12	.417	1-5	.200	6-6	1.000	2	3	5	3.8	2	2	6	0	1	17	15.0	
vs #16/18 Arizona State	11/27/15	*	36	2-7	.286	0-3	.000	2-2	1.000	0	1	1	3.2	2	1	2	0	2	6	13.2	
vs CSU Bakersfield	11/28/15	*	32	3-9	.333	0-2	.000	7-8	.875	0	1	1	2.8	0	1	1	0	0	13	13.2	
at Hawaii	11/29/15	*	29	5-10	.500	2-5	.400	2-2	1.000	1	1	2	2.7	2	2	3	0	0	14	13.3	
#14/13 DUKE	12/06/15	*	35	3-13	.231	1-5	.200	5-6	.833	2	2	4	2.9	3	2	3	1	0	12	13.1	
WINTHROP	12/13/15	*	22	4-8	.500	3-6	.500	1-2	.500	1	4	5	3.1	0	3	4	0	1	12	13.0	
HAMPTON	12/16/15	*	29	4-11	.364	3-6	.500	6-8	.750	4	2	6	3.4	1	2	0	0	1	17	13.4	
vs East Carolina	12/20/15	*	24	5-9	.556	1-3	.333	7-8	.875	0	1	1	3.2	2	3	1	0	2	18	13.8	
ELON	12/22/15	*	34	7-15	.467	3-6	.500	1-1	1.000	2	2	4	3.3	1	2	1	1	1	18	14.2	
ARKANSAS	01/03/16	*	26	4-9	.444	2-5	.400	2-3	.667	0	3	3	3.2	0	4	3	0	2	12	14.0	
at Vanderbilt	01/07/16	*	34	8-15	.533	3-6	.500	3-6	.500	1	1	2	3.1	3	5	2	0	2	22	14.6	
#20/- MISSOURI	01/10/16	*	31	5-12	.417	1-5	.200	8-9	.889	0	2	2	3.1	2	2	2	0	3	19	14.9	
at #9/9 Kentucky	01/14/16	*	31	5-13	.385	1-5	.200	5-5	1.000	1	1	2	3.0	3	2	2	0	1	16	14.9	
#15/11 TEXAS A&M	01/17/16	*	40	4-13	.308	1-5	.200	2-5	.400	2	2	4	3.1	1	2	3	0	4	11	14.7	
at Auburn	01/21/16	*	24	4-10	.400	1-3	.333	4-4	1.000	1	0	1	2.9	1	5	1	0	3	13	14.6	
at #10/10 Mississippi State	01/24/16	*	37	6-15	.400	1-7	.143	8-9	.889	0	2	2	2.9	3	2	7	0	0	21	14.9	
OLE MISS	01/28/16	*	26	6-11	.545	3-6	.500	0-0	.000	1	3	4	3.0	2	4	2	1	1	15	15.0	
at #10/10 Texas A&M	01/31/16	*	38	7-17	.412	1-6	.167	5-5	1.000	3	1	4	3.0	4	2	3	0	3	20	15.2	
#18/18 KENTUCKY	02/04/16	*	10	1-2	.500	0-0	.000	0-0	.000	0	0	0	2.9	1	0	3	0	1	2	14.6	
#1/1 UCONE	02/08/16	*	39	4-12	.333	2-5	.400	2-2	1.000	0	5	5	3.0	1	0	2	1	2	12	14.5	
#16/19 FLORIDA	02/11/16	*	35	6-15	.400	3-6	.500	7-7	1.000	0	3	3	3.0	1	4	3	0	1	22	14.8	
at #24/- Tennessee	02/15/16	*	34	4-12	.333	1-5	.200	3-4	.750	1	1	2	2.9	4	2	2	0	0	12	14.7	
GEORGIA	02/18/16	*	38	5-12	.417	2-6	.333	7-8	.875	0	4	4	3.0	1	4	2	1	3	19	14.8	
at Alabama	02/22/16	*	28	4-12	.333	2-5	.400	0-0	.000	0	1	1	2.9	2	1	1	0	1	10	14.7	
at Ole Miss	02/25/16	*	29	3-7	.429	1-3	.333	5-6	.833	1	3	4	2.9	4	1	4	0	3	12	14.6	
LSU	02/28/16	*	30	7-12	.583	4-8	.500	6-7	.857	1	0	1	2.9	2	5	1	0	3	24	14.9	
vs Auburn	03/04/16	*	31	2-11	.182	0-4	.000	4-5	.800	0	1	1	2.8	2	3	2	0	1	8	14.7	
vs #13/13 Kentucky	03/05/16	*	28	8-16	.500	4-8	.500	0-0	.000	2	2	4	2.8	2	2	2	0	3	20	14.8	
vs #16/16 Mississippi State	03/06/16	*	36	7-15	.467	2-5	.400	3-4	.750	1	2	3	2.8	2	5	0	0	1	19	15.0	
JACKSONVILLE	03/18/16	*	27	5-11	.455	2-6	.333	2-2	1.000	0	1	1	2.8	2	1	5	0	2	14	14.9	
KANSAS STATE	03/20/16	*	31	7-13	.538	1-4	.250	5-8	.625	2	2	4	2.8	2	3	1	0	4	20	15.1	
Totals			33	1038	165-394	.419	60-172	.349	123-150	.820	33	63	96	2.8	65	85	84	6	62	513	15.1

Games played: 34
Minutes/game: 30.5
Points/game: 15.1
FG Pct: 41.9
3FG Pct: 34.9
FT Pct: 82.0

Rebounds/game: 2.8
Assists/game: 2.5
Turnovers/game: 2.5
Assist/turnover ratio: 1.0
Steals/game: 1.8
Blocks/game: 0.2



TINA ROY

5-11 • Sr. • G • Kaplan, La. • Kaplan
Major: Retail Management



Career Highlights

Two-time SEC Academic Honor Roll

2015-16

- Selected team captain
- Has played in every game, starting 13
- In league play, led the SEC in 3-point percentage (.387) and was second in 3-pointers per game (2.3); overall, ranks fifth in 3s made per game (1.8)
- Has led the team in scoring twice – at UCLA, vs. Arkansas
- Dished out a team-high assists 11 times – UNCG, at UCLA, vs. Arizona St., Mizzou, at Ky., at Miss. St., Ky., UConn, Fla., at Tenn., at Ala.
- Totaled nine points in 10 minutes of action in SEC Tournament semifinal against #13/13 Kentucky (Mar. 5) converting each of her three 3-point attempts, all of which came in the fourth quarter
- Capped a 22-7 second-quarter run against LSU (Feb. 28) with one of her three 3-pointers in the game
- Fueled 12-2 fourth-quarter run at #24/- Tennessee (Feb. 15) with two 3-pointers, the last of which gave Gamecocks their first double-digit lead of the contest
- Hit a pair of first-half 3s against #16/19 Florida (Feb. 11) to help establish 12-point halftime lead
- Started against #18/18 Kentucky (Feb. 4) contributing on both ends with two steals, a team-high four assists and five timely points, including a free-throw-line jumper after the Wildcats got within three points in fourth quarter
- Well-rounded effort against Ole Miss (Jan. 28) matching career high with three steals to go with three 3s and four assists
- Opened and closed 11-4 run at end of second quarter at #10/10 Mississippi State (Jan. 24) with 3-pointers and added a third to cap a 7-0 run that ended a 35-35 tie midway through the fourth quarter
- Helped spark an 18-0 run in the second quarter at Auburn (Jan. 21) with a pair of 3-pointers in a 2:00 span, the second of which gave team a lead it never relinquished
- Knocked down two of her four 3-pointers in a span of 97 seconds late in the third quarter at #9/9 Kentucky (Jan. 14) to help the Gamecocks stay within three of the lead
- Hit three of her four 3-pointers at Vanderbilt (Jan. 7) in the second half, including one at the end of the third quarter to put Gamecocks in front going into the fourth and another late in the fourth after Commodores pulled within three
- Buried back-to-back 3s as part of 20-2 run to open the second quarter against Arkansas (Jan. 3), finishing with career-best seven 3-pointers to tie the South Carolina record against an SEC opponent
- Went 3-of-3 from the behind the arc against Elon (Dec. 22), netting at least three 3s for the third time this season
- Matched her career high with five 3s at UCLA (Nov. 22), including one to open the fourth quarter to launch the Gamecocks' 23-17 final period to overcome three-point deficit
- Hit a clutch 3 in the third quarter against #6/10 Ohio State (Nov. 13), tying the game as part of an 8-2 run to close the period

Career NCAA Tournament Game-by-Game

Date	Opponent	GS	MIN	FG-A	3FG-A	FT-A	Reb	PF	A	TO	B	S	TP
3/17/12	Eastern Michigan	20	2-9	2-7	0-0	1	2	2	1	0	0	0	6
3/19/12	at #13/15 Purdue	8	1-4	1-4	0-0	0	1	0	1	0	0	0	3
3/24/12	#2/2 Stanford	4	0-1	0-1	0-0	0	0	0	0	0	0	0	0
3/23/14	CS Northridge	22	2-5	1-3	0-0	4	0	1	0	0	0	0	5
3/25/14	Oregon St.	6	0-0	0-0	0-0	0	1	0	0	0	0	0	0
3/30/14	#12/13 N. Carolina	9	1-3	0-2	0-0	1	1	2	2	0	1	2	2
3/20/15	Savannah St.	14	0-2	0-2	0-0	1	0	1	0	0	0	0	0
3/22/15	Syracuse	13	1-4	1-4	0-0	2	1	1	0	0	0	0	3
3/27/15	#15/12 N. Carolina	29	4-8	4-8	0-1	5	0	0	0	0	0	0	12
3/29/15	#7/7 Florida St.	6	1-2	1-1	0-0	0	0	0	1	0	0	0	3
4/5/15	#2/2 Notre Dame	17	1-5	0-3	0-0	2	0	2	0	0	0	0	2
3/18/16	Jacksonville	17	2-6	1-5	0-0	3	0	1	1	0	0	0	5
3/20/16	Kansas St.	13	2-6	2-6	0-0	5	1	0	2	0	0	0	6
Totals		0	178	17-55	13-46	0-1	24	7	10	8	0	1	47
			13.7	.309	.283	.000	1.8	0.8					3.6

Career Stats at South Carolina

Year	GP	GS	Min	Avg	FG	FGA	Pct	3FG	FGA	Pct	FT	FTA	Pct	Off	Def	Tot	Avg	PF	FO	A	TO	Blk	Stl	Pts	Avg
2011-12	34	0	383	11.3	53	181	.293	32	127	.252	10	22	.455	20	29	49	1.4	20	0	10	15	1	9	148	4.4
2012-13	— Did Not Play —																								
2013-14	34	1	553	16.3	44	146	.301	20	86	.233	14	23	.609	13	56	69	2.0	19	0	48	23	9	6	122	3.6
2014-15	36	0	568	15.8	59	152	.388	46	119	.387	2	5	.400	8	59	67	1.9	19	0	78	34	5	7	166	4.6
2015-16	34	13	681	20.0	66	197	.335	61	169	.361	5	11	.455	10	45	55	1.6	12	0	74	34	1	14	198	5.8
Career	138	14	2185	15.8	222	676	.328	159	501	.317	31	61	.508	51	189	240	1.7	70	0	210	106	16	36	634	4.6

Miscellaneous

	Season	Career
10+ Points	6	18
5+ Assists	0	5
Tim-High Points	2	4
Tim-High Assists	11	21

Career Highs

Pts21 vs. Arkansas, 1/3/16
Rebs 8 at Mississippi State, 2/6/14
Blks 2 at Mississippi State, 2/6/14
Stls3, 2x, last vs. Ole Miss, 1/28/16
Assts 10 vs. Savannah State, 12/14/14
Min 37 at UCLA, 11/22/15

2015-16 Highs

Pts 21 vs. Arkansas, 1/3
Rebs 5, 2x, last vs. Kansas St., 3/20
Blks 1 vs. Arizona State, 11/27
Stls 3 vs. Ole Miss, 1/28
Assts 6 vs. UNCG, 11/15
Min 37 at UCLA, 11/22

SEC Career Highs

Pts 21 vs. Arkansas, 1/3/16
Rebs 8 at Mississippi State, 2/6/14
Blks 2 at Mississippi State, 2/6/14
Stls 3 vs. Ole Miss, 1/28/16
Assts 4, 7x, last vs. Florida, 2/11/16
Min 35 at Kentucky, 1/14/16

NCAA Career Highs

Pts 12 vs. UNC, 3/27/15
Rebs 5, 2x, last vs. Kansas St., 3/20/16
Blks
Stls 1 vs. UNC, 3/30/14
Assts 2, 3x, last vs. Notre Dame, 4/5/15
Min 29 vs. UNC, 3/27/15



2015-16 South Carolina Basketball
#3/2 South Carolina Individual Game-by-Game (as of Mar 20, 2016)
All games



#23 ROY, Tina

Opponent	Date	gs	min	Total		3-Pointers		Free throws		Rebounds				pf	a	t/o	blk	stl	pts	avg	
				fg-fga	pct	3fg-fga	pct	ft-fa	pct	off	def	tot	avg								
#6/10 OHIO STATE	11/13/15	*	23	1-6	.167	1-6	.167	0-0	.000	0	1	1	1.0	2	1	1	0	0	3	3.0	
UNCG	11/15/15	*	19	3-8	.375	3-8	.375	0-0	.000	0	0	0	0.5	0	6	0	0	0	9	6.0	
at Clemson	11/18/15	*	22	1-6	.167	1-6	.167	0-0	.000	0	1	1	0.7	1	1	0	0	1	3	5.0	
at UCLA	11/22/15	*	37	6-14	.429	5-11	.455	0-0	.000	0	3	3	1.3	2	4	2	0	0	17	8.0	
vs #16/18 Arizona State	11/27/15	*	22	1-7	.143	1-3	.333	0-0	.000	0	2	2	1.4	0	3	2	1	0	3	7.0	
vs CSU Bakersfield	11/28/15	*	21	1-4	.250	1-4	.250	0-0	.000	1	4	5	2.0	0	3	0	0	0	3	6.3	
at Hawaii	11/29/15	*	9	0-1	.000	0-1	.000	0-0	.000	0	0	0	1.7	0	2	0	0	1	0	5.4	
#14/13 DUKE	12/06/15	*	16	1-3	.333	1-2	.500	0-0	.000	0	1	1	1.6	1	2	1	0	1	3	5.1	
WINTHROP	12/13/15	*	11	1-6	.167	1-6	.167	0-0	.000	0	0	0	1.4	0	3	0	0	0	3	4.9	
HAMPTON	12/16/15		24	0-3	.000	0-2	.000	0-0	.000	0	3	3	1.6	0	3	1	0	0	0	4.4	
vs East Carolina	12/20/15		12	1-5	.200	1-4	.250	0-0	.000	1	2	3	1.7	0	0	2	0	0	3	4.3	
ELON	12/22/15		11	3-3	1.000	3-3	1.000	0-0	.000	0	0	0	1.6	0	1	0	0	0	9	4.7	
ARKANSAS	01/03/16	*	29	7-13	.538	7-12	.583	0-0	.000	0	1	1	1.5	0	3	0	0	1	21	5.9	
at Vanderbilt	01/07/16		20	4-8	.500	4-6	.667	1-2	.500	0	1	1	1.5	0	1	2	0	1	13	6.4	
#20/- MISSOURI	01/10/16		16	1-5	.200	1-5	.200	0-3	.000	0	2	2	1.5	0	2	2	0	0	3	6.2	
at #9/9 Kentucky	01/14/16		35	4-11	.364	4-9	.444	0-0	.000	1	2	3	1.6	1	4	2	0	1	12	6.6	
#15/11 TEXAS A&M	01/17/16		13	0-3	.000	0-3	.000	0-0	.000	0	2	2	1.6	1	1	0	0	0	0	6.2	
at Auburn	01/21/16		20	4-7	.571	4-7	.571	0-0	.000	0	0	0	1.6	0	2	0	0	0	12	6.5	
at #10/10 Mississippi State	01/24/16		27	4-6	.667	3-4	.750	0-0	.000	0	1	1	1.5	1	2	3	0	0	11	6.7	
OLE MISS	01/28/16		20	3-9	.333	3-9	.333	0-0	.000	0	0	0	1.5	0	4	1	0	3	9	6.9	
at #10/10 Texas A&M	01/31/16		18	0-3	.000	0-3	.000	1-2	.500	0	1	1	1.4	0	1	2	0	1	1	6.6	
#18/18 KENTUCKY	02/04/16	*	33	2-11	.182	1-8	.125	2-2	1.000	0	1	1	1.4	1	4	0	0	2	7	6.6	
#11/1 UCONN	02/08/16	*	19	0-3	.000	0-2	.000	0-0	.000	1	1	2	1.4	0	2	2	0	0	0	6.3	
#16/19 FLORIDA	02/11/16		26	2-8	.250	2-8	.250	0-0	.000	0	2	2	1.5	0	4	1	0	1	6	6.3	
at #24/- Tennessee	02/15/16		26	3-7	.429	2-4	.500	0-0	.000	2	1	3	1.5	0	3	1	0	0	8	6.4	
GEORGIA	02/18/16		22	1-7	.143	1-5	.200	0-0	.000	2	1	3	1.6	0	1	1	0	1	3	6.2	
at Alabama	02/22/16		17	1-4	.250	1-4	.250	0-0	.000	0	1	1	1.6	0	3	2	0	0	3	6.1	
at Ole Miss	02/25/16		14	0-0	.000	0-0	.000	0-0	.000	0	1	1	1.5	1	3	1	0	0	0	5.9	
LSU	02/28/16	*	28	3-6	.500	3-6	.500	0-0	.000	0	2	2	1.6	0	3	0	0	0	9	6.0	
vs Auburn	03/04/16		25	1-4	.250	1-3	.333	1-2	.500	0	2	2	1.6	0	1	2	0	0	4	5.9	
vs #13/13 Kentucky	03/05/16		10	3-3	1.000	3-3	1.000	0-0	.000	0	0	0	1.5	0	0	0	0	0	9	6.0	
vs #16/16 Mississippi State	03/06/16		6	0-1	.000	0-1	.000	0-0	.000	0	0	0	1.5	0	0	0	0	0	0	5.8	
JACKSONVILLE	03/18/16		17	2-6	.333	1-5	.200	0-0	.000	1	2	3	1.5	0	1	1	0	0	5	5.8	
KANSAS STATE	03/20/16		13	2-6	.333	2-6	.333	0-0	.000	1	4	5	1.6	1	0	2	0	0	6	5.8	
Totals			13	681	66-197	.335	61-169	.361	5-11	.455	10	45	55	1.6	12	74	34	1	14	198	5.8

Games played: 34
 Minutes/game: 20.0
 Points/game: 5.8
 FG Pct: 33.5
 3FG Pct: 36.1
 FT Pct: 45.5

Rebounds/game: 1.6
 Assists/game: 2.2
 Turnovers/game: 1.0
 Assist/turnover ratio: 2.2
 Steals/game: 0.4
 Blocks/game: 0.0



KHADIJAH SESSIONS

5-8 • Sr. • G • Myrtle Beach, S.C. • Myrtle Beach
Major: Hotel, Restaurant, Tourism Management



Career Highlights

2016 SEC Community Service Team (women's basketball) | 2012 Parade All-America (HS)
Three-time SEC Academic Honor Roll | 2012 SCBA Class 4A Player of the Year

2015-16

- Selected team captain
- Ranked fourth in SEC in steals in league play (2.1) and is fifth overall (2.1)
- Has led the team in assists 11 times – Ohio State, at Clemson, at Hawaii, Winthrop, Elon, Arkansas, Ole Miss, UConn, Florida, at Alabama, Jacksonville – and handed out five or more assists three times this season
- Was outstanding defensively throughout the SEC Tournament while scoring in double figures the last two games – shot 53.8 percent from the field, including 3-of-4 from 3-point range, for 8.7 points per game at the event
- Tallied seven of her 11 points in the SEC Tournament final against #16/16 Mississippi State (Mar. 6) in the first quarter, including the first two and the last three of a 10-2 run in the final 1:47 of the period to give the Gamecocks a 20-15 lead heading, and held Bulldog top scorer Victoria Vivians scoreless in the fourth quarter to stymie any comeback
- Was aggressive on the boards at Alabama (Feb. 22), collecting a career-best 11 rebound, including six in the first quarter
- Set the defensive tone against Georgia (Feb. 18), totaling career-best six steals, the last of which set up a layup with 1:22 left as key part of final 11-6 run that sealed the win
- Scored four of her season-high 13 points at #24/- Tennessee (Feb. 15) from the free throw line in the final 39 seconds to hold off a late rally by the Lady Vols
- Knocked down a 70-foot, third-quarter buzzer beater to give the Gamecocks momentum and a 57-53 lead over #18/18 Kentucky (Feb. 4) heading into the final period
- Finished in double figures at #10/10 Texas A&M (Jan. 31), capping off South Carolina's 10-0 fourth-quarter run with a layup in transition for a 60-54 lead midway through the period and hit a pair of free throws in the final 1:00 to help seal the win
- Continued her clutch shooting with a pair of midrange jumpers in the final 2:34 at #10/10 Mississippi State (Jan. 24), including one with 30 seconds to go in a two-point game
- Bounced back from early high contusion against #15/11 Texas A&M (Jan. 17) to swipe two of her four steals in the final 5:12 then sink the game-winning free throw with less than a second to play
- Scored five of her eight points against #9/9 Kentucky (Jan. 14) in the fourth quarter, scoring four points of a 6-0 run that brought Gamecocks within one late in the third quarter then knocking down a fourth-quarter 3-pointer as part of the 15-2 run that won the game
- Great ball pressure against #20/- Missouri (Jan. 10) helped harass Tigers into 20 turnovers
- Hit a pair of clutch fourth-quarter 3-pointers at Vanderbilt (Jan. 7), the first coming in a one-point game with 4:00 to play and the second after 'Dores drew within three inside 2:00 left
- Was critical to 20-2 run that opened second quarter against Arkansas (Jan. 3), making two key defensive plays and handing out assists on two of the three 3-pointers that launched the surge
- Served as a catalyst for the South Carolina offense against Winthrop (Dec. 13), dishing out six assists

Miscellaneous

	Season	Career
10+ Points	9	29
5+ Assists	3	13
Tm-High Points	0	3
Tm-High Assists	11	33

Career Highs

Pts	19 vs. Auburn, 2/3/13
Rebs	11 at Alabama, 2/22/16
Blks	1, 11x, last vs. Miss. State, 3/5/16
Stls	6 vs. Georgia, 2/18/16
Assts	8 vs. NC Central, 12/1/14
Min	39 at Texas A&M, 1/31/16

2015-16 Highs

Pts	13, 2x, last vs. Georgia, 2/18
Rebs	11 at Alabama, 2/22
Blks	1, 3x, last vs. Mississippi State, 3/5
Stls	6 vs. Georgia, 2/18
Assts	6 vs. Winthrop, 12/13
Min	39 at Texas A&M, 1/31

SEC Career Highs

Pts	19 vs. Auburn, 2/3/13
Rebs	11 at Alabama, 2/22/16
Blks	1, 4x, last at Texas A&M, 1/31/16
Stls	6 vs. Georgia, 2/18/16
Assts	7 at Arkansas, 2/19/15
Min	39 at Texas A&M, 1/31/16

NCAA Career Highs

Pts	13 vs. Oregon St., 3/25/14
Rebs	4, 2x, last vs. Jacksonville, 3/18/16
Blks	3 vs. South Dakota St., 3/23/13
Stls	5 vs. Jacksonville, 3/18/16
Assts	4 vs. Jacksonville, 3/18/16
Min	33, 2x, last vs. Oregon St., 3/25/14

Career NCAA Tournament Game-by-Game

Date	Opponent	GS	MIN	FG-A	3FG-A	FT-A	Reb	PF	A	TO	B	S	TP
3/23/13	South Dakota St.		20	0-2	0-1	5-6	1	2	2	1	0	0	5
3/25/13	Kansas		14	1-3	0-1	2-2	0	0	1	0	0	0	4
3/23/14	CS Northridge	*	33	1-3	0-1	4-4	1	4	3	1	0	0	6
3/25/14	Oregon St.	*	33	3-9	1-1	6-8	4	3	2	1	0	3	13
3/30/14	#12/13 N. Carolina	*	24	0-8	0-2	0-0	3	2	1	1	0	0	0
3/20/15	Savannah St.	*	14	3-4	1-2	3-3	2	3	0	1	0	2	10
3/22/15	Syracuse	*	18	1-2	0-1	0-0	2	2	2	1	0	1	2
3/27/15	#15/12 N. Carolina	*	11	0-2	0-1	0-0	3	1	2	1	0	0	0
3/29/15	#7/7 Florida St.	*	30	1-2	0-0	2-4	3	4	1	1	0	4	4
4/5/15	#2/2 Notre Dame	*	12	2-5	1-2	0-0	0	1	2	0	0	2	5
3/18/16	Jacksonville	*	27	2-5	0-1	4-4	4	1	4	1	0	5	8
3/20/16	Kansas St.	*	22	3-5	0-2	0-0	2	2	2	2	0	2	6
Totals		10	258	17-50	3-15	26-31	25	25	22	12	1	19	63
			21.5	.340	.200	.839	2.1	1.8					5.3

- Matched career highs in steals (4) and minutes played (37) against #14/13 Duke (Dec. 6), picking up last two steals in final 5:03 to spark 15-5 run that turned one-point deficit into victory
- At Rainbow Wahine Showdown, averaged 8.3 points on 56.3 percent shooting (9-of-16) to go with eight steals
- Scored all 11 points at Hawaii (Nov. 29) in the second half, including nine during a 17-6 run to close the third quarter after UH had closed within five
- Grabbed three offensive rebounds against #16/18 Arizona State (Nov. 27)
- Swiped four steals against #6/10 Ohio State (Nov. 13) and applied pressure to the Buckeyes' defense early with strong drives to the basket

Career Stats at South Carolina

Year	GP	GS	Min	Avg	FG	FGA	Pct	3FG	FGA	Pct	FT	FTA	Pct	Off	Def	Tot	Avg	PF	FO	A	TO	Blk	Stl	Pts	Avg
2012-13	33	3	570	17.3	53	151	.351	13	54	.241	72	109	.661	22	24	46	1.4	43	0	36	49	3	21	191	5.8
2013-14	29	26	761	26.2	58	159	.365	18	59	.305	74	109	.679	9	38	47	1.6	60	0	77	45	1	28	208	7.2
2014-15	37	36	814	22.0	59	147	.401	20	64	.313	27	51	.529	26	63	89	2.4	63	0	105	49	4	68	165	4.5
2015-16	34	34	870	25.6	69	151	.457	20	51	.392	69	107	.645	23	66	89	2.6	71	1	76	50	3	70	227	6.7
Career	133	99	3015	22.7	239	608	.393	71	228	.311	242	370	.654	80	191	271	2.0	237	1	294	193	11	187	791	5.9



2015-16 South Carolina Basketball
#3/2 South Carolina Individual Game-by-Game (as of Mar 20, 2016)
All games



#05 SESSIONS, Khadijah

Opponent	Date	gs	min	Total		3-Pointers		Free throws		Rebounds				pf	a	t/o	blk	stl	pts	avg	
				fg-fga	pct	3fg-fga	pct	ft-fa	pct	off	def	tot	avg								
#6/10 OHIO STATE	11/13/15	*	36	3-8	.375	0-0	.000	6-8	.750	0	3	3	3.0	4	3	3	0	4	12	12.0	
UNCG	11/15/15	*	18	1-2	.500	0-0	.000	0-0	.000	0	1	1	2.0	2	4	0	0	2	2	7.0	
at Clemson	11/18/15	*	19	0-1	.000	0-1	.000	0-0	.000	0	2	2	2.0	2	5	1	0	1	0	4.7	
at UCLA	11/22/15	*	23	0-1	.000	0-1	.000	0-0	.000	1	4	5	2.8	4	1	4	0	0	0	3.5	
vs #16/18 Arizona State	11/27/15	*	30	2-7	.286	0-2	.000	2-2	1.000	3	0	3	2.8	1	0	1	0	2	6	4.0	
vs CSU Bakersfield	11/28/15	*	26	3-4	.750	0-0	.000	2-3	.667	1	0	1	2.5	1	1	0	0	2	8	4.7	
at Hawaii	11/29/15	*	21	4-5	.800	1-2	.500	2-2	1.000	1	3	4	2.7	4	4	1	0	4	11	5.6	
#14/13 DUKE	12/06/15	*	37	2-4	.500	0-1	.000	1-6	.167	2	3	5	3.0	1	1	1	0	4	5	5.5	
WINTHROP	12/13/15	*	15	2-3	.667	0-1	.000	0-0	.000	0	1	1	2.8	2	6	1	0	1	4	5.3	
HAMPTON	12/16/15	*	17	2-3	.667	1-1	1.000	0-0	.000	0	4	4	2.9	2	2	3	0	0	5	5.3	
vs East Carolina	12/20/15	*	22	1-5	.200	0-2	.000	3-4	.750	0	2	2	2.8	2	3	2	0	1	5	5.3	
ELON	12/22/15	*	24	2-4	.500	1-2	.500	1-2	.500	1	1	2	2.8	3	4	1	0	2	6	5.3	
ARKANSAS	01/03/16	*	25	3-4	.750	1-1	1.000	0-0	.000	1	2	3	2.8	0	4	1	1	3	7	5.5	
at Vanderbilt	01/07/16	*	30	3-5	.600	2-3	.667	2-3	.667	3	1	4	2.9	1	0	0	0	3	10	5.8	
#20/- MISSOURI	01/10/16	*	23	2-6	.333	1-2	.500	4-4	1.000	0	0	0	2.7	2	1	0	0	1	9	6.0	
at #9/9 Kentucky	01/14/16	*	29	3-5	.600	1-1	1.000	1-3	.333	1	0	1	2.6	4	3	2	0	0	8	6.1	
#15/11 TEXAS A&M	01/17/16	*	34	3-5	.600	0-2	.000	2-4	.500	0	2	2	2.5	3	2	2	0	4	8	6.2	
at Auburn	01/21/16	*	26	1-1	1.000	1-1	1.000	2-2	1.000	0	3	3	2.6	3	1	3	0	3	5	6.2	
at #10/10 Mississippi State	01/24/16	*	29	4-6	.667	0-1	.000	2-2	1.000	0	4	4	2.6	5	1	2	0	1	10	6.4	
OLE MISS	01/28/16	*	25	1-4	.250	0-2	.000	2-4	.500	1	1	2	2.6	1	5	0	0	1	4	6.3	
at #10/10 Texas A&M	01/31/16	*	39	3-8	.375	1-2	.500	3-5	.600	0	2	2	2.6	2	3	2	1	3	10	6.4	
#18/18 KENTUCKY	02/04/16	*	30	3-5	.600	1-3	.333	2-4	.500	0	4	4	2.6	0	1	3	0	2	9	6.5	
#1/1 UCONN	02/08/16	*	23	1-6	.167	0-0	.000	2-3	.667	0	1	1	2.6	1	2	0	0	1	4	6.4	
#16/19 FLORIDA	02/11/16	*	23	1-2	.500	1-2	.500	3-4	.750	0	0	0	2.5	4	4	2	0	0	6	6.4	
at #24/- Tennessee	02/15/16	*	27	2-4	.500	1-2	.500	8-11	.727	0	2	2	2.4	4	0	0	0	1	13	6.7	
GEORGIA	02/18/16	*	37	3-8	.375	2-4	.500	5-10	.500	0	1	1	2.4	3	2	2	0	6	13	6.9	
at Alabama	02/22/16	*	30	1-6	.167	1-3	.333	1-4	.250	3	8	11	2.7	2	3	2	0	0	4	6.8	
at Ole Miss	02/25/16	*	12	0-3	.000	0-1	.000	0-0	.000	1	1	2	2.7	2	1	3	0	3	0	6.6	
LSU	02/28/16	*	20	1-3	.333	1-1	1.000	0-0	.000	0	0	0	2.6	1	0	1	0	3	3	6.4	
vs Auburn	03/04/16	*	12	0-0	.000	0-0	.000	5-7	.714	0	1	1	2.5	0	0	2	0	0	5	6.4	
vs #13/13 Kentucky	03/05/16	*	26	3-7	.429	2-3	.667	2-2	1.000	1	2	3	2.5	0	2	1	1	3	10	6.5	
vs #16/16 Mississippi State	03/06/16	*	33	4-6	.667	1-1	1.000	2-4	.500	1	3	4	2.6	2	1	1	0	2	11	6.7	
JACKSONVILLE	03/18/16	*	27	2-5	.400	0-1	.000	4-4	1.000	1	3	4	2.6	1	4	1	0	5	8	6.7	
KANSAS STATE	03/20/16	*	22	3-5	.600	0-2	.000	0-0	.000	1	1	2	2.6	2	2	2	0	2	6	6.7	
Totals			34	870	69-151	.457	20-51	.392	69-107	.645	23	66	89	2.6	71	76	50	3	70	227	6.7

Games played: 34
 Minutes/game: 25.6
 Points/game: 6.7
 FG Pct: 45.7
 3FG Pct: 39.2
 FT Pct: 64.5

Rebounds/game: 2.6
 Assists/game: 2.2
 Turnovers/game: 1.5
 Assist/turnover ratio: 1.5
 Steals/game: 2.1
 Blocks/game: 0.1



JATARIE WHITE

6-4 • So. • F • Charlotte, N.C. • Providence Day
Major: Public Relations/Advertising



Career Highlights

2014 McDonald's All-America
2014 WBCA All-America

Charlotte Observer Player of the Year (2013, 2014)
North Carolina Miss Basketball (2013, 2014)

2015-16

- Has seen time in 31 games, missing three due to illness, returning in the regular-season finale against LSU (Feb. 28)
- Led the team in rebounding once – at Clemson
- Was solid in relief of ailing starting frontcourt against Kansas State (Mar. 20) in second round of NCAA Tournament, handing out career-high three assists and working hard on the defensive end
- Capped South Carolina's 16-0 second-quarter run against #16/19 Florida (Feb. 11) with a layup and scored six points over the final 3:46 of the half to help establish a 12-point halftime lead
- Played eight tough minutes at #10/10 Mississippi State (Jan. 24), recording a fourth-quarter steal
- Showed better poise inside at Auburn (Jan. 21) for nine points in SEC career-high tying 21 minutes
- Reached double figures for the second time this season against #20/- Missouri (Jan. 10), pouring in an SEC career-high 11 points
- Great offensive game against East Carolina (Dec. 20) with career-high 14 points on 5-of-8 shooting
- Scored all of her eight points against Hampton (Dec. 16) in the second half, shooting 3-of-5 from the field and grabbing five her seven rebounds in the final 20 minutes as well
- Notched career highs in rebounds (9) and blocks (4) in 18 minutes of action against Winthrop (Dec. 13)
- Played 19 minutes against #14/13 Duke (Dec. 6), finishing with five rebounds
- Grabbed five rebounds in just 11 minutes of action against CSU Bakersfield (Nov. 27)
- Started the second half at Clemson (Nov. 18) and was key part of 19-5 third-quarter run that broke open the game ... tied for team-high honors with six rebounds
- Great contributions against #6/10 Ohio State (Nov. 13), beyond the four points, three rebounds and two assists in the box score

Miscellaneous

	Season	Career
10+ Points	2	4
10+ Rebounds	0	0
Tm-High Points	0	0
Tm-High Rebs.	1	1

Career Highs

Pts14 vs. East Carolina, 12/20/15
Rebs9 vs. Winthrop, 12/13/15
Blks4 vs. Winthrop, 12/13/15
Stls2 vs. Syracuse, 3/22/15
Assts3 vs. Kansas St., 3/20/16
Min22 vs. San Diego St., 11/23/14

2015-16 Highs

Pts14 vs. East Carolina, 12/20
Rebs9 vs. Winthrop, 12/13
Blks4 vs. Winthrop, 12/13
Stls1, 6x, last vs. Florida, 2/11
Assts3 vs. Kansas St., 3/20
Min21, 3x, last vs. Kansas St., 3/20

SEC Career Highs

Pts11 v. Missouri, 1/10/16
Rebs7 at Georgia, 2/5/15
Blks2 at Georgia, 2/5/15
Stls1, 5x, last vs. Florida, 2/11/16
Assts2 vs. LSU, 2/12/15
Min21, 2x, last at Auburn, 1/21/16

NCAA Career Highs

Pts6 vs. Savannah St., 3/20/15
Rebs3, 2x, last vs. Kansas St., 3/20/16
Blks1 vs. Savannah St., 3/20/15
Stls2 vs. Syracuse, 3/22/15
Assts3 vs. Kansas St., 3/20/16
Min21 vs. Kansas St., 3/20/16

Career NCAA Tournament Game-by-Game

Date	Opponent	GS	MIN	FG-A	3FG-A	FT-A	Reb	PF	A	TO	B	S	TP
3/20/15	Savannah St.	12	2-2	0-0	2-2	3	1	0	1	1	0	0	6
3/22/15	Syracuse	9	0-0	0-0	0-0	1	0	1	0	0	2	0	0
3/27/15	#15/12 N. Carolina	0	0-0	0-0	0-0	0	0	0	0	0	0	0	0
3/29/15	#7/7 Florida St.	0	0-0	0-0	0-0	0	0	0	0	0	0	0	0
4/5/15	#2/2 Notre Dame	0	0-0	0-0	0-0	0	0	0	0	0	0	0	0
3/18/16	Jacksonville	10	0-4	0-0	2-2	1	1	0	0	0	0	0	2
3/20/16	Kansas St.	21	1-5	0-0	1-2	3	1	3	0	0	0	0	3
Totals		0	52	3-11	0-0	5-6	8	3	4	1	1	2	11
			13.0	.273	—	.833	2.0	1.0					2.8

Career Stats at South Carolina

Year	GP	GS	Min	Avg	FG	FGA	Pct	3FG	FGA	Pct	FT	FTA	Pct	Off	Def	Tot	Avg	PF	FO	A	TO	Blk	Stl	Pts	Avg
2014-15	20	0	184	9.2	20	49	.408	0	0	—	9	14	.643	16	28	44	2.2	20	0	7	14	5	7	49	2.5
2015-16	31	0	404	13.0	30	88	.341	0	3	.000	32	52	.615	26	67	93	3.0	57	0	18	21	13	6	92	3.0
Career	51	0	588	11.5	50	137	.365	0	3	.000	41	66	.621	42	95	137	2.7	77	0	25	35	18	13	141	2.8



2015-16 South Carolina Basketball
#3/2 South Carolina Individual Game-by-Game (as of Mar 20, 2016)
All games



#40 WHITE, Jatarie

Opponent	Date	gs	min	Total		3-Pointers		Free throws		Rebounds				pf	a	t/o	blk	stl	pts	avg
				fg-fga	pct	3fg-fga	pct	ft-fa	pct	off	def	tot	avg							
#6/10 OHIO STATE	11/13/15		15	1-3	.333	0-0	.000	2-3	.667	1	2	3	3.0	0	2	0	0	0	4	4.0
UNCG	11/15/15		13	2-4	.500	0-0	.000	1-2	.500	0	3	3	3.0	0	1	0	1	0	5	4.5
at Clemson	11/18/15		18	1-4	.250	0-0	.000	1-2	.500	4	2	6	4.0	3	2	0	1	0	3	4.0
at UCLA	11/22/15		12	0-2	.000	0-0	.000	2-2	1.000	0	2	2	3.5	2	0	0	0	0	2	3.5
vs #16/18 Arizona State	11/27/15		12	0-2	.000	0-0	.000	0-0	.000	1	1	2	3.2	3	0	1	0	0	0	2.8
vs CSU Bakersfield	11/28/15		11	1-2	.500	0-0	.000	0-2	.000	1	4	5	3.5	1	1	0	1	0	2	2.7
at Hawaii	11/29/15		14	0-2	.000	0-0	.000	0-0	.000	0	2	2	3.3	4	1	1	0	0	0	2.3
#14/13 DUKE	12/06/15		19	0-3	.000	0-0	.000	0-0	.000	1	4	5	3.5	2	1	2	0	1	0	2.0
WINTHROP	12/13/15		18	2-2	1.000	0-0	.000	0-0	.000	1	8	9	4.1	3	1	0	4	1	4	2.2
HAMPTON	12/16/15		21	3-8	.375	0-0	.000	2-2	1.000	2	5	7	4.4	4	0	4	1	0	8	2.8
vs East Carolina	12/20/15		19	5-8	.625	0-1	.000	4-6	.667	1	3	4	4.4	2	0	0	0	0	14	3.8
ELON	12/22/15		14	1-7	.143	0-0	.000	0-0	.000	0	2	2	4.2	2	0	0	0	0	2	3.7
ARKANSAS	01/03/16		18	0-5	.000	0-0	.000	1-2	.500	2	3	5	4.2	1	1	1	0	0	1	3.5
at Vanderbilt	01/07/16		18	0-0	.000	0-0	.000	2-4	.500	0	2	2	4.1	1	0	0	0	0	2	3.4
#20/- MISSOURI	01/10/16		18	3-5	.600	0-1	.000	5-6	.833	3	1	4	4.1	4	0	1	0	1	11	3.9
at #9/9 Kentucky	01/14/16		7	0-1	.000	0-0	.000	0-0	.000	2	3	5	4.1	1	0	2	1	0	0	3.6
#15/11 TEXAS A&M	01/17/16		5	0-0	.000	0-0	.000	0-0	.000	0	0	0	3.9	1	0	1	1	0	0	3.4
at Auburn	01/21/16		21	4-7	.571	0-1	.000	1-2	.500	1	1	2	3.8	2	0	0	0	0	9	3.7
at #10/10 Mississippi State	01/24/16		8	0-0	.000	0-0	.000	0-0	.000	0	0	0	3.6	0	0	1	0	1	0	3.5
OLE MISS	01/28/16		13	1-3	.333	0-0	.000	1-2	.500	1	1	2	3.5	1	0	0	0	1	3	3.5
at #10/10 Texas A&M	01/31/16		2	0-0	.000	0-0	.000	0-0	.000	0	0	0	3.3	1	0	0	0	0	0	3.3
#18/18 KENTUCKY	02/04/16		12	0-0	.000	0-0	.000	1-2	.500	1	2	3	3.3	3	1	1	0	0	1	3.2
#1/1 UCONN	02/08/16		9	1-2	.500	0-0	.000	2-2	1.000	0	1	1	3.2	2	1	1	0	0	4	3.3
#16/19 FLORIDA	02/11/16		10	2-3	.667	0-0	.000	2-4	.500	1	4	5	3.3	2	0	2	1	1	6	3.4
at #24/- Tennessee	02/15/16		3	0-0	.000	0-0	.000	0-0	.000	0	1	1	3.2	2	1	0	0	0	0	3.2
LSU	02/28/16		10	1-2	.500	0-0	.000	2-2	1.000	0	2	2	3.2	3	0	1	0	0	4	3.3
vs Auburn	03/04/16		11	0-2	.000	0-0	.000	0-0	.000	1	2	3	3.1	2	1	0	1	0	0	3.1
vs #13/13 Kentucky	03/05/16		11	0-1	.000	0-0	.000	0-3	.000	0	3	3	3.1	2	0	1	0	0	0	3.0
vs #16/16 Mississippi State	03/06/16		11	1-1	1.000	0-0	.000	0-0	.000	0	1	1	3.1	1	1	1	1	0	2	3.0
JACKSONVILLE	03/18/16		10	0-4	.000	0-0	.000	2-2	1.000	0	1	1	3.0	1	0	0	0	0	2	3.0
KANSAS STATE	03/20/16		21	1-5	.200	0-0	.000	1-2	.500	2	1	3	3.0	1	3	0	0	0	3	3.0
Totals		0	404	30-88	.341	0-3	.000	32-52	.615	26	67	93	3.0	57	18	21	13	6	92	3.0

Games played: 31
 Minutes/game: 13.0
 Points/game: 3.0
 FG Pct: 34.1
 3FG Pct: 0.0
 FT Pct: 61.5

Rebounds/game: 3.0
 Assists/game: 0.6
 Turnovers/game: 0.7
 Assist/turnover ratio: 0.9
 Steals/game: 0.2
 Blocks/game: 0.4



A'JA WILSON

6-5 • So. • F • Hopkins, S.C. • Heathwood Hall
Major: Broadcasting



Career Highlights

2016 All-America First Team (ESPN)
2016 SEC Player of the Year (Coaches)
2016 SEC Defensive Player of the Year (Coaches)
SEC Tournament All-Tournament Team
Wooden Final Ballot Top 15; Naismith Trophy Finalist; Wade Watch List
Two-time All-SEC First Team (2015, 2016)
USBWA Ann Meyers Drysdale Award Midseason Watch List
2015 USA Basketball Female Athlete of the Year
2015 Rainbow Wahine Showdown Tournament MVP

Four-time SEC Player of the Week
2015 All-America (Third Team, AP; Hon. Men, WBCA)
2015 SEC Freshman of the Year (Coaches, AP)
2015 SEC All-Freshman Team
USBWA National Freshman of the Week (Dec. 1-7)
Five-time SEC Freshman of the Week
2014 Nat'l HS Player of the Year (WBCA, Naismith, Parade)
2014 McDonald's and Parade (HS) All-America
Three-time SCISA Player of the Year

Miscellaneous

	Season	Career
Double-Double	13	18
20+ Points	7	12
10+ Points	27	56
10+ Rebounds	14	19
5+ Blocks	6	7
Tm-High Points	15	30
Tm-High Rebs.	14	23

2015-16

- Leads the SEC in two categories – blocks per game (3.1, 11th in nation) and field goal percentage (.529, 38th in nation) and is 35th in the country with 13 double-doubles ... Also among SEC's top five in rebounding (4th) and scoring (5th)
- Team's top scorer 15 times – Ohio St., UNCG, vs. Arizona St., vs. CSUB, at Hawaii, Duke, at Ky., Texas A&M, Ole Miss, at Texas A&M, UConn, at Tenn., at Ala., at Ole Miss, vs. Miss. St.
- Team's top rebounder 14 times – Ohio St., vs. Arizona St., vs. CSUB, at Hawaii, Duke, Elon, Ark., at Ky., at Miss. St., at Texas A&M, Georgia, LSU, vs. Miss. St., Jacksonville
- Became the second player in program history to reach 1,000 career points as a sophomore during the second round of the NCAA Tournament against Kansas State (Mar. 20)
- Provided consistent scoring in the early going in NCAA Tournament opener against Jacksonville (Mar. 18), racking up 11 points and seven rebounds in the first half
- Shot 11-of-12 from the free throw line and nearly averaged a double-double (15.0 ppg, 9.0 rpg) at the SEC Tournament
- Led team in points (19) and rebounds (13) in the championship of the SEC Tournament against #16/16 Mississippi State (Mar. 6), falling just short of a first-half double-double with nine points and 10 boards in the opening 20 minutes
- Helped South Carolina build an early double-digit advantage in the SEC Tournament semifinals (March 5) against #13/13 Kentucky with eight first-quarter points ... finished the contest 8-of-12 from the field
- Stopped an early second-quarter surge by LSU (Feb. 28) that cut the Gamecocks' lead to three by scoring five straight points and forcing a turnover to launch a 22-7 run
- Posted team's best perfect shooting night of the season (8-8) at Ole Miss (Feb. 25), netting eight points in game-changing 16-3 run to close the second quarter
- Provided the team's most consistent offense at #24/- Tennessee (Feb. 15), tallying 11 of the team's 24 first-half points and added six of the second half's first eight points to keep Lady Vols within reach
- Played just 23 minutes against #1/1 UConn (Feb. 8) due to injury, but tied for team-high honors with 13 points, including 4-of-4 shooting in first half
- Carried offense early at #10/10 Texas A&M (Jan. 31), scoring 17 of team's 25 first-half points and all eight of its second-quarter points, adding a putback and key defensive boards late in the game
- Overcame tough shooting night at #10/10 Mississippi State (Jan. 24) to record two of her four blocks and two of her 11 rebounds in the final 2:08, including one of each in the final 13 seconds
- Delivered second-straight 26-point, eight-block game, adding eight rebounds against #15/11 Texas A&M (Jan. 17), scoring team's first six points of second half to reclaim lead and adding five during 1:12 span of fourth quarter
- Powered win at #9/9 Kentucky (Jan. 14) with six of her career-high eight blocks coming in second half, along with 15 of her game-high 26 points, including eight in 15-2 fourth-quarter run

Career Highs

Pts 28 vs. Duke, 12/6/15
Rebs 19 at Kentucky, 3/1/15
Blks 8, 2x, last vs. Texas A&M, 1/17/16
Stls 3, 4x, last vs. C. Michigan, 12/20/14
Assts 4 vs. CSU Bakersfield, 11/28/15
Min 39 at Texas A&M, 1/31/16

2015-16 Highs

Pts 28 vs. Duke, 12/6
Rebs 14 vs. Ohio State, 11/13
Blks 8, 2x, last vs. Texas A&M, 1/17/16
Stls 2, 5x, last vs. Auburn, 3/4
Assts 4 vs. CSU Bakersfield, 11/28
Min 39 at Texas A&M, 1/31

SEC Career Highs

Pts 27 at Texas A&M, 1/31/16
Rebs 19 at Kentucky, 3/1/15
Blks 8, 2x, last vs. Texas A&M, 1/17/16
Stls 2, 3x, last vs. Florida, 2/11/16
Assts 3, 4x, last at Ole Miss, 2/25/16
Min 39 at Texas A&M, 1/31/16

NCAA Career Highs

Pts 20 vs. Notre Dame, 4/5/15
Rebs 11 vs. Jacksonville, 3/18/16
Blks 4 vs. Notre Dame, 4/5/15
Stls 1, 2x, last vs. Kansas St., 3/20/16
Assts 3 vs. Savannah St., 3/20/15
Min 29 vs. North Carolina, 3/27/15

Career NCAA Tournament Game-by-Game

Date	Opponent	GS	MIN	FG-A	3FG-A	FT-A	Reb	PF	A	T	B	S	TP
3/20/15	Savannah St.	20	7-9	0-0	1-3	9	2	3	1	0	0	15	
3/22/15	Syracuse	13	3-5	0-0	7-9	4	2	1	0	1	0	13	
3/27/15	#15/12 N. Carolina	29	1-2	0-0	2-2	2	3	0	2	2	0	4	
3/29/15	#7/7 Florida St.	14	3-6	0-0	4-5	2	3	1	1	0	0	10	
4/5/15	#2/2 Notre Dame	24	8-11	0-0	4-5	9	0	2	2	4	1	20	
3/18/16	Jacksonville	* 26	6-16	0-0	3-7	11	1	1	1	3	0	15	
3/20/16	Kansas St.	* 15	2-9	0-0	4-4	5	2	0	2	3	1	8	
Totals		2	141	30-58	0-0	25-35	42	13	8	9	13	2	85
			20.1	.517	—	.714	6.0	1.1					12.1

- Nearly got double-double in first half vs. #20/- Missouri (Jan. 10) to go with six blocks
- Scored career-high 28 points against #14/13 Duke (Dec. 6), including 20 in the second half and 12 of the team's 16 in the third quarter
- Grabbed three of her fourth-quarter rebounds, including two offensive, in the final seven seconds of tie game, getting fouled on the final one and hitting two free throws with 0.6 seconds to deliver the win over #16/18 Arizona State (Nov. 27)

Career Stats at South Carolina

Year	GP	GS	Min	Avg	FG	FGA	Pct	3FG	FGA	Pct	FT	FTA	Pct	Off	Def	Tot	Avg	PF	FO	A	TO	Blk	Stl	Pts	Avg
2014-15	37	1	734	19.8	177	329	.538	1	3	.333	131	198	.662	78	165	243	6.6	72	1	37	62	65	32	486	13.1
2015-16	32	31	860	26.9	199	376	.529	0	0	—	117	162	.722	86	191	277	8.7	74	1	44	70	100	23	515	16.1
Career	69	32	1594	23.1	376	705	.533	1	3	.333	248	360	.689	164	356	520	7.5	146	2	81	132	165	55	1001	14.5

A'JA WILSON (CONTINUED)

- Hit from the left block to launch a 10-4 run that broke a 58-58 tie with 3:50 left to play and put the Gamecocks up for good at UCLA (Nov. 22)
- Scored 12 of her team-high 20 points against #6/10 Ohio State (Nov. 13) in the fourth quarter, including six of the team's 10 points in the final 2:35 to deliver the win



2015-16 South Carolina Basketball
#3/2 South Carolina Individual Game-by-Game (as of Mar 20, 2016)
All games

**#22 WILSON, A'ja**

Opponent	Date	gs	min	Total		3-Pointers		Free throws		Rebounds				pf	a	t/o	blk	stl	pts	avg	
				fg-fga	pct	3fg-fga	pct	ft-fa	pct	off	def	tot	avg								
#6/10 OHIO STATE	11/13/15	*	21	8-18	.444	0-0	.000	4-4	1.000	5	9	14	14.0	0	0	0	2	0	20	20.0	
UNCG	11/15/15	*	17	9-14	.643	0-0	.000	1-2	.500	6	4	10	12.0	0	1	2	6	2	19	19.5	
at Clemson	11/18/15	*	21	3-10	.300	0-0	.000	1-4	.250	1	4	5	9.7	3	0	0	3	0	7	15.3	
at UCLA	11/22/15	*	30	4-9	.444	0-0	.000	3-5	.600	2	8	10	9.8	2	3	2	4	1	11	14.3	
vs #16/18 Arizona State	11/27/15	*	28	8-11	.727	0-0	.000	2-2	1.000	2	9	11	10.0	2	1	6	1	2	18	15.0	
vs CSU Bakersfield	11/28/15	*	31	10-14	.714	0-0	.000	6-9	.667	2	6	8	9.7	2	4	0	4	0	26	16.8	
at Hawaii	11/29/15	*	27	8-15	.533	0-0	.000	2-2	1.000	2	3	5	9.0	5	0	1	2	0	18	17.0	
#14/13 DUKE	12/06/15	*	32	10-19	.526	0-0	.000	8-10	.800	6	5	11	9.3	3	2	3	3	1	28	18.4	
vs East Carolina	12/20/15	*	22	7-10	.700	0-0	.000	1-1	1.000	3	7	10	9.3	2	0	2	2	1	15	18.0	
ELON	12/22/15	*	25	5-12	.417	0-0	.000	2-5	.400	2	6	8	9.2	4	2	1	3	1	12	17.4	
ARKANSAS	01/03/16	*	25	7-12	.583	0-0	.000	0-1	.000	4	6	10	9.3	2	1	2	0	0	14	17.1	
at Vanderbilt	01/07/16	*	24	1-3	.333	0-0	.000	2-4	.500	0	6	6	9.0	4	2	1	0	0	4	16.0	
#20/- MISSOURI	01/10/16	*	27	3-10	.300	0-0	.000	5-6	.833	2	9	11	9.2	2	1	0	6	2	11	15.6	
at #9/9 Kentucky	01/14/16	*	32	11-16	.688	0-0	.000	4-9	.444	6	7	13	9.4	2	2	2	8	1	26	16.4	
#15/11 TEXAS A&M	01/17/16	*	38	11-19	.579	0-0	.000	4-6	.667	2	6	8	9.3	3	1	4	8	0	26	17.0	
at Auburn	01/21/16	*	17	4-7	.571	0-0	.000	3-4	.750	2	4	6	9.1	1	2	1	0	0	11	16.6	
at #10/10 Mississippi State	01/24/16	*	26	3-11	.273	0-0	.000	0-2	.000	2	9	11	9.2	4	1	2	4	0	6	16.0	
OLE MISS	01/28/16	*	26	6-12	.500	0-0	.000	5-5	1.000	4	5	9	9.2	1	2	1	1	1	17	16.1	
at #10/10 Texas A&M	01/31/16	*	39	9-17	.529	0-0	.000	9-10	.900	4	6	10	9.3	2	1	5	4	1	27	16.6	
#18/18 KENTUCKY	02/04/16	*	28	5-7	.714	0-0	.000	8-10	.800	2	5	7	9.2	4	3	4	2	0	18	16.7	
#11/1 UCONN	02/08/16	*	23	5-8	.625	0-0	.000	3-4	.750	1	5	6	9.0	3	0	2	2	1	13	16.5	
#16/19 FLORIDA	02/11/16	*	24	3-6	.500	0-0	.000	7-8	.875	3	6	9	9.0	2	1	2	4	2	13	16.4	
at #24/- Tennessee	02/15/16	*	38	8-15	.533	0-0	.000	9-11	.818	1	5	6	8.9	4	1	3	5	1	25	16.7	
GEORGIA	02/18/16	*	30	7-13	.538	0-0	.000	2-5	.400	3	6	9	8.9	4	2	3	2	0	16	16.7	
at Alabama	02/22/16	*	31	6-15	.400	0-0	.000	4-6	.667	7	3	10	8.9	2	2	5	3	1	16	16.7	
at Ole Miss	02/25/16	*	31	8-8	1.000	0-0	.000	0-0	.000	0	4	4	8.7	0	3	4	5	0	16	16.7	
LSU	02/28/16	*	17	5-7	.714	0-0	.000	4-4	1.000	1	6	7	8.7	2	0	1	1	1	14	16.6	
vs Auburn	03/04/16	*	29	3-8	.375	0-0	.000	2-2	1.000	1	7	8	8.6	1	3	2	3	2	8	16.3	
vs #13/13 Kentucky	03/05/16	*	28	8-12	.667	0-0	.000	2-2	1.000	1	5	6	8.6	3	2	2	4	1	18	16.3	
vs #16/16 Mississippi State	03/06/16	*	32	6-13	.462	0-0	.000	7-8	.875	3	10	13	8.7	2	0	4	2	0	19	16.4	
JACKSONVILLE	03/18/16	*	26	6-16	.375	0-0	.000	3-7	.429	5	6	11	8.8	1	1	1	3	0	15	16.4	
KANSAS STATE	03/20/16	*	15	2-9	.222	0-0	.000	4-4	1.000	1	4	5	8.7	2	0	2	3	1	8	16.1	
Totals			31	860	199-376	.529	0-0	.000	117-162	.722	86	191	277	8.7	74	44	70	100	23	515	16.1

Games played: 32
 Minutes/game: 26.9
 Points/game: 16.1
 FG Pct: 52.9
 FT Pct: 72.2

Rebounds/game: 8.7
 Assists/game: 1.4
 Turnovers/game: 2.2
 Assist/turnover ratio: 0.6
 Steals/game: 0.7
 Blocks/game: 3.1

