

SOUTH CAROLINA WOMEN'S BASKETBALL



Be the Change.

Game Information

Date: Sunday, December 8, 2013, 2 p.m.
Site: Halton Arena (9,105) • Charlotte, N.C.
Tickets: \$5 adult, free for youth (17 and under)
TV: None
Radio: WNKT 107.5 FM/WISW 1320 AM (Brad Muller); GamecocksOnline.com
Live Video: Charlotte49ers.com (Login Required)
Live Stats: Charlotte49ers.com

South Carolina Gamecocks 8-0

Ranking: 12/10 (AP/Coaches)
Head Coach: Dawn Staley
Record at SC: 100-66 (6th)
Career Rec.: 272-146 (14th)
vs. Charlotte: 4-1
Top Scorer: Mitchell (15.0 ppg)
Top Rebounder: Coates (8.6 rpg)



vs.



Charlotte 49ers 4-4

Ranking: -/-
Head Coach: Cara Consuegra
Record at CHA: 46-24 (3rd)
Career Rec.: 46-24 (3rd)
vs. SC: 0-0
Top Scorer: Sigmon (11.5ppg)
Top Rebounder: Alexander (7.3)

Series History: SC leads 16-6
In Charlotte: SC leads 7-3
In Columbia: SC leads 9-3
Neutral: Never Met

2013-14 Schedule

Nov. 1	North Greenville (Exh.)	W, 96-35
Nov. 8	Charleston Southern	W, 99-29
Nov. 10	Louisiana Tech	W, 68-45
Nov. 14	C. of Charleston (FSSO)	W, 81-54
Nov. 17	Seton Hall	W, 88-67
Nov. 20	at Clemson	W, 68-43
Nov. 23	at San Diego State	W, 88-54
Nov. 25	at Southern Cal (Pac-12)	W, 70-50
Dec. 2	NC Central (FSSO)	W, 79-27
Dec. 8	at Charlotte	2 p.m.
	<i>Myrtle Beach Classic</i>	
Dec. 18	vs. North Carolina	7 p.m.
Dec. 20	Winthrop	Noon
Dec. 22	SC State (FSSO)	1 p.m.
Dec. 28	Savannah State (FSSO)	Noon
Jan. 2	at Arkansas*	8 p.m.
Jan. 5	Vanderbilt* (ESPNU)	1 p.m.
Jan. 9	Kentucky*	7 p.m.
Jan. 12	at Auburn* (SPSO)	2:30 p.m.
Jan. 16	at Texas A&M*	8 p.m.
Jan. 19	Alabama*	3 p.m.
Jan. 26	at Vanderbilt* (ESPN2)	2 p.m.
Jan. 30	Mississippi*	7 p.m.
Feb. 2	Missouri*	3 p.m.
Feb. 6	at Mississippi State*	8 p.m.
Feb. 9	Arkansas* (SECTV)	2 p.m.
Feb. 16	at LSU* (ESPN2)	3:30 p.m.
Feb. 20	at Kentucky* (FSSO)	7 p.m.
Feb. 23	Florida* (SPSO)	1 p.m.
Feb. 27	Georgia*	7 p.m.
Mar. 2	at Tennessee* (ESPNU)	2:30 p.m.

* indicates SEC game
 All Times Listed as Eastern and are subject to change

Television outlet listed in parentheses – FSSO is Fox Sports South/Fox Sports Carolinas; SPSO is SportSouth; SECTV is SEC over-the-air syndicated package













South Carolina Notables

- This is the Gamecocks' 40th season as a varsity sport, the sixth with head coach Dawn Staley at the helm. It is South Carolina's 23rd season in the SEC.
- South Carolina leads the SEC in field goal percentage (.507), rebounding margin (+13.4), scoring margin (+34.4), blocks per game (6.1) and assist-to-turnover ratio (1.6). The Gamecocks are among the top 15 in the nation in each category as well.
- South Carolina has scored 40.3 points per game in the paint – just over half of its 80.1 scoring average, which ranks among the top 40 in the nation.
- The top three individual field goal percentages in the SEC all belong to Gamecocks – Aleighsa Welch (.714), Alaina Coates (.656) and Tiffany Mitchell (.581).
- With 25 offensive rebounds so far this season, junior Aleighsa Welch has moved into sixth place in school history with 260 career offensive boards, just 14 away from a spot in the top five.
- Sophomore guard Tiffany Mitchell is the only Gamecock to score in double figures every game this season, but it is the last four games that have catapulted her up the SEC standings. In the last four games, as opponents have sagged to contain the Gamecock post players, Mitchell averaged 18.0 points on 65.8 percent shooting, including 50.0 percent from 3-point range, and 77.3 percent from the free throw line, while pulling down 4.5 rebounds, handing out 4.8 assists and swiping 3.3 steals per game during the stretch. In the first four games, Mitchell contributed 12.0 ppg on 50.0 percent shooting and 43.8 free-throw shooting, 4.0 rpg, 2.3 apg and 1.8 spg.
- Center Alaina Coates is the third-highest scoring freshman in the SEC (18th overall), while getting fewer minutes than the two first-year players ahead of her. Coates scores one point every 1.4 minutes she is on the floor. LSU's Raigyne Moncrief comes in at one point every 1.6 minutes (14.5 ppg), and Arkansas' Jessica Jackson is adding one point every 2.0 minutes of court time.
- Sophomore guard Khadijah Sessions is third in the SEC in assist-to-turnover ratio (1.6). She has handed out five or more assists four times this season, including a career-high six in just 20 minutes against NC Central (Dec. 2). On the other side, Sessions has turned the ball over two more times in just two games this season.

Tale of the Tape

CHA	SC
4-4	8-0
0-0	0-0
3-0	5-0
1-3	3-0
0-0	0-0
66.0	80.1
69.4	45.8
.373	.507
.404	.316
.267	.339
.318	.245
.730	.626
14.9	17.8
11.5	18.5
+3.3	+5.3
38.1	43.1
-4.5	+13.4
5.9	8.4
5.1	6.1

2013-14 South Carolina Media Roster

0		<p>India Farmer 6-0 • Freshman • Forward • N. Myrtle Beach, S.C.</p> <p>PPG 0.6 RPG 0.6 APG 0.0 FG% .333 FT% .500</p>	<p>LAST GAME: 3 pts, 3 rebs vs. NC Central NOTABLE: Has played in five games ... First career points and rebounds came against NC Central ... Named Toast of the Coast Player of the Year by <i>The Sun News</i> and earned all-state honors as a senior.</p>	<p>Career Highs Pts: 3 vs. NC Central 12/2/13 Reb: 3 vs. NC Central 12/2/13 A: — S: — Min: 11 vs. NC Central 12/2/13</p>
2		<p>Olivia Gaines 5-7 • Junior • Guard • Chester, S.C.</p> <p>PPG 2.2 RPG 2.7 APG 2.3 FG% .556 FT% .600</p>	<p>LAST GAME: 4 pts, 4 assts, 5 rebs vs. NCCU NOTABLE: Averaging an assist every 4.6 minutes on the court ... Aggressive defender ... Named 2013 Junior/Community College Player of the Year by WBCA ... Helped team to 2013 NJCAA Division II national title.</p>	<p>Career Highs Pts: 4, 2x, vs. NCCU, 12/1/13 Reb: 5 vs. NC Central 12/2/13 A: 5 vs. Char. Sthrn., 11/8/13 S: 3 vs. Char. Sthrn., 11/8/13 Min: 18 vs. NC Central 12/2/13</p>
5		<p>Khadijah Sessions 5-8 • Sophomore • Guard • Myrtle Beach, S.C. <i>kub-DEE-zhub SESH-uns</i></p> <p>PPG 9.0 RPG 1.4 APG 4.3 FG% .426 FT% .667</p>	<p>LAST GAME: 7 pts, 6 assts, 2 stls vs. NCCU NOTABLE: Assist leader 4 times, has 4 double-figure scoring games and 4 games of 5+ assists ... 3rd in SEC with 3.1 A:TO and 12th in apg ... Aggressive point guard who is working hard on leadership role ... Voted a team captain.</p>	<p>Career Highs Pts: 19 vs. Auburn, 2/3/13 Reb: 5 at Florida, 1/20/13 A: 6 vs. NC Central 12/2/13 S: 4, 2x, at San Diego St., 11/23/13 Min: 37 at USC, 11/25/13</p>
12		<p>Wilka Montout 6-3 • Senior • Forward • Cayenne, French Guiana <i>WIL-kub mawn-TOO</i></p> <p>PPG 2.1 RPG 3.0 APG 0.5 FG% .250 FT% .273</p>	<p>LAST GAME: 5 pts, 1 reb, 1 asst vs. NCCU NOTABLE: Career-high 8 rebs vs CoFC ... Netted 7 pts in season opener, including a 3-pointer ... Rangy forward who can stretch defenses with her shooting touch ... averaged 10.1 minutes last season, playing in 29 of 33 games.</p>	<p>Career Highs Pts: 12 vs. LA Tech, 11/12/12 Reb: 8 vs. CoFC, 11/14/13 B: 2, 2x, vs. CSU, 11/8/13 S: 1, 4x, vs. CSU, 11/8/13 Min: 24 vs. Sav. State, 11/15/12</p>
15		<p>Tiffany Davis 5-7 • R-Freshman • Guard • Houston, Texas</p> <p>PPG 2.5 RPG 1.0 APG 1.5 FG% .417 FT% .600</p>	<p>LAST GAME: 3 assts, 3 min at SDSU NOTABLE: Has not played since shoulder injury at San Diego State ... Solid outing against CoFC, scoring and running team ... Fully recovered from knee surgery last fall ... Expected to battle for time at point.</p>	<p>Career Highs Pts: 7 vs. CoFC, 11/14/13 Reb: 3 vs. Elon, 11/9/12 A: 3, 3x, at San Diego St., 11/23/13 S: 5 vs. Elon, 11/9/12 Min: 20 vs. Elon, 11/9/12</p>
21		<p>LeAnna Morrison 5-5 • R-Sophomore • Guard • Monck's Corner, S.C.</p> <p>PPG 0.6 RPG 0.6 APG 0.4 FG% .125 FT% 1.00</p>	<p>LAST GAME: 3 pts, 2 rebs vs. NC Central NOTABLE: Has played in every game ... Hit first career field goal against NC Central ... Ran track for two seasons at Charlotte ... Named 2011 All-Lowcountry Female Athlete of the Year by <i>The Post & Courier</i>.</p>	<p>Career Highs Pts: 3 vs. NC Central 12/2/13 Reb: 2 vs. NC Central 12/2/13 A: 1, 3x, at San Diego St., 11/23/13 S: 1 vs. Seton Hall, 11/17/13 Min: 12 vs. NC Central 12/2/13</p>
23		<p>Tina Roy 5-11 • R-Sophomore • Guard • Kaplan, La.</p> <p>PPG 5.0 RPG 2.4 APG 2.4 FG% .271 FT% 1.00</p>	<p>LAST GAME: 2 pts, 6 rebs, 5 assts vs. NCCU NOTABLE: Solid two games on West Coast - 8.5 ppg on 45.5% shooting, including 50% from 3-pt range ... Fully recovered from knee surgery in August 2012 ... Capable of playing point guard.</p>	<p>Career Highs Pts: 15 vs. Presby, 11/27/11 Reb: 6 vs. NC Central, 12/2/13 A: 7 vs. Char. Sthrn., 11/8/13 S: 2 vs. Presby, 11/27/11 Min: 25 vs. NC Central, 12/2/13</p>
24		<p>Aleighsa Welch 6-0 • Junior • Forward • Goose Creek, S.C. <i>uh-LEE-sub Welch</i></p> <p>PPG 13.5 RPG 8.4 APG 2.1 FG% .714 FT% .636</p>	<p>LAST GM: 13 pts, 4 rebs in 17 min vs. NCCU NOTABLE: Leads SEC in FG %age, 8th in rpg, 10th in off. rpg (3.1), 15th in ppg ... 3 dbl-dbls ... Good vision and passer ... Named to Naismith Early Season Watch List ... 2014 preseason All-SEC 1st Team ... Voted a team captain.</p>	<p>Career Highs Pts: 20 vs. Miss. State, 2/24/13 Reb: 17 vs. CoFC, 11/14/13 A: 4, 3x, at Clemson, 11/20/13 S: 3, 3x, vs. Florida, 3/3/13 Min: 42 vs. Drexel, 11/28/12</p>
25		<p>Tiffany Mitchell 5-9 • Sophomore • Guard • Charlotte, N.C.</p> <p>PPG 15.0 RPG 4.3 APG 3.5 FG% .581 FT% .632</p>	<p>LAST GAME: 19 pts, 3 stls, 14 min vs. NCCU NOTABLE: Scored in double figures every game this season ... Ranks 3rd in SEC in FG%, 8th in ppg, 6th in steals (2.5/gm) ... Also top 15 in assisto-turnover ratio (1.6) ... Lite guard who earned SEC All-Freshman honors last season.</p>	<p>Career Highs Pts: 22 at USC, 11/25/13 Reb: 11, 4x, at Florida, 1/20/13 A: 9 at San Diego St., 11/23/13 S: 5, 3x, vs. USC, 11/25/13 Min: 36, 3x, vs. SHU, 11/17/13</p>
31		<p>Asia Dozier 6-0 • Sophomore • Guard/Forward • Columbia, S.C. <i>Asia DOE-zhur</i></p> <p>PPG 7.9 RPG 3.3 APG 1.6 FG% .400 FT% .778</p>	<p>LAST GAME: 6 pts, 2 rebs vs. NC Central NOTABLE: Ranks 14th in SEC in 3s made per game (1.5) ... Dominated 1st half at SDSU with all 16 pts in 15 min on court in the period ... Earned starting spot by being the most efficient producer in preseason practice.</p>	<p>Career Highs Pts: 16, 2x, last at SDSU, 11/23/13 Reb: 10 vs. Elon, 11/9/12 A: 5, 2x, vs. CSU, 11/8/13 S: 2, 4x, at San Diego St., 11/23/13 Min: 30 at Clemson, 11/20/13</p>
33		<p>Elem Ibiam 6-4 • Junior • Center • Fayetteville, Ga. <i>ELL-um IB-ee-um</i></p> <p>PPG 9.9 RPG 5.8 APG 0.5 FG% .630 FT% .636</p>	<p>LAST GAME: 2 pts, 3 rebs vs. NC Central NOTABLE: Second in SEC and 26th in nation in blocks (2.4) ... Netted double figures in five games ... Poised to have breakthrough season after working hard on post moves in offseason ... Voted a team captain.</p>	<p>Career Highs Pts: 19 vs. Alabama, 3/7/13 Reb: 11 vs. Elon, 11/9/12 B: 5, 3x, vs. CSU, 11/8/13 S: 2, 3x, vs. CSU, 11/8/13 Min: 29, 2x, vs. SHU, 11/17/13</p>
41		<p>Alaina Coates 6-4 • Freshman • Center • Irmo, S.C. <i>uh-LAY-nub COATS</i></p> <p>PPG 13.3 RPG 8.6 APG 0.4 FG% .656 FT% .565</p>	<p>LAST GAME: 15 pts, 7 rebs, 2 blks vs. NCCU NOTABLE: Posted 2 dbl-dbls, 10+ pts in 6 games, including 2 20-pt games ... 2nd in SEC in FG %age, 6th in rpg, 19th in ppg, 15th in off. rpg (2.8), 5th in blocks (1.6) ... Named McDonald's and Parade All-America.</p>	<p>Career Highs Pts: 22 at San Diego St., 11/23/13 Reb: 14 vs. CoFC, 11/14/13 B: 4 vs. Seton Hall, 11/17/13 S: 2 at Clemson, 11/20/13 Min: 22, 2x, vs. NCCU, 12/2/13</p>

Starter

Reserve

Quick Facts

The University

Location: Columbia, S.C.
Founded: 1801
Enrollment: 31,288
Colors: Garnet (PMS 202C) and Black
Nickname: Gamecocks
Conference: Southeastern
President: Dr. Harris Pastides
Athletics Director: Ray Tanner
Facility: Colonial Life Arena (18,000)

Coaching Staff

Head Coach: Dawn Staley
Alma Mater: Virginia, 1992
Overall Record: 272-146 (14th season)
School Record: 100-66 (6th season)
Assoc. Head Coach (Alma Mater):
 Lisa Boyer (Ithaca, 1972)
Assistant Coaches (Alma Mater):
 Nikki McCray (Tennessee, 1995)
 Darius Taylor (Michigan, 2000)

Team Information

2012-13 Record: 25-8
 Home: 13-3 Away: 7-3 Neutral: 5-2
SEC Record (Finish): 11-5 (T-4th)
 Home: 6-2 Away: 5-3
Letterwinners Returning/Lost: 6/3
Starters Returning/Lost: 2/3

Program History

First Year of Women's Basketball: 1974-75
All-Time Record: 680-495 (40th season)
All-Time SEC Record: 102-197(23rd season)
NCAA Appearances (Last): 10 (2013)
NCAA Tournament Record: 11-10
Last NCAA Result: L, 69-16, Kansas, Boulder, Colo., 3/25/13, Second Round
WNIT Appearances (Last): 4 (2011)
WNIT Record: 3-4

Media Relations

Women's Basketball Contact: Diana Koval
Office: 803.777.7977
Cell: 314.369.6050
Email: dkoval@mailbox.sc.edu
Press Row Phone: 803.777.6182
Athletics Department on the Web
Website: GamecocksOnline.com
Twitter: @GamecocksOnline
Facebook: Facebook.com/GamecocksOnline
YouTube: YouTube.com/GamecocksOnline
Women's Basketball on Twitter
Team: @GamecockWBB
Head Coach: @DawnStaley

A South Carolina Win Would...

- Be the Gamecocks' ninth straight to open the season, matching last season's start, which stretched to 10 before a loss to then-No. 1 Stanford.
- Be the Gamecocks' fourth in a true road game this season, compared to just one true road win in last season's 10-game win streak to start the campaign.
- Bring Staley to 101 in her Gamecock career, tying her with Pam Parsons (1978-82) for third all-time in Gamecock women's basketball history.

By the Numbers

- 1 Gamecock who has scored in double figures in each game this season – Tiffany Mitchell
- 2 Players in the SEC who have a better assist-to-turnover ratio than Khadijah Sessions' 3.1, which ranks her 38th in the nation
- 3 Games this season in which five Gamecocks have scored in double figures, which had happened just five previous times in the Dawn Staley era
- 3 Members of this season's team that earned South Carolina Player of the Year honors in high school
- 5 Different Gamecocks who have been the team's high scorer in a game this season – Alaina Coates (Charleston Southern, at San Diego State), Aleighsa Welch (LA Tech, at Clemson), Asia Dozier (CofC), Elem Ibiam (Seton Hall) and Tiffany Mitchell (at USC, NC Central)
- 5 Games in which South Carolina has shot at least 50.0 percent from the field this season after reaching the mark just 12 times in the previous five seasons under Staley
- 7 Opponents who have been held to 55 or fewer points by the Gamecocks this season, helping the Gamecocks rank third in the nation in scoring defense (45.8 ppg)
- 8 Games in the Dawn Staley era in which the Gamecocks have scored 80 or more points, including four this season
- 25 Entries for the Gamecocks in the last 35 Associated Press Top 25 Polls
- 34.4 Points per game by which South Carolina has won its eight games this season to lead the SEC and rank 10th in the nation
- 64.9 Percent of field goals made this season that have been assisted

Charlotte Series Notes

The Gamecocks lead the series 16-6, although the 49ers won the last meeting 69-57 to end South Carolina's run in the 2011 WNIT. It was just the second Charlotte win in the last 12 meetings between the two teams.

In a series that began in the 1982-83 season, the Gamecocks are 7-3 in games played in Charlotte with the last meeting coming on Nov. 16, 2009, and ending in a 70-66 overtime win for South Carolina. The 49ers' last win over the Gamecocks in Charlotte was a 73-60 decision on Feb. 15, 1995.

Five-Second Count

For the first time in her tenure at South Carolina, head coach Dawn Staley's Gamecocks look different – on the court and in the stat sheet. Coming off back-to-back 25-win seasons, Staley was not afraid to change her strategy to fit her personnel.

After seasons of building around defense, Staley finally as a group that is designed for offensive efficiency. The Gamecocks are scoring more (80.1 ppg – 4th in

Current Gamecock Streaks

	Total	Home	Road	Neut.
Overall	W8	W8	W2	L1
SEC	W1	W2	L1	—
Non-Conference	W8	W8	W6	L1
Ranked Teams	L3	L1	L2	L3

Gamecocks in the Rankings

(SEC as of 12/16; NCAA as of 12/11)

Team	SEC	NCAA	Actual
Scoring Offense	4	36	80.1
Scoring Defense	2	3	45.8
Scoring Margin	1	10	+34.4
Field Goal Percentage	1	6	.507
Field Goal %age Def.	2	33	.316
3-Point FG %age	6	98	.339
3-Point FG %age Def.	4	82	.245
3-Point FG Made/Gm.	8	178	5.4
Free Throw Percentage	12	293	.626
Rebounding Offense	5	—	43.1
Rebounding Defense	1	—	29.8
Rebounding Margin	1	11	+13.4
Assists	2	21	18.5
Steals	11	129	8.4
Turnover Margin	5	36	+5.3
Turnovers	—	14	11.5
Assist-to-Turnover Ratio	1	6	1.6
Blocked Shots	1	11	6.1

Alaina Coates	SEC	NCAA	Actual
Scoring	18	—	13.3
Rebounding	6	106	8.6
FG Percentage	2	—	.656
Blocks	5	98	1.6
Off. Rebounds	15	—	2.8

Asia Dozier	SEC	NCAA	Actual
3-Pt. FG/Game	T-14	—	1.5

Elem Ibiam	SEC	NCAA	Actual
Blocks	2	26	2.4

Tiffany Mitchell	SEC	NCAA	Actual
Scoring	T-8	—	15.0
FG Percentage	T-3	52	.581
Steals	6	91	2.5
A-to-TO Ratio	15	148	1.6

Khadijah Sessions	SEC	NCAA	Actual
Assists	T-12	166	4.3
A-to-TO Ratio	3	38	3.1

Aleighsa Welch	SEC	NCAA	Actual
Scoring	15	—	13.5
Rebounding	8	95	8.4
FG Percentage	1	—	.714
Off. Rebounds	T-10	—	3.1

Staley in the Hall of Fame

Head coach Dawn Staley was enshrined in the Naismith Memorial Basketball Hall of Fame this fall, becoming just the 15th female player to earn the honor based on her individual merits (not as part of a team enshrinement).

Staley's career shone in an era that spawned two professional women's basketball leagues in the United States and forever changed the dreams of the nation's top female players. On the international stage, she collected three Olympic gold medals (1996, 2000, 2004) and was twice named the USA Basketball Female Athlete of the Year (1994, 2004). In the U.S. she turned national high school player of the year honors into a career at Virginia that yielded three All-America seasons, including a 1991 campaign that ended with being named national player of the year. On the professional level, Staley was a five-time WNBA All-Star who was named to the All-Decade Team and one of the 15 most influential players in league history.

Welch Watch on Record Book

South Carolina junior forward Aleighsa Welch has proven to be one of the best offensive rebounders in Gamecock history. She is one of just four Gamecocks all-time to record multiple seasons with at least 100 offensive rebounds, including her 131 O-board mark last season, which ranks second in school history.

In just her third season, Welch already ranks among the program's top 10 in career offensive rebounds.

	Gm	ORebs
1. Marsha Williams (1990-93)	116	427
2. Annie Lester (1997-00)	110	348
3. Jocelyn Penn (1999-03)	117	345
4. Ashley Bruner (2010-13)	128	338
5. Demetress Adams (2006-09)	112	274
6. Aleighsa Welch (2012-present)	74	260
7. Petra Ujhelyi (2000-03)	119	255
8. Michelle Murray (1990-93)	96	254
9. Charenee Stephens (2009-12)	110	253
10. Melanie Johnson (2004-07)	89	237

three coaches to lead the team in the SEC era by nearly a full season.

South Carolina's third head coach, Pam Parsons, was the first and the fastest to reach 100 victories, hitting the plateau in her 143rd game at the helm just six games into her fifth season (1981-82). Nancy Wilson was next up, winning her 100th game in her 150th outing late in the 1988-89 season, en route to her school-record 231 Gamecock victories.

Susan Walvius was the first head coach to have her entire South Carolina career in the SEC, hitting 100 wins in her 179th game on the sideline five games into her seventh season.

20/20 Vision

The Gamecocks have won each of their games this season by at least 20 points for the first time in the Dawn Staley era. South Carolina opened the 2012-13 campaign with four straight 20-point wins en route to nine games with that minimum margin – a Staley era record. The Gamecocks posted eight 20-point wins in 2011-12 after just two in 2010-11, one in 2009-10 and two in Staley's first season 2008-09.

Finding the Right Octave

South Carolina has scored at least 80 points in four games so far this season after reaching the mark just four times in the first five seasons of the Dawn Staley era combined. Three of this season's games are the first of the group to be played in Colonial Life Arena.

Under Staley, the Gamecocks are 7-1 in games in which they score 80 points with the lone loss coming in a double-overtime affair (94-92) at Clemson on Nov. 19, 2009. That is the only previous season in which the Gamecocks hit the 80-point plateau multiple times, adding an 80-68 victory at Alabama on Jan. 10, 2010.

AP Top 25 (Week of 12/2)		ESPN/USA Today Top 25 (Week of 12/2)	
1. Connecticut	9-0	1. Connecticut	9-0
2. Duke	8-0	2. Duke	8-0
3. Tennessee	7-0	3. Tennessee	7-0
4. Notre Dame	6-0	4. Stanford	7-1
5. Kentucky	8-0	5. Notre Dame	6-0
6. Stanford	7-1	6. Kentucky	8-0
7. Louisville	7-1	7. Louisville	7-1
8. Maryland	7-1	8. Maryland	7-1
9. Baylor	6-0	9. Baylor	6-0
10. Penn State	5-1	10. South Carolina	7-0
11. Colorado	6-0	11. Penn State	5-1
12. South Carolina	7-0	12. Iowa State	6-0
13. LSU	6-1	13. Nebraska	6-1
14. Oklahoma State	7-0	14. LSU	6-1
15. Nebraska	6-1	15. Oklahoma	5-2
16. Purdue	5-1	16. North Carolina	6-2
17. Oklahoma	5-2	17. Colorado	6-0
18. North Carolina	6-2	18. Georgia	8-0
19. Georgia	8-0	19. Oklahoma State	7-0
20. Iowa State	6-0	20. Texas A&M	4-2
21. California	5-2	21. California	5-2
22. Syracuse	8-0	22. Purdue	5-1
23. Texas A&M	4-2	23. Syracuse	8-0
24. Gonzaga	4-1	24. Gonzaga	4-1
25. Iowa	8-1	25. Michigan State	5-2

SEC, top-40 in nation) and more efficiently (.507 FG %age – 1st in SEC, top-40 in country) than at any time in the Staley era. And, after seasons of talented guards generating their own offense, Staley's 2013-14 success is predicated on getting the ball inside – three primary post players combine to score 45.7 percent of the team's points – and on ball movement creating the best shots – 64.9 percent of made field goals have been assisted, ranking the Gamecocks second in the SEC and top-25 in the nation with 18.5 assists per game.

Defense is still a staple of the program with the Gamecocks ranking among the nation's top five in scoring defense, allowing just 45.8 points per game. Only one opponent this season has scored 55 or more points against South Carolina.

December Decisions

In its 40th season of women's basketball, South Carolina is 156-78 (.667) all-time in the month of December, including a 24-6 record (.800) in the sixth season of the Dawn Staley era. The Gamecocks hold a winning record in all three site possibilities during the month – 94-23 (.803) at home, 33-30 (.524) on the road and 24-23 (.511) at neutral sites.

Road Warriors

With comprehensive records beginning in the 1976-77 season (the third for women's basketball at South Carolina), the Gamecocks are 198-234 (.458) all-time in games played on the road, including a 29-29 mark (.500) in the Dawn Staley era. The Gamecocks have had winning road records in each of the previous two seasons, combining for a 16-8 record (.667) in 2011-12 and 2012-13.

Century Mark for Staley

Head coach Dawn Staley captured her 100th victory at South Carolina on Dec. 2 against NC Central. She is the fourth of the program's seven all-time head coaches to reach the mark and the fastest to the total (164 games) of the



Around the SEC

(Thru 12/6)

	SEC Games			Overall		
	W	L	Pct.	W	L	Pct.
Arkansas	0	0	.000	9	0	1.00
Georgia	0	0	.000	8	0	1.00
Kentucky	0	0	.000	8	0	1.00
South Carolina	0	0	.000	8	0	1.00
Tennessee	0	0	.000	7	0	1.00
Mississippi St.	0	0	.000	8	1	.889
Missouri	0	0	.000	8	1	.889
LSU	0	0	.000	7	1	.875
Vanderbilt	0	0	.000	7	2	.778
Texas A&M	0	0	.000	5	2	.714
Florida	0	0	.000	6	3	.667
Auburn	0	0	.000	5	3	.625
Ole Miss	0	0	.000	6	4	.600
Alabama	0	0	.000	3	5	.375

Today's Action

December 8

Texas at #3/3 Tennessee (SPSO), 1 p.m.

Houston at Alabama, 3 p.m.

Bradley at Missouri, 3 p.m.

Rankings are listed as AP/ESPN Poll
All Times Eastern; TV Network in ()

Make It, Take It

South Carolina is exhibiting its more efficient offense of the Dawn Staley era so far this season, leading the SEC and ranking among the nation's top 10 with 50.7 percent accuracy from the field. The Gamecocks have shot 50.0 percent or higher five times already this season – the most in a season under Staley. In fact, in the previous five seasons, South Carolina hit at least 50.0 percent of its field goal attempts just 12 times.

This year's top effort was 60.9 percent against Charleston Southern (Nov. 8) – program best under Staley – followed by a 58.5 percent showing against NC Central (Dec. 2). The Gamecocks made at least 65.0 percent of their attempts in a half five times this season, including a remarkable 73.9 percent (17-of-23) in the second half against Seton Hall (Nov. 17).

Post Presence

South Carolina's trio of primary post players – Alaina Coates, Elem Ibiam and Aleighsa Welch – has been the key to the Gamecocks' offensive production so far this season. The trio has accounted for 293 of the team's 641 points this season – 45.7 percent – and is shooting a combined 66.9 percent from the field (109-of-163). Welch leads the way with an SEC-best 71.4 percent accuracy for 13.5 points per game (15th in SEC). Coates is close behind with 13.3 ppg (18th in SEC) on 65.6 percent shooting (2nd in SEC). Elem contributes 9.9 points per game on 63.0 percent shooting. In all, the Gamecocks have scored 322 points in the paint this season – 50.2 percent of their total scoring.

The Gift of Glass

The Gamecocks have been a solid rebounding team throughout head coach Dawn Staley's tenure, but it was a team effort by an undersized roster in the past. This season, South Carolina is out-rebounding its opponents by 13.4 boards per game to lead the SEC and rank among the nation's top 15, behind the strength of the trio of Alaina Coates, Elem Ibiam and Aleighsa Welch. Coates sixth in the SEC with 8.6 boards per game, tops among league freshmen, and Welch is eighth in with 8.4. Ibiam rounds out the group with 5.8 per contest.

As a team, South Carolina has turned its 115 offensive rebounds into 130 second-chance points. Welch and Coates pace the group on the offensive glass with 3.1 and 2.8 per game, respectively, to each rank among the league's top 15 in the category.

Block Party!

With a pair of 6-foot-4 centers, the Gamecocks are a constant shot-blocking threat in the post, ranking second in the SEC and among the nation's top 15 with 6.1 per game. Junior Elem Ibiam's 2.4 blocks per game are second in the SEC and top 30 in the nation. She got the season off to a solid start with five in the opener against Charleston Southern (Nov. 8), which matched her career high and the fifth-most in Colonial Life Arena history. She has blocked at least three shots four times this season. Freshman Alaina Coates is among the SEC's top five as well, holding fifth place with 1.6 per game after swatting away four against Seton Hall (Nov. 17).

A Little Help from My Friends

Under the tutelage of one of the premier point guards in U.S. women's basketball history in Dawn Staley, the Gamecocks are thriving in the assist category this season unlike any other, ranking second in the SEC and among the nation's top 25 with 18.5 per game. By comparison, in Staley's first five seasons, the team never averaged more than 11.2 per game. This season's three games of 20 or more assists by the team matches the total of the previous five seasons.

The increase is not simply a product of more made field goals, either. This season, South Carolina has assisted on 64.9 percent of its made field goals, compared to the previous five seasons under Staley, which saw a high of 48.5 percent in 2011-12.

South Carolina's 25 assists against Charleston Southern (on 39 FGM) are a Staley-era high. The Gamecocks handed out 24 assists on 29 made baskets at San Diego State – 82.8 percent. The percentage of assisted field goals has been over 60.0 percent in all but two games this season.

Home Grown, Nationally Known

Since her arrival for the 2008-09 season, South Carolina head coach Dawn Staley has been working to protect her new home state's best prospects while fielding a team that competes at a national level. Her efforts are paying dividends as this season's roster features seven Gamecocks who played high school basketball in the state of South Carolina, the highest percentage of the roster to be from the state since the 1990-91 squad featured eight South Carolinians on the 11-player roster. Beginning with Aleighsa Welch, the first South Carolina player to sign a National Letter of Intent for Staley, the Palmetto State has sent its players of the year to Columbia as Welch (2011), Asia Dozier (2012) and Alaina Coates (2013) have each earned the title during their high school careers.

Be the Change

South Carolina head coach Dawn Staley has provided an extra challenge for her program with the "Be the Change" theme for this season. Reflecting on her career as she prepared for enshrinement into the Naismith Memorial Basketball Hall of Fame and traveling in Africa this summer, she discovered she wanted her team to embrace the importance of focusing on others. In Africa especially, she noted the significant impact even small acts can have on the world around her.

To that end, Staley has challenged her program and everyone who supports it to commit 50,000 random acts of kindness this season. The program has set up Twitter (@

2013-14 Award Watch

Alaina Coates

SEC Freshman of the Week (Nov. 11-17)

Aleighsa Welch

Preseason All-SEC First Team

Naismith Trophy Early Season Watch List

2013-14 Double-Doubles

Alaina Coates (2)

11/10	Louisiana Tech	12 pts/10 rebs
11/14	College of Charleston	11 pts/14 rebs

Aleighsa Welch (3)

11/10	Louisiana Tech	14 pts/10 rebs
11/14	College of Charleston	12 pts/17 rebs
11/20	at Clemson	17 pts/10 rebs

Future Faces of the Gamecocks

South Carolina head coach Dawn Staley is the process of reeling in what would be one of the most significant recruiting classes in program history. The class currently includes four future Gamecocks, including the No. 7, No. 32 and No. 44 rated players, according to ESPN. The group gives South Carolina the fourth-best signing class in the nation, according to ESPN, trailing just UCLA (five signees), Duke (4) and Connecticut (4).

Bianca Cuevas (5-6/Guard/Bronx, N.Y./Nazareth Regional) – Rated as eighth-best point guard and No. 44 player overall in Class of 2014 by ESPN ... Helped high school team to consecutive state titles ... Earned all-state honors three times ... Averaged 17.1 points, 2.0 assists and 3.8 steals as a junior.

Donyah Cliney (6-0/Guard/Newark, N.J./Malcolm X Shabazz) – Rated as high as No. 13 guard in Class of 2014 by ProspectNation.com ... Helped high school team to 33-1 record and the Group 2 State Championship as a junior ... Averaged 10.3 points and 1.3 assists last season ... Named honorable mention all-state ... Solid defender.

Kaydra Duckett (5-10/Guard/Columbia, S.C./Dreher) – Ranked No. 32 overall and No. 6 guard in Class of 2014 by ESPN ... Earned five-star status from ESPN ... Named all-state the last two seasons ... Named MVP at 2012 state tournament (sophomore) after guiding team to 3A state title ... Averaged 17.5 points, 2.3 assists and 3.4 steals as a junior.

Jatarie White (6-4/Post/Columbia, S.C./Dreher) – Ranked No. 7 overall and No. 1 post in Class of 2014 by ESPN ... Earned five-star status from ESPN ... Tabbed preseason All-America by The Sporting News this season ... Named Gatorade North Carolina Player of the Year in 2013 and is a three-time all-state selection ... Part of the last three of Providence Day's four straight state championships ... Averaged 19 points, 11 rebounds, three blocks and two steals as a junior ... Helped USA Basketball bring home the gold medal at the 2011 FIBA Americas U16 Championships, averaging 9.8 points and 6.8 rebounds at the event ... Is a former high school teammate of current Gamecock Tiffany Mitchell.

Miscellaneous Stats

Double-Doubles	2013-14	Career	Record
Aleighsa Welch	3	13	12-1
Alaina Coates	2	2	2-0
Tiffany Mitchell	0	2	2-0
Elem Ibiam	0	1	0-1
20+ Points	2013-14	Career	Record
Alaina Coates	2	2	2-0
Tiffany Mitchell	1	2	2-0
Aleighsa Welch	0	1	1-0
10+ Points	2013-14	Career	Record
Tiffany Mitchell	8	22	20-2
Aleighsa Welch	7	38	35-6
Alaina Coates	6	6	6-0
Elem Ibiam	5	12	10-2
Khadijah Sessions	4	10	9-1
Asia Dozier	2	4	3-1
Tina Roy	1	6	5-1
Wilka Montout	0	2	2-0
10+ Rebounds	2013-14	Career	Record
Aleighsa Welch	3	16	15-1
Alaina Coates	2	2	2-0
Tiffany Mitchell	0	5	4-1
Elem Ibiam	0	2	1-1
Asia Dozier	0	1	1-0
5+ Assists	2013-14	Career	Record
Khadijah Sessions	4	4	4-0
Asia Dozier	1	2	2-0
Olivia Gaines	1	1	1-0
Tiffany Mitchell	2	2	2-0
Tina Roy	2	2	2-0
5+ Steals	2013-14	Career	Record
Tiffany Mitchell	2	3	3-0
Tiffany Davis	0	1	1-0
5+ Blocks	2013-14	Career	Record
Elem Ibiam	1	3	3-0

Games Led Team In...

(Tied for team lead in each category included)

Scoring	2013-14	Career	Record
Aleighsa Welch	2	17	11-6
Alaina Coates	2	2	2-0
Elem Ibiam	1	3	2-1
Tiffany Mitchell	2	9	8-1
Asia Dozier	1	1	1-0
Khadijah Sessions	0	3	2-1
Tina Roy	0	2	2-0
Rebounding	2013-14	Career	Record
Aleighsa Welch	5	31	27-4
Alaina Coates	5	5	5-0
Elem Ibiam	1	6	6-0
Tiffany Mitchell	0	6	5-1
Assists	2013-14	Career	Record
Khadijah Sessions	4	7	6-1
Tiffany Mitchell	3	5	5-0
Tina Roy	1	2	2-0
Aleighsa Welch	0	4	2-2
Asia Dozier	0	1	1-0

SC_WBB_RAoK) and Facebook (SC Women's Basketball Random Acts of Kindness) accounts to help keep track of everyone's contributions. Fans are encouraged to submit their acts to those accounts.

Intro Video Vibe

South Carolina's intro video features voices familiar to the Gamecock faithful as redshirt sophomore Tina Roy and sophomore Khadijah Sessions collaborated for the second-straight year on the song that sets up the Gamecocks' starting lineup. It is the third season that Roy has written a song that reflects the team, the program and its goals. After the first year's song was more just for the team, South Carolina head coach Dawn Staley encouraged Roy to create one to share center stage at home games in 2012-13, which she did with support and "beats" from her first-year teammate Sessions. It was such a hit with fans and spark for the team that the duo did it again this season.

Drive for 5

The Gamecocks launched their "Drive for 5" women's basketball ticket campaign this season. Inspired by head coach Dawn Staley's jersey number during her Naismith Hall of Fame playing career, the campaign looks to bring at least 5,000 fans to every Gamecock women's basketball game. At the end of October, the Gamecocks were well on their way, surpassing 3,000 season tickets issued for the season for the first time in the Staley era.

Watching the Gamecocks

South Carolina will play a total of 13 regular-season games on television in 2013-14. Four non-conference home games – College of Charleston (Nov. 14), NC Central (Dec. 2), SC State (Dec. 22) and Savannah State (Dec. 29) – will air on Fox Sports South and Fox Sports Carolinas in addition to the Gamecocks' game at Southern Cal airing on the Pac-12 Networks and their outing at Kentucky showing on Fox Sports South. The SEC package includes four national and three regional broadcasts during league play. The Gamecocks will play twice on ESPN2 – at Vanderbilt (Jan. 26) and at LSU (Feb. 16) – and twice on ESPNU – vs. Vanderbilt (Jan. 5) and at Tennessee (Mar. 2). Other televised games are at Auburn (Jan. 12, SportSouth), vs. Arkansas (Feb. 9, SECTV) and vs. Florida (Feb. 23, SportSouth).

Scoring Differentials

Largest lead in a win	by 70 (99-29), 2nd-0:49 vs. Charleston Southern, 11/8/13
Largest deficit overcome to win	by 9 (0-9), 1st-17:33 vs. College of Charleston, 11/14/13
Largest lead given up in a loss	
Largest deficit in a loss	

Team Specialty Stats

South Carolina/Opponent

	Pts. in Paint	Pts. Off TOs	2nd Chance Pts	Fast Break Pts
11/8 CSU	70/6	40/5	23/6	32/4
11/10 LA Tech	38/18	13/12	19/8	20/8
11/14 CofC	28/18	8/9	23/10	6/5
11/17 SHU	34/30	11/8	9/10	20/6
11/20 at Clemson	40/10	13/10	21/4	12/2
11/23 at SDSU	30/26	33/11	14/1	12/2
11/25 at USC	42/28	20/19	13/6	8/10
12/2 NCCU	40/6	19/3	8/10	22/2
12/8 at Char.				
12/18 vs. UNC				
12/20 Winthrop				
12/22 SC St.				
12/28 Sav. St.				
1/2 at Arkansas				
1/5 Vandy				
1/9 Kentucky				
1/12 at Auburn				
1/16 at TAMU				
1/19 Alabama				
1/26 at Vandy				
1/30 Ole Miss				
2/2 Mizzou				
2/6 at Miss. St.				
2/9 Arkansas				
2/16 at LSU				
2/20 at Kentucky				
2/23 Florida				
2/28 Georgia				
3/2 at Tenn.				

Starters vs. Bench Points

	SC Starters	Opp. Starters	SC Bench	Opp. Bench
11/8 CSU	58	19	41	10
11/10 LA Tech	47	29	21	16
11/14 CofC	53	26	28	28
11/17 SHU	71	52	17	15
11/20 at Clemson	55	30	13	13
11/23 at SDSU	58	35	30	16
11/25 at USC	51	37	19	13
12/2 NCCU	57	16	32	11
12/8 at Char.				
12/18 vs. UNC				
12/20 Winthrop				
12/22 SC St.				
12/28 Sav. St.				
1/2 at Arkansas				
1/5 Vandy				
1/9 Kentucky				
1/12 at Auburn				
1/16 at TAMU				
1/19 Alabama				
1/26 at Vandy				
1/30 Ole Miss				
2/2 Mizzou				
2/6 at Miss. St.				
2/9 Arkansas				
2/16 at LSU				
2/20 at Kentucky				
2/23 Florida				
2/28 Georgia				
3/2 at Tenn.				

South Carolina's Record When...

	SEC Only	All
Record.....	0-0	8-0
Playing a ranked opponent.....	0-0	0-0
Playing at home	0-0	5-0
Playing on the road	0-0	3-0
Playing at neutral site	0-0	0-0
Leading at half	0-0	8-0
Trailing at half	0-0	0-0
Tied at half	0-0	0-0
Playing an overtime game	0-0	0-0
0 players score in double-figures	0-0	0-0
1 player scores in double-figures	0-0	0-0
2 players score in double-figures	0-0	0-0
3 players score in double-figures	0-0	2-0
4 players score in double-figures	0-0	3-0
5 players score in double-figures	0-0	3-0
Starters out-score opponent's starters	0-0	8-0
Opponent's starters score equal/more	0-0	0-0
Bench out-scores opponent's bench	0-0	6-0
Opponent's bench scores equal/more.....	0-0	2-0
Shooting 50% or better	0-0	5-0
Shooting between 40-49%	0-0	2-0
Shooting between 30-39%	0-0	1-0
Shooting less than 30%	0-0	0-0
Opponent shoots 50% or better.....	0-0	0-0
Opponent shoots between 40-49%	0-0	1-0
Opponent shoots between 30-39%	0-0	4-0
Opponent shoots less than 30%	0-0	3-0
Shooting better than opponent.....	0-0	8-0
Shooting worse than/equal to opponent	0-0	0-0
Having more FTs made than opponent	0-0	7-0
Having equal/less FTs made than opponent	0-0	1-0
Out-rebounding opponent.....	0-0	7-0
Having equal/less rebounds than opponent	0-0	1-0
Having more TOs than opponent	0-0	2-0
Having equal or less TOs than opponent.....	0-0	6-0
Attempting more FT than 3FG.....	0-0	7-0
Attempting equal/less FT than 3FG	0-0	1-0
Making 5 or more 3FGs.....	0-0	4-0
Making less than 5 3FGs.....	0-0	4-0
Making no 3 FGs.....	0-0	0-0
Attempting 15 or more 3FGs.....	0-0	5-0
Attempting less than 15 3FGs	0-0	3-0

	SEC Only	All
No South Carolina players foul out	0-0	6-0
One or more SC players foul out.....	0-0	2-0
Having 10 or more assists.....	0-0	8-0
Having less than 10 assists.....	0-0	0-0
Scoring more pts. in paint than opponent	0-0	8-0
Scoring equal/less pts. in paint than opp.	0-0	0-0
Scoring more pts. off TOs than opponent	0-0	7-0
Scoring equal/less pts. off TOs than opp.	0-0	1-0
Scoring more 2nd-chance pts.	0-0	6-0
Scoring equal/less 2nd-chance pts.....	0-0	2-0
Scoring more fast break pts.....	0-0	7-0
Scoring equal/less fast break pts.....	0-0	1-0
Wearing white uniforms	0-0	5-0
Wearing black uniforms	0-0	3-0
Wearing garnet uniforms.....	0-0	0-0
Playing in tournaments/classics	0-0	0-0
Playing on live television	0-0	4-0
Playing in November.....	0-0	7-0
Playing in December	0-0	1-0
Playing in January	0-0	0-0
Playing in February	0-0	0-0
Playing in March.....	0-0	0-0
Playing during the day.....	0-0	3-0
Playing at night	0-0	5-0
Playing on Sunday.....	0-0	2-0
Playing on Monday.....	0-0	2-0
Playing on Tuesday.....	0-0	0-0
Playing on Wednesday.....	0-0	1-0
Playing on Thursday.....	0-0	1-0
Playing on Friday	0-0	1-0
Playing on Saturday.....	0-0	1-0
Margin is 5 pts. or less.....	0-0	0-0
Margin is between 6-10.....	0-0	0-0
Margin is between 11-20.....	0-0	1-0
Margin is more than 20.....	0-0	7-0
Having a 20-pt. scorer.....	0-0	3-0
Having a 30-pt. scorer.....	0-0	0-0
Scoring 49 points or less.....	0-0	0-0
Scoring 50-59 points	0-0	0-0
Scoring 60-69 points.....	0-0	2-0
Scoring 70-79 points.....	0-0	2-0
Scoring 80-89 points.....	0-0	3-0
Scoring 90-99 points.....	0-0	1-0

2013-14 Team High / Low

South Carolina	Game Highs		Game Lows	
POINTS	99	Charleston Southern, 11/8/13	68	at Clemson, 11/20/13 Louisiana Tech, 11/10/13
FIELD GOALS MADE	39	Charleston Southern, 11/8/13	24	at Southern Cal, 11/25/13
FIELD GOAL ATTEMPTS	66	College of Charleston, 11/14/13	48	at Southern Cal, 11/25/13
FIELD GOAL PERCENTAGE	.609 (39-64)	Charleston Southern, 11/8/13	.379 (25-66)	College of Charleston, 11/14/13
3 PT FIELD GOALS MADE	9	at San Diego State, 11/23/13 College of Charleston, 11/14/13	2	at Southern Cal, 11/25/13
3 PT FG ATTEMPTS	28	College of Charleston, 11/14/13	6	at Southern Cal, 11/25/13 Charleston Southern, 11/8/13
3 PT FG PERCENTAGE	.500 (6-12) .500 (3-6)	Seton Hall, 11/17/13 Charleston Southern, 11/8/13	.222 (4-18)	Louisiana Tech, 11/10/13
FREE THROWS MADE	30	Seton Hall, 11/17/13	8	Louisiana Tech, 11/10/13
FREE THROW ATTEMPTS	44	Seton Hall, 11/17/13	22	Louisiana Tech, 11/10/13
FREE THROW PERCENTAGE	.769 (20-26)	at Southern Cal, 11/25/13	.364 (8-22)	Louisiana Tech, 11/10/13
REBOUNDS	62	College of Charleston, 11/14/13	30	at San Diego State, 11/23/13
ASSISTS	25	Charleston Southern, 11/8/13	12	at Southern Cal, 11/25/13
STEALS	17	Charleston Southern, 11/8/13	5	College of Charleston, 11/14/13
BLOCKED SHOTS	12	Charleston Southern, 11/8/13	3	at Southern Cal, 11/25/13
TURNOVERS	19	at Southern Cal, 11/25/13	7	NC Central, 12/2/13
FOULS	18	at Southern Cal, 11/25/13 at San Diego State, 11/23/13	9	Charleston Southern, 11/8/13

Opponent	Game Highs		Game Lows	
POINTS	67	Seton Hall, 11/17/13	25	NC Central, 12/2/13
FIELD GOALS MADE	26	Seton Hall, 11/17/13	8	NC Central, 12/2/13
FIELD GOAL ATTEMPTS	68	College of Charleston, 11/14/13	48	at San Diego State, 11/23/13 at Clemson, 11/20/13
FIELD GOAL PERCENTAGE	.438 (21-48)	at San Diego State, 11/23/13	.160 (8-50)	NC Central, 12/2/13
3 PT FIELD GOALS MADE	6	Seton Hall, 11/17/13	1	NC Central, 12/2/13 at Southern Cal, 11/25/13 at San Diego State, 11/23/13
3 PT FG ATTEMPTS	23	Charleston Southern, 11/8/13	7	at Clemson, 11/20/13 Louisiana Tech, 11/10/13
3 PT FG PERCENTAGE	.571 (4-7)	Louisiana Tech, 11/10/13	.071 (1-14)	NC Central, 12/2/13
FREE THROWS MADE	12	at Clemson, 11/20/13	5	Louisiana Tech, 11/10/13 Charleston Southern, 11/8/13
FREE THROW ATTEMPTS	19	at Clemson, 11/20/13	6	Charleston Southern, 11/8/13
FREE THROW PERCENTAGE	.833 (10-12)	NC Central, 12/2/13	.357 (5-14)	Louisiana Tech, 11/10/13
REBOUNDS	38	College of Charleston, 11/14/13	25	Charleston Southern, 11/8/13
ASSISTS	12	at Southern Cal, 11/25/13 College of Charleston, 11/14/13	4	Seton Hall, 11/17/13
STEALS	10	College of Charleston, 11/14/13	3	NC Central, 12/2/13
BLOCKED SHOTS	5	Charleston Southern, 11/8/13	1	NC Central, 12/2/13 at San Diego State, 11/23/13
TURNOVERS	25	at San Diego State, 11/23/13 Charleston Southern, 11/8/13	8	Seton Hall, 11/17/13
FOULS	28	Seton Hall, 11/17/13	13	NC Central, 12/2/13

Staley Era Team Records

Italics indicates set in 2013-14

Scoring

Most	Points
1. vs. <i>Charleston Southern</i> , 11/8/13	99
2. at Clemson, 11/19/09	92
3. at <i>San Diego State</i> , 11/23/13	88
vs. <i>Seton Hall</i> , 11/17/13	88
5. vs. North Carolina, 12/20/09	85

Fewest	Points
1. at Stanford, 11/26/10	32
2. vs. Georgia, 3/4/11	34
3. vs. Mississippi State, 3/5/09	39
4. at Georgia, 1/13/13	40
5. at Mississippi State, 2/26/09	41

Fewest Allowed	Points
1. vs. South Carolina State, 12/14/11	21
2. vs. Presbyterian, 11/27/11	24
3. vs. <i>NC Central</i> , 12/2/13	27
4. vs. <i>Charleston Southern</i> , 11/8/13	29
5. vs. Furman, 12/11/11	33
vs. Savannah State, 12/5/10	33

Most Allowed	Points
1. at Clemson, 11/19/09	94
2. vs. North Carolina, 12/20/09	93
3. vs. Xavier, 11/12/10	84
4. at Tennessee, 2/17/11	82
at Florida, 2/22/09	82

Margin of Outcome

Victory	Score	Margin
1. vs. <i>Charleston Southern</i> , 11/8/13	99-29	+70
2. vs. <i>NC Central</i>	79-27	+52
3. vs. South Carolina State, 12/14/11	66-21	+45
4. vs. Furman, 12/11/11	72-33	+39
5. at <i>San Diego State</i> , 11/23/13	88-54	+34
vs. Furman, 12/9/12	69-35	+34

Defeat	Score	Margin
1. at Stanford, 11/26/10	32-70	-38
2. vs. Georgia, 3/4/11	34-66	-32
3. vs. Stanford, 12/19/08	47-78	-31
4. at Penn State, 11/21/10	48-78	-30
5. vs. Connecticut, 12/28/08	48-77	-29

Field Goals

Made	FGM
1. vs. <i>Charleston Southern</i> , 11/8/13	39
2. vs. North Carolina, 12/20/09	34
at Clemson, 11/19/09	34
4. vs. North Carolina, 12/18/11	33
5. vs. Eastern Michigan, 3/17/12	32

Attempts	FGA
1. vs. Penn State, 11/20/11	76
2. at Clemson, 11/19/09	74
3. vs. Tennessee, 1/20/11	73
4. vs. Kansas, 3/25/13	72
5. vs. NC State, 12/13/09	71

Highest Percentage (Min. 40 FGA)	FGM-A	Pct
1. vs. <i>Charleston Southern</i> , 11/8/13	39-64	.609
2. at Alabama, 1/10/10	31-52	.596
3. vs. <i>NC Central</i> , 12/2/13	31-53	.585
4. vs. <i>Seton Hall</i> , 11/17/13	26-45	.578
5. at Kentucky, 2/14/13	28-50	.560

Lowest Percentage (Min. 40 FGA)	FGM-A	Pct
1. at Stanford, 11/26/10	12-55	.218
2. vs. Georgia, 3/4/11	12-52	.231
3. at Florida, 1/20/13	15-64	.234
4. at Kentucky, 2/5/09	13-55	.236
5. at Georgia, 1/2/11	13-54	.241

Lowest Percentage Allowed	FGM-A	Pct
1. vs. South Carolina State, 12/14/11	6-48	.125
2. vs. <i>NC Central</i> , 12/2/13	8-50	.160
3. vs. <i>Charleston Southern</i> , 11/8/13	10-54	.185
4. vs. Hampton, 11/22/12	11-57	.193
5. vs. Furman, 12/9/12	11-46	.239
vs. Clemson, 11/18/12	11-46	.239

Highest Percentage Allowed	FGM-A	Pct
1. vs. Connecticut, 12/28/08	35-62	.565
vs. Florida, 1/9/11	26-46	.565
3. vs. Xavier, 11/12/10	34-61	.557
4. at Kentucky, 1/13/11	30-55	.545
5. vs. Vanderbilt, 2/27/11	27-50	.540

3-Point Field Goals

Made	3FGM
1. at <i>San Diego State</i> , 11/23/13	9
vs. <i>College of Charleston</i> , 11/14/13	9
vs. Savannah State, 11/15/12	9
at Arkansas, 2/6/11	9
at Ole Miss, 1/16/11	9
vs. North Carolina, 12/18/11	9
vs. Ole Miss, 1/26/12	9

Attempts	3FGA
1. vs. Penn State, 11/20/11	29
2. vs. <i>College of Charleston</i> , 11/14/13	28
vs. North Carolina, 12/19/10	28
4. vs. Savannah State, 11/15/12	25
at Ole Miss, 1/16/11	25

Percentage (Min. 5 3FGA)	3FGM-A	Pct
1. vs. Western Carolina, 12/29/12	6-9	.667
at Alabama, 1/10/10	8-12	.667
vs. Charlotte, 12/21/08	8-12	.667
4. vs. Florida, 2/12/12	8-13	.615
5. at Alabama, 2/19/12	5-9	.556

Free Throws

Made	FTM
1. at Mississippi State, 1/6/13	32
2. vs. <i>Seton Hall</i> , 11/17/13	30
3. vs. SC State, 12/21/12	27
4. at Ole Miss, 1/22/09	26
5. vs. Charlotte, 12/21/08	24

Attempts	FTA
1. at Mississippi State, 1/6/13	50
2. vs. <i>Seton Hall</i> , 11/17/13	44
vs. SC State, 12/21/12	44
4. vs. <i>College of Charleston</i> , 11/14/13	42
5. at Xavier, 11/30/11	38

Percentage (Min. 10 FTA)	FTM-A	Pct
1. vs. Auburn, 1/2/09	23-26	.885
2. vs. San Diego State, 11/28/09	14-16	.875
3. at Tennessee, 1/7/10	10-12	.833
4. at Auburn, 2/4/10	9-11	.818
5. vs. Davidson, 11/24/08	13-16	.813

Rebounding

Total	Rebs
1. vs. <i>College of Charleston</i> , 11/14/13	62
2. at Florida, 1/20/13	59
3. vs. Hampton, 11/22/12	57
4. at Alabama, 2/7/13	53
vs. Elon, 11/9/12	53
vs. Brown, 12/29/09	53

Offensive	ORebs
1. vs. Elon, 11/9/12	29
2. vs. College of Charleston, 11/23/11	27
3. vs. Kansas, 3/25/13	26
at Florida, 1/20/13	26
4. vs. Savannah State, 11/15/12	25
vs. Penn State, 11/20/11	25
at Penn State, 11/21/10	25

Defensive	DRebs
1. vs. <i>College of Charleston</i> , 11/14/13	39
vs. Hampton, 11/22/12	39
3. vs. Charlotte, 11/16/09	35
4. at Florida, 1/20/13	33
at Ole Miss, 1/22/09	33

Margin	Rebs	Margin
1. at Alabama, 2/7/13	53-24	+29
2. vs. Florida Gulf Coast, 11/23/12	46-20	+26
3. vs. Hampton, 11/22/12	57-32	+25
4. vs. <i>College of Charleston</i> , 11/14/13	62-38	+24
vs. Savannah State, 11/15/12	50-26	+24

Assists

Game	Assists
1. vs. <i>Charleston Southern</i> , 11/8/13	25
2. at <i>San Diego State</i> , 11/23/13	24
3. vs. Eastern Michigan, 3/17/12	22
4. vs. <i>NC Central</i> , 12/2/13	20
at Louisiana Tech, 11/12/12	20
vs. Alabama, 2/15/09	20

Steals

Game	Steals
1. vs. Furman, 12/11/11	21
2. vs. <i>Charleston Southern</i> , 11/8/13	17
3. vs. NC State, 12/12/10	16
vs. USC Upstate, 12/16/08	16
5. vs. Furman, 12/9/12	15
vs. High Point, 12/2/09	15
vs. Davidson, 11/24/08	15

Blocked Shots

Game	Blocks
1. vs. <i>Charleston Southern</i> , 11/14/13	12
2. vs. Eastern Michigan, 3/17/12	11
vs. Furman, 12/11/11	11
4. vs. <i>Seton Hall</i> , 11/17/13	9
vs. Furman, 12/9/12	9
at NC State, 12/4/11	9
vs. Alabama A&M, 11/14/11	9

Turnovers

Fewest	TOs
1. at Tennessee, 2/2/12	4
2. at Missouri, 2/28/13	5
vs. Georgia, 3/2/12	5
vs. Ole Miss, 3/3/11	5
5. vs. Stanford, 12/19/12	7
at Louisiana Tech, 11/12/12	7
vs. Tennessee, 3/3/12	7

The Last Time ...

Individual

Scored 50 Points

South Carolina 51, Jocelyn Penn vs. Stetson, 1/4/03
Opponent Never

Scored 40 Points

South Carolina 51, Jocelyn Penn vs. Stetson, 1/4/03
Opponent 46, Cornelia Gayden, LSU, 1/14/95

Scored 30 Points

South Carolina 30, Ieasia Walker vs. Clemson, 11/18/10
Opponent 32, LaQueta Ferguson, Florida International, 11/25/07

Grabbed 20 Rebounds

South Carolina 25, Kelsey Bone vs. Boston University, 12/28/09
Opponent 24, Courtney Paris, Oklahoma, 12/30/07

Grabbed 15 Rebounds

South Carolina 17, Aleighsa Welch vs. College of Charleston, 11/14/13
Opponent 15, Kelsey Bone, Texas A&M, 2/10/13

Two Players with 20 or More Points

South Carolina La'Keisha Sutton 21/Markeshia Grant 20 vs. North Carolina, 12/18/11
Opponent Monica Engelmann 27/Angel Goodrich 20, Kansas, 3/25/13

Two Players with 10 or More Rebounds

South Carolina Aleighsa Welch 17/Alaina Coates 14 vs. College of Charleston, 11/14/13
Opponent Quistelle Williams 10/Berna Calli 10, Arkansas, 1/27/13

Had 10 Assists

South Carolina 10, Samone Kennedy at Florida, 2/24/08
Opponent 11, Marneshia Richard, Mississippi State, 1/21/07

Had Five Steals

South Carolina 5, Tiffany Mitchell at Southern Cal, 11/25/13
Opponent 5, Sam Ramirez, Appalachian State, 3/16/11

Had Five Blocked Shots

South Carolina 5, Elem Ibiam vs. Charleston Southern, 11/8/13
Opponent 7, Isabelle Harrison, Tennessee, 1/3/13

Had a Double-Double

South Carolina Aleighsa Welch (17 pts/10 rebs) at Clemson, 11/20/13
Opponent Bri Kulas (26 pts/12 rebs), Missouri, 2/28/13

Two Players had a Double-Double

South Carolina Aleighsa Welch (12 pts/17 rebs)/Alaina Coates (11 pts/14 rebs) vs. College of Charleston, 11/14/13
Opponent Chiney Ogumike (11 pts/10 rebs)/Nnemkadi Ogumike (39 pts/10 rebs), Stanford, 3/24/12

Had a Triple-Double

South Carolina Iva Sliskovic (18 pts, 15 rebs, 10 assts) vs. High Point, 12/20/06
Opponent Never

Team

Scored 100 Points

South Carolina 102 vs. North Carolina A&T, 3/21/08
Opponent 103, Clemson, 11/21/03

Won by 30 or More Points

South Carolina 79-27 (52) vs. NC Central, 12/2/13
Opponent 66-34 (32), Georgia, 3/4/11

Shot 65% or Better from the Field

South Carolina .652 (45-69) vs. East Tennessee State, 12/19/00
Opponent Never

Shot 60% or Better from the Field

South Carolina .609 (39-64) vs. Charleston Southern, 11/8/13
Opponent .604 (29-48), Vanderbilt, 1/18/01

Shot 50% or Better from the Field

South Carolina .585 (31-53) vs. NC Central, 12/2/13
Opponent .535 (23-43), Missouri, 2/28/13

No Players in Double-Figure Points

South Carolina at Auburn, 1/19/12
Opponent Charleston Southern, 11/8/13

Five Players in Double-Figure Points

South Carolina vs. Seton Hall, 11/17/13
Opponent Arkansas, 2/14/10

Faced AP Top-25 Opponent

Win 55-50 vs. No. 5 Kentucky, 1/24/13
Loss 52-61 vs. No. 19 Texas A&M, 3/8/13

Faced AP Top-10 Opponent

Win 55-50 vs. No. 5 Kentucky, 1/24/13
Loss 78-74 at No. 7 Kentucky, 2/14/13

Faced AP Top-5 Opponent

Win 55-50 vs. No. 5 Kentucky, 1/24/13
Loss 49-53 vs. No. 1 Stanford, 12/19/12

Faced AP No. 1 Team

Win Never
Loss 49-53 vs. No. 1 Stanford, 12/19/12

Overtime Game

Win 58-55 vs. Drexel, 11/28/12
Loss 60-74 vs. Vanderbilt, 2/27/11

Double-Overtime Game

Win 92-91 at Florida State, 2/4/91
Loss 92-94 at Clemson, 11/19/09

South Carolina Was Ranked (AP Poll)

AP No. 1 Never
AP Top 10 No. 10, 2/18/02
AP Top 25 No. 12, 12/2/13



ALAINA COATES

6-4
Freshman
Center
Irmo, S.C.
Dutch Fork

#41

Miscellaneous Stats

	Season	Career
Double-Double	2	2
20+ Points	2	2
10+ Points	6	6
10+ Rebounds	2	2
Tm-High Pts.	2	2
Tm-High Rebs.	5	5

- Has played in eight games, including one start (LA Tech)
- Ranks among SEC's top 10 in field goal percentage (2nd), blocks (5th) and rebounding (6th)
- Is among SEC's top 20 in scoring (18th) and offensive rebounds (15th)
- Stands as the league's top rebounding and third-highest scoring freshman
- Has led the team in scoring two times (Charleston Southern, at San Diego St.)
- Has led the team in rebounding five times (LA Tech, Seton Hall, at San Diego St., at USC, NC Central)
- Hit 7-of-8 shots against NC Central (Dec. 2), tied for third-best single-game percentage by a freshman in program history
- Scored 17 of her career-high 21 points at San Diego State (Nov. 23) in the second half, including a personal 7-0 run late in the game
- Made 11 free throws at San Diego State (Nov. 23), second-most by a Gamecock freshman in school history while her 15 attempts tied the freshman record
- Named SEC Freshman of the Week (Nov. 18) after averaging a double-double in two games (CofC, Seton Hall)
- Swatted four blocks against Seton Hall (Nov. 17) to tie for fourth all-time among Gamecock freshmen
- Grabbed 14 rebounds against CofC (Nov. 14), 10 in the second half, to tie for third in school history among freshmen, one shy of the freshman school record

2013-14 Game-by-Game

Opponent	Date	GS	MIN	FG-A	3FG-A	FTA	Reb	PF	A	TO	B	S	TP
CHAS. STHR.N.	11/08	17	9-14	0-0	2-2	4-3-7	2	1	1	2	1	20	
LA TECH	11/10	*	19	6-10	0-0	0-3	5-5-10	3	0	0	0	12	
C OF C	11/14		13	3-6	0-0	5-9	5-9-14	2	0	1	3	0	11
SETON HALL	11/17		19	4-5	0-0	2-6	3-5-8	3	1	0	4	1	10
at Clemson	11/20		15	2-5	0-0	5-8	1-5-6	4	0	1	1	2	9
at San Diego State	11/23		22	5-6	0-0	11-15	1-7-8	4	0	0	1	0	21
at USC	11/25		17	4-7	0-0	0-1	1-8-9	4	0	2	0	1	8
NC CENTRAL	12/02		22	7-8	0-0	1-2	2-5-7	3	1	1	2	1	15
at Charlotte	12/08												
vs. N. Carolina	12/18												
Winthrop	12/20												
SC State	12/22												
Savannah St.	12/28												
at Arkansas*	01/02												
Vanderbilt*	01/05												
Kentucky*	01/09												
at Auburn*	01/12												
at Texas A&M*	01/16												
Alabama*	01/19												
at Vanderbilt*	01/26												
Ole Miss*	01/30												
Missouri*	02/02												
at Miss. State*	02/06												
Arkansas*	02/09												
at LSU*	02/16												
at Kentucky*	02/20												
Florida*	02/23												
Georgia*	02/27												
at Tennessee*	03/02												

Career Highs – All Games

Pts 21 at San Diego St., 11/23/13
 FG 9 vs. Chas. Southern, 11/8/13
 FGA..... 14 vs. Chas. Southern, 11/8/13
 FG %... .875 (7-8) vs. NC Central, 12/2/13
 FT..... 11 at San Diego St., 11/23/13
 FTA..... 15 at San Diego St., 11/23/13
 FT % 1.00 (2-2) vs. Chas. Sthrn., 11/8/13
 Rebs..... 14 vs. CofC, 11/14/13
 Off Rebs.. 5, 2x, last vs. CofC., 11/14/13
 Def Rebs..... 9 vs. CofC., 11/14/13
 Blks 4 vs. Seton Hall, 11/17/13
 Stls..... 2 at Clemson, 11/20/13
 Assts... 1, 3x, last vs. NC Central, 12/2/13
 Min.... 22, 2x, last vs. NCCU, 12/2/13

Season Highs – All Games

Pts 21 at San Diego St., 11/23
 FG 9 vs. Charleston Southern, 11/8
 FGA..... 14 vs. Chas. Southern, 11/8
 FG %..... .875 (7-8) vs. NC Central, 12/2
 FT..... 11 at San Diego St., 11/23
 FTA..... 15 at San Diego St., 11/23
 FT % .. 1.00 (2-2) vs. Chas. Southern, 11/8
 Rebs..... 14 vs. C. of Charleston, 11/14
 Off Rebs 5, 2x, last vs. CofC, 11/14
 Def Rebs..... 9 vs. CofC, 11/14
 Blks 4 vs. Seton Hall, 11/17
 Stls..... 2 at Clemson, 11/20
 Assts 1, 3x, last vs. NC Central, 12/2
 Min..... 22, 2x, last vs. NCCU, 12/2

Career – SEC Games

Pts
 FG
 FGA
 FG %.....
 FT
 FTA
 FT %.....
 Rebs.....
 Off Rebs
 Def Rebs.....
 Blks
 Stls.....
 Assts
 Min.....

Season Highs – SEC Games

Pts
 FG
 FGA
 FG %.....
 FT
 FTA
 FT %
 Rebs.....
 Off Rebs
 Def Rebs.....
 Blks
 Stls.....
 Assts
 Min.....

Career Stats at South Carolina

Year	GP	GS	Min	Avg	FG	FGA	Pct	3FG	FGA	Pct	FT	FTA	Pct	Off	Def	Tot	Avg	PF	FO	A	TO	Blk	Stl	Pts	Avg
2013-14	8	1	144	18.0	40	61	.656	0	0	—	26	46	.565	22	47	69	8.6	25	0	3	6	13	6	106	13.3



TIFFANY DAVIS

5-7
R-Freshman
Guard
Houston, Texas
Westbury Christian

#15

Miscellaneous Stats

	Season	Career
Double-Double	0	0
10+ Points	0	0
5+ Assists	0	0
5+ Steals	0	1
Tm-High Pts.	0	0
Tm-High Assts.	0	0

- Has played in six games, missing the last two due to a shoulder injury suffered at San Diego State
- Matched her career high with three assists in just three minutes at San Diego State (Nov. 23) before a first-half shoulder injury ended her game
- Scored a career-high seven points against College of Charleston (Nov. 14), hitting 2-of-4 from the field, including a 3-pointer, while dishing out three assists
- Returned from knee surgery last season to score five points on 2-of-3 shooting in the season opener against Charleston Southern (Nov. 8)

2013-14 Game-by-Game

Opponent	Date	GS	MIN	FG-A	3FG-A	FTA	Reb	PF	A	TO	B	S	TP
CHAS. STHRN.	11/08	16	2-3	0-0	1-3	1-1-2	1	1	2	1	0	5	
LA TECH	11/10	10	1-4	1-4	0-0	1-1-2	0	1	2	0	1	3	
C OF C	11/14	19	2-4	1-2	2-2	0-1-1	0	3	2	0	1	7	
SETON HALL	11/17	5	0-0	0-0	0-0	0-1-1	0	0	1	0	0	0	
at Clemson	11/20	10	0-0	0-0	0-0	0-0-0	0	1	0	0	0	0	
at San Diego State	11/23	3	0-1	0-0	0-0	0-0-0	0	3	0	0	0	0	
at USC	11/25												— DNP (Injury) —
NC CENTRAL	12/02												— DNP (Injury) —
at Charlotte	12/08												
vs. N. Carolina	12/18												
Winthrop	12/20												
SC State	12/22												
Savannah St.	12/28												
at Arkansas*	01/02												
Vanderbilt*	01/05												
Kentucky*	01/09												
at Auburn*	01/12												
at Texas A&M*	01/16												
Alabama*	01/19												
at Vanderbilt*	01/26												
Ole Miss*	01/30												
Missouri*	02/02												
at Miss. State*	02/06												
Arkansas*	02/09												
at LSU*	02/16												
at Kentucky*	02/20												
Florida*	02/23												
Georgia*	02/27												
at Tennessee*	03/02												

Career Highs – All Games

Pts 7 vs. C. of Charleston, 11/14/13
FG 2, 3x, last vs. CofC, 11/14/13
FGA 4, 3x, last vs. CofC, 11/14/13
FG %... .667 (2-3) vs. Char. Sthrn., 11/8/13
3FG 1, 3x, last vs. CofC, 11/14/13
3FGA..... 4 vs. LA Tech, 11/10/13
3FG %
FT..... 2, 2x, last vs. CofC, 11/14/13
FTA..... 3 vs. Chas. Southern, 11/8/13
FT % 1.00 (2-2), 2x, last vs. CofC, 11/14/13
Rebs..... 3 vs. Elon, 11/9/12
Off Rebs... 1, 3x, last vs. La Tech, 11/10/13
Def Rebs..... 2 vs. Elon, 11/9/12
Stls..... 5 vs. Elon, 11/9/12
Assts 3, 3x, last at San Diego St., 11/23/13
Min..... 20 vs. Elon, 11/9/12

Season Highs – All Games

Pts 7 vs. C. of Charleston, 11/14
FG 2, 3x, last vs. CofC, 11/14
FGA..... 4, 3x, last vs. CofC, 11/14
FG %..... .667 (2-3) vs. Char. Sthrn., 11/8
3FG 1, 3x, last vs. CofC, 11/14
3FGA..... 4 vs. LA Tech, 11/10
3FG %
FT..... 2, 2x, last vs. CofC, 11/14
FTA..... 3 vs. Chas. Southern, 11/8
FT % 1.00 (2-2), 2x, last vs. CofC, 11/14
Rebs..... 2, 2x, last vs. LA Tech, 11/10
Off Rebs..... 1, 3x, last vs. La Tech, 11/10
Def Rebs... 1, 4x, last vs. Seton Hall, 11/17
Stls..... 1, 2x, last vs. CofC, 11/14
Assts 3, 2x, last at San Diego St., 11/23/13
Min..... 19 vs. C. of Charleston, 11/14

Career – SEC Games

Pts
FG
FGA
FG %
3FG
3FGA
3FG %
FT
FTA
FT %
Rebs
Off Rebs
Def Rebs
Stls
Assts
Min

Season Highs – SEC Games

Pts
FG
FGA
FG %
3FG
3FGA
3FG %
FT
FTA
FT %
Rebs
Off Rebs
Def Rebs
Stls
Assts
Min

Career Stats at South Carolina

Year	GP	GS	Min	Avg	FG	FGA	Pct	3FG	FGA	Pct	FT	FTA	Pct	Off	Def	Tot	Avg	PF	FO	A	TO	Blk	Stl	Pts	Avg
2012-13	3	0	40	13.3	4	8	.500	1	4	.250	3	4	.750	1	3	4	1.3	1	0	4	2	0	5	12	4.0
2013-14	6	0	63	10.5	5	12	.417	2	6	.333	3	5	.600	2	4	6	1.0	1	0	9	7	1	2	15	2.5
Career Totals	9	0	103	11.4	9	20	.450	3	10	.300	6	9	.667	3	7	10	1.1	3	0	13	9	1	7	27	3.0



ASIA DOZIER

6-0
Sophomore
Guard/Forward
Columbia, S.C.
Spring Valley

#31

Miscellaneous Stats

	Season	Career
Double-Double	0	0
10+ Points	2	4
10+ Rebounds	0	1
5+ Assists	1	2
Tm-High Pts.	1	1
Tm-High Assts.	0	1

- Has started every game this season
- Is 14th in the SEC in 3-pointers made per game (1.5)
- Has led the team in scoring one time (CofC)
- Scored all of her career-high 16 points at San Diego State (Nov. 23) in the first half, hitting 3-of-6 3s in her 17 minutes before halftime
- Posted a career-high 16 points against College of Charleston (Nov. 14) to lead the team in scoring for first time in her career

2013-14 Game-by-Game

Opponent	Date	GS	MIN	FG-A	3FG-A	FTA	Reb	PF	A	TO	B	S	TP
CHAS. STHRN.	11/08	*	17	1-3	0-0	2-2	2-1-3	1	5	1	1	2	4
LA TECH	11/10	*	21	3-5	1-1	0-0	0-1-1	1	0	3	0	0	7
C OF C	11/14	*	25	6-12	4-8	0-0	0-2-2	1	3	1	0	0	16
SETON HALL	11/17	*	27	2-6	2-4	0-0	0-4-4	2	2	3	0	2	6
at Clemson	11/20	*	30	2-9	0-5	0-1	3-6-9	3	0	2	0	0	4
at San Diego State	11/23	*	28	5-13	4-10	2-2	3-0-3	2	0	2	0	2	16
at USC	11/25	*	25	1-4	0-1	2-2	0-2-2	1	2	3	0	0	4
NC CENTRAL	12/02	*	18	2-3	1-2	1-2	0-2-2	0	1	0	0	0	6
at Charlotte	12/08												
vs. N. Carolina	12/18												
Winthrop	12/20												
SC State	12/22												
Savannah St.	12/28												
at Arkansas*	01/02												
Vanderbilt*	01/05												
Kentucky*	01/09												
at Auburn*	01/12												
at Texas A&M*	01/16												
Alabama*	01/19												
at Vanderbilt*	01/26												
Ole Miss*	01/30												
Missouri*	02/02												
at Miss. State*	02/06												
Arkansas*	02/09												
at LSU*	02/16												
at Kentucky*	02/20												
Florida*	02/23												
Georgia*	02/27												
at Tennessee*	03/02												

Career Highs – All Games

Pts 16, 2x, last at San Diego St., 11/23/13
FG 6 vs. C. of Charleston, 11/14/13
FGA..... 13 at San Diego St., 11/23/13
FG %... 1.00 (4-4) at Kentucky, 2/14/13
3FG... 4, 2x, last at San Diego St., 11/23/13
3FGA..... 10 at San Diego St., 11/23/13
3FG %... 1.00 (2-2) at Kentucky, 2/14/13
FT..... 4 vs. Elon, 11/9/12
FTA..... 7 vs. Elon, 11/9/12
FT%.. 1.00 (2-2), 4x, last at USC, 11/25/13
Rebs..... 10 vs. Elon, 11/9/12
Off Rebs 4 vs. Elon, 11/9/12
Def Rebs.. 6, 2x, last at Clemson, 11/20/13
Blks... 1, 5x, last vs. Chas. Sthrn., 11/8/13
Stls... 2, 4x, last at San Diego St., 11/23/13
Assts.. 5, 2x, last vs. Chas. Sthrn., 11/8/13
Min..... 30 at Clemson, 11/20/13

Season Highs – All Games

Pts .. 16, 2x, last at San Diego St., 11/23
FG 6 vs. C. of Charleston, 11/14
FGA..... 13 at San Diego St., 11/23
FG %... .600 (3-5) vs. LA Tech, 11/10
3FG.. 4, 2x, last at San Diego St., 11/23
3FGA..... 10 at San Diego St., 11/23
3FG %..... .500 (4-8) vs. CofC, 11/14
FT..... 2, 3x, last at USC, 11/25
FTA..... 2, 3x, last at USC, 11/25
FT%.. 1.00 (2-2), 3x, last at USC, 11/25/13
Rebs..... 9 at Clemson, 11/20
Off Rebs.. 3, 2x, last at San Diego St., 11/23
Def Rebs..... 6 at Clemson, 11/20
Blks ... 1 vs. Charleston Southern, 11/8
Stls.. 2, 3x, last at San Diego St., 11/23
Assts 5 vs. Chas. Southern, 11/8
Min..... 30 at Clemson, 11/20

Career – SEC Games

Pts 10 at Kentucky, 2/14/13
FG 4 at Kentucky, 2/14/13
FGA..... 10 vs. Ole Miss, 2/17/13
FG %... 1.00 (4-4) at Kentucky, 2/14/13
3FG 2 at Kentucky, 2/14/13
3FGA..... 6 at Ole Miss, 2/17/13
3FG %... 1.00 (2-2) at Kentucky, 2/14/13
FT..... 1 at Mississippi State, 1/6/13
FTA..... 2 at Mississippi State, 1/6/13
FT %... .500 (1-2) at Miss. State, 1/6/13
Rebs..... 6 at Ole Miss, 2/17/13
Off Rebs..... 2 at Ole Miss, 2/17/13
Def Rebs..... 4, 2x, last at Ole Miss, 2/17/13
Blks 1 at Mississippi State, 1/6/13
Stls..... 1 at Alabama, 2/7/13
Assts 2 at Florida, 1/20/13
Min..... 20 vs. Vanderbilt, 1/10/13

Season Highs – SEC Games

Pts
FG
FGA.....
FG %.....
3FG
3FGA.....
3FG %.....
FT.....
FTA.....
FT %.....
Rebs.....
Off Rebs.....
Def Rebs.....
Blks.....
Stls.....
Assts.....
Min.....

Career Stats at South Carolina

Year	GP	GS	Min	Avg	FG	FGA	Pct	3FG	FGA	Pct	FT	FIA	Pct	Off	Def	Tot	Avg	PF	FO	A	TO	Blk	Stl	Pts	Avg
2012-13	31	0	398	12.8	28	134	.209	16	91	.176	11	24	.458	19	42	61	2.0	35	1	25	20	4	8	83	2.7
2013-14	8	8	191	23.9	22	55	.400	12	31	.387	7	9	.778	8	18	26	3.3	11	0	13	15	1	6	63	7.9
Career Totals	39	8	589	15.1	50	189	.265	28	122	.230	18	33	.545	27	60	87	2.2	46	1	38	35	5	14	146	3.7



INDIA FARMER

6-0
Freshman
Forward
North Myrtle Beach, S.C.
North Myrtle Beach

#0

Miscellaneous Stats

	Season	Career
Double-Double	0	0
10+ Points	0	0
10+ Rebounds	0	0
5+ Blocks	0	0
Tm-High Pts.	0	0
Tm-High Rebs.	0	0

- Has played in five games
- Scored her first career points on a 3-pointer against NC Central (Dec. 2), also snagging three rebounds in her 11 minutes of play

2013-14 Game-by-Game

Opponent	Date	GS	MIN	FG-A	3FG-A	FTA	Reb	PF	A	TO	B	S	TP
CHAS. STHRN.	11/08	6	0-0	0-0	0-0	0-0-0	0	0	0	0	0	0	0
LA TECH	11/10	1	0-0	0-0	0-0	0-0-0	0	0	0	0	0	0	0
C OF C	11/14	5	0-0	0-0	0-0	0-0-0	1	0	0	0	0	0	0
SETON HALL	11/17					— DNP (Coach's Decision)	—						
at Clemson	11/20	1	0-0	0-0	0-0	0-0-0	0	0	0	0	0	0	0
at San Diego State	11/23					— DNP (Coach's Decision)	—						
at USC	11/25					— DNP (Coach's Decision)	—						
NC CENTRAL	12/02	11	1-3	1-2	0-0	1-2-3	1	0	0	0	0	0	3
at Charlotte	12/08												
vs. N. Carolina	12/18												
Winthrop	12/20												
SC State	12/22												
Savannah St.	12/28												
at Arkansas*	01/02												
Vanderbilt*	01/05												
Kentucky*	01/09												
at Auburn*	01/12												
at Texas A&M*	01/16												
Alabama*	01/19												
at Vanderbilt*	01/26												
Ole Miss*	01/30												
Missouri*	02/02												
at Miss. State*	02/06												
Arkansas*	02/09												
at LSU*	02/16												
at Kentucky*	02/20												
Florida*	02/23												
Georgia*	02/27												
at Tennessee*	03/02												

Career Highs – All Games

Pts 3 vs. NC Central, 12/2/13
 FG 1 vs. NC Central, 12/2/13
 FGA 3 vs. NC Central, 12/2/13
 FG %... .333 (1-3) vs. NCCU, 12/2/13
 3FG 1 vs. NC Central, 12/2/13
 3FGA 2 vs. NC Central, 12/2/13
 3FG % .500 (1-2) vs. NCCU, 12/2/13
 FT
 FTA
 FT %
 Rebs 3 vs. NC Central, 12/2/13
 Off Rebs 1 vs. NC Central, 12/2/13
 Def Rebs 2 vs. NC Central, 12/2/13
 Blks
 Stls
 Assts
 Min 11 vs. NC Central, 12/2/13

Season Highs – All Games

Pts 3 vs. NC Central, 12/2/13
 FG 1 vs. NC Central, 12/2/13
 FGA 3 vs. NC Central, 12/2/13
 FG %333 (1-3) vs. NCCU, 12/2/13
 3FG 1 vs. NC Central, 12/2/13
 3FGA 2 vs. NC Central, 12/2/13
 3FG %500 (1-2) vs. NCCU, 12/2/13
 FT
 FTA
 FT %
 Rebs 3 vs. NC Central, 12/2/13
 Off Rebs 1 vs. NC Central, 12/2/13
 Def Rebs 2 vs. NC Central, 12/2/13
 Blks
 Stls
 Assts
 Min 11 vs. NC Central, 12/2/13

Career – SEC Games

Pts
 FG
 FGA
 FG %
 FT
 FTA
 FT %
 Rebs
 Off Rebs
 Def Rebs
 Blks
 Stls
 Assts
 Min

Season Highs – SEC Games

Pts
 FG
 FGA
 FG %
 FT
 FTA
 FT %
 Rebs
 Off Rebs
 Def Rebs
 Blks
 Stls
 Assts
 Min

Career Stats at South Carolina

Year	GP	GS	Min	Avg	FG	FGA	Pct	3FG	FGA	Pct	FT	FTA	Pct	Off	Def	Tot	Avg	PF	FO	A	TO	Blk	Stl	Pts	Avg
2013-14	5	0	24	4.8	1	3	.333	1	2	.500	0	0	—	1	2	3	0.6	2	0	0	0	0	0	3	0.6



OLIVIA GAINES

5-7
Junior
Guard
Chester, S.C.
Louisburg College (N.C.)

#2

Miscellaneous Stats

	Season	Career
Double-Double	0	0
10+ Points	0	0
10+ Rebounds	0	0
5+ Assists	1	1
Tm-High Pts.	0	0
Tm-High Assts.	0	0

- Has played in six games
- Was solid in 18 minutes against NC Central (Dec. 2), hitting a pair of field goals, pulling down five rebounds and handing out four assists with just one turnover
- Made a statement in her debut with four points, five assists, four rebounds and three steals in 17 minutes against Charleston Southern (Nov. 8)

2013-14 Game-by-Game

Opponent	Date	GS	MIN	FG-A	3FG-A	FTA	Reb	PF	A	TO	B	S	TP
CHAS. STHR.N.	11/08	17	2-3	0-0	0-0	2-2-4	0	5	1	1	3	4	
LA TECH	11/10	9	1-2	0-0	0-1	3-1-4	1	3	1	1	0	2	
C OF C	11/14	11	0-1	0-0	2-2	0-1-1	1	0	1	0	1	2	
SETON HALL	11/17	5	0-0	0-0	0-1-1	2	1	0	0	0	0	0	
at Clemson	11/20					— DNP (Coach's Decision) —							
at San Diego State	11/23	5	0-0	0-0	1-2	1-0-1	0	1	0	0	1	1	
at USC	11/25					— DNP (Coach's Decision) —							
NC CENTRAL	12/02	18	2-3	0-1	0-0	1-4-5	1	4	1	0	1	4	
at Charlotte	12/08												
vs. N. Carolina	12/18												
Winthrop	12/20												
SC State	12/22												
Savannah St.	12/28												
at Arkansas*	01/02												
Vanderbilt*	01/05												
Kentucky*	01/09												
at Auburn*	01/12												
at Texas A&M*	01/16												
Alabama*	01/19												
at Vanderbilt*	01/26												
Ole Miss*	01/30												
Missouri*	02/02												
at Miss. State*	02/06												
Arkansas*	02/09												
at LSU*	02/16												
at Kentucky*	02/20												
Florida*	02/23												
Georgia*	02/27												
at Tennessee*	03/02												

Career Highs – All Games

Pts 4, 2x, last vs. NCCU, 12/2/13
FG 2, 2x, last vs. NCCU, 12/2/13
FGA 3, 2x, last vs. NCCU, 12/2/13
FG %	.. .667 (2-3), 2x, last vs. NCCU, 12/2/13
3FG
3FGA 1 vs. NC Central, 12/2/13
3FG %
FT 2 vs. C. of Charleston, 11/14/13
FTA 2, 2x, last at San Diego St., 11/23/13
FT %	... 1.00 (2-2) vs. CofC, 11/14/13
Rebs 5 vs. NC Central, 12/2/13
Off Rebs 3 vs. La Tech, 11/10/13
Def Rebs 4 vs. NC Central, 12/2/13
Blks	.. 1, 2x, last vs. LA Tech, 11/10/13
Stls 3 vs. Chas. Southern, 11/8/13
Assts 5 vs. Chas. Southern, 11/8/13
Min 18 vs. NC Central, 12/2/13

Season Highs – All Games

Pts 4, 2x, last vs. NCCU, 12/2
FG 2, 2x, last vs. NCCU, 12/2
FGA 3, 2x, last vs. NCCU, 12/2
FG %	.. .667 (2-3), 2x, last vs. NCCU, 12/2
3FG
3FGA 1 vs. NC Central, 12/2
3FG %
FT 2 vs. C. of Charleston, 11/14
FTA 2, 2x, last at San Diego St., 11/23
FT % 1.00 (2-2) vs. CofC, 11/14
Rebs 5 vs. NC Central, 12/2
Off Rebs 3 vs. La Tech, 11/10
Def Rebs 4 vs. NC Central, 12/2
Blks 1, 2x, last vs. LA Tech, 11/10
Stls 3 vs. Chas. Southern, 11/8
Assts 5 vs. Chas. Southern, 11/8
Min 18 vs. NC Central, 12/2

Career – SEC Games

Pts
FG
FGA
FG %
3FG
3FGA
3FG %
FT
FTA
FT %
Rebs
Off Rebs
Def Rebs
Blks
Stls
Assts
Min

Season Highs – SEC Games

Pts
FG
FGA
FG %
3FG
3FGA
3FG %
FT
FTA
FT %
Rebs
Off Rebs
Def Rebs
Blks
Stls
Assts
Min


Career Stats at South Carolina

Year	GP	GS	Min	Avg	FG	FGA	Pct	3FG	FGA	Pct	FT	FTA	Pct	Off	Def	Tot	Avg	PF	FO	A	TO	Blk	Stl	Pts	Avg
2013-14	6	0	65	10.8	5	9	.556	0	1	.000	3	5	.600	7	9	16	2.7	5	0	14	4	2	6	13	2.2



ELEM IBIAM

**6-4
Junior
Center
Fayetteville, Ga.
Fayette County**



#33

Miscellaneous Stats

	Season	Career
Double-Double	0	1
10+ Points	5	12
10+ Rebounds	0	2
5+ Blocks	1	3
Tm-High Pts.	1	3
Tm-High Rebs.	1	6

- Has started eight games this season
- Ranks second in the SEC with 2.4 blocks per game
- Has led the team in scoring one time (Seton Hall)
- Has led the team in rebounding one time (Seton Hall)
- Scored seven of her 11 points and grabbed six of her eight rebounds against Louisiana Tech (Nov. 10) in the first 10 minutes of the second half
- Tied for fourth-best perfect shooting night in Colonial Life Arena history, going 7-of-7 from the field against Charleston Southern (Nov. 8)
- Matched her career high and third in Colonial Life Arena history with five blocks against Charleston Southern (Nov. 8)

2013-14 Game-by-Game

Opponent	Date	GS	MIN	FG-A	3FG-A	FTA	Reb	PF	A	TO	B	S	TP
CHAS. STHRN.	11/08	*	20	7-7	0-0	3-5	1-5-6	0	0	1	5	2	17
LA TECH	11/10	*	24	3-6	0-0	5-10	2-6-8	5	1	3	3	1	11
C OF C	11/14	*	23	5-8	0-0	2-5	2-4-6	2	0	0	3	1	12
SETON HALL	11/17	*	29	5-10	0-0	8-9	1-7-8	2	0	2	3	0	18
at Clemson	11/20	*	25	5-6	0-0	0-0	3-3-6	2	1	0	1	1	10
at San Diego State	11/23	*	21	2-3	0-0	1-2	1-3-4	3	1	1	1	1	5
at USC	11/25	*	19	2-5	0-0	0-0	2-3-5	5	1	2	2	0	4
NC CENTRAL	12/02	*	20	0-1	0-0	2-2	0-3-3	2	0	1	1	0	2
at Charlotte	12/08												
vs. N. Carolina	12/18												
Winthrop	12/20												
SC State	12/22												
Savannah St.	12/28												
at Arkansas*	01/02												
Vanderbilt*	01/05												
Kentucky*	01/09												
at Auburn*	01/12												
at Texas A&M*	01/16												
Alabama*	01/19												
at Vanderbilt*	01/26												
Ole Miss*	01/30												
Missouri*	02/02												
at Miss. State*	02/06												
Arkansas*	02/09												
at LSU*	02/16												
at Kentucky*	02/20												
Florida*	02/23												
Georgia*	02/27												
at Tennessee*	03/02												

Career Highs – All Games

Pts	19 vs. Alabama, 3/7/13
FG	8 vs. Alabama, 3/7/13
FGA	12 vs. Alabama 3/7/13
FG %	1.00 (7-7) vs. Charleston Southern, 11/8/13
FT	8 vs. Seton Hall, 11/17/13
FTA	10 vs. LA Tech, 11/10/13
FT %	1.000 (2-2), 2x, last vs. Eastern Michigan, 3/17/12
Rebs	11 vs. Elon, 11/9/12
Off Rebs	6 vs. Elon, 11/9/12
Def Rebs	7, 2x, last vs. Seton Hall, 11/17/13
Blks	5, 2x, last vs. Chas. Sthrn., 11/8/13
Stls	2, 3x, last vs. Chas. Sthrn., 11/8/13
Assts	3 vs. South Dakota St., 3/23/13
Min	29, 2x, last vs. Seton Hall, 11/17/13

Season Highs – All Games

Pts	18 vs. Seton Hall, 11/17
FG	7 vs. Charleston Southern, 11/8
FGA	10 vs. Seton Hall, 11/17
FG %	1.00 (7-7) vs. Charleston Southern, 11/8
FT	8 vs. Seton Hall, 11/17
FTA	10 vs. LA Tech, 11/10
FT %	.889 (8-9) vs. Seton Hall, 11/17
Rebs	8, 2x, last vs. Seton Hall, 11/17
Off Rebs	3 at Clemson, 11/20
Def Rebs	7, 2x, last vs. Seton Hall, 11/17
Blks	5 vs. Charleston Southern, 11/8
Stls	2 vs. Charleston Southern, 11/8
Assts	1, 4x, last at USC, 11/25
Min	29, 2x, last vs. Seton Hall, 11/17

Career – SEC Games

Pts	15 at Kentucky, 2/14/13
FG	6 at Kentucky, 2/14/13
FGA	8 at Alabama, 2/7/13
FG %	.857 (6-7) at Kentucky, 2/14/13
FT	5 vs. Mississippi State, 2/24/13
FTA	8 vs. Mississippi State, 2/24/13
FT %	1.00 (3-3) at Kentucky, 2/14/13
Rebs	8 vs. Kentucky, 1/24/13
Off Rebs	4, 2x, last vs. Ky., 1/24/13
Def Rebs	4 vs. Kentucky, 1/24/13
Blks	2, 5x, last vs. Miss. State, 2/24/13
Stls	1, 4x, last vs. Florida, 3/3/13
Assts	1 vs. Arkansas, 2/9/12
Min	22 at Kentucky, 2/14/13

Season Highs – SEC Games

Pts	
FG	
FGA	
FG %	
FT	
FTA	
FT %	
Rebs	
Off Rebs	
Def Rebs	
Blks	
Stls	
Assts	
Min	

Career Stats at South Carolina

Year	GP	GS	Min	Avg	FG	FGA	Pct	3FG	FGA	Pct	FT	FIA	Pct	Off	Def	Tot	Avg	PF	FO	A	TO	Blk	Stl	Pts	Avg
2011-12	25	0	197	7.9	26	59	.441	0	1	.000	22	35	.629	34	40	74	3.0	33	0	4	16	17	2	74	3.0
2012-13	30	0	472	15.7	64	131	.489	0	0	—	32	64	.500	52	83	135	4.5	48	1	8	20	30	11	160	5.3
2013-14	8	8	181	22.6	29	46	.630	0	0	—	21	33	.636	12	34	46	5.8	21	2	4	10	19	6	79	9.9
Career Totals	63	8	850	13.5	119	236	.504	0	1	.000	75	132	.568	98	157	255	4.1	102	3	16	46	66	19	313	5.0



TIFFANY MITCHELL

5-9
Sophomore
Guard
Charlotte, N.C.
Providence Day

#25

Miscellaneous Stats

	Season	Career
Double-Double	0	2
20+ Points	1	2
10+ Points	8	22
10+ Rebounds	0	5
5+ Assists	2	2
5+ Steals	2	3
Tm-High Pts.	2	9
Tm-High Rebs.	0	6
Tm-High Assts.	3	5

- Has started eight games
- Over last four games, averaged 18.0 points on 65.8 percent shooting, 4.5 rebounds, 4.8 assists and 3.3 steals
- Is only player among SEC's top 10 scorers to rank in the top five in field goal percentage as well
- Ranks eighth in the SEC in scoring, third in field goal percentage, sixth in steals (2.5/gm) and 14th in assist-to-turnover ratio (1.6)
- Leads the team in points and steals and is second in assists
- Has led the team in scoring two times (at USC, NC Central)
- Has led the team in assists three times (at Clemson, at San Diego St., at USC)
- Scored 12 of her 17 points at San Diego State in the second half, while handing out six of her career-high nine assists in the final 20 minutes as well

2013-14 Game-by-Game

Opponent	Date	GS	MIN	FG-A	3FG-A	FTA	Reb	PF	A	TO	B	S	TP
CHAS. STHR.N.	11/08	*	21	6-10	0-0	0-0	1-0-1	0	1	0	0	5	12
LA TECH	11/10	*	27	4-9	1-4	1-3	0-4-4	1	3	2	0	1	10
C OF C	11/14	*	26	3-7	2-3	3-7	3-5-8	1	1	2	0	0	11
SETON HALL	11/17	*	36	5-10	2-3	3-6	1-2-3	2	4	1	0	1	15
at Clemson	11/20	*	28	6-10	2-4	0-0	2-4-6	0	5	4	0	2	14
at San Diego State	11/23	*	26	6-10	1-2	4-5	1-2-3	2	9	1	0	3	17
at USC	11/25	*	34	6-9	0-1	10-13	3-3-6	3	4	6	0	5	22
NC CENTRAL	12/02	*	14	7-9	2-3	3-4	1-2-3	1	1	1	0	3	19
at Charlotte	12/08												
vs. N. Carolina	12/18												
Winthrop	12/20												
SC State	12/22												
Savannah St.	12/28												
at Arkansas*	01/02												
Vanderbilt*	01/05												
Kentucky*	01/09												
at Auburn*	01/12												
at Texas A&M*	01/16												
Alabama*	01/19												
at Vanderbilt*	01/26												
Ole Miss*	01/30												
Missouri*	02/02												
at Miss. State*	02/06												
Arkansas*	02/09												
at LSU*	02/16												
at Kentucky*	02/20												
Florida*	02/23												
Georgia*	02/27												
at Tennessee*	03/02												

Career Highs – All Games

Pts 22 at USC, 11/25/13
FG 8 vs. Furman, 12/9/12
FGA 17 vs. Tennessee, 1/3/13
FG %... .833 (5-6) vs. Western Carolina, 12/29/12
3FG 2, 9x, last vs. NCCU, 12/2/13
3FGA 4, 3x, last at Clemson, 11/20/13
3FG %... 1.00 (2-2), 3x, last vs. Western Carolina, 12/29/12
FT 10 at USC, 11/25/13
FTA 13, 2x, last at USC, 11/25/13
FT % .. 1.00 (4-4) at Missouri, 2/28/13
Rebs..... 11, 4x, last at Florida, 1/20/13
Off Rebs..... 6 at Florida, 1/20/13
Def Rebs... 8, 2x, last at Seton Hall, 12/2/12
Blks 1, 4x last vs. Alabama, 3/7/13
Stls 5, 3x, last at USC, 11/25/13
Assts 9 at San Diego State, 11/23/13
Min... 36, 3x, last vs. Seton Hall, 11/17/13

Season Highs – All Games

Pts 22 at USC, 11/25
FG 7 vs. NC Central, 12/2
FGA.. 10, 4x, last at San Diego St., 11/23
FG %... .777 (7-9) vs. NC Central, 12/2
3FG 2, 4x, last vs. NC Central, 12/2
3FGA..... 4, 2x, last at Clemson, 11/20
3FG %..... .667 (2-3), 3x, last, vs. NC Central, 12/2
FT..... 10 at USC, 11/25
FTA..... 13 at USC, 11/25
FT %.. .800 (4-5) at San Diego St., 11/23
Rebs..... 8 vs. CofC, 11/14
Off Rebs 3, 2x, last at USC, 11/25
Def Rebs 5 vs. CofC, 11/14
Blks
Stls 5, 2x, last at USC, 11/25
Assts 9 at San Diego State, 11/23
Min..... 36 vs. Seton Hall, 11/17

Career – SEC Games

Pts 15 vs. Ole Miss, 2/17/13
FG 7 at Ole Miss, 2/17/13
FGA 17 vs. Tennessee, 1/3/13
FG %... .600 (3-5) at Kentucky, 2/14/13
3FG 2 vs. Texas A&M, 2/10/13
3FGA 3, 3x, last vs. TAMU, 2/10/13
3FG %... .667 (2-3) vs. TAMU, 2/10/13
FT 6 vs. LSU, 1/17/13
FTA 10 vs. LSU, 1/17/13
FT % .. 1.00 (4-4) at Missouri, 2/28/13
Rebs..... 11 at Florida, 1/20/13
Off Rebs 6 at Florida, 1/20/13
Def Rebs 7 at Arkansas, 1/27/13
Blks 1, 2x last vs. LSU, 1/17/13
Stls 3 vs. LSU, 1/17/13
Assts 3 vs. LSU, 1/17/13
Min... 36, 2x, last at Arkansas, 1/13/13

Season Highs – SEC Games

Pts
FG
FGA
FG %
3FG
3FGA
3FG %
FT
FTA
FT %
Rebs
Off Rebs
Def Rebs
Blks
Stls
Assts
Min.....

Career Stats at South Carolina

Year	GP	GS	Min	Avg	FG	FGA	Pct	3FG	FGA	Pct	FT	FIA	Pct	Off	Def	Tot	Avg	PF	FO	A	TO	Blk	Stl	Pts	Avg
2012-13	33	30	927	28.1	107	282	.379	22	60	.367	68	111	.613	60	109	169	5.1	64	1	43	82	4	44	304	9.2
2013-14	8	8	212	26.5	43	74	.581	10	20	.500	24	38	.632	12	22	34	4.3	10	0	28	17	0	20	120	15.0
Career Totals	41	38	1139	27.8	150	356	.421	32	80	.400	92	149	.617	72	131	203	5.0	74	1	71	99	4	64	424	10.3



WILKA MONTOUT

6-3
Senior
Forward
Cayenne, French Guiana, France
Northeasten Oklahoma A&M

#12

Miscellaneous Stats

	Season	Career
Double-Double	0	0
10+ Points	0	2
10+ Rebounds	0	0
5+ Blocks	0	0
Tm-High Pts.	0	0
Tm-High Rebs.	0	0

- Has played in eight games
- Saw a season-high 23 minutes against NC Central (Dec. 2)
- Snagged a career-high eight rebounds against College of Charleston (Nov. 14)
- Opened season with seven points on 2-of-4 shooting, including a 3, and blocked two shots against Charleston Southern (Nov. 8)

2013-14 Game-by-Game

Opponent	Date	GS	MIN	FG-A	3FG-A	FTA	Reb	PF	A	TO	B	S	TP
CHAS. STHRN.	11/08	21	2-4	1-1	2-5	1-3-4	3	1	1	2	1	7	
LA TECH	11/10	11	0-0	0-0	0-0	3-0-3	0	0	0	0	0	0	
C OF C	11/14	16	1-6	0-2	0-4	5-3-8	2	0	2	1	0	2	
SETON HALL	11/17	7	0-0	0-0	0-0	0-0-0	1	1	1	0	0	0	
at Clemson	11/20	13	0-6	0-0	1-2	2-2-4	0	0	1	0	0	1	
at San Diego State	11/23	17	1-2	0-1	0-0	0-2-2	3	0	1	0	0	2	
at USC	11/25	9	0-0	0-0	0-0	0-2-2	0	1	0	0	0	0	
NC CENTRAL	12/02	23	2-6	1-3	0-0	1-0-1	2	1	1	0	0	5	
at Charlotte	12/08												
vs. N. Carolina	12/18												
Winthrop	12/20												
SC State	12/22												
Savannah St.	12/28												
at Arkansas*	01/02												
Vanderbilt*	01/05												
Kentucky*	01/09												
at Auburn*	01/12												
at Texas A&M*	01/16												
Alabama*	01/19												
at Vanderbilt*	01/26												
Ole Miss*	01/30												
Missouri*	02/02												
at Miss. State*	02/06												
Arkansas*	02/09												
at LSU*	02/16												
at Kentucky*	02/20												
Florida*	02/23												
Georgia*	02/27												
at Tennessee*	03/02												

Career Highs – All Games

Pts 12 vs. Louisiana Tech, 11/12/12
FG 4, 3x, last vs. Furman, 12/9/12
FGA..... 13 vs. Savannah State, 11/15/12
FG %.... .667 (2-3) at Missouri, 2/28/13
3FG.... 1, 7x, last vs. NC Central, 12/2/13
3FGA... 3, 4x, last vs. NCCU, 12/2/13
3FG %.... .500 (1-2) at LA Tech, 11/12/12
FT..... 3 at LA Tech, 11/12/12
FTA..... 5 vs. Chas. Southern, 11/8/13
FT %.... 1.00 (2-2), 4x, last at Mississippi State, 1/6/13

Rebs.. 8 vs. C. of Charleston, 11/14/13
Off Rebs .. 5, 2x, last vs. CofC, 11/14/13
Def Rebs.. 3, 3x, last vs. CofC, 11/14/13
Blks... 2, 2x, last vs. Chas. Sthrn., 11/8/13
Stls.... 1, 4x, last vs. Chas. Sthrn., 11/8/13
Assts..... 2, 2x, last vs. Vanderbilt, 1/10/13
Min..... 24 vs. Savannah State, 11/15/12

Career – SEC Games

Pts 4 at Missouri, 2/28/13
FG 2 at Missouri, 2/28/13
FGA..... 3, 4x, last at Missouri, 2/28/13
FG % . .667 (2-3) at Missouri, 2/28/13
3FG 1, 2x, last vs. Auburn, 2/3/13
3FGA.... 3, 2x, last at Alabama, 2/7/13
3FG %... .500 (1-2) vs. Auburn, 2/3/13
FT..... 2 at Mississippi State, 1/6/13
FTA .. 2, 2x, last vs. Miss. State, 2/24/13
FT % .. 1.000 (2-2) at Miss. St., 1/6/13
Rebs..... 4 at Mississippi State, 1/6/13
Off Rebs 2 vs. Tennessee, 1/3/13
Def Rebs.... 3 at Mississippi St., 1/6/13
Blks 1, 2x, last at Missouri, 2/28/13
Stls.....
Assts 2 vs. Vanderbilt, 1/10/13
Min..... 15 at Mississippi State, 1/6/13

Season Highs – All Games

Pts 7 vs. Charleston Southern, 11/8
FG 2, 2x, last vs. NC Central, 12/2
FGA.... 6, 3x, last vs. NC Central, 12/2
FG %.... .500 (2-4) vs. Chas. Sthrn., 11/8
3FG ... 1, 2x, last vs. NC Central, 12/2
3FGA..... 3 vs. NC Central, 12/2
3FG %.... .333 (1-3) vs. NCCU, 12/2
FT..... 2 vs. Charleston Southern, 11/8
FTA..... 5 vs. Chas. Southern, 11/8
FT %.... 400 (2-5) vs. Chas. Sthrn., 11/8

Rebs..... 8 vs. C. of Charleston, 11/14
Off Rebs 5 vs. CofC, 11/14
Def Rebs.... 3, 2x, last vs. CofC, 11/14
Blks ... 2 vs. Charleston Southern, 11/8
Stls.... 1 vs. Charleston Southern, 11/8
Assts ... 1, 4x, last vs. NC Central, 12/2
Min..... 23 vs. NC Central, 12/2

Season Highs – SEC Games

Pts
FG
FGA.....
FG %.....
3FG
3FGA.....
3FG %.....
FT.....
FTA.....
FT %
Rebs.....
Off Rebs
Def Rebs.....
Blks
Stls.....
Assts
Min.....

Career Stats at South Carolina

Year	GP	GS	Min	Avg	FG	FGA	Pct	3FG	FGA	Pct	FT	FIA	Pct	Off	Def	Tot	Avg	PF	FO	A	TO	Blk	Stl	Pts	Avg
2012-13	29	0	293	10.1	26	94	.277	6	32	.188	13	19	.684	27	16	43	1.5	26	0	8	16	7	3	71	2.4
2013-14	8	0	117	14.6	6	24	.250	2	7	.286	3	11	.273	12	12	24	3.0	11	0	4	7	3	1	17	2.1
Career Totals	37	0	410	11.1	32	118	.271	8	39	.205	16	30	.533	39	28	67	1.8	37	0	12	23	10	4	88	2.4



LeANNA MORRISON

#21

5-5
R-Sophomore
Guard
Monck's Corner, S.C.
Charlotte

Miscellaneous Stats

	Season	Career
Double-Double	0	0
10+ Points	0	0
10+ Rebounds	0	0
5+ Assists	0	0
Tm-High Pts.	0	0
Tm-High Assts.	0	0

- Has played in eight games
- Got a season-high 12 minutes against NC Central (Dec. 2), hitting her first career field goal – a 3-pointer in the second half
- Scored her first career points in her fourth game in the Garnet and Black, adding a pair of free throws against Seton Hall (Nov. 17)

2013-14 Game-by-Game

Opponent	Date	GS	MIN	FG-A	3FG-A	FTA	Reb	PF	A	TO	B	S	TP
CHAS. STHRN.	11/08	7	0-0	0-0	0-0	0-1-1	1	1	1	0	0	0	0
LA TECH	11/10	1	0-1	0-1	0-0	0-0-0	0	0	0	0	0	0	0
C OF C	11/14	6	0-3	0-2	0-0	1-0-1	1	1	0	0	0	0	0
SETON HALL	11/17	2	0-0	0-0	2-2	0-0-0	0	0	0	0	1	2	
at Clemson	11/20	2	0-0	0-0	0-0	0-0-0	0	0	0	0	0	0	0
at San Diego State	11/23	4	0-1	0-1	0-0	1-0-1	0	1	0	0	0	0	0
at USC	11/25	1	0-0	0-0	0-0	0-0-0	0	0	0	0	0	0	0
NC CENTRAL	12/02	12	1-3	1-2	0-0	2-0-2	0	0	0	0	0	0	3
at Charlotte	12/08												
vs. N. Carolina	12/18												
Winthrop	12/20												
SC State	12/22												
Savannah St.	12/28												
at Arkansas*	01/02												
Vanderbilt*	01/05												
Kentucky*	01/09												
at Auburn*	01/12												
at Texas A&M*	01/16												
Alabama*	01/19												
at Vanderbilt*	01/26												
Ole Miss*	01/30												
Missouri*	02/02												
at Miss. State*	02/06												
Arkansas*	02/09												
at LSU*	02/16												
at Kentucky*	02/20												
Florida*	02/23												
Georgia*	02/27												
at Tennessee*	03/02												

Career Highs – All Games

Pts 3 vs. NC Central, 12/2/13
 FG 1 vs. NC Central, 12/2/13
 FGA..... 3, 2x, last vs. NCCU, 12/2/13
 FG%333 (1-3) vs. NCCU, 12/2/13
 3FG 1 vs. NC Central, 12/2/13
 3FGA... 2, 2x, last vs. NCCU, 12/2/13
 3FG%..... .500 (1-2) vs. NCCU, 12/2/13
 FT..... 2 vs. Seton Hall, 11/17/13
 FTA..... 2 vs. Seton Hall, 11/17/13
 FT%...1.00 (2-2) vs. Seton Hall, 11/17/13
 Rebs.....2 vs. NC Central, 12/2/13
 Off Rebs.... 2 vs. NC Central, 12/2/13
 Def Rebs... 1 vs. Chas. Southern, 11/8/13
 Stls..... 1 vs. Seton Hall, 11/17/13
 Assts....1, 3x, last at San Diego St., 11/23/13
 Min..... 12 vs. NC Central, 12/2/13

Season Highs – All Games

Pts3 vs. NC Central, 12/2
 FG1 vs. NC Central, 12/2
 FGA.... 3, 2x, last vs. NC Central, 12/2
 FG%333 (1-3) vs. NCCU, 12/2
 3FG1 vs. NC Central, 12/2
 3FGA.. 2, 2x, last vs. NC Central, 12/2
 3FG%... .500 (1-2) vs. NC Central, 12/2
 FT.....2 vs. Seton Hall, 11/17
 FTA.....2 vs. Seton Hall, 11/17
 FT%.....1.00 (2-2) vs. Seton Hall, 11/17
 Rebs.....2 vs. NC Central, 12/2
 Off Rebs2 vs. NC Central, 12/2
 Def Rebs..... 1 vs. Chas. Southern, 11/8
 Stls.....1 vs. Seton Hall, 11/17
 Assts..... 1, 3x, last at San Diego St., 11/23
 Min.....12 vs. NC Central, 12/2

Career – SEC Games

Pts
 FG
 FGA
 FG %
 3FG
 3FGA
 3FG %
 FT
 FTA
 FT %
 Rebs
 Off Rebs
 Def Rebs.....
 Stls.....
 Assts
 Min.....

Season Highs – SEC Games

Pts
 FG
 FGA
 FG %
 3FG
 3FGA
 3FG %
 FT
 FTA
 FT %
 Rebs
 Off Rebs
 Def Rebs.....
 Stls.....
 Assts
 Min.....

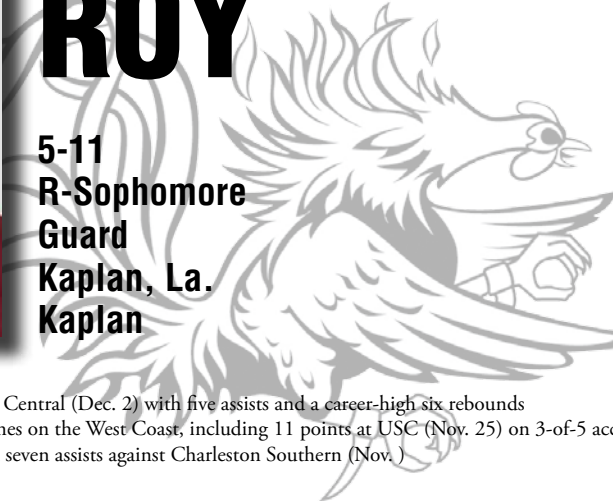
Career Stats at South Carolina

Year	GP	GS	Min	Avg	FG	FGA	Pct	3FG	FGA	Pct	FT	FTA	Pct	Off	Def	Tot	Avg	PF	FO	A	TO	Blk	Stl	Pts	Avg
2013-14	8	0	35	4.4	1	8	.125	1	6	.167	2	2	1.00	4	1	5	0.6	2	0	3	1	0	1	5	0.6



TINA ROY

5-11
R-Sophomore
Guard
Kaplan, La.
Kaplan



#23

Miscellaneous Stats

	Season	Career
Double-Double	0	0
10+ Points	1	6
5+ Assists	2	2
5+ Steals	0	0
Tm-High Pts.	0	2
Tm-High Assts.	1	2

- Has played in eight games
- Made solid contributions against NC Central (Dec. 2) with five assists and a career-high six rebounds
- Found her shooting stroke in two games on the West Coast, including 11 points at USC (Nov. 25) on 3-of-5 accuracy and a pair of 3s at San Diego State (Nov. 23)
- Opened the season with a career-high seven assists against Charleston Southern (Nov. 1)

2013-14 Game-by-Game

Opponent	Date	GS	MIN	FG-A	3FG-A	FTA	Reb	PF	A	TO	B	S	TP
CHAS. STHRN.	11/08	22	2-6	1-4	0-0	0-3-3	0	7	0	0	0	0	5
LA TECH	11/10	19	1-9	0-4	0-0	0-1-1	1	2	0	0	1	2	
C OF C	11/14	16	2-10	2-9	0-0	0-0-0	0	2	0	0	0	6	
SETON HALL	11/17	12	1-1	1-1	2-2	0-2-2	0	1	1	0	0	5	
at Clemson	11/20	15	1-4	0-3	1-1	2-1-3	1	0	2	0	0	3	
at San Diego State	11/23	19	2-6	2-4	0-0	0-1-1	0	2	1	1	0	6	
at USC	11/25	24	3-5	1-2	4-4	0-3-3	1	0	0	1	0	11	
NC CENTRAL	12/02	25	1-7	0-4	0-0	1-5-6	0	5	0	0	0	2	
at Charlotte	12/08												
vs. N. Carolina	12/18												
Winthrop	12/20												
SC State	12/22												
Savannah St.	12/28												
at Arkansas*	01/02												
Vanderbilt*	01/05												
Kentucky*	01/09												
at Auburn*	01/12												
at Texas A&M*	01/16												
Alabama*	01/19												
at Vanderbilt*	01/26												
Ole Miss*	01/30												
Missouri*	02/02												
at Miss. State*	02/06												
Arkansas*	02/09												
at LSU*	02/16												
at Kentucky*	02/20												
Florida*	02/23												
Georgia*	02/27												
at Tennessee*	03/02												

Career Highs – All Games

Pts 15 vs. Presbyterian, 11/27/11
FG ... 5, 2x, last, vs. SC State, 12/14/11
FGA..... 12 vs. Georgia, 3/2/12
FG %..... .667 (2-3) at Florida, 1/8/12
3FG 5 vs. Presbyterian, 11/27/11
3FGA.... 9, 2x, last vs. CofC, 11/14/13
3FG % .600 (3-5) vs. Florida, 2/12/12
FT..... 3 vs. C. of Charleston, 11/23/11
FTA..... 4, 3x, last at USC, 11/25/13
FT % 1.000 (4-4) at USC, 11/25/13
Rebs..... 6 vs. NC Central, 12/2/13
Off Rebs 3 at LSU, 1/12/12
Def Rebs... 5 vs. NC Central, 12/2/13
Stls..... 2 vs. Presbyterian, 11/27/11
Assts 7 vs. Chas. Southern, 11/8/13
Minutes... 25 vs. NC Central, 12/2/13

Season Highs – All Games

Pts 11 at USC, 11/25
FG 3 at USC, 11/25
FGA..... 10 vs. C. of Charleston, 11/14
FG %..... .600 (3-5) at USC, 11/25
3FG.... 2, 2x, last at San Diego St., 11/23
3FGA..... 9, 2x, last vs. CofC, 11/14
3FG %500 (2-4) at San Diego St., 11/23
FT..... 4 at USC, 11/25
FTA..... 4, 2x, last at USC, 11/25
FT % 1.000 (4-4) at USC, 11/25
Rebs..... 6 vs. NC Central, 12/2
Off Rebs 2 at Clemson, 11/20
Def Rebs..... 5 vs. NC Central, 12/2
Stls..... 1 vs. LA Tech, 11/10
Assts 7 vs. Chas. Southern, 11/8
Minutes..... 25 vs. NC Central, 12/2

Career – SEC Games

Pts 11 vs. Florida, 2/12/12
FG 4 vs. Florida, 2/12/12
FGA..... 9 vs. Florida, 2/12/12
FG %..... .667 (2-3) at Florida, 1/8/12
3FG 3 vs. Florida, 2/12/12
3FGA..... 7 at LSU, 1/12/12
3FG %600 (3-5) vs. Florida, 2/12/12
FT..... 2, 2x, last vs. Kentucky, 1/5/12
FTA..... 3, 2x, last at Arkansas, 2/9/12
FT %.... .667 (2-3) vs. Kentucky, 1/5/12
Rebs..... 5 at LSU 1/12/12
Off Rebs 3 at LSU, 1/12/12
Def Rebs .. 2, 4x, last vs. Ole Miss, 1/26/12
Stls.... 1, 4x, last vs. Arkansas, 2/26/12
Assts 2 vs. Alabama, 1/11/12
Min..... 18 at LSU, 1/12/12

Season Highs – SEC Games

Pts
FG
FGA.....
FG %.....
3FG
3FGA.....
3FG %.....
FT.....
FTA.....
FT %
Rebs.....
Off Rebs
Def Rebs.....
Stls.....
Assts
Min.....

Career Stats at South Carolina

Year	GP	GS	Min	Avg	FG	FGA	Pct	3FG	FGA	Pct	FT	FIA	Pct	Off	Def	Tot	Avg	PF	FO	A	TO	Blk	Stl	Pts	Avg	
2011-12	34	0	383	11.3	53	181	.293	32	127	.252	10	22	.455	20	29	49	1.4	20	0	10	15	1	9	148	4.4	
2012-13	— Did Not Play —																									
2013-14	8	0	152	19.0	13	48	.271	7	31	.226	7	7	1.00	3	16	19	2.4	3	0	19	4	2	1	40	5.0	
Career Totals	42	0	535	12.7	66	229	.288	39	158	.247	17	29	.586	23	45	68	1.6	23	0	29	19	3	10	188	4.5	



KHADIJAH SESSIONS

5-8
Sophomore
Guard
Myrtle Beach, S.C.
Myrtle Beach

#5

Miscellaneous Stats

	Season	Career
Double-Double	0	0
10+ Points	4	10
5+ Assists	4	4
5+ Steals	0	0
Tm-High Pts.	0	3
Tm-High Assts.	4	7

- Has started eight games
- Leads the team in assists and is second in steals
- Ranks 12th in the SEC with 4.3 assists per game and holds third in assist-to-turnover ratio (3.1)
- Has committed multiple turnovers in just two games this season while handing out five or more assists four times
- Dished out a career-high six assists against NC Central (Dec. 2) in just 20 minutes of action
- Posted her first career five-assist game against LA Tech (Nov. 10)

2013-14 Game-by-Game

Opponent	Date	GS	MIN	FG-A	3FG-A	FTA	Reb	PF	A	TO	B	S	TP
CHAS. STHRN.	11/08	*	17	3-6	1-1	3-5	0-2-2	0	3	0	0	2	10
LA TECH	11/10	*	27	3-8	1-4	0-0	1-0-1	1	5	2	0	2	7
C OF C	11/14	*	17	0-4	0-2	2-2	0-1-1	2	4	1	0	0	2
SETON HALL	11/17	*	30	6-9	1-4	4-6	0-3-3	2	5	1	0	0	17
at Clemson	11/20	*	32	3-7	2-4	2-3	2-1-3	1	3	1	0	0	10
at San Diego State	11/23	*	30	4-9	2-5	2-3	0-0-0	1	5	1	0	4	12
at USC	11/25	*	37	2-7	1-2	2-4	0-1-1	2	3	4	0	2	7
NC CENTRAL	12/02	*	20	2-4	0-1	3-4	0-0-0	1	6	1	0	2	7
at Charlotte	12/08												
vs. N. Carolina	12/18												
Winthrop	12/20												
SC State	12/22												
Savannah St.	12/28												
at Arkansas*	01/02												
Vanderbilt*	01/05												
Kentucky*	01/09												
at Auburn*	01/12												
at Texas A&M*	01/16												
Alabama*	01/19												
at Vanderbilt*	01/26												
Ole Miss*	01/30												
Missouri*	02/02												
at Miss. State*	02/06												
Arkansas*	02/09												
at LSU*	02/16												
at Kentucky*	02/20												
Florida*	02/23												
Georgia*	02/27												
at Tennessee*	03/02												

Career Highs – All Games

Pts 19 vs. Auburn, 2/3/13
 FG... 6, 2x, last, vs. Seton Hall, 11/17/13
 FGA..... 15 at Missouri, 2/28/13
 FG %... .800 (4-5) vs. Alabama, 3/7/13
 3FG 3 at Florida, 1/20/13
 3FGA... 6, 2x, last at Missouri, 2/28/13
 3FG %... .500 (3-6) at Florida, 1/20/13
 FT..... 8 vs. Auburn, 2/3/13
 FTA..... 10 at Florida, 1/20/13
 FT % 1.000 (4-4), 2x, last vs. Mississippi State, 2/24/13

Rebs..... 5 at Florida, 1/20/13
 Off Rebs 3 at Missouri, 2/28/13
 Def Rebs..... 3, 2x, last vs. Seton Hall, 11/17/13

Stls.... 4, 2x, last at San Diego St., 11/23/13
 Assts 6 vs. NC Central, 12/2/13
 Min..... 37 at USC, 11/25/13

Career – SEC Games

Pts 19 vs. Auburn, 2/3/13
 FG..... 6 at Missouri, 2/28/13
 FGA..... 15 at Missouri, 2/28/13
 FG %... .571 (4-7) at Ole Miss, 2/17/13
 3FG 3 at Florida, 1/20/13
 3FGA.... 6, 2x, last at Missouri, 2/28/13
 3FG %... .500 (3-6) at Florida, 1/20/13
 FT..... 8 vs. Auburn, 2/3/13
 FTA..... 10 at Florida, 1/20/13
 FT % 1.00 (4-4), 2x, last, vs. Mississippi State, 2/24/13

Rebs..... 5 at Florida, 1/20/13
 Off Rebs 3 at Missouri, 2/28/13
 Def Rebs..... 3 at Florida, 1/20/13

Stls..... 4 vs. Mississippi State, 2/24/13
 Assts 3 vs. Auburn, 2/3/13
 Min..... 35 at Missouri, 2/28/13

Season Highs – All Games

Pts 17 vs. Seton Hall, 11/17
 FG 6, 2x, last, vs. Seton Hall, 11/17
 FGA.... 9, 2x, last at San Diego St., 11/23
 FG %... .667 (6-9) vs. Seton Hall, 11/17
 3FG.... 2, 2x, last at San Diego St., 11/23
 3FGA..... 5 at San Diego St., 11/23
 3FG %... .500 (2-4) at Clemson, 11/20
 FT..... 4 vs. Seton Hall, 11/17
 FTA..... 6 vs. Seton Hall, 11/17
 FT % 1.000 (2-2) vs. CofC, 11/14

Rebs..... 3, 2x, last at Clemson, 11/20
 Off Rebs 2 at Clemson, 11/20
 Def Rebs..... 3, 2x, last vs. Seton Hall, 11/17

Stls..... 4 at San Diego State, 11/23
 Assts 6 vs. NC Central, 12/2
 Min..... 37 at USC, 11/25

Season Highs – SEC Games

Pts
 FG
 FGA
 FG %
 3FG
 3FGA
 3FG %
 FT
 FTA
 FT %

Rebs.....
 Off Rebs
 Def Rebs.....

Stls.....
 Assts
 Min.....

Career Stats at South Carolina

Year	GP	GS	Min	Avg	FG	FGA	Pct	3FG	FGA	Pct	FT	FIA	Pct	Off	Def	Tot	Avg	PF	FO	A	TO	Blk	Stl	Pts	Avg
2012-13	33	3	570	17.3	53	151	.351	13	54	.241	72	109	.661	22	24	46	1.4	43	0	36	49	3	21	191	5.8
2013-14	8	8	210	26.3	23	54	.426	8	23	.348	18	27	.667	3	8	11	1.4	10	0	34	11	0	12	72	9.0
Career Totals	41	11	780	19.0	76	205	.371	21	77	.273	90	136	.662	25	32	57	1.4	53	0	70	60	3	33	780	19.0



ALEIGHSA WELCH

6-0
Junior
Forward
Goose Creek, S.C.
Goose Creek

#24

Miscellaneous Stats		
	Season	Career
Double-Double	3	13
20+ Points	0	1
10+ Points	7	38
10+ Rebounds	3	16
Tm-High Pts.	2	17
Tm-High Rebs.	5	31
Tm-High Assts.	0	4

- Named to the Naismith Trophy Early Season Watch List and the Preseason All-SEC First Team
- Has played in eight games, including seven starts, and has not shot below 54.0 percent in any game this season
- Leads the SEC in field goal percentage, is eighth in rebounding, 10th in offensive rebounding (3.1/gm) and 15th in scoring
- Is one of two players in the SEC's top 10 in rebounding that are also among the league's top 15 scorers (Martha Alwal of Mississippi State)
- Has led the team in scoring two times (LA Tech, at Clemson)
- Has led the team in rebounding five times (Charleston Southern, LA Tech, CofC, Seton Hall, at Clemson)
- Hit 4-of-5 from the field for 10 points in the second half at Southern Cal (Nov. 25) to help team pull away from six-point halftime lead
- Handed out a career high four assists for the second-straight game at Clemson (Nov. 20), stuffing the box score with three blocks, 17 points and 10 rebounds as well.
- Grabbed career-high 17 rebounds against College of Charleston (Nov. 14), sixth-most in Colonial Life Arena history, including 12 in the first half to key Gamecocks' recovery midway through the period

2013-14 Game-by-Game

Opponent	Date	GS	MIN	FG-A	3FG-A	FTA	Reb	PF	A	TO	B	S	TP
CHAS. STHRN.	11/08	*	19	5-8	0-0	5-6	3-5-8	1	0	2	0	1	15
LA TECH	11/10		31	6-8	0-0	2-5	6-4-10	2	3	0	0	0	14
C OF C	11/14	*	23	3-5	0-0	6-11	7-10-17	2	2	1	1	2	12
SETON HALL	11/17	*	28	3-4	0-0	9-13	2-6-8	2	4	1	2	1	15
at Clemson	11/20	*	29	7-10	0-0	3-3	4-6-10	2	4	1	3	1	17
at San Diego State	11/23	*	25	4-4	0-0	0-2	1-3-4	3	2	1	1	1	8
at USC	11/25	*	34	6-11	0-0	2-2	2-4-6	2	1	2	0	0	14
NC CENTRAL	12/02	*	17	6-6	0-0	1-2	0-4-4	0	1	0	1	0	13
at Charlotte	12/08												
vs. N. Carolina	12/18												
Winthrop	12/20												
SC State	12/22												
Savannah St.	12/28												
at Arkansas*	01/02												
Vanderbilt*	01/05												
Kentucky*	01/09												
at Auburn*	01/12												
at Texas A&M*	01/16												
Alabama*	01/19												
at Vanderbilt*	01/26												
Ole Miss*	01/30												
Missouri*	02/02												
at Miss. State*	02/06												
Arkansas*	02/09												
at LSU*	02/16												
at Kentucky*	02/20												
Florida*	02/23												
Georgia*	02/27												
at Tennessee*	03/02												

Career Highs – All Games

Pts 20 vs. Mississippi St., 2/24/13
FG 8 at Georgia, 1/13/13
FGA 14 vs. Kansas, 3/25/13
FG %..... 1.00 (6-6) vs. NCCU, 12/2/13
FT 10 at Xavier, 11/30/11
FTA 15 at Xavier, 11/30/11
FT %.. 1.00 (4-4) at Seton Hall, 12/2/12
Rebs ...17 vs. C. of Charleston, 11/14/13
Off Rebs... 8, 5x, last vs. Kansas, 3/25/13
Def Rebs..... 10 vs. CofC, 11/14/13
Blks 4 at NC State, 12/4/11
Stls..... 3, 3x, last vs. Florida, 3/3/13
Assts 4, 3x, last at Clemson, 11/20/13
Min..... 42 vs. Drexel, 11/28/12

Season Highs – All Games

Pts 17 at Clemson, 11/20
FG 7 at Clemson, 11/20
FGA 11 at USC, 11/25
FG %..... 1.00 (6-6) vs. NC Central, 12/2
FT 9 vs. Seton Hall, 11/17
FTA 13 vs. Seton Hall, 11/17
FT % 1.00 (3-3) at Clemson, 11/20
Rebs..... 17 vs. C. of Charleston, 11/14
Off Rebs.... 7 vs. C. of Charleston, 11/14
Def Rebs..... 10 vs. CofC, 11/14
Blks 3 at Clemson, 11/20
Stls..... 2 vs. C. of Charleston, 11/14
Assts 4, 2x, last at Clemson, 11/20
Min..... 34 at USC, 11/25

Career – SEC Games

Pts 20 vs. Mississippi State, 2/24/13
FG 8 at Georgia, 1/13/13
FGA.... 10, 3x, last at Georgia, 1/13/13
FG %...1.00 (4-4) at Ole Miss, 2/17/13
FT..... 8 vs. Mississippi State, 2/24/13
FTA... 12 vs. Mississippi State, 2/24/13
FT %..... 1.00 (3-3) at Ole Miss, 2/17/13
Rebs..... 12 at Florida, 1/20/13
Off Rebs 8 at Florida, 1/20/13
Def Rebs..... 8 vs. Florida, 3/3/13
Blks 3, 2x, last at Kentucky, 2/14/13
Stls..... 3 vs. Florida, 3/3/13
Assts 4 at Kentucky, 2/14/13
Min..... 39 at Arkansas, 1/27/13

Season Highs – SEC Games

Pts
FG
FGA
FG %
FT
FTA
FT %
Rebs
Off Rebs
Def Rebs.....
Blks
Stls
Assts
Min.....

Career Stats at South Carolina

Year	GP	GS	Min	Avg	FG	FGA	Pct	3FG	FGA	Pct	FT	FIA	Pct	Off	Def	Tot	Avg	PF	FO	A	TO	Blk	Stl	Pts	Avg
2011-12	33	2	694	21.0	98	167	.587	0	1	.000	56	98	.571	104	96	200	6.1	41	0	18	40	22	19	252	7.6
2012-13	33	33	981	29.7	134	224	.598	1	1	1.000	126	178	.708	131	124	255	7.7	56	0	34	53	23	26	395	12.0
2013-14	8	7	206	25.8	40	56	.714	0	0	—	28	44	.636	25	42	67	8.4	14	0	17	8	8	6	108	13.5
Career Totals	74	42	1881	25.4	272	447	.609	1	2	.500	210	320	.656	260	262	522	7.1	111	0	69	101	53	51	755	10.2



Official Basketball Box Score -- Game Totals -- Final Statistics
Charleston Southern vs #22/21 South Carolina
 11/08/13 7 p.m. at Columbia, S.C./Colonial Life Arena



Charleston Southern 29 • 0-1

#	Player	F	Total			3-Ptr			Rebounds			PF	TP	A TO Blk Stl			Min																					
			FG-FGA	FG-FGA	FT-FTA	Off	Def	Tot	Off	Def	Tot			A	TO	Blk		Stl																				
10	LEBEDEVA, Natasha	f	0-7	0-1	0-0	1	0	1	2	0	0	2	0	0	2	0	1	18																				
25	MAXIMILIEU, Monique	c	0-4	0-0	0-0	0	3	3	2	0	0	2	4	0	2	2	0	22																				
03	BRATCHER, Erin	g	2-5	2-5	2-3	3	0	3	2	8	1	3	0	0	2	7	0	27																				
22	FOWLER, DJ	g	1-6	0-2	0-0	1	1	2	4	2	1	2	0	1	2	0	1	25																				
23	MANN, Alyssa	g	3-11	0-4	3-3	0	2	2	0	9	1	2	0	1	2	0	1	23																				
00	KARLSONE, Alise	g	0-3	0-1	0-0	1	2	3	3	0	0	3	1	0	0	0	1	12																				
05	LONG, Nayla	g	0-1	0-0	0-0	0	0	0	1	0	0	1	0	0	1	0	0	11																				
12	BROWN, Marley	g	2-2	0-0	0-0	0	1	1	1	4	1	2	0	0	1	2	0	12																				
14	JARVIS, Tatum	g	1-5	1-5	0-0	0	0	0	0	3	1	2	0	1	2	0	1	13																				
21	KIRKPATRICK, Kirklain	g	0-2	0-2	0-0	0	0	0	0	0	0	1	0	0	1	0	0	10																				
24	LAKES, Brianna	g	0-1	0-0	0-0	1	0	1	3	0	0	5	0	0	0	0	0	15																				
30	BARNETT, Christal	g	1-7	1-3	0-0	1	1	2	1	3	1	0	0	1	1	0	1	12																				
Team						3			4			7																										
Totals			10-54			4-23			5-6			11			14			25			19			29			6			25			5			200		

FG % 1st Half: 4-29 13.8% 2nd half: 6-25 24.0% Game: 10-54 18.5% Deadball Rebounds 2,1
 3FG % 1st Half: 2-10 20.0% 2nd half: 2-13 15.4% Game: 4-23 17.4%
 FT % 1st Half: 3-3 100.0 2nd half: 2-3 66.7% Game: 5-6 83.3%

#22/21 South Carolina 99 • 1-0

#	Player	F	Total			3-Ptr			Rebounds			PF	TP	A TO Blk Stl			Min																					
			FG-FGA	FG-FGA	FT-FTA	Off	Def	Tot	Off	Def	Tot			A	TO	Blk		Stl																				
24	WELCH, Aleighsa	f	5-8	0-0	5-6	3	5	8	1	15	0	2	0	1	1	9	1	19																				
31	DOZIER, Asia	f	1-3	0-0	2-2	2	1	3	1	4	5	1	1	2	1	2	17																					
33	IBIAM, Elem	c	7-7	0-0	3-5	1	5	6	0	17	0	1	5	2	20	0	0	19																				
05	SESSIONS, Khadijah	g	3-6	1-1	3-5	0	2	2	0	10	3	0	0	2	17	1	7	2	27																			
25	MITCHELL, Tiffany	g	6-10	0-0	0-0	1	0	1	0	12	1	0	0	5	21	1	10	2	27																			
00	FARMER, India	g	0-0	0-0	0-0	0	0	0	0	0	0	0	0	0	6	0	0	1	1																			
02	GAINES, Olivia	g	2-3	0-0	0-0	2	2	4	0	4	5	1	1	3	17	1	1	1	9																			
12	MONTOUT, Wilka	g	2-4	1-1	2-5	1	3	4	3	7	1	1	2	1	21	1	1	1	10																			
15	DAVIS, Tiffany	g	2-3	0-0	1-3	1	1	2	1	5	1	2	1	0	16	1	1	1	7																			
21	MORRISON, LeAnna	g	0-0	0-0	0-0	0	1	1	1	0	1	1	0	0	7	0	0	0	1																			
23	ROY, Tina	g	2-6	1-4	0-0	0	3	3	0	5	7	0	0	0	22	0	0	0	1																			
41	COATES, Alaina	g	9-14	0-0	2-2	4	3	7	2	20	1	1	2	1	17	1	1	1	17																			
Team						1			4			5																										
Totals			39-64			3-6			18-28			16			30			46			9			99			25			10			17			200		

FG % 1st Half: 20-36 55.6% 2nd half: 19-28 67.9% Game: 39-64 60.9% Deadball Rebounds 4,2
 3FG % 1st Half: 1-2 50.0% 2nd half: 2-4 50.0% Game: 3-6 50.0%
 FT % 1st Half: 11-14 78.6% 2nd half: 7-14 50.0% Game: 18-28 64.3%

Officials: Beverly Roberts, Bryan Enterline, Bruce Morris
 Technical fouls: Charleston Southern-None. #22/21 South Carolina-None.
 Attendance: 5120

Score by periods	1st	2nd	Total
Charleston Southern	13	16	29
#22/21 South Carolina	52	47	99

In	Off	2nd	Fast	Bench	
Points	Paint	T/O	Chance	Break	
CSU	6	5	6	4	10
SC	70	40	23	32	41

Last FG - CSU 2nd-01:16, SC 2nd-00:49.
 Largest lead - CSU None, SC by 70 2nd-02:07.
 Score tied - 0 times.
 Lead changed - 0 times.



Official Basketball Box Score -- Game Totals -- Final Statistics
Coll. of Charleston vs South Carolina
 11/14/13 8 p.m. at Columbia, S.C./Colonial Life Arena



Coll. of Charleston 54 • 1-2

#	Player	F	Total			3-Ptr			Rebounds			PF	TP	A TO Blk Stl			Min																								
			FG-FGA	FG-FGA	FT-FTA	Off	Def	Tot	Off	Def	Tot			A	TO	Blk		Stl																							
11	Hewatt, Christy	f	2-3	1-1	0-0	1	2	3	1	5	1	0	0	1	9	0	0	0	1	9																					
15	Ramer, Deidre	c	3-8	0-0	1-2	2	2	4	3	7	0	0	0	1	16	0	0	0	0	1	16																				
01	Frye, Alyssa	g	2-12	1-4	0-0	0	2	2	1	5	2	5	0	2	36	0	1	0	1	36																					
02	Hall, Erin	g	2-11	1-7	0-0	0	2	2	3	5	0	1	0	0	25	0	0	0	0	25																					
22	Brown, Jillian	g	2-3	0-0	0-0	0	4	4	3	4	7	1	0	1	40	0	0	0	0	40																					
05	Winter, Jenice	g	1-4	0-0	0-0	0	0	0	0	2	0	0	0	0	5	0	0	0	0	5																					
13	Tolbert, Afreyea	g	5-15	0-0	4-6	2	9	11	4	14	0	0	0	0	21	0	0	0	0	21																					
14	Gardner, Courtney	g	0-2	0-1	0-0	0	1	1	1	0	1	0	0	0	8	0	0	0	0	8																					
24	Bolden, Breanna	g	0-0	0-0	1-2	0	1	1	1	1	0	1	0	0	4	0	0	0	0	4																					
25	Green, Jazz	g	1-4	0-0	1-2	1	1	2	2	3	1	0	0	0	9	0	0	0	0	9																					
30	Hopkins, Mikaela	g	2-3	0-0	2-6	2	1	3	5	6	0	2	2	0	18	0	0	0	0	18																					
32	Carter, Jasmine	g	1-3	0-0	0-0	0	1	1	3	2	0	0	0	0	9	0	0	0	0	9																					
Team						3			1			4																													
Totals			21-68			3-13			9-18			11			27			38			27			54			12			10			2			5			200		

FG % 1st Half: 13-33 39.4% 2nd half: 8-35 22.9% Game: 21-68 30.9% Deadball Rebounds 5,1
 3FG % 1st Half: 2-7 28.6% 2nd half: 1-6 16.7% Game: 3-13 23.1%
 FT % 1st Half: 6-10 60.0% 2nd half: 3-8 37.5% Game: 9-18 50.0%

South Carolina 81 • 3-0

#	Player	F	Total			3-Ptr			Rebounds			PF	TP	A TO Blk Stl			Min																								
			FG-FGA	FG-FGA	FT-FTA	Off	Def	Tot	Off	Def	Tot			A	TO	Blk		Stl																							
24	WELCH, Aleighsa	f	3-5	0-0	6-11	7	10	17	2	12	2	1	1	2	23	4	1	2	1	23																					
31	DOZIER, Asia	f	6-12	4-8	0-0	0	2	2	1	16	3	1	0	0	25	5	1	0	0	25																					
33	IBIAM, Elem	c	5-8	0-0	2-5	2	4	6	2	12	0	0	3	1	23	0	0	0	0	23																					
05	SESSIONS, Khadijah	g	0-4	0-2	2-2	0	1	1	2	2	4	1	0	0	17	1	1	0	0	17																					
25	MITCHELL, Tiffany	g	3-7	2-3	3-7	3	5	8	1	11	1	2	0	0	26	1	2	0	0	26																					
00	FARMER, India	g	0-0	0-0	0-0	0	0	0	1	0	0	0	0	0	5	0	0	0	0	5																					
02	GAINES, Olivia	g	0-1	0-0	2-2	0	1	1	1	2	0	1	0	1	11	0	1	0	0	11																					
12	MONTOUT, Wilka	g	1-6	0-2	0-4	5	3	8	2	2	0	2	1	0	16	1	1	0	0	16																					
15	DAVIS, Tiffany	g	2-4	1-2	2-2	0	1	1	0	7	3	2	0	1	19	1	1	0	0	19																					
21	MORRISON, LeAnna	g	0-3	0-2	0-0	1	0	1	1	0	1	0	0	0	6	0	0	0	0	6																					
23	ROY, Tina	g	2-10	2-9	0-0	0	0	0	0	6	2	0	0	0	16	0	0	0	0	16																					
41	COATES, Alaina	g	3-6	0-0	5-9	5	9	14	2	11	0	1	3	0	13	1	0	1	0	13																					
Team						0			3			3																													
Totals			25-66			9-28			22-42			23			39			62			15			81			16			12			8			5			200		

FG % 1st Half: 14-35 40.0% 2nd half: 11-31 35.5% Game: 25-66 37.9% Deadball Rebounds 10,1
 3FG % 1st Half: 5-15 33.3% 2nd half: 4-13 30.8% Game: 9-28 32.1%
 FT % 1st Half: 13-23 56.5% 2nd half: 9-19 47.4% Game: 22-42 52.4%

Officials: Dee Kantner, Joe Cunningham, Ed Sidlasky
 Technical fouls: Coll. of Charleston-None. South Carolina-None.
 Attendance: 4882

Score by periods	1st	2nd	Total
Coll. of Charleston	34	20	54
South Carolina	46	35	81

In	Off	2nd	Fast	Bench	
Points	Paint	T/O	Chance	Break	
COFC	18	9	10	5	28
SC	28	8	23	6	28

Last FG - COFC 2nd-01:17, SC 2nd-00:51.
 Largest lead - COFC by 9 1st-17:33, SC by 32 2nd-06:47.
 Score tied - 0 times.
 Lead changed - 1 time.



Official Basketball Box Score -- Game Totals -- Final Statistics
Louisiana Tech vs #22/21 South Carolina
 11/10/13 2 p.m. at Columbia, S.C./Colonial Life Arena



Louisiana Tech 45 • 0-1

#	Player	F	Total			3-Ptr			Rebounds			PF	TP	A TO Blk Stl			Min				
			FG-FGA	FG-FGA	FT-FTA	Off	Def	Tot	Off	Def	Tot			A	TO	Blk		Stl			
02	FRAZIER, Whitney	f	3-9	1-1	0-0	0	3	3	5	7	2	0	0	4	30	0	0	0	0	4	30
24	CHENEVERT, Tyjae	f	2-6	0-0	0-2	0	2	2	3	4	4	1	4	2	24	0	0	0	0	24	
33	LANGSTON, Savanna	f	1-3	0-1	0-0	0	2	3	4	2	0	0	0	1	28	0	0	0	0	28	
15	JEFFERSON, Brittney	g	4-9	1-1	2-6	0	4	4	4	11	4	3	0	0	37	1	1	0	0	37	
21	ANDREWS, Kanedria	g	2-6	1-2	0-0	1	4	5	1	5	0	3	0	0	35	1	5	0	0	35	
00	JACKSON, JaQuan	g	5-16	1-2	2-2	2	2	4	3	13	3	5	0	2	34	1	3				



Official Basketball Box Score -- Game Totals -- Final Statistics
#19/14 South Carolina vs Clemson
 11/20/13 7 pm at Clemson, SC (Littlejohn Coliseum)



#19/14 South Carolina 68 • 5-0

#	Player	Total		3-Ptr		Rebounds			PF	TP	A	TO	Blk	Stl	Min
		FG-FGA	FG-FGA	FT-FTA	Off	Def	Tot								
24	WELCH, Aleighsa	f	7-10	0-0	3-3	4	6	10	2	17	4	1	3	1	29
31	DOZIER, Asia	f	2-9	0-5	0-1	3	6	9	3	4	0	2	0	0	30
33	IBIAM, Elem	c	5-6	0-0	0-0	3	3	6	2	10	1	0	1	1	25
05	SESSIONS, Khadijah	g	3-7	2-4	2-3	2	1	3	1	10	3	1	0	0	32
25	MITCHELL, Tiffany	g	6-10	2-4	0-0	2	4	6	0	14	5	4	0	2	28
00	FARMER, India	g	0-0	0-0	0-0	0	0	0	0	0	0	0	0	0	1
12	MONTOU, Wilka	g	0-6	0-0	1-2	2	2	4	0	1	0	1	0	0	13
15	DAVIS, Tiffany	g	0-0	0-0	0-0	0	0	0	0	0	1	0	0	0	10
21	MORRISON, LeAnna	g	0-0	0-0	0-0	0	0	0	0	0	0	0	0	0	2
23	ROY, Tina	g	1-4	0-3	1-1	2	1	3	1	3	0	2	0	0	15
41	COATES, Alaina	g	2-5	0-0	5-8	1	5	6	4	9	0	1	1	2	15
	Team					0	2	2							
	Totals		26-57	4-16	12-18	19	30	49	13	68	14	12	5	6	200

FG % 1st Half: 12-31 38.7% 2nd half: 14-26 53.8% Game: 26-57 45.6%
 3FG % 1st Half: 1-8 12.5% 2nd half: 3-8 37.5% Game: 4-16 25.0%
 FT % 1st Half: 2-3 66.7% 2nd half: 10-15 66.7% Game: 12-18 66.7%

Clemson 43 • 1-3

#	Player	Total		3-Ptr		Rebounds			PF	TP	A	TO	Blk	Stl	Min
		FG-FGA	FG-FGA	FT-FTA	Off	Def	Tot								
01	Tay, Charmaine	f	5-15	0-2	1-3	2	3	5	2	11	2	2	1	1	32
13	Chatman, Sade	c	1-8	0-0	1-2	1	2	3	5	3	0	2	0	1	23
02	Lindsay, Chelsea	g	5-10	2-3	0-0	1	1	2	0	12	3	2	0	1	39
21	Dixon, Nikki	g	0-0	0-0	0-0	0	0	0	0	0	0	0	0	0	1
23	Dunn, Chancie	g	2-6	0-0	0-0	0	2	2	4	4	1	2	0	0	35
05	Gramlich, Kelly	g	0-3	0-1	2-2	0	5	5	1	2	1	0	0	1	24
14	Mosley, Paige	g	0-1	0-0	2-4	1	1	2	1	2	0	0	0	1	8
15	Jamison-Myers, Nyilah	g	0-4	0-0	5-6	2	1	3	4	5	0	2	1	0	24
20	Gaillard, Jordan	g	1-1	1-1	1-2	0	2	2	0	4	0	1	0	0	14
	Team					3	0	3							
	Totals		14-48	3-7	12-19	10	17	27	17	43	7	11	2	5	200

FG % 1st Half: 3-23 13.0% 2nd half: 11-25 44.0% Game: 14-48 29.2%
 3FG % 1st Half: 0-2 0.0% 2nd half: 3-5 60.0% Game: 3-7 42.9%
 FT % 1st Half: 9-14 64.3% 2nd half: 3-5 60.0% Game: 12-19 63.2%

Officials: Billy Smith, Jules Gallien, Mark Berger
 Technical fouls: #19/14 South Carolina-None. Clemson-None.
 Attendance: 715

Score by periods	1st	2nd	Total
#19/14 South Carolina	27	41	68
Clemson	15	28	43

Last FG - SC 2nd-00:32, CU 2nd-00:08.
 Largest lead - SC by 28 2nd-02:32, CU by 2 1st-19:45.

Points	In	Off	2nd	Fast	Bench
SC	Paint	T/O	Chance	Break	13
40	13	21	12	13	
CU	10	4	2	13	

Score tied - 1 time.
 Lead changed - 1 time.



Official Basketball Box Score -- Game Totals -- Final Statistics
#17/14 South Carolina vs USC
 11/25/13 5 p.m. at Galen Center (Los Angeles)



#17/14 South Carolina 70 • 7-0

#	Player	Total		3-Ptr		Rebounds			PF	TP	A	TO	Blk	Stl	Min
		FG-FGA	FG-FGA	FT-FTA	Off	Def	Tot								
24	WELCH, Aleighsa	f	6-11	0-0	2-2	2	4	6	2	14	1	2	0	0	34
31	DOZIER, Asia	f	1-4	0-1	2-2	0	2	2	1	4	2	3	0	0	25
33	IBIAM, Elem	c	2-5	0-0	0-0	2	3	5	5	4	1	2	2	0	19
05	SESSIONS, Khadijah	g	2-7	1-2	2-4	0	1	1	2	7	3	4	0	2	37
25	MITCHELL, Tiffany	g	6-9	0-1	10-13	3	3	6	3	22	4	6	0	5	34
12	MONTOU, Wilka	g	0-0	0-0	0-0	0	2	2	0	0	1	0	0	0	9
21	MORRISON, LeAnna	g	0-0	0-0	0-0	0	0	0	0	0	0	0	0	0	1
23	ROY, Tina	g	3-5	1-2	4-4	0	3	3	1	11	0	0	1	0	24
41	COATES, Alaina	g	4-7	0-0	0-1	1	8	9	4	8	0	2	0	1	17
	Team					1	0	1							
	Totals		24-48	2-6	20-26	9	26	35	18	70	12	19	3	8	200

FG % 1st Half: 11-28 39.3% 2nd half: 13-20 65.0% Game: 24-48 50.0%
 3FG % 1st Half: 1-4 25.0% 2nd half: 1-2 50.0% Game: 2-6 33.3%
 FT % 1st Half: 7-9 77.8% 2nd half: 13-17 76.5% Game: 20-26 76.9%

USC 50 • 3-2

#	Player	Total		3-Ptr		Rebounds			PF	TP	A	TO	Blk	Stl	Min
		FG-FGA	FG-FGA	FT-FTA	Off	Def	Tot								
10	Oliver, Kate	f	0-5	0-0	0-0	1	2	3	1	0	1	1	2	2	20
11	Harberts, Cassie	f	7-15	0-1	0-3	0	2	2	3	14	3	1	1	0	27
21	Vaiioletama, Alexyz	f	1-2	1-2	0-0	0	2	5	4	3	0	3	0	1	22
01	Adams, Jordan	g	1-5	0-4	2-2	2	2	4	1	4	4	2	0	3	33
14	Crook, Ariya	g	6-14	0-4	4-4	0	2	2	4	16	0	4	0	2	33
12	Jaco, Courtney	g	0-0	0-0	0-0	0	0	0	0	0	0	0	0	0	2
13	Horn, Kaneisha	g	1-5	0-0	1-4	0	3	3	2	3	0	3	0	1	17
23	Barrett, Brianna	g	3-4	0-0	1-3	2	3	5	2	7	3	2	1	0	25
24	Edelman, Drew	g	0-0	0-0	0-0	0	0	0	0	0	0	0	1	0	8
32	Alofaituli, Kiki	g	1-2	0-0	1-2	2	0	2	2	3	1	1	0	0	13
	Team					2	2	4							
	Totals		20-52	1-11	9-18	11	19	30	21	50	12	22	4	10	200

FG % 1st Half: 9-23 39.1% 2nd half: 11-29 37.9% Game: 20-52 38.5%
 3FG % 1st Half: 1-8 12.5% 2nd half: 0-3 0.0% Game: 1-11 9.1%
 FT % 1st Half: 5-6 83.3% 2nd half: 4-12 33.3% Game: 9-18 50.0%

Officials: Michael Price, Cathi Cornell, Janetta Graham
 Technical fouls: #17/14 South Carolina-None. USC-None.
 Attendance: 897
 13:14 South Carolina #41 called for flagrant one.

Score by periods	1st	2nd	Total
#17/14 South Carolina	30	40	70
USC	24	26	50

Last FG - SC 2nd-01:16, USC 2nd-02:47.
 Largest lead - SC by 20 2nd-00:37, USC by 2 1st-19:44.

Points	In	Off	2nd	Fast	Bench
SC	Paint	T/O	Chance	Break	19
42	20	13	8	19	
USC	28	19	6	10	13

Score tied - 5 times.
 Lead changed - 3 times.



Official Basketball Box Score -- Game Totals -- Final Statistics
#19/14 South Carolina vs San Diego State
 11/23/13 1 p.m. at Viejas Arena at Aztec Bowl (San Diego)



#19/14 South Carolina 88 • 6-0

#	Player	Total		3-Ptr		Rebounds			PF	TP	A	TO	Blk	Stl	Min
		FG-FGA	FG-FGA	FT-FTA	Off	Def	Tot								
24	WELCH, Aleighsa	f	4-4	0-0	0-2	1	3	4	3	8	2	1	1	1	25
31	DOZIER, Asia	f	5-13	4-10	2-2	3	0	3	2	16	0	2	0	2	28
33	IBIAM, Elem	c	2-3	0-0	1-2	1	3	4	3	5	1	1	1	1	21
05	SESSIONS, Khadijah	g	4-9	2-5	2-3	0	0	0	1	12	5	1	0	4	30
25	MITCHELL, Tiffany	g	6-10	1-2	4-5	1	2	3	2	17	9	1	0	3	26
02	GAINES, Olivia	g	0-0	0-0	1-2	1	0	1	0	1	1	0	0	1	5
12	MONTOU, Wilka	g	1-2	0-1	0-0	0	2	2	3	2	0	1	0	0	17
15	DAVIS, Tiffany	g	0-1	0-0	0-0	0	0	0	0	0	3	0	0	0	3
21	MORRISON, LeAnna	g	0-1	0-1	0-0	1	0	1	0	1	0	0	0	0	4
23	ROY, Tina	g	2-6	2-4	0-0	0	1	1	0	6	2	1	1	0	19
41	COATES, Alaina	g	5-6	0-0	11-15	1	7	8	4	21	0	0	1	0	22
	Team					1	2	3							
	Totals		29-55	9-23	21-31	10	20	30	18	88	24	8	4	12	200

FG % 1st Half: 16-35 45.7% 2nd half: 13-20 65.0% Game: 29-55 52.7%
 3FG % 1st Half: 7-15 46.7% 2nd half: 2-8 25.0% Game: 9-23 39.1%
 FT % 1st Half: 4-6 66.7% 2nd half: 17-25 68.0% Game: 21-31 67.7%

San Diego State 54 • 0-4

#	Player	Total		3-Ptr		Rebounds			PF	TP	A	TO	Blk	Stl	Min
		FG-FGA	FG-FGA	FT-FTA	Off	Def	Tot								
02	HUNTER, Kristina	f	1-4	0-0	3-4	2	1	3	5	5	1	4	0	0	19
05	CULBERSON, Chairese	f	0-6	0-2	0-0	0	0	0	3	0	1	0	0	0	28
25	AMARIKWA, Erimma	f	7-11	0-0	1-2	1	4	5	0	15	0	1	0	0	26
13	WARREN, Cierra	c	2-4	0-0	1-5	2	3	5	5	5	1	3	0	0	20
11	HARVEY, Ahjalee	g	4-9	1-4	1-2	0	4	4	2	10	3	7	0	1	34
00	SMITH, Deidra	g	3-5	0-0	0-0	1	3	4	4	6	0	3	0	0	23
03	BOSTICK, Ariell	g	1-2	0-0	0-0	0	1	1	2	2	0	1	0	0	8
12	SCURRY, Deajanae	g	3-6	0-1	0-0	1	6	7	2	6	4	4	1	4	23
21	JOHNSON, Chloe	g	0-1	0-1	0-0	0	1	1	2	0	0	1	0	0	12
23	LAWRENCE, Alyssa	g	0-0	0-0	2-2	0	0	0	0	2	0	0	0	0	7
	Team				</										



2013-14 South Carolina Basketball
South Carolina Game-by-Game Highs (as of Dec 02, 2013)
All games



Opponent	Date	Score	Points	Rebounds	Assists	Steals	Blocked shots
CHARLESTON SOUTHERN	11/08/13	99-29	20-COATES, Alaina	8-WELCH, Aleighsa	7-ROY, Tina	5-MITCHELL, Tiffany	5-IBIAM, Elem
LOUISIANA TECH	11/10/13	68-45	14-WELCH, Aleighsa	10-WELCH, Aleighsa COATES, Alaina	5-SESSIONS, Khadij	2-SESSIONS, Khadij	3-IBIAM, Elem
COLL. OF CHARLESTON	11/14/13	81-54	16-DOZIER, Asia	17-WELCH, Aleighsa	4-SESSIONS, Khadij	2-WELCH, Aleighsa	3-IBIAM, Elem COATES, Alaina
SETON HALL	11/17/13	88-67	18-IBIAM, Elem	8-IBIAM, Elem WELCH, Aleighsa COATES, Alaina	5-SESSIONS, Khadij	2-DOZIER, Asia	4-COATES, Alaina
at Clemson	11/20/13	68-43	17-WELCH, Aleighsa	10-WELCH, Aleighsa	5-MITCHELL, Tiffany	2-COATES, Alaina MITCHELL, Tiffany	3-WELCH, Aleighsa
at San Diego State	11/23/13	88-54	21-COATES, Alaina	8-COATES, Alaina	9-MITCHELL, Tiffany	4-SESSIONS, Khadij	1-COATES, Alaina ROY, Tina WELCH, Aleighsa IBIAM, Elem
at USC	11/25/13	70-50	22-MITCHELL, Tiffany	9-COATES, Alaina	4-MITCHELL, Tiffany	5-MITCHELL, Tiffany	2-IBIAM, Elem
NC CENTRAL	12/02/13	79-27	19-MITCHELL, Tiffany	7-COATES, Alaina	6-SESSIONS, Khadij	3-MITCHELL, Tiffany	2-COATES, Alaina



2013-14 South Carolina Basketball
South Carolina Points-Rebounds-Assists (as of Dec 02, 2013)
All games



Opponent	Date	Score	00	02	05	12	15	21	23	24	25	31	33	41
			FARMER,LIND	GAINES,OJ	SESSIONS,K	MONTOUT,W	DAVIS,TIFF	MORRISON,L	ROY,TINA	WELCH,ALEI	MITCHELL,T	DOZIER,RASI	IBIAME,LEW	COATES,ALA
CSU	11/08/13	99-29 w	0-0-0	4-4-5	10-2-3	7-4-1	5-2-1	0-1-1	5-3-7	15-8-0	12-1-1	4-3-5	17-6-0	20-7-1
LATECH	11/10/13	68-45 w	0-0-0	2-4-3	7-1-5	0-3-0	3-2-1	0-0-0	2-1-2	14-10-3	10-4-3	7-1-0	11-8-1	12-10-0
COFC	11/14/13	81-54 w	0-0-0	2-1-0	2-1-4	2-8-0	7-1-3	0-1-1	6-0-2	12-17-2	11-8-1	16-2-3	12-6-0	11-14-0
SHU	11/17/13	88-67 w	DNP	0-1-1	17-3-5	0-0-1	0-1-0	2-0-0	5-2-1	15-8-4	15-3-4	6-4-2	18-8-0	10-8-1
at CU	11/20/13	68-43 w	0-0-0	DNP	10-3-3	1-4-0	0-0-1	0-0-0	3-3-0	17-10-4	14-6-5	4-9-0	10-6-1	9-6-0
at SDSU	11/23/13	88-54 w	DNP	1-1-1	12-0-5	2-2-0	0-0-3	0-1-1	6-1-2	8-4-2	17-3-9	16-3-0	5-4-1	21-8-0
at USC	11/25/13	70-50 w	DNP	DNP	7-1-3	0-2-1	DNP	0-0-0	11-3-0	14-6-1	22-6-4	4-2-2	4-5-1	8-9-0
NCCU	12/02/13	79-27 w	3-3-0	4-5-4	7-0-6	5-1-1	DNP	3-2-0	2-6-5	13-4-1	19-3-1	6-2-1	2-3-0	15-7-1



2013-14 South Carolina Basketball
South Carolina Team Game-by-Game Comparison (as of Dec 02, 2013)
All games



Opponent	1st	2nd	Score	Mar	Total FG	FG Pct	3-Pointers	3FG Pct	Free Throws	FT Pct	Rebounds	Assist	T/Over	Block	Steal	Fouls
CHARLESTON SOUTHERN	52/13	47/16	99-29	+70	39-64/10-54	.609/.185	3-6/4-23	.500/.174	18-28/5-6	.643/.833	46/25	25/6	10/25	12/5	17/5	9/19
LOUISIANA TECH	31/17	37/28	68-45	+23	28-62/18-50	.452/.360	4-18/4-7	.222/.571	8-22/5-14	.364/.357	47/29	18/10	13/17	4/2	6/7	15/22
COLL. OF CHARLESTON	46/34	35/20	81-54	+27	25-66/21-68	.379/.309	9-28/3-13	.321/.231	22-42/9-18	.524/.500	62/38	16/12	12/10	8/2	5/5	15/27
SETON HALL	41/39	47/28	88-67	+21	26-45/26-67	.578/.388	6-12/6-11	.500/.545	30-44/9-18	.682/.500	38/30	19/4	11/8	9/2	6/5	16/28
Clemson	27/15	41/28	68-43	+25	26-57/14-48	.456/.292	4-16/3-7	.250/.429	12-18/12-19	.667/.632	49/27	14/7	12/11	5/2	6/5	13/17
San Diego State	43/32	45/22	88-54	+34	29-55/21-48	.527/.438	9-23/1-8	.391/.125	21-31/8-15	.677/.533	30/31	24/10	8/25	4/1	12/5	18/25
USC	30/24	40/26	70-50	+20	24-48/20-52	.500/.385	2-6/1-11	.333/.091	20-26/9-18	.769/.500	35/30	12/12	19/22	3/4	8/10	18/21
NC CENTRAL	46/15	33/12	79-27	+52	31-53/8-50	.565/.160	6-18/1-14	.333/.071	11-16/10-12	.688/.833	38/28	20/6	7/16	4/1	7/3	11/13

Note: Game totals are displayed in the format TEAM/OPPONENT for each category



2013-14 South Carolina Basketball
South Carolina Combined Team Statistics (as of Dec 02, 2013)
All games



RECORD:	OVERALL	HOME	AWAY	NEUTRAL
ALL GAMES	8-0	5-0	3-0	0-0
CONFERENCE	0-0	0-0	0-0	0-0
NON-CONFERENCE	8-0	5-0	3-0	0-0

##	Player	gp-gs	min	avg	Total		3-Point		F-Throw		Rebounds				pf	dq	a	to	blk	stl	pts	avg							
					fg-fga	fg%	3fg-fga	3fg%	ft-fga	ft%	off	def	tot	avg															
25	MITCHELL, Tiffany	8-8	212	26.5	43-74	.581	10-20	.500	24-38	.632	12	22	34	4.3	10	0	28	17	0	20	120	15.0							
24	WELCH, Aleighsa	8-7	206	25.8	40-56	.714	0-0	.000	28-44	.636	25	42	67	8.4	14	0	17	8	8	6	108	13.5							
41	COATES, Alaina	8-1	144	18.0	40-61	.656	0-0	.000	26-46	.565	22	47	69	8.6	25	0	3	6	13	6	106	13.3							
33	BIAM, Elem	8-8	181	22.6	29-46	.630	0-0	.000	21-33	.636	12	34	46	5.8	21	2	4	10	19	6	79	9.9							
05	SESSIONS, Khadijah	8-8	210	26.3	23-54	.426	8-23	.348	18-27	.667	3	8	11	1.4	10	0	34	11	0	12	72	9.0							
31	DOZIER, Asia	8-8	191	23.9	22-55	.400	12-31	.387	7-9	.778	8	18	26	3.3	11	0	13	15	1	6	63	7.9							
23	ROY, Tina	8-0	152	19.0	13-48	.271	7-31	.226	7-7	1.000	3	16	19	2.4	3	0	19	4	2	1	40	5.0							
15	DAVIS, Tiffany	6-0	63	10.5	5-12	.417	2-6	.333	3-5	.600	2	4	6	1.0	1	0	9	7	1	2	15	2.5							
02	GAINES, Olivia	6-0	65	10.8	5-9	.556	0-1	.000	3-5	.600	7	9	16	2.7	5	0	14	4	2	6	13	2.2							
12	MONTOUT, Wilka	8-0	117	14.6	6-24	.250	2-7	.286	3-11	.273	12	12	24	3.0	11	0	4	7	3	1	17	2.1							
21	MORRISON, LeAnna	8-0	35	4.4	1-8	.125	1-6	.167	2-2	1.000	4	1	5	0.6	2	0	3	1	0	1	5	0.6							
00	FARMER, India	5-0	24	4.8	1-3	.333	1-2	.500	0-0	.000	1	2	3	0.6	2	0	0	0	0	0	3	0.6							
Team											4	15	19												2				
Total.....		8	1600	228-450		.507	43-127	.339	142-227	.626	115	230	345	43.1	115	2	148	92	49	67	641	80.1							
Opponents.....		8	1600	138-437		.316	23-94	.245	67-120	.558	87	151	238	29.8	172	6	67	134	19	45	366	45.8							

TEAM STATISTICS	SC	OPP	Date	Opponent	Score	Att.
SCORING	641	366	11/08/13	CHARLESTON SOUTHERN	w 99-29	5120
Points per game	80.1	45.8	11/10/13	LOUISIANA TECH	w 68-45	5078
Scoring margin	+34.4	-	11/14/13	COLL. OF CHARLESTON	w 81-54	4882
FIELD GOALS-ATT	228-450	138-437	11/17/13	SETON HALL	w 88-67	4765
Field goal pct	.507	.316	11/20/13	at Clemson	w 68-43	715
3 POINT FG-ATT	43-127	23-94	11/23/13	at San Diego State	w 88-54	642
3-point FG pct	.339	.245	11/25/13	at USC	w 70-50	897
3-pt FG made per game	5.4	2.9	12/02/13	NC CENTRAL	w 79-27	4347
FREE THROWS-ATT	142-227	67-120	* - Conference game			
Free throw pct	.626	.558				
F-Throws made per game	17.8	8.4				
REBOUNDS	345	238				
Rebounds per game	43.1	29.8				
Rebounding margin	+13.4	-				
ASSISTS	148	67				
Assists per game	18.5	8.4				
TURNOVERS	92	134				
Turnovers per game	11.5	16.8				
Turnover margin	+5.3	-				
Assist/turnover ratio	1.6	0.5				
STEALS	67	45				
Steals per game	8.4	5.6				
BLOCKS	49	19				
Blocks per game	6.1	2.4				
ATTENDANCE	24192	2254				
Home games-Avg/Game	5-4838	3-751				
Neutral site-Avg/Game	-	0-0				

Score by Periods	1st	2nd	Totals
South Carolina	316	325	641
Opponents	189	180	369