

# SOUTH CAROLINA WOMEN'S BASKETBALL



# Be the change.

## Game Information

**Date:** Thursday, November 14, 2013, 8 p.m.  
**Site:** Colonial Life Arena (18,000) • Columbia, S.C.  
**Tickets:** \$7 adult, \$4 youth (17 and under)  
**TV:** Fox Sports South (Jenn Hildreth, play-by-play; Debbie Antonelli, analyst)  
**Radio:** WNKT 107.5 FM (Brad Muller); GamecocksOnline.com  
**Live Stats:** GamecocksOnline.com

## South Carolina Gamecocks

**2-0**  
**Ranking:** 21/17 (AP/Coaches)  
**Head Coach:** Dawn Staley  
**Record at SC:** 94-66 (6th)  
**Career Rec.:** 266-146 (14th)  
**vs. CofC:** 1-0  
**Top Scorer:** Coates (16.0 ppg)  
**Top Rebounder:** Welch (9.0 rpg)



vs.



## College of Charleston Cougars

**1-1**  
**Ranking:** -/  
**Head Coach:** Natasha Adair  
**Record at CofC:** 17-17 (2nd)  
**Career Rec.:** 17-17 (2nd)  
**vs. SC:** 0-0  
**Top Scorer:** Frye (17.0 ppg)  
**Top Rebounder:** Tolbert (9.5 rpg)

**Series History:** SC leads 14-9  
**In Columbia:** SC leads 9-0  
**In Charleston:** Tied 3-3  
**Neutral:** CofC leads 3-2

## 2013-14 Schedule

Nov. 1	North Greenville (Exh.)	W, 96-35
Nov. 8	Charleston Southern	W, 99-29
Nov. 10	Louisiana Tech	W, 68-45
Nov. 14	C. of Charleston (FSSO)	8 p.m.
Nov. 17	Seton Hall	3 p.m.
Nov. 20	at Clemson	7 p.m.
Nov. 23	at San Diego State	4 p.m.
Nov. 25	at Southern Cal (Pac-12)	8 p.m.
Dec. 2	NC Central (FSSO)	7 p.m.
Dec. 8	at Charlotte	2 p.m.
	<i>Myrtle Beach Classic</i>	
Dec. 18	vs. North Carolina	7 p.m.
Dec. 20	Winthrop	Noon
Dec. 22	SC State (FSSO)	1 p.m.
Dec. 28	Savannah State (FSSO)	Noon
Jan. 2	at Arkansas*	8 p.m.
Jan. 5	Vanderbilt* (ESPNU)	1 p.m.
Jan. 9	Kentucky*	7 p.m.
Jan. 12	at Auburn* (SPSO)	2:30 p.m.
Jan. 16	at Texas A&M*	8 p.m.
Jan. 19	Alabama*	3 p.m.
Jan. 26	at Vanderbilt* (ESPN2)	2 p.m.
Jan. 30	Mississippi*	7 p.m.
Feb. 3	Missouri*	3 p.m.
Feb. 6	at Mississippi State*	8 p.m.
Feb. 9	Arkansas* (SECTV)	2 p.m.
Feb. 16	at LSU* (ESPN2)	3:30 p.m.
Feb. 20	at Kentucky* (FSSO)	7 p.m.
Feb. 23	Florida* (SPSO)	1 p.m.
Feb. 27	Georgia*	7 p.m.
Mar. 2	at Tennessee* (ESPNU)	2:30 p.m.

\* indicates SEC game  
 All Times Listed as Eastern and are subject to change

Television outlet listed in parentheses – FSSO is Fox Sports South/Fox Sports Carolinas; SPSO is SportSouth; SECTV is SEC over-the-air syndicated package













## South Carolina Notables

- This is the Gamecocks' 40th season as a varsity sport, the sixth with head coach Dawn Staley at the helm. It is South Carolina's 23rd season in the SEC.
- In a vote of student-athletes and coaches, the team selected tri-captains this season – Elem Ibiam, Khadijah Sessions and Aleighsa Welch.
- With nine offensive rebounds through two games this season, junior Aleighsa Welch has moved into ninth in school history with 244 career offensive boards in just 68 games. She is nine away from eighth place.
- Through two games, South Carolina leads the SEC in field goal percentage and is third in field goal percentage defense. The Gamecocks also lead the league in rebounding margin and are second in assist-to-turnover ratio.
- Three Gamecocks rank among the SEC's top 20 in both scoring and rebounding – Alaina Coates, Elem Ibiam and Aleighsa Welch. Coates and Welch are among the top 12 in both categories. All three rank among the league's top five in field goal percentage with Ibiam leading the conference (.769) and Welch holding a share of second (.688).
- Junior Elem Ibiam leads the SEC in field goal percentage (.769). Her perfect 7-of-7 outing against Charleston Southern tied for fourth in Colonial Life Arena history behind three former Gamecocks who were 8-of-8 in a home game.
- Alaina Coates' scoring output against Charleston Southern was the first 20-point game by a freshman in her debut game since Kelsey Bone scored 22 in an overtime victory at Charlotte on Nov. 16, 2009.
- Redshirt sophomore Tina Roy handed out a career-high seven assists against Charleston Southern, more than triple her previous career high in the category. She currently leads the SEC in assist-to-turnover ratio, handing out seven without a turnover.
- The Gamecocks' 70-point win over Charleston Southern in the season opener was the largest margin of victory in Colonial Life Arena history and the fourth-largest overall in school history. Their 60.9 percent field goal accuracy was the second highest by any team in arena history, while the Buccaneers' 18.5 percent was the fifth lowest ever shot in the building.
- South Carolina is coming off back-to-back 25-win seasons that included NCAA Tournament appearances. The program's last consecutive 25-win efforts came in the 1978-79 and 1979-80 seasons. The last back-to-back 20-win seasons were in 2001-02 and 2002-03.

## Tale of the Tape

CofC	SC
1-1	2-0
0-0	0-0
1-0	2-0
0-1	0-0
0-0	0-0
68.0	83.5
66.5	37.0
.346	.532
.357	.269
.313	.292
.281	.267
.519	.520
7.0	13.0
14.0	21.5
+5.0	+9.5
53.5	46.5
+3.5	+19.5
11.5	11.5
2.5	8.0

# 2013-14 South Carolina Media Roster

<b>0</b>		<p><b>India Farmer</b> 6-0 • Freshman • Forward • N. Myrtle Beach, S.C.</p> <p>PPG <b>0.0</b> RPG <b>0.0</b> APG <b>0.0</b> FG% <b>—</b> FT% <b>—</b></p>	<p><b>LAST GAME:</b> 1 min vs. LA Tech <b>NOTABLE:</b> Athletic combo player who ran point for her HS team due to injury-depleted lineup ... Named Toast of the Coast Player of the Year by <i>The Sun News</i> and earned all-state honors as a senior.</p>	<p><b>Career Highs</b> Pts: — Reb: — Ast: — Stl: — Min: 6 vs. Char. Sthrn., 11/8/13</p>
<b>2</b>		<p><b>Olivia Gaines</b> 5-7 • Junior • Guard • Chester, S.C.</p> <p>PPG <b>3.0</b> RPG <b>4.0</b> APG <b>4.0</b> FG% <b>.600</b> FT% <b>.000</b></p>	<p><b>LAST GAME:</b> 2 pts, 3 assts, 4 rebs vs. LA Tech <b>NOTABLE:</b> Aggressive defender, still learning how to maximize skills in Gamecock game plan ... Named 2013 Junior/Community College Player of the Year by WBCA ... Helped team to 2013 NJCAA Division II national title.</p>	<p><b>Career Highs</b> Pts: 4 vs. Char. Sthrn., 11/8/13 Reb: 4, 2x, vs. LA Tech, 11/10/13 Ast: 5 vs. Char. Sthrn., 11/8/13 Stl: 3 vs. Char. Sthrn., 11/8/13 Min: 17 vs. Char. Sthrn., 11/8/13</p>
<b>5</b>		<p><b>Khadijah Sessions</b> 5-8 • Sophomore • Guard • Myrtle Beach, S.C. <i>kub-DEE-zhub SESH-uns</i></p> <p>PPG <b>8.5</b> RPG <b>1.5</b> APG <b>4.0</b> FG% <b>.429</b> FT% <b>.600</b></p>	<p><b>LAST GAME:</b> 7 pts, 5 assts, 2 stls vs. LA Tech <b>NOTABLE:</b> Ran team well vs. LA Tech – in double figures for first time this season and dishing career-high five assists ... An aggressive point guard who is working hard on leadership role from the position ... Voted a team captain.</p>	<p><b>Career Highs</b> Pts: 19 vs. Auburn, 2/3/13 Reb: 5 at Florida, 1/20/13 Ast: 5 vs. LA Tech, 11/10/13 Stl: 4 vs. Miss. State, 2/24/13 Min: 35 at Missouri, 2/28/13</p>
<b>12</b>		<p><b>Wilka Montout</b> 6-3 • Senior • Forward • Cayenne, French Guiana <i>WIL-kub mawn-TOO</i></p> <p>PPG <b>3.5</b> RPG <b>3.5</b> APG <b>0.5</b> FG% <b>.500</b> FT% <b>.400</b></p>	<p><b>LAST GAME:</b> 3 rebs vs. LA Tech <b>NOTABLE:</b> Netted 7 pts in season opener, including a 3-pointer ... Rangy forward who can stretch defenses with her shooting ... averaged 10.1 minutes last season, playing in 29 of 33 games.</p>	<p><b>Career Highs</b> Pts: 12 vs. LA Tech, 11/12/12 Reb: 6 vs. Sav. State, 11/15/12 Blk: 2, 2x, vs. CSU, 11/8/13 Stl: 1, 4x, vs. CSU, 11/8/13 Min: 24 vs. Sav. State, 11/15/12</p>
<b>15</b>		<p><b>Tiffany Davis</b> 5-7 • R-Freshman • Guard • Houston, Texas</p> <p>PPG <b>4.0</b> RPG <b>2.0</b> APG <b>1.0</b> FG% <b>.429</b> FT% <b>.333</b></p>	<p><b>LAST GAME:</b> 3 pts, 2 rebs, 1 asst vs. LA Tech <b>NOTABLE:</b> Fully recovered from knee surgery last fall ... has been slowed by a hamstring injury and did not play in the exhibition game ... expected to battle for time at point guard.</p>	<p><b>Career Highs</b> Pts: 6 vs. Elon, 11/9/12 Reb: 3 vs. Elon, 11/9/12 Ast: 3 vs. Elon, 11/9/12 Stl: 5 vs. Elon, 11/9/12 Min: 20 vs. Elon, 11/9/12</p>
<b>21</b>		<p><b>LeAnna Morrison</b> 5-5 • R-Sophomore • Guard • Monck's Corner, S.C.</p> <p>PPG <b>0.0</b> RPG <b>0.5</b> APG <b>0.5</b> FG% <b>.000</b> FT% <b>—</b></p>	<p><b>LAST GAME:</b> 1 min vs. LA Tech <b>NOTABLE:</b> Ran track for two seasons at Charlotte before returning to her first love, basketball ... Named 2011 All-Lowcountry Female Athlete of the Year by <i>The Post &amp; Courier</i> for her two-sport prowess.</p>	<p><b>Career Highs</b> Pts: — Reb: 1 vs. Char. Sthrn., 11/8/13 Ast: 1 vs. Char. Sthrn., 11/8/13 Stl: — Min: 7 vs. Char. Sthrn., 11/8/13</p>
<b>23</b>		<p><b>Tina Roy</b> 5-11 • R-Sophomore • Guard • Kaplan, La.</p> <p>PPG <b>3.5</b> RPG <b>2.0</b> APG <b>4.5</b> FG% <b>.200</b> FT% <b>—</b></p>	<p><b>LAST GAME:</b> 2 pts, 2 assts, 1 stl vs. LA Tech <b>NOTABLE:</b> Fully recovered from knee surgery in August 2012 ... Dished out career-high 7 assist in season opener ... Understanding of offense will land her in point guard spot at times ... Averaged 8.7 points in 2012 SEC Tournament.</p>	<p><b>Career Highs</b> Pts: 15 vs. Presby, 11/27/11 Reb: 5 at LSU, 1/12/12 Ast: 7 vs. Char. Sthrn., 11/8/13 Stl: 2 vs. Presby, 11/27/11 Min: 22, 4x, vs. CSU, 11/8/13</p>
<b>24</b>		<p><b>Aleighsa Welch</b> 6-0 • Junior • Forward • Goose Creek, S.C. <i>uh-LEE-sub Welch</i></p> <p>PPG <b>14.5</b> RPG <b>9.0</b> APG <b>1.5</b> FG% <b>.688</b> FT% <b>.636</b></p>	<p><b>LAST GAME:</b> 14 pts, 10 rebs, 3 assts vs. LA Tech <b>NOTABLE:</b> Posted 1st season and 11th career double-double vs. LA Tech ... Named Second-Team All-SEC in 2013 and 2014 preseason first team ... Already 9th in school history with 244 career offensive boards ... Voted a team captain.</p>	<p><b>Career Highs</b> Pts: 20 vs. Miss. State, 2/24/13 Reb: 15 vs. Drexel, 11/28/12 Ast: 4 at Kentucky, 2/14/13 Stl: 3, 3x, vs. Florida, 3/3/13 Min: 42 vs. Drexel, 11/28/12</p>
<b>25</b>		<p><b>Tiffany Mitchell</b> 5-9 • Sophomore • Guard • Charlotte, N.C.</p> <p>PPG <b>11.0</b> RPG <b>2.5</b> APG <b>2.0</b> FG% <b>.526</b> FT% <b>.333</b></p>	<p><b>LAST GAME:</b> 10 pts, 4 rebs, 3 assts vs. LA Tech <b>NOTABLE:</b> Scored in double figures every game this season ... Lithe guard who earned SEC All-Freshman honors last season ... Was team's top scorer 7 times, including 2 SEC games, and scored in double figures in 14 of 33 outings.</p>	<p><b>Career Highs</b> Pts: 21 vs. SC State, 12/21/12 Reb: 11, 4x, at Florida, 1/20/13 Ast: 4 vs. Sav. State, 11/15/12 Stl: 5, 2x, vs. CSU, 11/8/13 Min: 36, 2x, at Arkansas, 1/13/13</p>
<b>31</b>		<p><b>Asia Dozier</b> 6-0 • Sophomore • Guard/Forward • Columbia, S.C. <i>Asia DOE-zhur</i></p> <p>PPG <b>5.5</b> RPG <b>2.0</b> APG <b>2.5</b> FG% <b>.500</b> FT% <b>1.00</b></p>	<p><b>LAST GAME:</b> 7 pts, 1 reb vs. LA Tech <b>NOTABLE:</b> Tied career high with 5 assists in season opener ... Earned starting spot by being the most efficient producer in preseason practice ... Showing good shot selection, hitting 50.0 percent from the field this season.</p>	<p><b>Career Highs</b> Pts: 11 vs. Sav. State, 11/15/12 Reb: 10 vs. Elon, 11/9/12 Ast: 5, 2x, vs. CSU, 11/8/13 Stl: 2, 2x, vs. CSU, 11/8/13 Min: 26 vs. Elon, 11/9/12</p>
<b>33</b>		<p><b>Elem Ibiam</b> 6-4 • Junior • Center • Fayetteville, Ga. <i>ELL-um IB-ee-um</i></p> <p>PPG <b>14.0</b> RPG <b>7.0</b> APG <b>0.5</b> FG% <b>.769</b> FT% <b>.533</b></p>	<p><b>LAST GAME:</b> 11 pts, 8 rebs, 3 blks vs. LA Tech <b>NOTABLE:</b> Posted double figures in both games this season ... Leads SEC in FG% and blocks (4.0) ... Was team's 2nd-leading rebounder (8.5) and 3rd-highest scorer (11.5) in 2013 postseason ... Voted a team captain.</p>	<p><b>Career Highs</b> Pts: 19 vs. Alabama, 3/7/13 Reb: 11 vs. Elon, 11/9/12 Blk: 5, 3x, vs. CSU, 11/8/13 Stl: 2, 3x, vs. CSU, 11/8/13 Min: 29 vs. S. Dakota St., 3/23/13</p>
<b>41</b>		<p><b>Alaina Coates</b> 6-4 • Freshman • Center • Irmo, S.C. <i>uh-LAY-nub COATS</i></p> <p>PPG <b>16.0</b> RPG <b>8.5</b> APG <b>0.5</b> FG% <b>.625</b> FT% <b>.400</b></p>	<p><b>LAST GAME:</b> 12 pts, 10 rebs vs. LA Tech <b>NOTABLE:</b> Posted 1st career double-double against LA Tech ... Among SEC's top 10 in points and rebounds ... Named McDonald's and Parade All-America ... Earned South Carolina Player of the Year honors from multiple sources.</p>	<p><b>Career Highs</b> Pts: 20 vs. Char. Sthrn., 11/8/13 Reb: 10 vs. LA Tech, 11/10/13 Blk: 2 vs. Char. Sthrn., 11/8/13 Stl: 1 vs. Char. Sthrn., 11/8/13 Min: 19 vs. LA Tech, 11/10/13</p>

**Starter**

**Reserve**

## Quick Facts

### The University

**Location:** Columbia, S.C.  
**Founded:** 1801  
**Enrollment:** 31,288  
**Colors:** Garnet (PMS 202C) and Black  
**Nickname:** Gamecocks  
**Conference:** Southeastern  
**President:** Dr. Harris Pastides  
**Athletics Director:** Ray Tanner  
**Facility:** Colonial Life Arena (18,000)

### Coaching Staff

**Head Coach:** Dawn Staley  
**Alma Mater:** Virginia, 1992  
**Overall Record:** 266-146 (14th season)  
**School Record:** 94-66 (6th season)  
**Assoc. Head Coach (Alma Mater):**  
Lisa Boyer (Ithaca, 1972)  
**Assistant Coaches (Alma Mater):**  
Nikki McCray (Tennessee, 1995)  
Darius Taylor (Michigan, 2000)

### Team Information

**2012-13 Record:** 25-8  
Home: 13-3 Away: 7-3 Neutral: 5-2  
**SEC Record (Finish):** 11-5 (T-4th)  
Home: 6-2 Away: 5-3  
**Letterwinners Returning/Lost:** 6/3  
**Starters Returning/Lost:** 2/3

### Program History

**First Year of Women's Basketball:** 1974-75  
**All-Time Record:** 673-495 (40th season)  
**All-Time SEC Record:** 102-197 (23rd season)  
**NCAA Appearances (Last):** 10 (2013)  
**NCAA Tournament Record:** 11-10  
**Last NCAA Result:** L, 69-16, Kansas, Boulder, Colo., 3/25/13, Second Round  
**WNIT Appearances (Last):** 4 (2011)  
**WNIT Record:** 3-4

### Media Relations

**Women's Basketball Contact:** Diana Koval  
**Office:** 803.777.7977  
**Cell:** 314.369.6050  
**Email:** dkoval@mailbox.sc.edu  
**Press Row Phone:** 803.777.6182  
**Athletics Department on the Web**  
**Website:** GamecocksOnline.com  
**Twitter:** @GamecocksOnline  
**Facebook:** Facebook.com/GamecocksOnline  
**YouTube:** YouTube.com/GamecocksOnline  
**Women's Basketball on Twitter**  
**Team:** @GamecockWBB  
**Head Coach:** @DawnStaley

As a team, the Cougars are scoring 68.0 points per game on 34.6 percent shooting, including 31.3 percent from 3-point range, and have out-rebounded their opponents by 3.5 boards per game.

### Post Always Delivers

South Carolina has reaped the rewards of this season's new offensive strategy as post play has dominated the box score for the Gamecocks. The inside play of juniors Aleighsa Welch and Elem Ibiam and freshman Alaina Coates has yielded better field goal percentages – best in the SEC (.532) – and higher assist numbers. Through the first two games, the trio has accounted for 64.9 percent of the team's scoring (89 of 167 points) and is shooting a combined 67.9 percent from the field with all three ranked among the SEC's individual top five in field goal percentage. South Carolina has scored 108 of its combined 167 points this season in the paint, including 70 of the 99 scored against Charleston Southern in the opener. The three posts are the team's top scorers – Coates 16.0 ppg, Welch 14.5 ppg, Ibiam 14.0 ppg – with Tiffany Mitchell the only guard averaging double digits so far this season.

As a team, South Carolina shot over 60.0 percent for the first time in the Staley era with 60.9 percent accuracy in the opener against Charleston Southern. The Gamecock guards have been thriving in the assist category as well. Four different Gamecocks have handed out five or more assists in a game, headlined by Tina Roy's career-high seven against Charleston Southern. Sophomore Asia Dozier tied her career high with five in that game, and junior transfer Olivia Gaines wasted no time setting her career mark at five that night as well. Against Louisiana Tech, sophomore Khadijah Sessions handed out a career-high five assists to round out the quartet. The team's 25 assists against Charleston Southern was a Staley-era record

### A South Carolina Win Would...

- Give the Gamecocks a 3-0 record for the third-straight season. Last season, South Carolina sprinted out to a 10-0 start.
- Be the Gamecocks' eighth straight over College of Charleston.
- Bring head coach Dawn Staley to 95 wins at South Carolina, putting her six behind Pam Parsons (1978-82) for third all-time in Gamecock women's basketball history.

### By the Numbers

- 0 Turnovers committed by redshirt sophomore Tina Roy against nine assists, making her the SEC leader in assist-to-turnover ratio
- .532 Field goal percentage this season for the Gamecocks, which leads the SEC
- 1 Player who leads the SEC in both field goal percentage and blocks – Gamecock junior Elem Ibiam
- 1.4 Average places by which the SEC coaches have under-rated South Carolina in their preseason poll compared to where the Gamecocks actually finished the season in the Dawn Staley era (five seasons)
- 2 Games in the Dawn Staley era in which South Carolina has scored at least 90 points, highlighted by the 99-point outing against Charleston Southern in the season opener
- 2 Seasons in the Dawn Staley era in which the Gamecocks have won at least 25 games – a win total that was achieved just three times in the program's first 34 seasons
- 3 Gamecocks among the SEC's top five in field goal percentage – Elem Ibiam (1st, .769), Aleighsa Welch (T-2nd, .688) and Alaina Coates (5th, .625)
- 3 Members of this season's team that earned South Carolina Player of the Year honors in high school
- 4 Newcomers on this season's Gamecock roster
- 6 Dawn Staley era records South Carolina posted against Charleston Southern – points scored (99), margin of victory (+70), field goal percentage (.609), field goals made (39), assists (25) and blocks (12)
- 7 Gamecocks on this season's roster who played high school basketball in the state of South Carolina, the highest percentage of the roster since the 1990-91 squad featured eight South Carolinians on the 11-player roster
- 18 Individual career highs that were either tied or broken by returning Gamecocks in the win over Charleston Southern
- 22 Entries for the Gamecocks in the last 32 Associated Press Top 25 Polls
- 25 Assists handed out by the Gamecocks on 39 made field goals in win over Charleston Southern
- 37.0 Points per game the South Carolina defense has allowed through two games this season – the Gamecocks have ranked among the nation's top five in scoring defense each of the last two seasons
- 46.5 Point per game by which South Carolina has out-scored its opponents through two games this season – tops in the SEC
- 64.2 Percent of field goals made this season that have been assisted

### College of Charleston Series Notes

These two in-state rivals have met 23 times since the series began in the 1974-75 season. The Gamecocks hold a 14-9 edge over the Cougars, including an 8-0 record in home games (location is not known for games prior to 1976-77 season).

In the most recent meeting, South Carolina posted a 59-40 win over College of Charleston on Nov. 23, 2011, in Colonial Life Arena. Three current Gamecocks saw action in that game with Tina Roy scoring nine points and Aleighsa Welch pulling down nine rebounds. Elem Ibiam added four points and four rebounds to the effort in 11 minutes on the court. South Carolina held just a one-point lead at the half before pushing past CofC in the second thanks in large part to 18 points off 14 Cougar turnovers and 19 points off 14 offensive rebounds in the period.

The Cougars' last win over the Gamecocks came in a 66-63 contest on Dec. 7, 1991 in Charleston.

### Scouting the Bulldogs

CofC split its two games last weekend, scoring a 21-point win over Kennesaw State at home before suffering an 18-point loss at Winthrop. The Cougars started four seniors and a redshirt junior in both games last weekend.

Senior guard Alyssa Frye led the offense on opening weekend with 17.0 points per game behind 7-of-11 shooting from 3-point range. Senior guard Afreyea Tolbert added 12.5 points per game to her team-high 9.5 rebounds per outing. Senior guard Jillian Brown directed the offense well with 17 assists over the two games. Freshman Jasmine Carter made a strong debut, averaging 6.0 points and 9.0 rebounds in her first two outings. Eight of her 18 total rebounds came on the offensive end.

### Current Gamecock Streaks

	Total	Home	Road	Neut.
Overall	W2	W4	L1	L1
SEC	W1	W2	L1	—
Non-Conference	W2	W4	W4	L1
Ranked Teams	L3	L1	L2	L3

## The Gift of Glass

The Gamecocks have been a solid rebounding team under head coach Dawn Staley, but it was a team effort by an undersized roster in the past. This season, South Carolina is out-rebounding its opponents by an SEC-leading 19.5 boards per game behind the strength of the trio of Alaina Coates, Elem Ibiam and Aleighsa Welch. Welch leads the way with 9.0 boards per game to rank sixth in the SEC. Coates is close behind with 8.5 per game, slotting her in at 10th overall and third among SEC freshmen. Ibiam rounds out the group with 7.0 per contest for 18th place in the league.

South Carolina's 19.0 offensive rebounds per game rank fourth in the league, and the Gamecocks have turned them into 21.0 second-chance points per game. Coates and Welch pace the group on the offensive glass with 4.5 per game to hold a share of fifth in the SEC.

## Preseason Predictions

South Carolina was picked to finish fifth in the SEC by the league's coaches in preseason voting. The media tabbed the Gamecocks at seventh in their voting. In each of the last four seasons, South Carolina has out-performed the predictions of both groups.

Season	Media	Coaches	Actual
2009-10	10	6	T-7
2010-11	7	7	T-5
2011-12	8	7	T-4
2012-13	7	6	T-4

## Home Grown, Nationally Known

Since her arrival for the 2008-09 season, South Carolina head coach Dawn Staley has been working to protect her new home state's best prospects while fielding a team that competes at a national level. Her efforts are paying dividends as this season's roster features seven Gamecocks who played high school basketball in the state of South Carolina. Beginning with Aleighsa Welch, the first South Carolina player to sign a National Letter of Intent for Staley, the Palmetto State has sent its players of the year to Columbia as Welch (2011), Asia Dozier (2012) and Alaina Coates (2013) have each earned the title during their high school careers.

## Guess Who's Back

The Gamecocks return six letterwinners from last season's 25-win team, including starters Aleighsa Welch and Tiffany Mitchell. The other four returners each played in at least 29 of last season's 33 games with two of those – Elem Ibiam and Khadijah Sessions – averaging at least 15 minutes.

Eager to bolster the efforts of the veterans is redshirt sophomore Tina Roy. Fully recovered from her offseason knee surgery, the guard looks to improve on her 4.4 points per game as a freshman. She proved she is capable of delivering more offense toward the end of that season, averaging 8.7 points during the Gamecocks' three-game run to the SEC Tournament semifinals.

## Fresh Look

South Carolina head coach Dawn Staley added four newcomers to this season's roster and will welcome the return of redshirt freshman Tiffany Davis, whose initial campaign was limited to three games by a knee injury.

Local product Alaina Coates (Irmo, S.C.) headlines this season's crop of newcomers as the McDonald's and Parade All-American makes the site of her two high school state championships her college home court. Junior transfer Olivia Gaines was named the Junior/Community College Player of the Year by the WBCA last season after



## Around the SEC

	SEC Games			Overall		
	W	L	Pct.	W	L	Pct.
Kentucky	0	0	.000	3	0	1.00
Arkansas	0	0	.000	2	0	1.00
Auburn	0	0	.000	2	0	1.00
Florida	0	0	.000	2	0	1.00
LSU	0	0	.000	2	0	1.00
Mississippi St.	0	0	.000	2	0	1.00
Missouri	0	0	.000	2	0	1.00
South Carolina	0	0	.000	2	0	1.00
Tennessee	0	0	.000	2	0	1.00
Texas A&M	0	0	.000	2	0	1.00
Vanderbilt	0	0	.000	2	0	1.00
Georgia	0	0	.000	1	0	1.00
Ole Miss	0	0	.000	1	1	.500
Alabama	0	0	.000	0	2	.000

## Coming Up

### November 14

#14/16 LSU at #5/4 Louisville, 7 p.m.  
 Florida at Virginia Tech, 7 p.m.  
 Mercer at #24/23 Georgia, 7 p.m.  
 Chattanooga at #4/3 Tennessee, 7 p.m.  
 Delaware State at #-/25 Vanderbilt, 8 p.m.  
 Evansville at Missouri, 8 p.m.

## Recent Results

### November 13

#7/8 Kentucky def. Georgia Southern, 103-38  
 Auburn def. Jacksonville Stat, 66-49  
 Arkansas def. Oral Roberts, 91-33  
 Mississippi State def. Jackson Stat, 81-42  
 #16/12 Texas A&M def. Prairie View A&M, 76-27

### November 11

#16/12 Texas A&M def. North Texas, 67-48  
 #-/25 Vanderbilt def. Western Ky., 85-60  
 #15/10 Nebraska def. Alabama, 62-48  
 #4/3 Tennessee def. #12/14 N. Carolina, 81-65

Rankings are listed as AP/ESPN Poll  
 All Times Eastern; TV Network in ()

## AP Top 25

(Week of 11/11/13)

1. Connecticut	1-0
2. Duke	1-0
3. Stanford	1-0
4. Tennessee	1-0
5. Louisville	1-0
6. Notre Dame	1-0
7. Kentucky	2-0
8. Maryland	2-0
9. Baylor	1-0
10. California	1-1
11. Oklahoma	2-0
12. North Carolina	1-0
13. Penn State	2-0
14. LSU	2-0
15. Nebraska	1-0
16. Texas A&M	0-0
17. Colorado	0-0
18. Purdue	1-0
19. Michigan State	0-0
20. Oklahoma State	2-0
<b>21. South Carolina</b>	<b>2-0</b>
22. Iowa State	1-0
23. Dayton	1-1
24. Georgia	1-0
25. Gonzaga	2-0

## ESPN/USA Today Top 25

(Week of 11/11/13)

1. Connecticut	1-0
2. Duke	1-0
3. Tennessee	1-0
4. Louisville	1-0
5. Stanford	1-0
6. Notre Dame	1-0
7. Maryland	2-0
8. Kentucky	2-0
9. Baylor	1-0
10. Nebraska	1-0
11. California	1-1
12. Texas A&M	0-0
13. Oklahoma	2-0
14. North Carolina	1-0
15. Penn State	2-0
16. LSU	2-0
<b>17. South Carolina</b>	<b>2-0</b>
18. Iowa State	1-0
19. Colorado	0-0
20. Michigan State	0-0
21. Dayton	1-1
22. Purdue	1-0
23. Georgia	1-0
24. Oklahoma State	2-0
25. Vanderbilt	2-0

## Miscellaneous Stats

Double-Doubles	2013-14	Career	Record
Aleighsa Welch	1	11	10-1
Alaina Coates	1	1	1-0
Tiffany Mitchell	0	2	2-0
Elem Ibiam	0	1	0-1
20+ Points	2013-14	Career	Record
Alaina Coates	1	1	1-0
Tiffany Mitchell	0	1	1-0
Aleighsa Welch	0	1	1-0
10+ Points	2013-14	Career	Record
Aleighsa Welch	2	33	27-6
Tiffany Mitchell	2	16	14-2
Elem Ibiam	2	9	7-2
Alaina Coates	2	2	2-0
Khadijah Sessions	1	7	6-1
Tina Roy	0	5	4-1
Asia Dozier	0	2	1-1
Wilka Montout	0	2	2-0
10+ Rebounds	2013-14	Career	Record
Aleighsa Welch	1	14	13-1
Alaina Coates	1	1	1-0
Tiffany Mitchell	0	5	4-1
Elem Ibiam	0	2	1-1
Asia Dozier	0	1	1-0
5+ Assists	2013-14	Career	Record
Asia Dozier	1	2	2-0
Olivia Gaines	1	1	1-0
Tina Roy	1	1	1-0
Khadijah Sessions	1	1	1-0
5+ Steals	2013-14	Career	Record
Tiffany Mitchell	1	2	2-0
Tiffany Davis	0	1	1-0
5+ Blocks	2013-14	Career	Record
Elem Ibiam	1	3	3-0

## Games Led Team In...

(Tied for team lead in each category included)

Scoring	2013-14	Career	Record
Alaina Coates	1	1	1-0
Aleighsa Welch	1	16	10-6
Tiffany Mitchell	0	7	6-1
Khadijah Sessions	0	3	2-1
Elem Ibiam	0	2	1-1
Tina Roy	0	2	2-0
Rebounding	2013-14	Career	Record
Aleighsa Welch	2	28	24-4
Alaina Coates	1	1	1-0
Tiffany Mitchell	0	6	5-1
Elem Ibiam	0	5	5-0
Assists	2013-14	Career	Record
Khadijah Sessions	1	4	3-1
Tina Roy	1	2	2-0
Aleighsa Welch	0	4	2-2
Tiffany Mitchell	0	2	2-0
Asia Dozier	0	1	1-0

leading Louisburg College to the NJCAA Division II National Championship. Walk-ons India Farmer and LeAnna Morrison will battle for court time as well.

## Be the Change

South Carolina head coach Dawn Staley has provided an extra challenge for her program with the "Be the Change" theme for this season. Reflecting on her career as she prepared for enshrinement into the Naismith Memorial Basketball Hall of Fame and traveling in Africa this summer, she discovered she wanted her team to embrace the importance of focusing on others. In Africa especially, she noted the significant impact even small acts can have on the world around her.

To that end, Staley has challenged her program and everyone who supports it to commit 50,000 random acts of kindness this season. The program has set up Twitter (@SC\_WBB\_RAoK) and Facebook (SC Women's Basketball Random Acts of Kindness) accounts to help keep track of everyone's contributions. Fans are encouraged to submit their acts to those accounts.

## Drive for 5

The Gamecocks launched their "Drive for 5" women's basketball ticket campaign this season. Inspired by head coach Dawn Staley's jersey number during her Naismith Hall of Fame playing career, the campaign looks to bring at least 5,000 fans to every Gamecock women's basketball game. At the end of October, the Gamecocks were well on their way, surpassing 3,000 season tickets issued for the season for the first time in the Staley era.

## Watching the Gamecocks

South Carolina will play a total of 13 regular-season games on television in 2013-14. Four non-conference home games – College of Charleston (Nov. 14), NC Central (Dec. 2), SC State (Dec. 22) and Savannah State (Dec. 29) – will air on Fox Sports South and Fox Sports Carolinas in addition to the Gamecocks' game at Southern Cal airing on the Pac-12 Networks and their outing at Kentucky showing on Fox Sports South. The SEC package includes four national and three regional broadcasts during league play. The Gamecocks will play twice on ESPN2 – at Vanderbilt (Jan. 26) and at LSU (Feb. 16) – and twice on ESPNU – vs. Vanderbilt (Jan. 5) and at Tennessee (Mar. 2). Other televised games are at Auburn (Jan. 12, SportSouth), vs. Arkansas (Feb. 9, SECTV) and vs. Florida (Feb. 23, SportSouth).

## Team Specialty Stats

South Carolina/Opponent

	Pts. in Paint	Pts. Off TOs	2nd Chance Pts	Fast Break Pts
11/8 CSU	70/6	40/5	23/6	32/4
11/10 LA Tech	38/18	13/12	19/8	20/8
11/14 CoFC				
11/17 SHU				
11/20 at Clemson				
11/23 at SDSU				
11/25 at USC				
12/2 NC Central				
12/8 at Char.				
12/18 vs. UNC				
12/20 Winthrop				
12/22 SC St.				
12/28 Sav. St.				
1/2 at Arkansas				
1/5 Vandy				
1/9 Kentucky				
1/12 at Auburn				
1/16 at TAMU				
1/19 Alabama				
1/26 at Vandy				
1/30 Ole Miss				
2/2 Mizzou				
2/6 at Miss. St.				
2/9 Arkansas				
2/16 at LSU				
2/20 at Kentucky				
2/23 Florida				
2/28 Georgia				
3/2 at Tenn.				

## Starters vs. Bench Points

	SC Starters	Opp. Starters	SC Bench	Opp. Bench
11/8 CSU	58	19	41	10
11/10 LA Tech	47	29	21	16
11/14 CoFC				
11/17 SHU				
11/20 at Clemson				
11/23 at SDSU				
11/25 at USC				
12/2 NC Central				
12/8 at Char.				
12/18 vs. UNC				
12/20 Winthrop				
12/22 SC St.				
12/28 Sav. St.				
1/2 at Arkansas				
1/5 Vandy				
1/9 Kentucky				
1/12 at Auburn				
1/16 at TAMU				
1/19 Alabama				
1/26 at Vandy				
1/30 Ole Miss				
2/2 Mizzou				
2/6 at Miss. St.				
2/9 Arkansas				
2/16 at LSU				
2/20 at Kentucky				
2/23 Florida				
2/28 Georgia				
3/2 at Tenn.				

## Career Highs

### Alaina Coates

**Points** .....20 vs. Charleston Southern, 11/8/13  
**FG** .....9 vs. Charleston Southern, 11/8/13  
**FGA** .....14 vs. Charleston Southern, 11/8/13  
**FG %** .... .643 (9-14) vs. Charleston Southern, 11/8/13  
**FT** .....2 vs. Charleston Southern, 11/8/13  
**FTA** .....3 vs. LA Tech, 11/10/13  
**FT %** ..... 1.00 (2-2) vs. Charleston Southern, 11/8/13  
**Rebounds** .....10 vs. LA Tech, 11/10/13  
**Off Rebs** .....5 vs. LA Tech, 11/10/13  
**Def Rebs** .....5 vs. LA Tech, 11/10/13  
**Blocks** .....2 vs. Charleston Southern, 11/8/13  
**Steals** .....1 vs. Charleston Southern, 11/8/13  
**Assists** .....1 vs. Charleston Southern, 11/8/13  
**Minutes** .....19 vs. LA Tech, 11/18/13

### Tiffany Davis

**Points** .....6 vs. Elon, 11/9/12  
**FG** .....2, 2x, last vs. Charleston Southern, 11/8/13  
**FGA** .....4, 2x, last vs. LA Tech, 11/10/13  
**FG %** .... .667 (2-3) vs. Charleston Southern, 11/8/13  
**3FG** .....1, 2x, last vs. LA Tech, 11/10/13  
**3FGA** .....4 vs. LA Tech, 11/10/13  
**FT** .....2 vs. Elon, 11/9/12  
**FTA** .....3 vs. Charleston Southern, 11/8/13  
**FT %** ..... 1.000 (2-2) vs. Elon, 11/9/12  
**Rebounds** .....3 vs. Elon, 11/9/12  
**Off Rebounds** .....1, 3x, last vs. LA Tech, 11/10/13  
**Def Rebounds** .....2 vs. Elon, 11/9/12  
**Steals** .....5 vs. Elon, 11/9/12  
**Assists** .....3 vs. Elon, 11/9/12  
**Minutes** .....20 vs. Elon, 11/9/12

### Asia Dozier

**Points** .....11 vs. Savannah State, 11/15/12  
**FG** .....4, 2x, last at Kentucky, 2/14/13  
**FGA** .....10, 2x, last at Ole Miss, 2/17/13  
**FG %** ..... 1.000 (4-4) at Kentucky, 2/14/13  
**3FG** .....3 vs. Savannah State, 11/15/12  
**3FGA** .....9, 2x, last vs. SC State, 12/21/12  
**3FG %** .....1.000 (2-2) at Kentucky, 2/14/13  
**FT** .....4 vs. Elon, 11/9/12  
**FTA** .....7 vs. Elon, 11/9/12  
**FT %** ...1.000 (2-2), 3x, last vs. Chas. Southern, 11/8/13  
**Rebounds** .....10 vs. Elon, 11/9/12  
**Off Rebounds** .....4 vs. Elon, 11/9/12  
**Def Rebounds** .....6 vs. Elon, 11/9/12  
**Blocks** .....1, 5x, last vs. Charleston Southern, 11/8/13  
**Steals** .....2, 2x, last vs. Charleston Southern, 11/8/13  
**Assists** .....5, 2x, last vs. Charleston Southern, 11/8/13  
**Minutes** .....26 vs. Elon, 11/9/12

### India Farmer

**Minutes** .....6 vs. Charleston Southern, 11/8/13

### Olivia Gaines

**Points** .....4 vs. Charleston Southern, 11/8/13  
**FG** .....2 vs. Charleston Southern, 11/8/13  
**FGA** .....3 vs. Charleston Southern, 11/8/13  
**FG %** ..... .667 (2-3) vs. Chas. Southern, 11/8/13  
**FTA** .....1 vs. LA Tech, 11/18/13  
**Rebounds** .....4, 2x, last vs. LA Tech, 11/10/13  
**Off Rebs** .....3 vs. LA Tech, 11/10/13  
**Def Rebs** .....2 vs. Charleston Southern, 11/8/13  
**Blocks** .....1, 2x, last vs. LA Tech, 11/10/13  
**Steals** .....3 vs. Charleston Southern, 11/8/13  
**Assists** .....5 vs. Charleston Southern, 11/8/13  
**Minutes** .....17 vs. Charleston Southern, 11/8/13

### Elem Ibiam

**Points** .....19 vs. Alabama, 3/7/13  
**FG** .....8 vs. Alabama, 3/7/13  
**FGA** .....12 vs. Alabama, 3/7/13  
**FG %** ..... 1.00 (7-7) vs. Charleston Southern, 11/8/13  
**FT** .....5, 2x, last vs. LA Tech, 11/10/13  
**FTA** .....10 vs. LA Tech, 11/10/13  
**FT %** ..... 1.00 (2-2), 2x, last, vs. E. Mich., 3/17/12  
**Rebounds** .....11 vs. Elon, 11/9/12  
**Off Rebounds** .....6 vs. Elon, 11/9/12  
**Def Rebounds** .....7 vs. South Dakota State, 3/23/13  
**Blocks** .....5, 3x, last vs. Charleston Southern, 11/8/13  
**Steals** .....2, 3x, last vs. Charleston Southern, 11/8/13  
**Assists** .....3 vs. South Dakota State, 3/23/13  
**Minutes** .....29 vs. South Dakota State, 3/23/13

### Tiffany Mitchell

**Points** .....21 vs. South Carolina State, 12/21/12  
**FG** .....8 vs. Furman, 12/9/12  
**FGA** .....17 vs. Tennessee, 1/3/13  
**FG %** ..... .833 (5-6) vs. Western Carolina, 12/29/12  
**3FG** .....2, 5x, last vs. Texas A&M, 2/10/13  
**3FGA** .....4, 2x, last vs. Charleston Southern, 11/8/13  
**3FG %** ..... 1.000 (2-2), 3x, last vs. WCU, 12/29/12  
**FT** .....9 vs. South Carolina State, 12/21/12  
**FTA** .....13 vs. South Carolina State, 12/21/12  
**FT %** ..... 1.000 (4-4) at Missouri, 2/28/13  
**Rebounds** .....11, 4x, last at Florida, 1/20/13  
**Off Rebounds** .....6 at Florida, 1/20/13  
**Def Rebounds** .....8, 2x, last at Seton Hall, 12/2/12  
**Steals** .....5, 2x, last vs. Charleston Southern, 11/8/13  
**Assists** .....4 vs. Savannah State, 11/15/12  
**Minutes** .....36, 2x, last at Arkansas, 1/13/13

### Wilka Montout

**Points** .....12 vs. Louisiana Tech, 11/12/12  
**FG** .....4, 3x, last vs. Furman, 12/9/12  
**FGA** .....13 vs. Savannah State, 11/15/12  
**FG %** ..... .667 (2-3) at Missouri, 2/28/13  
**3FG** .....1, 6x, last vs. Charleston Southern, 11/8/13  
**3FGA** .....3, 3x, last at Alabama, 2/7/13  
**3FG %** ..... .500 (1-2) at Louisiana Tech, 11/12/12  
**FT** .....3 at Louisiana Tech, 11/12/12  
**FTA** .....5 vs. Charleston Southern, 11/8/13  
**FT %** ..... 1.00 (2-2), 4x, last at Mississippi St., 1/6/13  
**Rebounds** .....6 vs. Savannah State, 11/15/12  
**Off Rebounds** .....5 vs. Savannah State, 11/15/12  
**Def Rebounds** .....3, 2x, last vs. Chas. Southern, 11/8/13  
**Blocks** .....2, 2x, last vs. Charleston Southern, 11/8/13  
**Steals** .....1, 4x, last vs. Charleston Southern, 11/8/13  
**Assists** .....2, 2x, last vs. Vanderbilt, 1/10/13  
**Minutes** .....24 vs. Savannah State, 11/15/12

### LeAnna Morrison

**FGA** .....1 vs. LA Tech, 11/10/13  
**3FGA** .....1 vs. LA Tech, 11/10/13  
**Rebounds** .....1 vs. Charleston Southern, 11/8/13  
**Def Rebs** .....1 vs. Charleston Southern, 11/8/13  
**Assists** .....1 vs. Charleston Southern, 11/8/13  
**Minutes** .....7 vs. Charleston Southern, 11/8/13

### Tina Roy

**Points** .....15 vs. Presbyterian, 11/27/11  
**FG** .....5, 2x, last, vs. SC State, 12/14/11  
**FGA** .....12 vs. Georgia, 3/2/12  
**FG %** ..... .667 (2-3) at Florida, 1/8/12  
**3FG** .....5 vs. Presbyterian, 11/27/11  
**3FGA** .....9 vs. Presbyterian, 11/27/11  
**3FG %** ..... .600 (3-5) vs. Florida, 2/12/12  
**FT** .....3 vs. College of Charleston, 11/23/11  
**FTA** .....4, 2x, last, vs. Coll. of Charleston, 11/23/11  
**FT %** ..... 1.000 (2-2) vs. Alabama, 11/12/12  
**Rebounds** .....5 at LSU, 1/12/12  
**Off Rebounds** .....3 at LSU, 1/12/12  
**Def Rebounds** .....4 vs. Presbyterian, 11/27/11  
**Assists** .....7 vs. Charleston Southern, 11/8/13  
**Steals** .....2 vs. Presbyterian, 11/27/11  
**Minutes** .....22, 4x, last, vs. Chas. Southern, 11/8/13

### Khadijah Sessions

**Points** .....19 vs. Auburn, 2/3/13  
**FG** .....6 at Missouri, 2/28/13  
**FGA** .....15 at Missouri, 2/28/13  
**FG %** ..... .800 (4-5) vs. Alabama, 3/7/13  
**3FG** .....3 at Florida, 1/20/13  
**3FGA** .....6, 2x, last at Missouri, 2/28/13  
**3FG %** ..... .500 (3-6) at Florida, 1/20/13  
**FT** .....8 vs. Auburn, 2/3/13  
**FTA** .....10 at Florida, 1/20/13  
**FT %** ..... 1.000 (4-4), 2x, last vs. Miss. St., 2/24/13  
**Rebounds** .....5 at Florida, 1/20/13  
**Off Rebounds** .....3 at Missouri, 2/28/13  
**Def Rebounds** .....3 at Florida, 1/20/13  
**Assists** .....5 vs. LA Tech, 11/10/13  
**Steals** .....4 vs. Mississippi State, 2/24/13  
**Minutes** .....35 at Missouri, 2/28/13

### Aleighsa Welch

**Points** .....20 vs. Mississippi State, 2/24/13  
**FG** .....8 at Georgia, 1/13/13  
**FGA** .....14 vs. Kansas, 3/25/13  
**FG %** ..... 1.000 (4-4), 2x, last at Ole Miss, 2/17/13  
**FT** .....10 at Xavier, 11/30/11  
**FTA** .....15 at Xavier, 11/30/11  
**FT %** ..... 1.000 (4-4) at Seton hall, 12/2/12  
**Rebounds** .....15 vs. Drexel, 11/28/12  
**Off Rebounds** .....8, 5x, last vs. Kansas, 3/25/13  
**Def Rebounds** .....8, 2x, last vs. Florida, 3/3/13  
**Steals** .....3, 3x, last vs. Florida, 3/3/13  
**Assists** .....4 at Kentucky, 2/14/13  
**Blocks** .....4 at NC State, 12/4/11  
**Minutes** .....42 vs. Drexel, 11/28/12

## South Carolina's Record When...

	SEC Only	All
Record.....	0-0	2-0
Playing a ranked opponent.....	0-0	0-0
Playing at home .....	0-0	2-0
Playing on the road .....	0-0	0-0
Playing at neutral site .....	0-0	0-0
Leading at half .....	0-0	2-0
Trailing at half .....	0-0	0-0
Tied at half .....	0-0	0-0
Playing an overtime game .....	0-0	0-0
0 players score in double-figures .....	0-0	0-0
1 player scores in double-figures .....	0-0	0-0
2 players score in double-figures .....	0-0	0-0
3 players score in double-figures .....	0-0	0-0
4 players score in double-figures .....	0-0	1-0
5 players score in double-figures .....	0-0	1-0
Starters out-score opponent's starters .....	0-0	2-0
Opponent's starters score equal/more .....	0-0	0-0
Bench out-scores opponent's bench .....	0-0	2-0
Opponent's bench scores equal/more.....	0-0	0-0
Shooting 50% or better .....	0-0	1-0
Shooting between 40-49% .....	0-0	1-0
Shooting between 30-39% .....	0-0	0-0
Shooting less than 30% .....	0-0	0-0
Opponent shoots 50% or better.....	0-0	0-0
Opponent shoots between 40-49% .....	0-0	0-0
Opponent shoots between 30-39% .....	0-0	1-0
Opponent shoots less than 30% .....	0-0	1-0
Shooting better than opponent.....	0-0	2-0
Shooting worse than/equal to opponent .....	0-0	0-0
Having more FTs made than opponent .....	0-0	2-0
Having equal/less FTs made than opponent .....	0-0	0-0
Out-rebounding opponent.....	0-0	2-0
Having equal/less rebounds than opponent .....	0-0	0-0
Having more TOs than opponent .....	0-0	0-0
Having equal or less TOs than opponent.....	0-0	2-0
Attempting more FT than 3FG.....	0-0	2-0
Attempting equal/less FT than 3FG .....	0-0	0-0
Making 5 or more 3FGs.....	0-0	0-0
Making less than 5 3FGs.....	0-0	2-0
Making no 3 FGs.....	0-0	0-0
Attempting 15 or more 3FGs.....	0-0	1-0
Attempting less than 15 3FGs .....	0-0	1-0

	Postseason	SEC Only	All
No South Carolina players foul out .....	0-0	0-0	1-0
One or more SC players foul out.....	0-0	0-0	1-0
Having 10 or more assists.....	0-0	0-0	2-0
Having less than 10 assists.....	0-0	0-0	0-0
Scoring more pts. in paint than opponent .....	0-0	0-0	2-0
Scoring equal/less pts. in paint than opp. ....	0-0	0-0	0-0
Scoring more pts. off TOs than opponent .....	0-0	0-0	2-0
Scoring equal/less pts. off TOs than opp. ....	0-0	0-0	0-0
Scoring more 2nd-chance pts. ....	0-0	0-0	2-0
Scoring equal/less 2nd-chance pts.....	0-0	0-0	0-0
Scoring more fast break pts.....	0-0	0-0	2-0
Scoring equal/less fast break pts.....	0-0	0-0	0-0
Wearing white uniforms .....	0-0	0-0	2-0
Wearing black uniforms .....	0-0	0-0	0-0
Wearing garnet uniforms.....	0-0	0-0	0-0
Playing in tournaments/classics .....	0-0	0-0	0-0
Playing on live television .....	0-0	0-0	0-0
Playing in November.....	0-0	0-0	2-0
Playing in December .....	0-0	0-0	0-0
Playing in January .....	0-0	0-0	0-0
Playing in February .....	0-0	0-0	0-0
Playing in March.....	0-0	0-0	0-0
Playing during the day.....	0-0	0-0	1-0
Playing at night .....	0-0	0-0	1-0
Playing on Sunday.....	0-0	0-0	1-0
Playing on Monday.....	0-0	0-0	0-0
Playing on Tuesday.....	0-0	0-0	0-0
Playing on Wednesday.....	0-0	0-0	0-0
Playing on Thursday.....	0-0	0-0	0-0
Playing on Friday .....	0-0	0-0	1-0
Playing on Saturday.....	0-0	0-0	0-0
Margin is 5 pts. or less.....	0-0	0-0	0-0
Margin is between 6-10.....	0-0	0-0	0-0
Margin is between 11-20.....	0-0	0-0	0-0
Margin is more than 20.....	0-0	0-0	2-0
Having a 20-pt. scorer.....	0-0	0-0	1-0
Having a 30-pt. scorer.....	0-0	0-0	0-0
Scoring 49 points or less.....	0-0	0-0	0-0
Scoring 50-59 points .....	0-0	0-0	0-0
Scoring 60-69 points .....	0-0	0-0	1-0
Scoring 70-79 points .....	0-0	0-0	0-0
Scoring 80-89 points .....	0-0	0-0	0-0
Scoring 90-99 points .....	0-0	0-0	1-0

## 2013-14 Team High / Low

South Carolina	Game Highs		Game Lows	
POINTS	99	Charleston Southern, 11/8/13	68	Louisiana Tech, 11/10/13
FIELD GOALS MADE	39	Charleston Southern, 11/8/13	28	Louisiana Tech, 11/10/13
FIELD GOAL ATTEMPTS	64	Charleston Southern, 11/8/13	62	Louisiana Tech, 11/10/13
FIELD GOAL PERCENTAGE	.609 (39-64)	Charleston Southern, 11/8/13	.452 (28-62)	Louisiana Tech, 11/10/13
3 PT FIELD GOALS MADE	4	Louisiana Tech, 11/10/13	3	Charleston Southern, 11/8/13
3 PT FG ATTEMPTS	18	Louisiana Tech, 11/10/13	6	Charleston Southern, 11/8/13
3 PT FG PERCENTAGE	.500 (3-6)	Charleston Southern, 11/8/13	.222 (4-18)	Louisiana Tech, 11/10/13
FREE THROWS MADE	18	Charleston Southern, 11/8/13	8	Louisiana Tech, 11/10/13
FREE THROW ATTEMPTS	28	Charleston Southern, 11/8/13	22	Louisiana Tech, 11/10/13
FREE THROW PERCENTAGE	.643 (18-28)	Charleston Southern, 11/8/13	.364 (8-22)	Louisiana Tech, 11/10/13
REBOUNDS	47	Louisiana Tech, 11/10/13	46	Charleston Southern, 11/8/13
ASSISTS	25	Charleston Southern, 11/8/13	18	Louisiana Tech, 11/10/13
STEALS	17	Charleston Southern, 11/8/13	6	Louisiana Tech, 11/10/13
BLOCKED SHOTS	12	Charleston Southern, 11/8/13	4	Louisiana Tech, 11/10/13
TURNOVERS	13	Louisiana Tech, 11/10/13	10	Charleston Southern, 11/8/13
FOULS	15	Louisiana Tech, 11/10/13	9	Charleston Southern, 11/8/13

Opponent	Game Highs		Game Lows	
POINTS	45	Louisiana Tech, 11/10/13	29	Charleston Southern, 11/8/13
FIELD GOALS MADE	18	Louisiana Tech, 11/10/13	10	Charleston Southern, 11/8/13
FIELD GOAL ATTEMPTS	54	Charleston Southern, 11/8/13	50	Louisiana Tech, 11/10/13
FIELD GOAL PERCENTAGE	.360 (18-50)	Louisiana Tech, 11/10/13	.185 (10-54)	Charleston Southern, 11/8/13
3 PT FIELD GOALS MADE	4	Louisiana Tech, 11/10/13	4	Louisiana Tech, 11/10/13
3 PT FG ATTEMPTS	23	Charleston Southern, 11/8/13	7	Charleston Southern, 11/8/13
3 PT FG PERCENTAGE	.571 (4-7)	Louisiana Tech, 11/10/13	.174 (4-23)	Charleston Southern, 11/8/13
FREE THROWS MADE	5	Louisiana Tech, 11/10/13	5	Louisiana Tech, 11/10/13
FREE THROW ATTEMPTS	14	Louisiana Tech, 11/10/13	6	Charleston Southern, 11/8/13
FREE THROW PERCENTAGE	.833 (5-6)	Charleston Southern, 11/8/13	.357 (5-14)	Louisiana Tech, 11/10/13
REBOUNDS	29	Louisiana Tech, 11/10/13	25	Charleston Southern, 11/8/13
ASSISTS	6	Louisiana Tech, 11/10/13	10	Charleston Southern, 11/8/13
STEALS	7	Louisiana Tech, 11/10/13	5	Charleston Southern, 11/8/13
BLOCKED SHOTS	5	Charleston Southern, 11/8/13	2	Louisiana Tech, 11/10/13
TURNOVERS	25	Charleston Southern, 11/8/13	17	Louisiana Tech, 11/10/13
FOULS	22	Louisiana Tech, 11/10/13	19	Charleston Southern, 11/8/13



# The Last Time ...

## Individual

### Scored 50 Points

**South Carolina** 51, Jocelyn Penn vs. Stetson, 1/4/03  
**Opponent** Never

### Scored 40 Points

**South Carolina** 51, Jocelyn Penn vs. Stetson, 1/4/03  
**Opponent** 46, Cornelia Gayden, LSU, 1/14/95

### Scored 30 Points

**South Carolina** 30, Ieasia Walker vs. Clemson, 11/18/10  
**Opponent** 32, LaQueta Ferguson, Florida International, 11/25/07

### Grabbed 20 Rebounds

**South Carolina** 25, Kelsey Bone vs. Boston University, 12/28/09  
**Opponent** 24, Courtney Paris, Oklahoma, 12/30/07

### Grabbed 15 Rebounds

**South Carolina** 15, Aleighsa Welch vs. Drexel, 11/28/12  
**Opponent** 15, Kelsey Bone, Texas A&M, 2/10/13

### Two Players with 20 or More Points

**South Carolina** La'Keisha Sutton 21/Markeshia Grant 20 vs. North Carolina, 12/18/11  
**Opponent** Monica Engelmann 27/Angel Goodrich 20, Kansas, 3/25/13

### Two Players with 10 or More Rebounds

**South Carolina** Alaina Coates 10/Aleighsa Welch 10 vs. Louisiana Tech, 11/10/13  
**Opponent** Quistelle Williams 10/Berna Calli 10, Arkansas, 1/27/13

### Had 10 Assists

**South Carolina** 10, Samone Kennedy at Florida, 2/24/08  
**Opponent** 11, Marneshia Richard, Mississippi State, 1/21/07

### Had Five Steals

**South Carolina** 5, Tiffany Mitchell vs. Charleston Southern, 11/8/13  
**Opponent** 5, Sam Ramirez, Appalachian State, 3/16/11

### Had Five Blocked Shots

**South Carolina** 5, Elem Ibiam vs. Charleston Southern, 11/8/13  
**Opponent** 7, Isabelle Harrison, Tennessee, 1/3/13

### Had a Double-Double

**South Carolina** Alaina Coates (12 pts/10 rebs)/Aleighsa Welch (14 pts/10 rebs) vs. Louisiana Tech, 11/10/13  
**Opponent** Bri Kulas (26 pts/12 rebs), Missouri, 2/28/13

### Two Players had a Double-Double

**South Carolina** Alaina Coates (12 pts/10 rebs)/Aleighsa Welch (14 pts/10 rebs) vs. Louisiana Tech, 11/10/13  
**Opponent** Chiney Ogwumike (11 pts/10 rebs)/Nnemkadi Ogwumike (39 pts/10 rebs), Stanford, 3/24/12

### Had a Triple-Double

**South Carolina** Iva Sliskovic (18 pts, 15 rebs, 10 assts) vs. High Point, 12/20/06  
**Opponent** Never

## Team

### Scored 100 Points

**South Carolina** 102 vs. North Carolina A&T, 3/21/08  
**Opponent** 103, Clemson, 11/21/03

### Won by 30 or More Points

**South Carolina** 99-29 (70) vs. Charleston Southern, 11/8/13  
**Opponent** 66-34 (32), Georgia, 3/4/11

### Shot 65% or Better from the Field

**South Carolina** .652 (45-69) vs. East Tennessee State, 12/19/00  
**Opponent** Never

### Shot 60% or Better from the Field

**South Carolina** .609 (39-64) vs. Charleston Southern, 11/8/13  
**Opponent** .604 (29-48), Vanderbilt, 1/18/01

### Shot 50% or Better from the Field

**South Carolina** .609 (39-64) vs. Charleston Southern, 11/8/13  
**Opponent** .535 (23-43), Missouri, 2/28/13

### No Players in Double-Figure Points

**South Carolina** at Auburn, 1/19/12  
**Opponent** Charleston Southern, 11/8/13

### Five Players in Double-Figure Points

**South Carolina** vs. Charleston Southern, 11/8/13  
**Opponent** Arkansas, 2/14/10

### Faced AP Top-25 Opponent

**Win** 55-50 vs. No. 5 Kentucky, 1/24/13  
**Loss** 52-61 vs. No. 19 Texas A&M, 3/8/13

### Faced AP Top-10 Opponent

**Win** 55-50 vs. No. 5 Kentucky, 1/24/13  
**Loss** 78-74 at No. 7 Kentucky, 2/14/13

### Faced AP Top-5 Opponent

**Win** 55-50 vs. No. 5 Kentucky, 1/24/13  
**Loss** 49-53 vs. No. 1 Stanford, 12/19/12

### Faced AP No. 1 Team

**Win** Never  
**Loss** 49-53 vs. No. 1 Stanford, 12/19/12

### Overtime Game

**Win** 58-55 vs. Drexel, 11/28/12  
**Loss** 60-74 vs. Vanderbilt, 2/27/11

### Double-Overtime Game

**Win** 92-91 at Florida State, 2/4/91  
**Loss** 92-94 at Clemson, 11/19/09

### South Carolina Was Ranked (AP Poll)

**AP No. 1** Never  
**AP Top 10** No. 10, 2/18/02  
**AP Top 25** No. 21, 11/11/13



Official Basketball Box Score -- Game Totals -- Final Statistics  
**Charleston Southern vs #22/21 South Carolina**  
 11/08/13 7 p.m. at Columbia, S.C./Colonial Life Arena



**Charleston Southern 29 • 0-1**

#	Player	Total		3-Ptr		Rebounds			PF	TP	A	TO	Blk	Stl	Min
		FG-FGA	FG-FGA	FT-FTA	Off	Def	Tot								
10	LEBEDEVA, Natasha	f	0-7	0-1	0-0	1	0	1	2	0	0	2	0	1	18
25	MAXIMILIEN, Monique	c	0-4	0-0	0-0	0	3	3	2	0	0	2	4	0	22
03	BRATCHER, Erin	g	2-5	2-5	2-3	3	0	3	2	8	1	3	0	0	27
22	FOWLER, DJ	g	1-6	0-2	0-0	1	1	2	4	2	1	2	0	1	25
23	MANN, Alyssa	g	3-11	0-4	3-3	0	2	2	0	9	1	2	0	1	23
00	KARLSONE, Alise	g	0-3	0-1	0-0	1	2	3	3	0	0	3	1	0	12
05	LONG, Nayla	g	0-1	0-0	0-0	0	0	0	1	0	0	1	0	0	11
12	BROWN, Marley	g	2-2	0-0	0-0	0	1	1	1	4	1	2	0	0	12
14	JARVIS, Tatum	g	1-5	1-5	0-0	0	0	0	0	3	1	2	0	1	13
21	KIRKPATRICK, Kirklin	g	0-2	0-2	0-0	0	0	0	0	0	0	1	0	0	10
24	LAKES, Brianna	g	0-1	0-0	0-0	1	0	1	3	0	0	5	0	0	15
30	BARNETT, Christal	g	1-7	1-3	0-0	1	1	2	1	3	1	0	0	1	12
	Team					3	4	7							
	Totals		10-54	4-23	5-6	11	14	25	19	29	6	25	5	5	200

FG % 1st Half: 4-29 13.8% 2nd half: 6-25 24.0% Game: 10-54 18.5% Deadball Rebounds: 2,1  
 3FG % 1st Half: 2-10 20.0% 2nd half: 2-13 15.4% Game: 4-23 17.4%  
 FT % 1st Half: 3-3 100.0% 2nd half: 2-3 66.7% Game: 5-6 83.3%

**#22/21 South Carolina 99 • 1-0**

#	Player	Total		3-Ptr		Rebounds			PF	TP	A	TO	Blk	Stl	Min
		FG-FGA	FG-FGA	FT-FTA	Off	Def	Tot								
24	WELCH, Aleighsa	f	5-8	0-0	5-6	3	5	8	1	15	0	2	0	1	19
31	DOZIER, Asia	f	1-3	0-0	2-2	2	1	3	1	4	5	1	1	2	17
33	IBIAM, Elem	c	7-7	0-0	3-5	1	5	6	0	17	0	1	5	2	20
05	SESSIONS, Khadijah	g	3-6	1-1	3-5	0	2	2	0	10	3	0	0	2	17
25	MITCHELL, Tiffany	g	6-10	0-0	0-0	1	0	1	0	12	1	0	0	5	21
00	FARMER, India	g	0-0	0-0	0-0	0	0	0	0	0	0	0	0	0	6
02	GAINES, Olivia	g	2-3	0-0	0-0	2	2	4	0	4	5	1	1	3	17
12	MONTOUT, Wilka	g	2-4	1-1	2-5	1	3	4	3	7	1	1	2	1	21
15	DAVIS, Tiffany	g	2-3	0-0	1-3	1	1	2	1	5	1	2	1	0	16
21	MORRISON, LeAnna	g	0-0	0-0	0-0	0	1	1	1	0	1	1	0	0	7
23	ROY, Tina	g	2-6	1-4	0-0	0	3	3	0	5	7	0	0	0	22
41	COATES, Alaina	g	9-14	0-0	2-2	4	3	7	2	20	1	1	2	1	17
	Team					1	4	5							
	Totals		39-64	3-6	18-28	16	30	46	9	99	25	10	12	17	200

FG % 1st Half: 20-36 55.6% 2nd half: 19-28 67.9% Game: 39-64 60.9% Deadball Rebounds: 4,2  
 3FG % 1st Half: 1-2 50.0% 2nd half: 2-4 50.0% Game: 3-6 50.0%  
 FT % 1st Half: 11-14 78.6% 2nd half: 7-14 50.0% Game: 18-28 64.3%

Officials: Beverly Roberts, Bryan Enterline, Bruce Morris  
 Technical fouls: Charleston Southern-None. #22/21 South Carolina-None.  
 Attendance: 5120

Score by periods	1st	2nd	Total
Charleston Southern	13	16	29
#22/21 South Carolina	52	47	99

Last FG - CSU 2nd-01:16, SC 2nd-00:49.  
 Largest lead - CSU None, SC by 70 2nd-02:07.

Points	In Paint	Off T/O	2nd Chance	Fast Break	Bench
CSU	6	5	6	4	10
SC	70	40	23	32	41

Score tied - 0 times.  
 Lead changed - 0 times.



Official Basketball Box Score -- Game Totals -- Final Statistics  
**Louisiana Tech vs #22/21 South Carolina**  
 11/10/13 2 p.m. at Columbia, S.C./Colonial Life Arena



**Louisiana Tech 45 • 0-1**

#	Player	Total		3-Ptr		Rebounds			PF	TP	A	TO	Blk	Stl	Min
		FG-FGA	FG-FGA	FT-FTA	Off	Def	Tot								
02	FRAZIER, Whitney	f	3-9	1-1	0-0	0	3	3	5	7	2	0	0	4	30
24	CHENEVERT, Tyjae'	f	2-6	0-0	0-2	0	3	3	4	4	1	4	2	0	24
33	LANGSTON, Savanna	f	1-3	0-1	0-0	2	2	4	4	2	0	0	0	1	28
15	JEFFERSON, Brittney	g	4-9	1-1	2-6	0	4	4	1	11	4	3	0	0	37
21	ANDREWS, Kanedria	g	2-6	1-2	0-0	1	4	5	1	5	0	3	0	0	35
00	JACKSON, JaQuan	g	5-16	1-2	2-2	2	2	4	3	13	3	5	0	2	34
04	VUCINIC, Jelena	g	0-0	0-0	0-0	0	0	0	1	0	0	0	0	0	4
32	MOTEN, Kevione	g	1-1	0-0	1-4	2	1	3	3	3	0	1	0	0	8
	Team					2	1	3							
	Totals		18-50	4-7	5-14	9	20	29	22	45	10	17	2	7	200

FG % 1st Half: 8-24 33.3% 2nd half: 10-26 38.5% Game: 18-50 36.0% Deadball Rebounds: 6,1  
 3FG % 1st Half: 1-2 50.0% 2nd half: 3-5 60.0% Game: 4-7 57.1%  
 FT % 1st Half: 0-2 0.0% 2nd half: 5-12 41.7% Game: 5-14 35.7%

**#22/21 South Carolina 68 • 2-0**

#	Player	Total		3-Ptr		Rebounds			PF	TP	A	TO	Blk	Stl	Min
		FG-FGA	FG-FGA	FT-FTA	Off	Def	Tot								
31	DOZIER, Asia	f	3-5	1-1	0-0	0	1	1	1	7	0	3	0	0	21
33	IBIAM, Elem	f	3-6	0-0	5-10	2	6	8	5	11	1	3	3	1	24
41	COATES, Alaina	c	6-10	0-0	0-3	5	5	10	3	12	0	0	0	0	19
05	SESSIONS, Khadijah	g	3-8	1-4	0-0	1	0	1	1	7	5	2	0	2	27
25	MITCHELL, Tiffany	g	4-9	1-4	1-3	0	4	4	1	10	3	2	0	1	27
00	FARMER, India	g	0-0	0-0	0-0	0	0	0	0	0	0	0	0	0	1
02	GAINES, Olivia	g	1-2	0-0	0-1	3	1	4	1	2	3	1	1	0	9
12	MONTOUT, Wilka	g	0-0	0-0	0-0	3	0	3	0	0	0	0	0	0	11
15	DAVIS, Tiffany	g	1-4	1-4	0-0	1	1	2	0	3	1	2	0	1	10
21	MORRISON, LeAnna	g	0-1	0-1	0-0	0	0	0	0	0	0	0	0	0	1
23	ROY, Tina	g	1-9	0-4	0-0	0	1	1	1	2	2	0	0	1	19
24	WELCH, Aleighsa	g	6-8	0-0	2-5	6	4	10	2	14	3	0	0	0	31
	Team					1	2	3							
	Totals		28-62	4-18	8-22	22	25	47	15	68	18	13	4	6	200

FG % 1st Half: 12-32 37.5% 2nd half: 16-30 53.3% Game: 28-62 45.2% Deadball Rebounds: 5,1  
 3FG % 1st Half: 2-11 18.2% 2nd half: 2-7 28.6% Game: 4-18 22.2%  
 FT % 1st Half: 5-10 50.0% 2nd half: 3-12 25.0% Game: 8-22 36.4%

Officials: Mark Zentz, Felicia Grinter, Rob Fessler  
 Technical fouls: Louisiana Tech-None. #22/21 South Carolina-None.  
 Attendance: 5078

Score by periods	1st	2nd	Total
Louisiana Tech	17	28	45
#22/21 South Carolina	31	37	68

Last FG - LATECH 2nd-00:10, SC 2nd-01:07.  
 Largest lead - LATECH None, SC by 27 2nd-12:16.

Points	In Paint	Off T/O	2nd Chance	Fast Break	Bench
LATECH	18	12	8	8	16
SC	38	13	19	20	21

Score tied - 0 times.  
 Lead changed - 0 times.



**2013-14 South Carolina Basketball**  
South Carolina Game-by-Game Highs (as of Nov 10, 2013)  
**All games**



<b>Opponent</b>	<b>Date</b>	<b>Score</b>	<b>Points</b>	<b>Rebounds</b>	<b>Assists</b>	<b>Steals</b>	<b>Blocked shots</b>
CHARLESTON SOUTHERN	11/08/13	99-29	20-COATES, Alaina	8-WELCH, Aleighsa	7-ROY, Tina	5-MITCHELL, Tiffany	5-IBIAM, Elem
LOUISIANA TECH	11/10/13	68-45	14-WELCH, Aleighsa	10-WELCH, Aleighsa COATES, Alaina	5-SESSIONS, Khadij	2-SESSIONS, Khadij	3-IBIAM, Elem



**2013-14 South Carolina Basketball**  
**South Carolina Points-Rebounds-Assists (as of Nov 10, 2013)**  
**All games**



Opponent	Date	Score	00	02	05	12	15	21	23	24	25	31	33	41
			FARMER, JIND	GAINES, OLI	SESSIONS, K	MONTOUT, W	DAVIS, TIFF	MORRISON, L	ROY, TINA	WELCH, ALEI	MITCHELL, T	DOZIER, RASI	IBIAMELEM	COATES, ALA
CSU	11/08/13	99-29 W	0-0-0	4-4-5	10-2-3	7-4-1	5-2-1	0-1-1	5-3-7	15-8-0	12-1-1	4-3-5	17-6-0	20-7-1
LATECH	11/10/13	68-45 W	0-0-0	2-4-3	7-1-5	0-3-0	3-2-1	0-0-0	2-1-2	14-10-3	10-4-3	7-1-0	11-8-1	12-10-0





**2013-14 South Carolina Basketball**  
**South Carolina Team Game-by-Game Comparison (as of Nov 10, 2013)**  
**All games**



Opponent	1st	2nd	Score	Mar	Total FG	FG Pct	3-Pointers	3FG Pct	Free Throws	FT Pct	Rebounds	Assist	T/Over	Block	Steal	Fouls	
CHARLESTON SOUTHERN	52/13	47/16	99-29	+70	39-64/10-54	.609/.185	3-6/4-23	.500/.174	18-28/5-6	.643/.833	46/25	+21	25/6	10/25	12/5	17/5	9/19
LOUISIANA TECH	31/17	37/28	68-45	+23	28-62/18-50	.452/.360	4-18/4-7	.222/.571	8-22/5-14	.364/.357	47/29	+18	18/10	13/17	4/2	6/7	15/22

Note: Game totals are displayed in the format TEAM/OPPONENT for each category





**2013-14 South Carolina Basketball**  
**South Carolina Combined Team Statistics (as of Nov 10, 2013)**  
**All games**



<b>RECORD:</b>	<b>OVERALL</b>	<b>HOME</b>	<b>AWAY</b>	<b>NEUTRAL</b>
ALL GAMES	2-0	2-0	0-0	0-0
CONFERENCE	0-0	0-0	0-0	0-0
NON-CONFERENCE	2-0	2-0	0-0	0-0

##	Player	gp-gs	min	avg	Total		3-Point		F-Throw		Rebounds				pf	dq	a	to	blk	stl	pts	avg		
					fg-fga	fg%	3fg-fga	3fg%	ft-fga	ft%	off	def	tot	avg										
41	COATES, Alaina	2-1	36	18.0	15-24	.625	0-0	.000	2-5	.400	9	8	17	8.5	5	0	1	1	2	1	32	16.0		
24	WELCH, Aleighsa	2-1	50	25.0	11-16	.688	0-0	.000	7-11	.636	9	9	18	9.0	3	0	3	2	0	1	29	14.5		
33	BIAM, Elem	2-2	44	22.0	10-13	.769	0-0	.000	8-15	.533	3	11	14	7.0	5	1	1	4	8	3	28	14.0		
25	MITCHELL, Tiffany	2-2	48	24.0	10-19	.526	1-4	.250	1-3	.333	1	4	5	2.5	1	0	4	2	0	6	22	11.0		
05	SESSIONS, Khadijah	2-2	44	22.0	6-14	.429	2-5	.400	3-5	.600	1	2	3	1.5	1	0	8	2	0	4	17	8.5		
31	DOZIER, Asia	2-2	38	19.0	4-8	.500	1-1	1.000	2-2	1.000	2	2	4	2.0	2	0	5	4	1	2	11	5.5		
15	DAVIS, Tiffany	2-0	26	13.0	3-7	.429	1-4	.250	1-3	.333	2	2	4	2.0	1	0	2	4	1	1	8	4.0		
12	MONTOUT, Wilka	2-0	32	16.0	2-4	.500	1-1	1.000	2-5	.400	4	3	7	3.5	3	0	1	1	2	1	7	3.5		
23	ROY, Tina	2-0	41	20.5	3-15	.200	1-8	.125	0-0	.000	0	4	4	2.0	1	0	9	0	0	1	7	3.5		
02	GAINES, Olivia	2-0	26	13.0	3-5	.600	0-0	.000	0-1	.000	5	3	8	4.0	1	0	8	2	2	3	6	3.0		
21	MORRISON, LeAnna	2-0	8	4.0	0-1	.000	0-1	.000	0-0	.000	0	1	1	0.5	1	0	1	1	0	0	0	0.0		
00	FARMER, India	2-0	7	3.5	0-0	.000	0-0	.000	0-0	.000	0	0	0	0.0	0	0	0	0	0	0	0	0.0		
Team											2	6	8											
Total.....		2	400		67-126	.532	7-24	.292	26-50	.520	38	55	93	46.5	24	1	43	23	16	23	167	83.5		
Opponents.....		2	400		28-104	.269	8-30	.267	10-20	.500	20	34	54	27.0	41	1	16	42	7	12	74	37.0		

<b>TEAM STATISTICS</b>	<b>SC</b>	<b>OPP</b>	<b>Date</b>	<b>Opponent</b>	<b>Score</b>	<b>Att.</b>
SCORING	167	74	11/08/13	CHARLESTON SOUTHERN	w 99-29	5120
Points per game	83.5	37.0	11/10/13	LOUISIANA TECH	w 68-45	5078
Scoring margin	+46.5	-	* - Conference game			
FIELD GOALS-ATT	67-126	28-104				
Field goal pct	.532	.269				
3 POINT FG-ATT	7-24	8-30				
3-point FG pct	.292	.267				
3-pt FG made per game	3.5	4.0				
FREE THROWS-ATT	26-50	10-20				
Free throw pct	.520	.500				
F-Throws made per game	13.0	5.0				
REBOUNDS	93	54				
Rebounds per game	46.5	27.0				
Rebounding margin	+19.5	-				
ASSISTS	43	16				
Assists per game	21.5	8.0				
TURNOVERS	23	42				
Turnovers per game	11.5	21.0				
Turnover margin	+9.5	-				
Assist/turnover ratio	1.9	0.4				
STEALS	23	12				
Steals per game	11.5	6.0				
BLOCKS	16	7				
Blocks per game	8.0	3.5				
ATTENDANCE	10198	0				
Home games-Avg/Game	2-5099	0-0				
Neutral site-Avg/Game	-	0-0				

<b>Score by Periods</b>	<b>1st</b>	<b>2nd</b>	<b>Totals</b>
South Carolina	83	84	167
Opponents	30	44	74