



SOUTH CAROLINA BASKETBALL

@GamecockMBB | #Gamecocks | GamecocksOnline.com | #HereSC

SOUTH CAROLINA (6-3) vs. COKER (3-5)

Sunday, Dec. 21 • Colonial Life Arena (18,000) • Columbia, S.C. • 3:30 p.m.

2014-15 SCHEDULE

DATE	OPPONENT	TIME/BROADCAST
O. 26	Benedict +	W, 92-47
N. 14	North Florida	W, 81-56
N. 18	Baylor \$	L, 69-65
N. 20	vs. Cornell %	W, 69-45
N. 21	vs. Charlotte %	L, 65-63
N. 23	vs. Akron %	L, 68-63
N. 26	UNC Asheville	W, 89-75
D. 1	at Marshall	W, 77-59
D. 6	Oklahoma State !	W, 75-49
D. 19	Clemson	W, 68-45
D. 21	Coker	3:30 p.m./SECN+
D. 30	North Carolina A&T	7 p.m./SECN+
J. 3	vs. Iowa State &	6 p.m./CBSSN
J. 7	Florida*	7 p.m./SECN
J. 10	at Ole Miss*	5 p.m./FSN
J. 13	Alabama*	7 p.m./SECN
J. 17	at Auburn*	8:30 p.m./ SECN
J. 20	Tennessee*	9 p.m./ESPN2
J. 24	Kentucky*	12 p.m./ESPN/2
J. 28	at LSU*	7 p.m./ SECN
J. 31	Georgia*	4 p.m./ESPN2
F. 3	at Arkansas*	9 p.m./ SECN
F. 7	at Vanderbilt*	4 p.m./FSN
F. 10	Missouri*	7 p.m./ SECN
F. 14	at Kentucky*	2 p.m./ESPN/2
F. 17	at Georgia*	7 p.m./ SECN
F. 21	Texas A&M*	12 p.m./ SECN
F. 24	at Alabama*	7 p.m./ SECN
F. 28	Mississippi State*	6 p.m./ SECN
M. 5	Arkansas*	7 p.m./ESPN/2
M. 7	at Tennessee*	4 p.m./FSN
M. 11-15	SEC Tournament (Nashville, Tenn.)	TBD

All home games in **bold** | All times listed Eastern

* indicates SEC contest | + indicates exhibition | **FSN** - Fox Sports | **SECN+** - SEC Network+ | **SECN** - SEC Network | **CBSSN** - CBS Sports Network | \$ - ESPN College Hoops Marathon (Columbia, S.C.) | % - Charleston Classic (Charleston, S.C.) | ! - SEC/Big 12 Challenge (Columbia, S.C.) | & Brooklyn Hoops Presents (Brooklyn, N.Y.)

GAME INFORMATION

Game Date: Sunday, Dec. 21, 2014

Game Time: 3:30 p.m. ET

Arena: Colonial Life Arena (18,000)

Broadcast: SEC Network+

Talent: Andy Demetra (pxp), Alex English (analyst)

Radio: Gamecock Radio Network

Talent: Derek Scott (pxp), Casey Manning (analyst)

Sirius: 126; **XM:** 190

Live Stats: GamecocksOnline.com

Tickets: GamecocksOnline.com/Tickets

Series: First Meeting

Last Meeting: First Meeting



Head Coach: Frank Martin (FIU, '93)
Record At Carolina: 34-41 (3rd season)
Career Record: 151-95 (8th season)
Record vs. Coker: 0-0

Top scorer: Notice (12.6)
Top rebounder: Kacinas (6.8)
Top assist maker: Stroman (4.0)
Media Relations: Emily Feeney
Twitter: @GamecockMBB

GAMECOCKS



Head Coach: Dan Schmotzer (St. Edward's)
Record At Coker: 356-389 (28th)
Career Record: Same
Record vs. S. Carolina: 0-0

Top scorer: Bethel (18.3)
Top rebounder: James (6.9)
Top assist maker: Marshall (3.9)
Media Relations: Christian Stryker
Twitter: @Coker_Cobras

COBRAS

PROBABLE STARTERS

South Carolina	Ht.	Wt.	Yr.	Hometown	PPG	RPG	MPG
G - #10 Duane Notice	6-2	221	So.	Woodbridge, Ontario	12.6	2.7	28.2
G - #0 Sindarius Thornwell	6-5	206	So.	Lancaster, S.C.	12.2	6.1	28.4
G - #4 Tyrone Johnson	6-3	195	Sr.	Plainfield, N.J.	8.6	2.4	25.7
F - #21 Demetrius Henry	6-9	215	So.	Miami, Fla.	6.2	4.2	19.8
F - #14 Laimonas Chatkevicius	6-11	251	Jr.	Klaipeda, Lithuania	9.8	5.9	20.9

Coker	Ht.	Wt.	Yr.	Hometown	PPG	RPG	MPG
G - #3 Trey Marshall	5-11	180	Jr.	Lithonia, Ga.	8.3	2.1	32.8
G - #4 Aubrey Daniel	6-4	195	Jr.	St. Thomas, Virgin Islands	7.4	3.3	20.4
G - #14 Errick Bethel	5-9	150	Sr.	Irmo, S.C.	18.3	1.4	36.8
F - #40 Donte Samuels	6-5	205	So.	Rocky Mount, N.C.	12.0	4.8	28.8
F - #42 Trey James	6-6	215	Jr.	Darlington, S.C.	4.3	6.9	20.9

TODAY'S GAME

South Carolina hosts Coker College today in the first-ever meeting between the two schools. The Gamecocks ride a current four-game win streak into the matchup, while the Cobras have lost their last three. The game will be broadcast on SEC Network+ with Andy Demetra and Hall of Famer Alex English on the call for the 3:30 p.m. tip time. Sunday's game promotion is the ugly sweater game, Coach Martin and his staff will all wear ugly sweaters on the sideline.








GAME STORYLINES

- South Carolina is in its 107th season of varsity basketball in 2014-15.
- The Gamecocks are led by third-year head coach Frank Martin. His associate head coach is Matt Figger, his assistant coaches are Perry Clark and Lamont Evans, and his director of operations is Andy Assaley.
- In its first game in nearly two weeks, South Carolina extended its win streak to four games, and snapped a two-game losing streak to instate rival Clemson with a 68-45 victory over the Tigers at Colonial Life Arena on Dec. 19. In front of 11,992 boisterous fans, sophomore guard Duane Notice dropped 19 points, including a career-best five 3s, and senior point guard Ty Johnson dished a career high nine assists, to pace the Gamecocks to victory.
- The Gamecocks' win over Clemson was their biggest over the Tigers since the 1971 campaign, and the biggest point spread in the series since 1994.
- South Carolina held Clemson to just 29.8 percent from the field, as the Tigers hit just 17-of-57 attempts. It marked the third-straight game that the Gamecocks have held their opponent under 30% from the field.
- In the Dec. 20 NCAA RPI rankings, the Gamecocks rank 77.
- South Carolina extended its then-season-long win streak to three games on Dec. 6 with a 26-point victory over visiting Oklahoma State, defeating the Cowboys 75-49. Sophomore guard Duane Notice posted 20 points to lead three Gamecocks in double figures (Thornwell and Johnson with 13 apiece), hitting the 20-point plateau in



SOUTH CAROLINA GAMECOCKS

Overall: 6-3; SEC: 0-0; Home: 4-1; Away: 1-0; Neutral: 1-2

0		SINDARIUS THORNWELL - So. - G - 6-5 - 215 - Lancaster, S.C. <table><tr><th>MIN</th><th>PTS</th><th>RBS</th><th>AST</th><th>FG%</th><th>3FG%</th><th>FT%</th></tr><tr><td>28.4</td><td>12.2</td><td>6.1</td><td>1.9</td><td>36.2</td><td>18.6</td><td>68.4</td></tr></table>	MIN	PTS	RBS	AST	FG%	3FG%	FT%	28.4	12.2	6.1	1.9	36.2	18.6	68.4	<ul style="list-style-type: none">Averaged 15.8 points per game at Charleston ClassicPicked a career-high six steals vs. UNC AshevilleCollected third-career double-double with 10 points and team high 10 rebounds in win at Marshall
MIN	PTS	RBS	AST	FG%	3FG%	FT%											
28.4	12.2	6.1	1.9	36.2	18.6	68.4											
1		MARCUS STROMAN - Fr. - G - 6-2 - 183 - Columbia, S.C. <table><tr><th>MIN</th><th>PTS</th><th>RBS</th><th>AST</th><th>FG%</th><th>3FG%</th><th>FT%</th></tr><tr><td>24.3</td><td>6.0</td><td>4.1</td><td>4.0</td><td>41.9</td><td>14.3</td><td>60.7</td></tr></table>	MIN	PTS	RBS	AST	FG%	3FG%	FT%	24.3	6.0	4.1	4.0	41.9	14.3	60.7	<ul style="list-style-type: none">Leads team with 4.0 assists per game this seasonMatched season high with six assists vs. UNC AshevillePosted a team high five assists, while collecting a team best eight rebounds in win vs. Oklahoma State
MIN	PTS	RBS	AST	FG%	3FG%	FT%											
24.3	6.0	4.1	4.0	41.9	14.3	60.7											
4		TYRONE JOHNSON - Sr. - G - 6-3 - 195 - Plainfield, N.J. <table><tr><th>MIN</th><th>PTS</th><th>RBS</th><th>AST</th><th>FG%</th><th>3FG%</th><th>FT%</th></tr><tr><td>25.7</td><td>8.6</td><td>2.4</td><td>3.8</td><td>40.3</td><td>22.7</td><td>75.0</td></tr></table>	MIN	PTS	RBS	AST	FG%	3FG%	FT%	25.7	8.6	2.4	3.8	40.3	22.7	75.0	<ul style="list-style-type: none">Set career high with 21 points vs. Baylor, hitting 9-of-16 attempts from the field in 37 minutes played13 points on efficient 5-of-9 shooting in win vs. Ok. StateDished a career high nine assists in win vs. Clemson
MIN	PTS	RBS	AST	FG%	3FG%	FT%											
25.7	8.6	2.4	3.8	40.3	22.7	75.0											
5		TEMARCUS BLANTON - Fr. - G - 6-5 - 209 - Locust Grove, Ga. <table><tr><th>MIN</th><th>PTS</th><th>RBS</th><th>AST</th><th>FG%</th><th>3FG%</th><th>FT%</th></tr><tr><td>-</td><td>-</td><td>-</td><td>-</td><td>-</td><td>-</td><td>-</td></tr></table>	MIN	PTS	RBS	AST	FG%	3FG%	FT%	-	-	-	-	-	-	-	<ul style="list-style-type: none">Out for the season after suffering a hip injury which required surgeryAveraged 20.2 points and 8.0 rebounds per game as a senior when he helped lead his team to its first region tournament championship victory and state tournament victory
MIN	PTS	RBS	AST	FG%	3FG%	FT%											
-	-	-	-	-	-	-											
10		DUANE NOTICE - So. - G - 6-2 - 212 - Woodbridge, Ontario <table><tr><th>MIN</th><th>PTS</th><th>RBS</th><th>AST</th><th>FG%</th><th>3FG%</th><th>FT%</th></tr><tr><td>28.2</td><td>12.6</td><td>2.7</td><td>2.9</td><td>47.6</td><td>41.7</td><td>83.3</td></tr></table>	MIN	PTS	RBS	AST	FG%	3FG%	FT%	28.2	12.6	2.7	2.9	47.6	41.7	83.3	<ul style="list-style-type: none">Back-to-back 20 point games for first time in career with 20 points, also two assists, four rebounds and three 3s in win vs. Ok. StateDec. 8 co-SEC Player of the WeekLed team in scoring for 3rd straight game with 19 vs. Clemson/5 3s
MIN	PTS	RBS	AST	FG%	3FG%	FT%											
28.2	12.6	2.7	2.9	47.6	41.7	83.3											
12		AUSTIN CONSTABLE - Jr. - G - 5-11 - 178 - West Chester, Pa. <table><tr><th>MIN</th><th>PTS</th><th>RBS</th><th>AST</th><th>FG%</th><th>3FG%</th><th>FT%</th></tr><tr><td>-</td><td>-</td><td>-</td><td>-</td><td>-</td><td>-</td><td>-</td></tr></table>	MIN	PTS	RBS	AST	FG%	3FG%	FT%	-	-	-	-	-	-	-	<ul style="list-style-type: none">Out for the season after suffering a knee injury.Saw action in three games last season, attempting one shot.
MIN	PTS	RBS	AST	FG%	3FG%	FT%											
-	-	-	-	-	-	-											
14		LAIMONAS CHATKEVICIUS - Jr. - F - 6-11 - 251 - Klaipeda, Lithuania <table><tr><th>MIN</th><th>PTS</th><th>RBS</th><th>BLK</th><th>FG%</th><th>3FG%</th><th>FT%</th></tr><tr><td>20.9</td><td>9.8</td><td>5.9</td><td>1.7</td><td>56.1</td><td>50.0</td><td>84.6</td></tr></table>	MIN	PTS	RBS	BLK	FG%	3FG%	FT%	20.9	9.8	5.9	1.7	56.1	50.0	84.6	<ul style="list-style-type: none">Earned second-career start vs. Asheville, posting first-career double-double, with career high 17 points and career high 13 rebounds15 points and four rebounds in win at Marshall12 points on 6-of-8 shooting and three blocks in win vs. Clemson
MIN	PTS	RBS	BLK	FG%	3FG%	FT%											
20.9	9.8	5.9	1.7	56.1	50.0	84.6											
15		REGGIE THEUS JR. - So. - F - 6-6 - 221 - Los Angeles, Calif. <table><tr><th>MIN</th><th>PTS</th><th>RBS</th><th>AST</th><th>FG%</th><th>3FG%</th><th>FT%</th></tr><tr><td>2.0</td><td>0.3</td><td>0.0</td><td>0.0</td><td>1.000</td><td>0.0</td><td>0.0</td></tr></table>	MIN	PTS	RBS	AST	FG%	3FG%	FT%	2.0	0.3	0.0	0.0	1.000	0.0	0.0	<ul style="list-style-type: none">Saw action in 11 games last season.Saw action vs. North Florida in 2014-15 season openerSaw action vs. Cornell, collecting one stealScored first basket of the season vs. UNC Asheville
MIN	PTS	RBS	AST	FG%	3FG%	FT%											
2.0	0.3	0.0	0.0	1.000	0.0	0.0											
20		JUSTIN MCKIE - So. - G - 6-4 - 195 - Columbia, S.C. <table><tr><th>MIN</th><th>PTS</th><th>RBS</th><th>AST</th><th>FG%</th><th>3FG%</th><th>FT%</th></tr><tr><td>12.3</td><td>6.0</td><td>2.1</td><td>0.3</td><td>46.4</td><td>41.2</td><td>69.2</td></tr></table>	MIN	PTS	RBS	AST	FG%	3FG%	FT%	12.3	6.0	2.1	0.3	46.4	41.2	69.2	<ul style="list-style-type: none">Tallied career high with 12 points on 5-of-8 shooting at MarshallSix points, four rebounds and career high two steals vs. Ok. StateSolid vs. Clemson, posting five points with one steal
MIN	PTS	RBS	AST	FG%	3FG%	FT%											
12.3	6.0	2.1	0.3	46.4	41.2	69.2											
21		DEMETRIUS HENRY - So. - F - 6-9 - 226 - Miami, Fla. <table><tr><th>MIN</th><th>PTS</th><th>RBS</th><th>BLK</th><th>FG%</th><th>3FG%</th><th>FT%</th></tr><tr><td>19.8</td><td>6.2</td><td>4.2</td><td>1.1</td><td>46.9</td><td>0.0</td><td>76.9</td></tr></table>	MIN	PTS	RBS	BLK	FG%	3FG%	FT%	19.8	6.2	4.2	1.1	46.9	0.0	76.9	<ul style="list-style-type: none">Pulled down eight rebounds, adding four points vs. BaylorAveraged 4.8 rebounds per game at Charleston ClassicScored career high 15 points with eight rebounds vs. AshevilleEight points and five rebounds, with two blocks vs. Clemson
MIN	PTS	RBS	BLK	FG%	3FG%	FT%											
19.8	6.2	4.2	1.1	46.9	0.0	76.9											
24		MICHAEL CARRERA - Jr. - F - 6-5 - 212 - Anzoátegui, Venezuela <table><tr><th>MIN</th><th>PTS</th><th>RBS</th><th>BLK</th><th>FG%</th><th>3FG%</th><th>FT%</th></tr><tr><td>17.8</td><td>7.0</td><td>4.0</td><td>1.0</td><td>48.4</td><td>40.0</td><td>62.5</td></tr></table>	MIN	PTS	RBS	BLK	FG%	3FG%	FT%	17.8	7.0	4.0	1.0	48.4	40.0	62.5	<ul style="list-style-type: none">10 points and six rebounds in 27 minutes vs. BaylorFive points and four rebounds, with two blocks vs. CornellDNP vs. UNC Asheville, Marshall & OK State due to a concussionReturned vs. Clemson, 6 points, 6 rebs., in just 10 minutes
MIN	PTS	RBS	BLK	FG%	3FG%	FT%											
17.8	7.0	4.0	1.0	48.4	40.0	62.5											
25		MINDAUGAS KACINAS - Jr. - F - 6-7 - 227 - Klaipeda, Lithuania <table><tr><th>MIN</th><th>PTS</th><th>RBS</th><th>BLK</th><th>FG%</th><th>3FG%</th><th>FT%</th></tr><tr><td>23.3</td><td>6.3</td><td>6.8</td><td>0.6</td><td>50.0</td><td>37.5</td><td>77.8</td></tr></table>	MIN	PTS	RBS	BLK	FG%	3FG%	FT%	23.3	6.3	6.8	0.6	50.0	37.5	77.8	<ul style="list-style-type: none">Swiped a career high four steals at Marshall, also pulled down 5 reboundsTeam high 12 rebounds, along with 9 points and 3 assists vs. OK State.
MIN	PTS	RBS	BLK	FG%	3FG%	FT%											
23.3	6.3	6.8	0.6	50.0	37.5	77.8											
35		BRIAN STEELE - Jr. - F - 6-5 - 194 - Greenville, S.C. <table><tr><th>MIN</th><th>PTS</th><th>RBS</th><th>AST</th><th>FG%</th><th>3FG%</th><th>FT%</th></tr><tr><td>7.1</td><td>1.1</td><td>0.9</td><td>0.5</td><td>20.0</td><td>25.0</td><td>0.0</td></tr></table>	MIN	PTS	RBS	AST	FG%	3FG%	FT%	7.1	1.1	0.9	0.5	20.0	25.0	0.0	<ul style="list-style-type: none">Saw action in 22 games last season.Saw 15 minutes of play vs. North Florida, scoring six points with two made 3s in the gameScored three points with three rebounds and two assists vs. Cornell
MIN	PTS	RBS	AST	FG%	3FG%	FT%											
7.1	1.1	0.9	0.5	20.0	25.0	0.0											
-		SHAMIEK SHEPPARD - Fr. - G - 6-6 - 225 - Brooklyn, N.Y. <table><tr><th>MIN</th><th>PTS</th><th>RBS</th><th>AST</th><th>FG%</th><th>3FG%</th><th>FT%</th></tr><tr><td>-</td><td>-</td><td>-</td><td>-</td><td>-</td><td>-</td><td>-</td></tr></table>	MIN	PTS	RBS	AST	FG%	3FG%	FT%	-	-	-	-	-	-	-	<ul style="list-style-type: none">Sidelined for the 2014-15 campaign after suffering a knee injury during the summer that required surgery.
MIN	PTS	RBS	AST	FG%	3FG%	FT%											
-	-	-	-	-	-	-											

INTERVIEW POLICIES

All interview requests must be made in advance to SID Emily Feeney in the South Carolina Media Relations Office. Beginning with the start of practice in October, Feeney will release a weekly coach and student-athlete availability schedule to media on Mondays.

Post-Game Interview Policy: After each home game, the visiting coach will address the media first, followed by South Carolina student-athletes then South Carolina head coach Frank Martin. (Depending on deadline, this may be altered on a game-by-game basis).

Road Interview Policy: Interviews with Coach Martin while on the road will be scheduled according to the home post-game media procedure. No student-athlete interviews are allowed until after the game once the team leaves Columbia.

All interviews are to be coordinated through the Media Relations Office. This allows the staff to arrange the interview when it best suits the student-athlete's and the reporter's schedules. Please contact the Media Relations Office in advance to make your interview requests. Media are not permitted to contact student-athletes on their own at any time.

All interviews will take place at the designated media interview site for that day as listed in the weekly availability schedule or in the Media Relations Office.

Dormitory, apartment and cell phone numbers for student-athletes will not be provided to the media. Should you need to conduct a telephone interview with a student-athlete, a call will be placed to you from the student-athlete at a mutually agreeable time.

SOUTH CAROLINA MEDIA RELATIONS

Emily Feeney, primary contact

Associate Director

cell: 803-727-3284

e-mail: efeeney@mailbox.sc.edu

Twitter: @EmilyFeeneySID

Website: www.GamecocksOnline.com

Facebook: www.Facebook.com/gamecocksonline

Twitter: @GamecockMBB

STAT COMPARISON

	SC	COKER	NCAA Rank
Record	6-3	3-5	98/222
Conference Record	-	-	-
Current Streak	W4	L3	-
Scoring Avg.	72.2	71.6	101/206
Opponent Scoring Avg.	59.0	73.8	44/174
Scoring Margin	+13.2	-2.1	46/221
Field Goal %	.444	.449	145/173
Opponent Field Goal %	.341	.469	5/244
3-Point Field Goal %	.297	.338	278/196
Opponent 3-Point Field Goal %	.294	.412	57/-
3-Point Field Goal Made PG	5.2	5.9	265/217
3-Point Field Goal Attempts PG	17.6	17.4	281/-%
Free Throw %	.722	.702	73/125
Opponent Free Throw %	.704	.696	-
Rebounding Avg.	40.9	32.0	-
Opponent Rebounding Avg.	33.7	34.6	-
Rebounding Margin	+7.2	-2.6	45/237
Turnovers Avg.	13.6	15.1	198/-
Opponent Turnover Avg.	15.7	15.8	-
Assists Avg.	15.4	11.5	51/237
Blocks Avg.	5.3	2.6	34/189
Steals Avg.	8.1	7.9	53/103

% indicates total attempts

**** NCAA stats as of Dec. 20 | Coker stats are NCAA D-II stats

BY THE NUMBERS

5th

After holding its third-straight opponent to under 30% from the field, the Gamecocks rank fifth in the country in opponent field goal percent - 34.1% (Dec. 20 NCAA stats).

27.5%

Over the course of the last three games, Carolina opponents have hit just 27.5 percent from the field, making just 49-of-178 total attempts.

9

Senior guard Tyrone Johnson dished a career high nine assists in the win vs. Clemson, including six in the first half.

9

Nine different Gamecocks average at least 6.0 points per game. Five different Gamecocks have led the team in scoring at least once this season.

A SOUTH CAROLINA WIN WOULD ...

- Give the Gamecocks a five-game win streak, their longest win streak since winning five-straight from Dec. 7, 2012-Jan. 5, 2013
- Be Carolina's first-ever win vs. Coker

back-to-back games for the first time in his career. Notice hit 3-of-6 from the 3-point line, while also collecting four rebounds.

- Junior forward Mindaugas Kacinas led the Gamecocks on the glass with 12 rebounds vs. Oklahoma State, marking his third double-figure rebounding game of the season and just two shy of matching his career high. Kacinas leads the Gamecocks with 7.0 rebounds per contest, which ranks tied for fifth in the SEC. His 3.5 offensive boards per game rank third in the league and 34th nationally.

- Notice exploded for a career high 27 points leading the Gamecocks to their biggest road win since 2008 when they defeated Marshall 77-59 on Dec. 1. Notice hit 10-of-18 attempts from the floor and also collected five rebounds, while dishing a team high four assists in 36 minutes. Junior forward Laimonas Chatkevicius hit double-digits for the second straight game with 15 points, and sophomore guard Sindarius Thornwell notched his third-career double-double with 10 points and a team high 10 rebounds. The Gamecocks hit 47.6 percent from the field in the win, holding the Thundering Herd to just 28.6 percent.

- South Carolina snapped a two-game losing streak with an 89-75 victory over UNC Asheville on Nov. 26, at Colonial Life Arena. The Gamecocks posted solid offensive numbers in the game, hitting 31-of-60 attempts from the floor for a season high 51.7 percent. Chatkevicius led five Gamecocks in double-figures with a career high 17 points. Asheville hit just 36.5 percent from the floor, but guard Andrew Rowsey tallied 30 points, hitting 10 attempts, including six 3s.

- Chatkevicius posted his first-career double-double vs. the Bulldogs on Dec. 1, leading the Gamecocks in points (17), rebounds (13) and also in blocks (3). Hit point and rebound totals were both career highs, and his blocks matched a career high.

- Carolina's game vs. Asheville marked its fifth game in the previous nine days - Baylor (Nov. 18), Cornell (Nov. 20), Charlotte (Nov. 21), Akron (Nov. 23), Asheville (Nov. 26).

- The Gamecocks battled back from a 10-point first-half deficit to tie the contest vs. Akron late in the second half, but the Zips used solid free throw shooting down the stretch to claim a 68-63

victory for third place at the Charleston Classic on Nov. 23. South Carolina had three in double-figures, Thornwell with 13, Notice with 12 and Chatkevicius the top scorer off the bench with 11, but a poor shooting performance in the early part of the first half - the Gamecocks hit just one of their first 13 attempts from the floor - saw Akron lead for the majority of the contest.

- Despite 20 points from Thornwell, the Gamecocks dropped a 65-63 decision to Charlotte on Nov. 22 in the semifinals at the Charleston Classic. Thornwell had a chance from 3 at the buzzer, but the shot hit the rim and didn't fall. Thornwell also led the Gamecocks with eight rebounds and two steals in 34 minutes played.

- South Carolina easily defeated Cornell on Nov. 20 in the quarterfinal round of the 2014 Charleston Classic at TD Arena on the campus of the College of Charleston. The Gamecocks held the Big Red to just 26.9 percent from the field, which ties for the second-lowest field goal percentage by a Carolina opponent under the direction of head coach Frank Martin. South Carolina also struggled from the floor, hitting just 37.9 percent (22-58).

- South Carolina returns 11 letterwinners from last season's 14-20 team, including starters, sophomore guard Sindarius Thornwell, junior forward Michael Carrera, junior forward Mindaugas Kacinas and sophomore forward Demetrius Henry. Senior guard Tyrone Johnson started nine games before being sidelined with an injury as well.

SCOUTING COKER

Led by head coach Dan Schmotzer in his 28th season at the helm, the Coker Cobras enter Sunday's game with a 3-5 overall record, including a 2-3 mark in SAC play. The Cobras last played on Dec. 13, suffering a 76-73 loss to Mars Hill. Four different Coker players average double-figures led by Erick Bethel with 18.3 per game. Jordan Scott adds 17.5 per game, Larry Felder provides 12.8 and Donte Samuels adds 12 points per game. Bethel currently ranks third in the SAC in scoring. Coker has 10 newcomers to its squad this season after losing seven letterwinners from last year's 15-13 squad, including four starters.

ASSOCIATED PRESS TOP 25

Dec. 15, 2014

Rk.	Team	Record	Pts.
1	Kentucky (65)	11-0	1,625
2	Duke	8-0	1,545
3	Arizona	10-0	1,505
4	Louisville	9-0	1,349
5	Wisconsin	10-1	1,331
6	Virginia	9-0	1,294
7	Villanova	10-0	1,215
8	Gonzaga	9-1	1,175
9	Texas	8-1	1,154
10	Kansas	8-1	1,102
11	Wichita St	7-1	959
12	Ohio State	8-1	838
13	Iowa State	8-1	772
14	Utah	7-2	670
15	Oklahoma	6-2	647
16	Washington	8-0	598
17	Maryland	10-1	512
18	Miami (FL)	9-1	426
19	San Diego St	7-2	424
20	St. John's	8-1	353
21	Notre Dame	10-1	351
22	West Virginia	9-1	333
23	Butler	8-2	259
24	North Carolina	6-3	122
25	Michigan St	7-3	116

Others receiving votes: Baylor 97, TCU 80, Colorado St 75, Northern Iowa 65, Georgetown 41, California 37, Arkansas 19, Seton Hall 14, Virginia Commonwealth 6, Old Dominion 4, LSU 4, Oklahoma St 4, Penn State 3, Davidson 1

Dropped from rankings: Northern Iowa 23

USA TODAY COACHES TOP 25

Dec. 15, 2014

Rk.	Team	Record	Pts.
1	Kentucky (29)	11-0	773
2	Duke (1)	8-0	736
3	Arizona (1)	10-0	721
4	Louisville	9-0	658
5	Virginia	9-0	633
6	Wisconsin	10-1	619
7	Villanova	10-0	592
8	Gonzaga	9-1	556
9	Texas	8-1	539
10	Kansas	8-1	519
11	Wichita St	7-1	439
12	Ohio State	8-1	417
13	Iowa State	8-1	373
14	Utah	7-2	300
15	Oklahoma	6-2	295
16	Washington	8-0	287
17	San Diego St	7-2	246
18	Maryland	10-1	214
19	Miami (FL)	9-1	164
20	West Virginia	9-1	159
21	Notre Dame	10-1	155
22	Michigan St	7-3	122
23	St. John's	8-1	114
24	North Carolina	6-3	86
25	Butler	8-2	85

Others receiving votes: Baylor 49, Northern Iowa 40, Colorado St 29, Georgetown 28, California 26, TCU 26, Seton Hall 19, Illinois 13, Arkansas 12, Oklahoma St 9, Old Dominion 7, Florida 4, LSU 4, Iowa 3, Saint Mary's 1, Virginia Commonwealth 1, Minnesota 1, Penn State 1

Dropped from rankings: Northern Iowa 24, Illinois 25



SOUTHEASTERN CONFERENCE STANDINGS

As of Dec. 20

Team	Conference	Overall
Kentucky	0-0	11-0
LSU	0-0	8-2
Arkansas	0-0	7-2
Texas A&M	0-0	7-2
Vanderbilt	0-0	7-2
Alabama	0-0	7-3
Ole Miss	0-0	7-3
South Carolina	0-0	6-3
Georgia	0-0	5-3
Florida	0-0	6-4
Mississippi State	0-0	5-4
Tennessee	0-0	5-4
Missouri	0-0	5-5
Auburn	0-0	4-5

COACHES TELECONFERENCE

The weekly SEC men's basketball coaches teleconference will be held every Monday beginning Monday, Jan. 6 through Monday, March 9. The 14 Southeastern Conference men's head basketball coaches will be featured from 10:00 -11:38 a.m. (CT).

Media representatives wishing to participate in the teleconference should contact the SEC Media Relations Department for further details. Each coach will appear on the teleconference for seven minutes, according to the following schedule:

ORDER OF APPEARANCE

(All Times Eastern)

11:00 a.m.	Kevin Stallings, Vanderbilt
11:07 a.m.	Billy Donovan, Florida
11:14 a.m.	Frank Martin, South Carolina
11:21 a.m.	Mark Fox, Georgia
11:28 a.m.	Johnny Jones, LSU
11:35 a.m.	John Calipari, Kentucky
11:42 a.m.	Donnie Tyndall, Tennessee
11:49 a.m.	Mike Anderson, Arkansas
11:56 a.m.	Anthony Grant, Alabama
12:03 a.m.	Bruce Pearl, Auburn
12:10 a.m.	Andy Kennedy, Ole Miss
12:17 a.m.	Rick Ray, Miss. State
12:24 a.m.	Kim Anderson, Missouri
12:31 a.m.	Billy Kennedy, Texas A&M

In addition, the SEC men's basketball teams who make it to postseason will be on a teleconference on Monday, March 16 beginning at 10:00 a.m. CT.

All SEC basketball teleconferences can be listened to on the internet at www.secsports.com shortly after the conclusion of the teleconference.

CAROLINA BENCH PRODUCTION

GAME	SC-OPP	DIFF.	SC HIGH
			BENCH SCORER
North Florida	35-8	+27	Chatkevicius, 11
Baylor	14-11	+3	Stroman, 10
vs. Cornell	35-12	+23	Kacinas, 10
vs. Charlotte	19-11	+8	Kacinas, 11
vs. Akron	26-19	+7	Chatkevicius, 11
UNC Asheville	21-16	+5	McKie, 8
@Marshall	20-26	-5	McKie, 12
Okla. State	19-21	-2	Kacinas, 9
Clemson	19-12	+5	Carrera/Kacinas, 6
NC A&T			
vs. Iowa State			
Florida			
@Ole Miss			
Alabama			
@Auburn			
Tennessee			
Kentucky			
@LSU			
Georgia			
@Arkansas			
@Vanderbilt			
Missouri			
@Kentucky			
@Georgia			
Texas A&M			
@Alabama			
Miss. State			
Arkansas			
@Tennessee			
SEC Tourney			
NCAA Tourney			

SPECIALTY STATS

(PP) points in paint; (OT) points off turnovers; (2nd) second chance points; (FB) fast break points

(South Carolina-Opponent)

GAME	PP	OT	2ND	FB
North Florida	42-14	16-10	11-5	11-5
Baylor	30-22	19-15	8-10	10-4
vs. Cornell	18-14	15-14	13-4	4-4
vs. Charlotte	30-24	18-10	6-7	6-0
vs. Akron	38-24	17-19	17-4	8-6
UNC Asheville	38-16	15-20	12-8	14-10
@Marshall	41-20	25-18	10-17	17-4
Okla. State	32-16	13-12	9-17	16-2
Clemson	28-20	13-14	10-13	7-2
NC A&T				
vs. Iowa State				
Florida				
@Ole Miss				
Alabama				
@Auburn				
Tennessee				
Kentucky				
@LSU				
Georgia				
@Arkansas				
@Vanderbilt				
Missouri				
@Kentucky				
@Georgia				
Texas A&M				
@Alabama				
Miss. State				
Arkansas				
@Tennessee				
SEC Tourney				
NCAA Tourney				
SC Total	297	151	96	93
SC Average	33.0	16.8	10.7	10.3
Opp Total	170	132	85	37
Opp Average	18.9	14.7	9.4	4.1

UNIVERSITY INFORMATION

Location.....	Columbia, S.C.
Founded.....	1801
Enrollment.....	31,964
Nickname.....	Gamecocks
Colors	Garnet (PMS 202) and Black
National Affiliation	NCAA Division I
Conference.....	Southeastern (SEC)
Athletics Web Address.....	www.GamecocksOnline.com
University Web Address.....	www.sc.edu
President	Dr. Harris Pastides
NCAA Representative	Dr. Zach Kelehear
Athletics Director	Ray Tanner
Basketball Administrator/Chief Operating Officer.....	Kevin O'Connell

BASKETBALL STAFF/INFORMATION

Head Coach	Frank Martin
Alma Mater	Florida International, '93
Record At South Carolina/Seasons	34-41 (.453), 3rd season
Overall Record/Seasons	151-95 (.613), 8th season
Assistant Coach	Perry Clark (Gettysburg, '74)
Assoc. Head Coach/Recruiting Coord.	Matt Figger (Eastern Kentucky, '95)
Assistant Coach	Lamont Evans (Kansas State, '09)
Director of Basketball Operations	Andy Assaley (Cincinnati, '96)
Strength & Conditioning Coach.....	Scott Greenawalt (Muskingum College, '98)
Athletic Trainer	Mark Rodger (Buffalo, '01)
Video Coordinator	David Kiefer (Kansas State, '07)
Student-Athlete Development	Doug Edwards (Florida State, '07)
Associate Media Relations Director	Emily Feeney (Ball State, '03)
Home Arena.....	Colonial Life Arena
Capacity	18,000
Arena General Manager.....	Lexi Boone
Press Row Phone Number	803-777-6182

BASKETBALL HISTORY

First Year of Basketball.....	1908
All-Time Record.....	1331-1190-1 (.527)
Overall Postseason Record.....	25-18
NCAA Tournament Appearances.....	8 (1971, 1972, 1973, 1974, 1989, 1997, 1998, 2004)
NCAA Tournament Record.....	4-9
Last NCAA Tournament Appearance	2004, L vs. Memphis, 59-43
NIT Appearances	11 (1969, 1975, 1978, 1983, 1991, 1996, 2001, 2002, 2005, 2006, 2009)
NIT Record	21-9
Last NIT Appearance	2009, L vs. Davidson, 70-63
Conference Championships/Titles. SoCon Regular Season (1927, 1933, 1934, 1945); SoCon Tournament Champion (1933); ACC Regular Season (1970); ACC Champion (1971); SEC Regular Season (1997); SEC East Division Co-Champions (2009)	

TEAM INFORMATION

2013-14 Record	14-20
Southeastern Conference Record/Finish	5-13/13th
SEC Tournament Record	2-1
Postseason	None
Letterwinners Returning/Lost.....	11/4
Starters Returning/Lost	4/1
.....	<i>*based on final game starters from 2013-14 season</i>
Newcomers	3
Roster Breakdown	3 freshmen, 5 sophomores, 5 juniors, 1 senior

COKER SERIES

Sunday's matchup vs. Coker marks the first-ever between the two schools.

BY THE #'S

7 - South Carolina ranks in the top 55 in the nation in seven different categories in the most recent NCAA stats (Dec. 20), including opponent FG% (5th), blocks per game (34th), opponent scoring average (44th), rebound margin (45th), scoring margin (46th), assists per game (51st) and steals per game (53rd).

14 - Clemson posted 14 points off of eight South Carolina turnovers in the first half of Friday night's game, but Carolina's adjustments at the half on Clemson's zone defense, saw the Gamecocks commit just four turnovers in the second half, with the Tigers scoring zero points off of those giveaways.

19.5 - Over the course of the last four games, South Carolina's Duane Notice has led the team in scoring three times and is averaging 19.5 points per game during the stretch. Notice dropped a career high five 3s in the win vs. Clemson, leading Carolina with 19 points.

2nd - South Carolina ranks second in the SEC with a +13.2 scoring margin.

3rd - Carolina's 5.3 blocked shots per game ranks third in the SEC, with junior forward Laimonas Chatkevicius' 1.7 per game ranking tied for sixth in the league.

24.5 - South Carolina has defeated its last two opponents - Oklahoma State from the Big 12 and Clemson from the ACC - by an average of 24.5 points. Those two team's hold NCAA RPT's of 32 and 178, respectively.

UP NEXT

South Carolina will break for the holidays and will next host North Carolina A&T at 7 p.m. ET on Dec. 30 at Colonial Life Arena. The meeting vs. the Aggies will be the first all-time between South Carolina and North Carolina A&T.

"QUOTABLE"

"I'm just really proud of our guys. We played very good offense at the end of the second half. [Clemson] is a good basketball team. They're really good. They have upperclassmen. We had five bad offensive possessions that they converted into basket, basket, basket, basket. That gave them life and kind of put us on our heels a little bit. We should have attacked their zone differently. We made the adjustment at halftime. By not attacking the zone the right way it kind of got the game slow. Laimonas [Chatkevicius], we challenged him at halftime. He had zero rebounds at the half. The reason we came out in the second half and played as well as we did was because he was the guy who initiated the whole thing." - *South Carolina head coach Frank Martin's opening statement following his team's Dec. 19 win vs. Clemson*

CLEMSON NOTABLES

- Friday's meeting is the 165th all-time between the Gamecocks and Tigers. With the win, Carolina extends its lead in the series to 89-76.

- Senior guard Tyrone Johnson matched his season high with six assists in the first half alone. Johnson finished with nine assists, a new career high and the most by any Gamecock player this season.

- Junior forward Laimonas Chatkevicius registered his fourth double-figure scoring game of the season and the 11th of his career with 12 points vs. Clemson.

- Junior forward Michael Carrera returned for the Gamecocks after missing the previous three games (UNC Asheville, Marshall, Oklahoma State) due to a concussion. He finished with six points and six rebounds in just 10 minutes of action.

OKLAHOMA STATE NOTABLES

- Junior forward Michael Carrera missed his third-straight contest. He is still experiencing concussion-related symptoms.

- Carolina held Oklahoma State's top three scorers to just 22 points on 7-of-39 shooting from the field. The trio of Le'Bryan Nash, Phil Forte and Anthony Hickey entered the game averaging 46 points per game combined.

- Senior guard Tyrone Johnson connected on a trio of three-point plays - a made shot and make at the foul line after a Cowboy foul. Two came within two minutes of each other in the second half, helping to put a bow on a 12-0 run.

- Junior forward Mindaguas Kacinas posted his third double-figure rebounding performance of the season, a season-high 12. He also hit a career-high two 3s in the win.

- The win vs. the Cowboys is Carolina's first over a Big 12 opponent since an 85-84 win vs. Baylor on Jan. 2, 2009. Frank Martin's record improves to 5-4 all-time vs. Oklahoma State.

- Duane Noticed scored 20 points for the second-straight game, marking his third-career 20-point performance.

- Marcus Stroman corralled a career-high eight rebounds and was one of six players with four or more rebounds in the game. The Gamecocks' 49 rebounds overall were a new season-high.

MARSHALL NOTABLES

- The 18-point win is the largest margin of victory in a true road game since winning 84-58 at Princeton in 2008.
- Sindarius Thornwell led the team with 10 rebounds, a season-high and just one shy of his career high. He tallied his third career double-double.
- Junior forward Michael Carrera missed his second-straight game due to still experiencing concussion related symptoms.
- After matching his previous best against UNC Asheville, Justin McKie set a new career high with 12 points off the bench. It is his first career double-digit game, and it comes after scoring just nine points in 17 games as a freshman.

UNC ASHEVILLE NOTABLES

- The Carolina defense limited UNC Asheville to just 8-of-34 on two-point field goals (23.5 percent).
- South Carolina dished 13 assists on 15 made baskets in the first half, including four helpers from senior guard Tyrone Johnson and three from both rookie guard Marcus Stroman and sophomore guard Sindarius Thornwell.
- Junior forward Laimonas Chatkevicius matched a career high with three blocks in the first half alone. Chatkevicius, making his first start of the season, set new career highs with 17 points and 13 rebounds as well.
- Sophomore Demetrius Henry set a new career high with 15 points, adding eight rebounds.
- Justin McKie matched a career high in points with eight, hitting a 3-of-5 shots.
- Tyrone Johnson and Marcus Stroman both set new season-highs in assists, with six apiece.
- Junior forward Michael Carrera did not play due to a concussion

CARRERA NOMINEE FOR NABC GOOD WORKS TEAM

The NABC and Allstate Insurance announced on Dec. 3, its nominees for the NABC Good Works Team. The community service based award recognizes a distinguished group of student-athletes who have demonstrated a commitment to enriching the lives of others and contributing to the great good in their communities. During his time at South Carolina, Carrera has participated in numerous community outreach events, including visiting the Ronald McDonald House, several events with the South Carolina Special Olympics, volunteering at Harvest Hope food bank, visiting with Boy Scout troops, and he participated in a wish with the Make-A-Wish Foundation, among his many other service events.

THORNWELL NAMED SECOND TEAM PRESEASON ALL-SEC

Sophomore guard Sindarius Thornwell was honored with selection to the Preseason All-SEC Second Team last Thursday, the first preseason honor of his career. The Lancaster, S.C., native started all 34 games as a freshman, averaging 13.4 points, 4.1 rebounds 3.0 assists and 1.2 steals in 29.6 minutes per game. After leading all SEC freshmen in scoring and assists in conference games, Thornwell was named to the SEC All-Freshman Team last spring.

2015 SEC TOURNAMENT

The 2015 edition of the SEC Tournament will be held in Nashville, Tenn., at Bridgestone Arena. The tournament was last held in the Music City in 2013. South Carolina owns a 4-4 record in Tournament games played in Nashville. The SEC Network will televise the first three days of the SEC Basketball Tournament (March 11-15), while the semifinals and championship game will be broadcast nationally on ESPN.

SEASON TICKETS, MINI-PLANS FOR SALE

Season tickets for Gamecock men's basketball are still on sale via the South Carolina Ticket Office. Fans should call 1-800-4SC-FANS, or visit www.GamecocksOnline.com/Tickets to purchase. Also available are three Mini-Plans, described below.

Football/Basketball Combo Pack (football, men's and women's basketball)

Football/basketball combo ticket package, which includes one ticket to the football game versus South Alabama (Nov. 22), the men's basketball game versus Clemson (Dec. 19) and the women's basketball game versus Southern California (Nov. 15). Cost for the package is just \$39.

Saturday 5-Game Mini-Plan (men's basketball)

The Saturday 5-Game Mini-Plan includes tickets to Oklahoma State, Georgia, Texas A&M, Mississippi State and Kentucky. Package prices start at \$65 for upper level seats and \$85 for lower level seats, which is a savings of 15%.

Flex Plan (men's basketball)

For \$99 fans will receive eight ticket vouchers redeemable for upper deck tickets to any game except Kentucky.

DOZIER, SILVA SIGN WITH GAMECOCKS

University of South Carolina head men's basketball coach Frank Martin announced on Nov. 13 the signing of **P.J. Dozier** (G - 6-6 - 185 - Columbia, S.C. - Spring Valley High School) and **Chris Silva** (F - 6-8 - 205 - Roselle, N.J. - Roselle Catholic High School) to National Letters of Intent. The duo will join the Gamecocks for the 2015-16 campaign and both will have four years of eligibility beginning next fall. Below is a brief capsule and quote from Martin on each signee.

P.J. Dozier - G - 6-7 - 185 - Columbia, S.C. - Spring Valley High School

Noted as one of the top points guard in the nation and a guard that has a great feel for the game ... Rated the No. 21 prospect in the ESPN 100 and the No. 2 point guard ... Rated as the No. 26 prospect overall and the top prospect in the state according to 247sports.com ... Participated in the NBA Top 100 Camp ... Also participated in the 2012 USA Basketball fall minicamp and was invited to the U-18 US National Team training camp ... Father, Perry (1986-88), and uncle, Terry (1986-89), both played basketball at South Carolina ... Sister, Asia, plays for the Gamecock women's basketball team.

Martin on Dozier:

"I couldn't be happier that P.J. Dozier has decided to stay home. Sindarius Thornwell, Marcus Stroman and Justin McKie, those guys have opened the door for local kids to believe in what we do and for P.J. to believe in what those guys did and believe in what we did makes me extremely excited. A 6-7 guard, who is a point guard, who knows how to play off the ball. He has the ability, just like Chris (Silva) to be a tremendous defender. We are super excited for what those two guys will bring to the table. They complement our team in ways that we need and we are

lucky to have both of them."

Chris Silva - F - 6-9 - 205 - Roselle, N.J. - Roselle Catholic High School

Noted as an explosive athlete, good shot blocker and rebounder ... A four-star prospect according to ESPN.com ... Rated the No. 5 prospect in the state and the 96th overall prospect in the ESPN 100 ... A four-star prospect according to 247sports.com, and the No. 4 prospect in the state ... Rated as the No. 21 power forward by 247sports.com ... Averaged 8.8 points, 9.8 rebounds and 2.1 blocks per game during junior season in 2013-14 ... Originally from Gabon.

Martin on Silva:

"Chris Silva is a 6-9 forward from New Jersey, who is an unbelievable athlete and fearless in how strong he plays. He can step out and shoot the basketball and block shots with the best of them. Chris is a tremendous young man who is fully committed to the Gamecocks. I couldn't be more excited to add him to our front line, and add his athleticism, toughness and shot-blocking ability."

CAROLINA CALLS, FRANK MARTIN SHOW SCHEDULES ANNOUNCED

Carolina Calls Radio Show Dates

(all shows air from 7-8 p.m. ET on 107.5 The Game! Gamecock Radio Network, and are located at Wild Wing Café in The Vista, unless otherwise noted)

December 4, 11*, 18
January 8*, 15, 22, 29
February 5, 12, 19, 26
March 4, 10

Frank Martin TV Show Dates

(The show will air at 11:30 a.m. ET with multiple re-runs; check local listings for all other air times)

December 7, 28
January 4, 11, 18, 25
February 8, 15, 22
March 1, 8

** The Dec. 11 call-in show will be at Wild Wing Café at the Village At Sandhills, and the Jan. 8 show will be at the Wild Wing Café at the Harbison location.*

ROSTER
BREAKDOWN

RETURNING STARTERS (4)

Demetrius Henry (forward)
Michael Carrera (foward)
Mindaugas Kacinas (forward)
Sindarius Thornwell (guard)
**based on final game of 2013-14 season*

RETURNING LETTERWINNERS (11)

Michael Carrera
Laimonas Chatkevicius
Austin Constable
Demetrius Henry
Tyrone Johnson
Mindaugas Kacinas
Justin McKie
Duane Notice
Brian Steele
Reggie Theus Jr.
Sindarius Thornwell

GUARDS (8)

TeMarcus Blanton
Austin Constable
Tyrone Johnson
Justin McKie
Duane Notice
Shamiek Sheppard
Marcus Stroman
Sindarius Thornwell

FORWARDS (7)

Michael Carrera
Laimonas Chatkevicius
Demetrius Henry
Mindaugas Kacinas
Shamiek Sheppard
Brian Steele
Reggie Theus Jr.

BY HEIGHT

Austin Constable, 5-11
Duane Notice, 6-2
Marcus Stroman, 6-2
Tyrone Johnson, 6-3
Justin McKie, 6-4
TeMarcus Blanton, 6-5
Michael Carrera, 6-5
Brian Steele, 6-5
Sindarius Thornwell, 6-5
Shamiek Sheppard, 6-6
Reggie Theus Jr., 6-6
Mindaugas Kacinas, 6-7
Demetrius Henry, 6-9
Laimonas Chatkevicius, 6-11

PRONUNCIATION

Lie-MOAN-us Ha-KEVA-chus
Min-DAWG-us Kye-chin-iss
Justin MACK-ee

2014-15 SOUTH CAROLINA ROSTER

ALPHABETICAL

No.	Name	Pos.	Ht.	Wt.	Cl.	Exp.	Hometown/High/Last School
5	TeMarcus Blanton	G	6-5	209	FR	HS	Locust Grove, Ga./Luella
24	Michael Carrera	F	6-5	212	JR	2VL	Anzoátegui, Venezuela/Montrose Christian School
14	Laimonas Chatkevicius	F	6-11	251	JR	2VL	Klaipeda, Lithuania/South Kent School
12	Austin Constable	G	5-11	178	JR	2VL	West Chester, Pa./Henderson
21	Demetrius Henry	F/C	6-9	226	SO	1VL	Miami, Fla./Faith Baptist Christian School
4	Tyrone Johnson	G	6-3	195	SR	2VL	Plainfield, N.J./Montrose Christian School/Villanova
25	Mindaugas Kacinas	F	6-7	227	JR	2VL	Klaipeda, Lithuania/Word of Life Fire Traditional School
20	Justin McKie	G	6-4	195	SO	1VL	Columbia, S.C./Irmo
10	Duane Notice	G	6-2	212	SO	1VL	Woodbridge, Canada/St. Michael's/St. Thomas More (Oakdale, Conn.)
—	Shamiek Sheppard	G/F	6-6	225	FR	HS	Brooklyn, N.Y./South Shore/Fishburne Military School (Waynesboro City, Va.)
35	Brian Steele	F	6-5	194	JR	2VL	Greenville, S.C./Wade Hampton School
1	Marcus Stroman	G	6-2	183	FR	HS	Columbia, S.C./Keenan
15	Reggie Theus Jr.	F	6-6	221	SO	1VL	Los Angeles, Calif./Fairfax
0	Sindarius Thornwell	G	6-5	215	SO	1VL	Lancaster, S.C./Oak Hill Academy

NUMERICAL

No.	Name	Pos.	Ht.	Wt.	Cl.	Exp.	Hometown/High/Last School
0	Sindarius Thornwell	G	6-5	215	SO	1VL	Lancaster, S.C./Oak Hill Academy
1	Marcus Stroman	G	6-2	183	FR	HS	Columbia, S.C./Keenan
4	Tyrone Johnson	G	6-3	195	SR	2VL	Plainfield, N.J./Montrose Christian School/Villanova
5	TeMarcus Blanton	G	6-5	209	FR	HS	Locust Grove, Ga./Luella
10	Duane Notice	G	6-2	212	SO	1VL	Woodbridge, Canada/St. Michael's/St. Thomas More (Oakdale, Conn.)
12	Austin Constable	G	5-11	178	JR	2VL	West Chester, Pa./Henderson
14	Laimonas Chatkevicius	F	6-11	251	JR	2VL	Klaipeda, Lithuania/South Kent School
15	Reggie Theus Jr.	F	6-6	221	SO	1VL	Los Angeles, Calif./Fairfax
20	Justin McKie	G	6-4	195	SO	1VL	Columbia, S.C./Irmo
21	Demetrius Henry	F/C	6-9	226	SO	1VL	Miami, Fla./Faith Baptist Christian School
24	Michael Carrera	F	6-5	212	JR	2VL	Anzoátegui, Venezuela/Montrose Christian School
25	Mindaugas Kacinas	F	6-7	227	JR	2VL	Klaipeda, Lithuania/Word of Life Fire Traditional School
35	Brian Steele	F	6-5	194	JR	2VL	Greenville, S.C./Wade Hampton School
—	Shamiek Sheppard	G/F	6-6	225	FR	HS	Brooklyn, N.Y./South Shore/Fishburne Military School (Waynesboro City, Va.)

Head Coach: Frank Martin (Florida International, '93)

Associate Head Coach/Recruiting Coordinator: Matt Figger (Eastern Kentucky, '95)

Assistant Coach: Perry Clark (Gettysburg, '74)

Assistant Coach: Lamont Evans (Kansas State, '09)

Director of Basketball Operations: Andy Assaley (Cincinnati, '96)

Strength & Conditioning Coach: Scott Greenawalt (Muskingum College, '98)

Athletic Trainer: Mark Rodger (Buffalo, '01)

Video Coordinator: David Kiefer (Kansas State, '07)

Student-Athlete Development: Doug Edwards (Florida State, '07)

TOP RETURNING...

Scorer..... Sindarius Thornwell, 13.4 ppg
Rebounder Michael Carrera, 5.6 rpg
Assist Maker..... Tyrone Johnson, 3.4 apg
FG Shooter * Mindaguas Kacinas, 55.6%
3-Point FG Shooter \$.....Sindarius Thornwell, 37.0%
FT Shooter \$.....Tyrone Johnson, 75.3%
Shot Blocker.....Michael Carrera, 0.9 bpg
Steal Maker Sindarius Thornwell, 1.17 spg

* at least 100 attempts

\$ at least 50 attempts



HEAD COACH FRANK MARTIN

EIGHTH SEASON OVERALL | 151-95 (.613) | THIRD SEASON AT SOUTH CAROLINA | 34-41 (.453)

THE MARTIN FILE

COACHING

EXPERIENCE

30th year

COLLEGE EXPERIENCE

15th season

COLLEGE HEAD COACH EXPERIENCE

8th season

HIRE DATE AT CAROLINA

March 27, 2012

PERSONAL

HOMETOWN

Miami, Fla.

ALMA MATER

Florida International, 1993 (B.A. Physical Ed.)

FAMILY

Wife, Anya

Children, Brandon, Amalia and Christian

COACHING RESUME

HIGH SCHOOL

Miami Senior High, 1985-93

Varsity Boys' Assistant Coach

Junior Varsity Boys' Head Coach

North Miami High, Head Coach, 1993-95

Miami Senior High, Head Coach, 1995-98

B.T. Washington High, Head Coach, 1999-2000

COLLEGE ASSISTANT COACH

Northeastern, 2000-04

Cincinnati, 2004-06

Kansas State, 2006-07

COLLEGE HEAD COACH

Kansas State, 2007-12

South Carolina, 2012-present

Frank Martin was named the head men's basketball coach at the University of South Carolina on March 27, 2012, becoming the 32nd head coach in the history of the South Carolina program, which enters its 107th season as a varsity sport in 2014-15. Martin owns a 145-92 (.611) overall record as a head coach, entering his eighth season overall, and third season at South Carolina.

Since his appointment as head coach in Columbia, Martin, 48, has become a fixture in the community. He has spoken at numerous events, including Gamecock Club Fan Fests, numerous community council and rotary club events, coaching clinics, and the Fathers and Families Decades of Dads event, among others. He was also selected as a Court Coach for USA Basketball in June 2012, assisting Florida head coach Billy Donovan with the Men's U18 National Team training camp in Colorado Springs, Colo., at the U.S. Olympic Training Center. The camp was used to determine the 12-member roster that represented the USA at the 2012 FIBA Americas U18 Championship in late June.

Martin was honored again during the summer of 2013, serving as an assistant coach for the United States on head coach Bob McKillop's staff alongside Michigan head coach John Beilein for the U.S. Men's World University Games team. The squad spent time in Colorado Springs at training camp, before embarking on a two-week journey to Kazan, Russia, in early July, for the event. He furthered his international coaching experience as head coach of USA East Coast during the summer of 2014, which represented the United States at the Tallinn Cup in Estonia.

During his first season (2012-13) in Columbia, Martin led his squad to a 14-18 record, which included a 4-14 mark in SEC contests. The Garnet and Black captured the Hoops For Hope

Classic tournament crown after posting a 4-0 record competing in the event with home victories over Milwaukee and Rider, before defeating Missouri State in overtime, and UALR in Puerto Vallarta, Mexico, over the Thanksgiving holiday. Freshman forward Michael Carrera was honored after the conclusion of the regular season with selection to the 2013 SEC All-Freshman Team, as voted on by the league's head coaches. During the spring of 2013, the Gamecock coaching staff signed seven freshmen, while welcoming Villanova transfer Ty Johnson to the team, a recruiting class which ranked No. 23 in the nation according to ESPN.com.

Martin's second season (2013-14) leading the Gamecocks saw the squad win four of its final six games of the year, including two games in the SEC Tournament, marking the first Tournament wins for the Gamecocks since the 2008 campaign. Martin and his staff put together a non-conference schedule that challenged his team to prepare for the rigors of the SEC campaign. The Gamecocks posted several quality victories, including a win versus Saint Mary's at the Hawaiian Airlines Diamond Head Classic in December, and home victories versus Alabama, Vanderbilt and No. 17 Kentucky to name a few.

Martin tutored his second SEC All-Freshman Team honoree in as many seasons, as rookie guard Sindarius Thornwell led all freshmen in the SEC in league games in points (15.6) and assists (4.0) to earn a spot on the postseason team. Thornwell also garnered three SEC Freshman of the Week awards, and was named the Feb. 18 Wayman Tisdale National Freshman of the Week.

A native of Miami, Fla., Martin earned his bachelor's degree in physical education from Florida International in 1993. He and his wife, Anya, have three children, Brandon, Amalia and Christian.

MARTIN'S CAREER RECORD, YEAR-BY-YEAR

YEAR	RECORD	CONFERENCE (FINISH)	POSTSEASON
2007-08	21-12	10-6 (3rd)	1-1; NCAA 2nd Round
2008-09	22-12	9-7 (t4th)	1-1; NIT
2009-10	29-8	11-5 (t2nd)	3-1; NCAA Elite Eight
2010-11	23-11	10-6 (t3rd)	1-1; NCAA Third Round
2011-12	22-11	10-8 (5th)	1-1; NCAA Third Round
2012-13	14-18	4-14 (t12th)	-
2013-14	14-20	5-13 (13th)	-
2014-15	6-3	-	-
Totals	151-95 (.613)	59-59 (.500)	7-5 (.583)/4 NCAA/1 NIT

2014-15 RADIO/TV SPOT CHART



#0

SINDARIUS THORNWELL

So. - G - 6-5 - 215
Lancaster, S.C.
Oak Hill Academy



#1

MARCUS STROMAN

Fr. - G - 6-2 - 183
Columbia, S.C.
Keenan



#4

TYRONE JOHNSON

Sr. - G - 6-3 - 195
Plainfield, N.J.
Montrose Christian/
Villanova



#5

TEMARCUS BLANTON

Fr. - G - 6-5 - 209
Locust Grove, Ga.
Luella



#10

DUANE NOTICE


So. - G - 6-2 - 212
Woodbridge, Ontario
St. Thomas More
(Oakdale, Conn.)



#12

AUSTIN CONSTABLE

Jr. - G - 5-11 - 178
West Chester, Pa.
Henderson



#14

LAIMONAS CHATKEVICIUS

Jr. - F - 6-11 - 251
Klaipeda, Lithuania
South Kent School
(South Kent, Conn.)



#15

REGGIE THEUS JR.

So. - F - 6-6 - 221
Los Angeles, Calif.
Fairfax



#20

JUSTIN MCKIE

So. - G - 6-4 - 195
Columbia, S.C.
Irmo



#21

DEMETRIUS HENRY

So. - F - 6-9 - 226
Miami, Fla.
Faith Baptist Christian
School



#24

MICHAEL CARRERA

Jr. - F - 6-5 - 212
Anzoátegui, Venezuela
Montrose Christian



#25

MINDAUGAS KACINAS

Jr. - F - 6-7 - 227
Klaipeda, Lithuania
Word of Life Fire



#35

BRIAN STEELE

Jr. - F - 6-5 - 194
Greenville, S.C.
Wade Hampton



SHAMIEK SHEPPARD

Fr. - G/F - 6-6 - 225
Brooklyn, N.Y.
Fishburne Military
School



FRANK MARTIN

Head Coach

GAMECOCKS' RECORD WHEN ...

At home	4-1
On the road	1-0
At neutral sites	1-2
In overtime	0-0
vs. Top 25 team	0-0
vs. Top 10 team	0-0
vs. Top 3 team	0-0
Leading at half	5-1
Trailing at half	1-2
Tied at half	0-0
Shooting 50% or better	2-0
Shooting between 39-49%	3-3
Shooting less than 39%	1-0
Opp. shooting 50% or better	0-0
Opp. shooting between 39-49%	1-3
Opp. shooting less than 39%	5-0
Shooting better than opp.	6-0
Shooting worse then/equal to opp.	0-3
Starters out-score opp. starters	4-0
Opp. starters score/equal more	2-3
Bench out-scores opp. bench	4-3
Opp. bench scores/equals more	2-0
Having more FTs than opp.	5-0
Having equal/less FTs than opp.	1-3
Have more TOs than opp.	0-1
Having equal/less TOs than opp.	6-2
Having more rebounds than opp.	5-3
Having equal/less rebounds than opp.	1-0
Making 6 or more 3FGs	4-0
Having 15 or more assists	5-0
Score more points in paint than opp.	6-3
Scoring equal/less points in paint than opp.	0-0
Scoring more points off TOs than opp.	5-2
Scoring equal/less points off TOs than opp.	2-1
Scoring more 2nd-chance points than opp.	4-1
Scoring equal/less 2nd-chance points than opp.	3-2
Scoring more fast break points than opp.	6-3
Scoring equal/less fast break points than opp.	0-0
Wearing white uniforms	5-3
Wearing Garnet uniforms	1-0
Wearing Black uniforms	0-0
Wearing Gray Uniforms	0-0
Playing on live TV/live broadcast	6-3
Playing in November	3-3
Playing in December	3-0
Playing in January	0-0
Playing in February	0-0
Playing in March	0-0
Playing a day-game	1-1
Playing a night-game	5-2
Playing on Sunday	0-1
Playing on a Monday	1-0
Playing on a Tuesday	0-1
Playing on a Wednesday	1-0
Playing on a Thursday	1-0
Playing on a Friday	2-1
Playing on a Saturday	1-0
Scoring margin is 5 points or less	0-3
Margin is between 6-10	0-0
Margin is between 11-20	2-0
Margin is more than 20	4-0
Scoring 59 points or less	0-0
Scoring 60-69 points	2-3
Scoring 70-79 points	2-0
Scoring 80-89 points	2-0
Scoring 90-99 points	0-0
Scoring 100+ points	0-0

MISCELLANEOUS

Current streak	W4
Home court streak	W3
Away streak	W1
Neutral court streak	L2

2014-15 SUPERLATIVES

(tied for team lead also included)

Scoring Leaders	'14-15	Career
Demetrius Henry	1	1
Tyrone Johnson	2	6*
Sindarius Thornwell	3	15
Laimonas Chatkevicius	1	1
Duane Notice	3	6

Rebounding Leaders	'14-15	Career
Mindaugas Kacinas	3	16
Demetrius Henry	2	4
Sindarius Thornwell	3	7
Laimonas Chatkevicius	1	7

Assists Leaders	'14-15	Career
Marcus Stroman	4	4
Sindarius Thornwell	1	18
Tyrone Johnson	3	13*
Duane Notice	3	18

Blocks Leaders	'14-15	Career
Demetrius Henry	4	15
Michael Carrera	2	22
Sindarius Thornwell	3	12
Tyrone Johnson	1	1*
Marcus Stroman	1	1
Laimonas Chatkevicius	5	21

Steals Leaders	'14-15	Career
Marcus Stroman	2	2
Sindarius Thornwell	3	13
Tyrone Johnson	5	5*
Mindaugas Kacinas	1	11
Justin McKie	1	2
Laimonas Chatkevicius	1	4

Double-Figure Scoring	'14-15	Career
Tyrone Johnson	4	14*
Demetrius Henry	2	5
Laimonas Chatkevicius	4	11
Michael Carrera	2	19
Sindarius Thornwell	7	28
Marcus Stroman	1	1
Mindaugas Kacinas	2	12
Duane Notice	5	18
Justin McKie	1	1

20+ points	'14-15	Career
Tyrone Johnson	1	1*
Sindarius Thornwell	1	8
Duane Notice	2	3

30+ points	'14-15	Career
-		

Double-Figure Rebounding	'14-15	Career
Mindaugas Kacinas	3	10
Laimonas Chatkevicius	1	2
Sindarius Thornwell	1	3

5+ assists	'14-15	Career
Marcus Stroman	3	3
Duane Notice	1	6
Tyrone Johnson	3	6*

3+ steals	'14-15	Career
Marcus Stroman	1	1
Tyrone Johnson	1	1*
Sindarius Thornwell	2	6
Mindaugas Kacinas	1	1

2+ blocks	'14-15	Career
Michael Carrera	2	16
Laimonas Chatkevicius	5	14
Demetrius Henry	3	9
Mindaugas Kacinas	1	11
Sindarius Thornwell	1	5

Double-Doubles	'14-15	Career
Mindaugas Kacinas	1	3
Laimonas Chatkevicius	1	1
Sindarius Thornwell	1	3

Clutch Free Throws (under 5 min/OT)	FT-FTA	FT%
Sindarius Thornwell	1-1	1.000
Mindaugas Kacinas	2-2	1.000
Justin McKie	4-4	1.000
Michael Carrera	3-4	.750
Marcus Stroman	8-12	.667
Laimonas Chatkevicius	2-4	.500
Tyrone Johnson	1-2	.500
Totals	21-29	.724

* indicates at South Carolina

Miscellaneous
Largest Halftime Lead
SC 19, @ Marshall (Dec. 1, 2014)
Opp 5, Akron (Nov. 23, 2014)
Smallest Halftime Lead
SC 7, Charlotte (Nov. 21, 2014)
Opp 2, Clemson (Dec. 19, 2014)
Fewest Points In First Half
SC 25, vs. Akron (Nov. 23, 2014)
Opp 20, Marshall (Dec. 1, 2014)
Most Points In First Half
SC 48, vs. North Florida (Nov. 14, 2014)
Opp 30, 3x, last Clemson (Dec. 19, 2014)
Fewest Points In Second Half
SC 27, Charlotte (Nov. 21, 2014)
Opp 15, Clemson (Dec. 19, 2014)
Most Points In Second Half
SC 52, vs. UNC Asheville (Nov. 26, 2014)
Opp 46, UNC Asheville (Nov. 26, 2014)
Most Points in Overtime
SC -
Opp -
Largest Margin of Victory
SC 26, vs. Oklahoma State (Dec. 6, 2014)
Opp 5, Akron (Nov. 23, 2014)
Smallest Margin of Victory
SC 14, vs. UNC Asheville (Nov. 26, 2014)
Opp 2, Charlotte (Nov. 21, 2014)

2014-15 GAME BY GAME COMPARISON

	Date	Result	FG-A	Pct	3FG-A	Pct	FT-A	Pct	O-D-Total	PF	Pts	A	TO	Blk	Stl	Min	Half
North Florida			18-53	.340	10-32	.313	10-16	.625	6-22-28	22	56	9	15	5	2	200	27
South Carolina	Nov. 14, 2014	W, 81-56	29-57	.509	4-11	.364	19-26	.731	10-32-42	15	81	19	9	3	7	200	48
Baylor !			21-47	.447	6-18	.333	21-26	.808	8-21-29	20	69	9	11	1	6	200	30
South Carolina	Nov. 18, 2014	L, 69-65	22-54	.407	5-21	.238	16-19	.842	13-20-33	21	65	11	10	3	4	200	27
Cornell &			14-52	.269	5-20	.250	12-16	.750	10-22-32	19	45	6	17	6	6	200	21
South Carolina	Nov. 20, 2014	W, 69-45	22-58	.379	8-22	.364	17-21	.810	14-30-44	15	69	16	11	5	10	200	35
Charlotte &			23-53	.434	6-17	.353	13-19	.684	8-24-32	13	65	6	17	5	6	200	29
South Carolina	Nov. 21, 2014	L, 65-63	26-61	.426	3-18	.167	8-9	.889	11-26-37	21	63	13	17	7	6	200	36
Akron &			21-50	.420	4-20	.200	22-27	.815	8-24-32	19	68	6	15	6	6	200	30
South Carolina	Nov. 23, 2014	L, 68-63	25-64	.391	2-10	.200	11-20	.550	21-24-45	20	63	11	17	2	8	200	25
UNC Asheville			23-63	.365	15-29	.517	14-20	.700	15-20-35	21	75	12	22	3	11	200	29
South Carolina	Nov. 26, 2014	W, 89-75	31-60	.517	8-17	.471	19-26	.731	12-27-39	15	89	21	20	10	12	200	37
Marshall			16-56	.286	5-26	.192	22-34	.647	18-25-43	20	59	9	19	3	6	200	20
South Carolina	Dec. 1, 2014	W, 77-59	30-63	.476	4-20	.200	13-24	.542	14-25-39	24	77	17	15	3	13	200	39
Oklahoma State %			16-65	.246	5-24	.208	12-19	.632	16-25-41	17	49	7	12	5	4	200	24
South Carolina	Dec. 6, 2014	W, 75-49	26-60	.433	6-17	.353	17-22	.776	11-38-49	19	75	14	11	8	6	200	32
Clemson			17-57	.298	4-18	.222	7-12	.583	11-20-31	20	45	7	13	5	9	200	30
South Carolina	Dec. 19, 2014	W, 68-45	23-50	.460	7-22	.318	15-20	.750	8-32-40	14	68	17	12	7	7	200	28

! - ESPN College Hoops Tip-Off Marathon (Columbia, S.C.) | & - Charleston Classic (Charleston, S.C.) | % - SEC/Big 12 Challenge (Columbia, S.C.)

2014-15 RESULTS: OVERALL, 6-3; HOME, 4-1; AWAY, 1-0; NEUTRAL, 1-2; SEC, 0-0

DATE	OPP.	W/L	SCORE	RECORD (SEC)	POINTS	REBOUNDS	ASSISTS	BLOCKS	STEALS	ATTENDANCE
Nov. 14, 2014	N. Florida	W	81-56	1-0	Johnson/Henry (12)	Kacinas (11)	Stroman (6)	3 with 1	Stroman (2)	10,473 (paid)
Nov. 18, 2014	Baylor !	L	69-65	1-1	Johnson (21)	Henry (8)	Thornwell (4)	3 with 1	Thornwell (2)	13,291 (paid)
Nov. 20, 2014	vs. Cornell &	W	69-45	2-1	Thornwell (14)	Kacinas (11)	Johnson (5)	Carrera/Chatkevicius (2)	Stroman (3)	2,517
Nov. 21, 2014	vs. Charlotte &	L	65-63	2-2	Thornwell (20)	Thornwell (8)	Notice (5)	Chatkevicius (3)	Thornwell (2)	2,430
Nov. 23, 2014	vs. Akron &	L	68-63	2-3	Thornwell (13)	Henry (9)	Notice/Stroman (4)	Henry/Carrera (1)	Johnson (4)	1,523
Nov. 26, 2014	UNC Asheville	W	89-75	3-3	Chatkevicius (17)	Chatkevicius (13)	Stroman/Johnson (6)	Chatkevicius/Henry (3)	Thornwell (6)	8,330 (paid)
Dec. 1, 2014	at Marshall	W	77-59	4-3	Notice (27)	Thornwell (10)	Notice (4)	Thornwell (2)	Kacinas (4)	5,013
Dec. 6, 2014	Okla. State %	W	75-49	5-3	Notice (20)	Kacinas (12)	Stroman (5)	Chatkevicius (3)	McKie (2)	12,007
Dec. 19, 2014	Clemson	W	68-45	6-3	Notice (19)	Thornwell (7)	Johnson (9)	Chatkevicius (3)	Chatkevicius/Johnson (2)	11,992 (paid)

! - ESPN College Hoops Tip-Off Marathon (Columbia, S.C.) | & - Charleston Classic (Charleston, S.C.) | % - SEC/Big 12 Challenge (Columbia, S.C.)

2014-15 GAME-BY-GAME STARTING LINEUPS

OPPONENT, RESULT	GUARD	GUARD	GUARD	FORWARD	FORWARD
N. Florida, W	Notice	Johnson	Thornwell	Henry	Carrera
Baylor, L	Notice	Johnson	Thornwell	Henry	Carrera
vs. Cornell, W	Notice	Johnson	Thornwell	Henry	Carrera
vs. Charlotte, L	Notice	Johnson	Thornwell	Henry	Carrera
vs. Akron, L	Notice	Johnson	Thornwell	Henry	Carrera
Asheville, W	Notice	Johnson	Thornwell	Henry	Chatkevicius
@Marshall, W	Notice	Johnson	Thornwell	Henry	Chatkevicius
Oklahoma State, W	Notice	Johnson	Thornwell	Henry	Chatkevicius
Clemson, W	Notice	Johnson	Thornwell	Henry	Chatkevicius

EXHIB. - SOUTH CAROLINA 92, BENEDICT 47
OCT. 26, 2014/COLONIAL LIFE ARENA

COLUMBIA, S.C. - In the first-ever meeting between South Carolina and Benedict College, the Gamecocks came away with a decisive 92-47 win in the exhibition contest at Colonial Life Arena. Senior point guard Tyrone Johnson led all scorers with 23 points and added six rebounds and six assists.

Benedict got on the scoreboard first with a jumper from forward Lafonzo Smith, but the Gamecocks stormed out to a 9-0 run ignited by the play of Johnson whose one-handed dunk started it. Three minutes later, a run-out led to Johnson lobbing the ball up to Thornwell for an emphatic alley-oop.

Just before the 13-minute mark, the Tigers closed to within six at 13-7 with a 3-pointer from guard Justin Peeples. The Gamecocks responded with six points from Notice and Johnson's first 3-pointer of the game to start an 18-4 run over the next five-plus minutes to push the lead to 37-14 with 5:17 left on the clock.

Just as Benedict was able to get its deficit down to 17, Carolina ended the half on a 16-2 run with back-to-back 3-pointers coming from Johnson and Thornwell to go with six points from junior forward Laimonas Chatkevicius. The Gamecocks took a 55-25 lead into the break after shooting 19-of-34 (55.9 percent) and holding the Tigers to only eight made field goals in the opening 20 minutes.

Carolina extended its lead to 39 nearly seven minutes into the second half after holding Benedict without a made field goal through the first seven-plus minutes of the set. The Gamecocks continued to build on their lead the rest of the way, ending the game with a 92-47 win.

Junior guard Austin Constable did not play in the exhibition contest due to a left knee injury, and sophomore guard Justin McKie did not play due to a concussion.

EXHIBITION



Official Basketball Box Score - Game Totals - Final Statistics
Benedict College vs South Carolina
10/26/14 4 p.m. ET at Columbia, S.C. (Colonial Life Arena)

Benedict College 47 • 0-0

#	Player	Total		3-Ptr		Rebounds		PF	TP	A	TO	Bk	Stl	Min	
		FG	FGA	FG	FGA	FT	FTA								
32	SMITH, Lafonzo	f	1-6	0-1	1-3	0	1	2	3	0	0	1	0	20	
34	MANTOVANI, Roberto	c	2-3	0-0	0-1	2	3	5	3	0	3	0	1	24	
10	REYNARD, Brennan	g	1-11	0-4	4-4	1	1	2	3	6	3	4	0	31	
9	RANSOM, Kareem	g	3-9	2-5	4-4	2	2	4	3	12	1	0	0	27	
22	CRAWFORD, Andrew	g	3-17	2-11	0-1	0	5	5	0	8	2	0	0	31	
55	PEEPLS, Justin	1	1-5	1-5	2-2	0	2	2	3	5	1	2	0	13	
12	ROBIN, Kel	1	1-5	0-1	0-0	0	0	0	0	2	0	0	0	9	
24	COOKE, Quiron	1	1-3	0-2	0-0	2	1	3	2	2	0	1	0	11	
25	JOHNSON, Deonte	0	0-5	0-0	2-2	1	1	2	3	2	0	0	0	11	
30	HARRIS, Christopher	0	0-1	0-1	0-0	1	0	1	0	0	0	0	0	2	
33	FITZGERALD, Seth	0	0-1	0-0	0-0	0	2	2	0	0	0	0	0	2	
35	JOHNSON, Shomari	0	0-0	0-0	0-0	0	0	0	1	0	0	0	0	4	
50	HOLLOWAY, Auntrell	0	0-2	0-0	0-0	0	0	0	1	0	2	0	0	10	
52	DEJOURDAN, Elan	0	0-1	0-0	2-2	0	0	0	1	2	0	0	0	5	
Team						4	4	4							
Totals			13-69	5-30	16-19	13	18	31	22	47	7	13	1	5	200

South Carolina 92 • 0-0

#	Player	Total		3-Ptr		Rebounds		PF	TP	A	To	Bk	Stl	Min	
		FG	FGA	FG	FGA	FT	FTA								
21	HENRY, Demetrius	f	6-8	0-0	3-4	0	7	7	0	15	0	1	1	0	21
24	CARRERA, Michael	f	2-5	0-1	1-2	4	11	15	4	5	2	0	2	0	23
00	THORNWELL, Sindarius	g	5-10	2-5	2-3	0	3	3	4	14	1	0	3	0	23
04	JOHNSON, Tyrone	g	6-11	4-6	7-7	4	2	6	0	23	6	1	0	1	30
10	NOTICE, Duane	g	1-7	0-4	8-10	0	3	3	2	10	9	2	0	1	32
01	STROMAN, Marcus		2-6	0-0	1-2	1	0	1	3	5	7	0	0	20	20
14	CHATKEVICIUS, L.		5-6	0-0	0-0	2	10	12	0	10	1	1	0	1	17
15	THEUS JR., Reggie		1-3	0-1	0-0	0	2	2	1	2	1	3	0	0	16
25	KACINAS, Mindaugas		4-8	0-0	0-0	4	3	7	3	8	0	0	2	0	18
	Team					1	4	5							
Totals			32-64	6-17	22-28	16	45	61	17	92	23	15	9	2	200
FG % 1st Half: 19-34 55.9%		2nd half: 13-30 43.3%		Game: 32-64 50.0%		Deaball									
3FG % 1st Half: 3-8 37.5%		2nd half: 3-9 33.3%		Game: 6-17 35.3%		Rebounds									
FT % 1st Half: 14-17 82.4%		2nd half: 8-11 72.7%		Game: 22-28 78.6%											

Officials: Bruce Benedict, Brent Hampton, Will Howard
Technical fouls: Benedict College-None. South Carolina-None.
Attendance: 10011
Exhibition game

Score by periods		1st	2nd	Total
Benedict College		24	23	47
South Carolina		55	37	92

Last FG - SC 2nd-03:07. SC 2nd-02:09.
Largest lead - SC by 2 1st-19:38. SC by 47 2nd-01:56.
SC led for 00:16. SC led for 38:17. Game was tied for 01:27.

GAME #1 - SOUTH CAROLINA 81, N. FLORIDA 56
NOV. 14, 2014/COLONIAL LIFE ARENA

COLUMBIA, S.C. - The South Carolina men's basketball team (1-0) opened the 2014-15 season Friday night with a matchup with the North Florida Ospreys (0-1). Of the 11 players who saw time in the game, six would score eight points or more to spark an 81-56 win. Demetrius Henry and Tyrone Johnson led the team with 12 points apiece and Mindaugas Kacinas went for nine points and 11 rebounds.

Henry's second dunk in the opening two minutes of the contest gave the Gamecocks an early 8-6 lead over the Ospreys. That dunk would spark a run that would give the team a lead for good, as the score would balloon to 22-8 over the next six minutes. The team would not trail in the game. Henry scored six of Carolina's first 14 points with his third dunk of the half at the 15-minute mark and the Gamecocks extended their lead to 12 points at the under-12 minute media timeout at 25-13.

The Gamecocks pushed their lead to twenty at 36-16 with just over five minutes remaining in the opening half on a dunk from junior forward Laimonas Chatkevicius. That would be the exclamation point on what would be a 13-0 run that spanned from 9:39 to 4:07 in the half.

Beau Beech would break the Osprey's scoreless stretch, but by then it would be too late. Carolina held a 48-27 upperhand at the half after hitting 53.1 percent (17-32) from the floor in the opening 20 minutes. Balanced scoring in the first half propelled the Gamecocks, as six different Carolina players scored at least six points in the half, led by Henry's eight.

The play down low would be the difference in the first half, setting a tone that would prevail for the entire game. In the first 20 minutes the Gamecocks held a 26-10 advantage in points in the paint with a 21-11 rebounding margin.

Carolina continued its strong offensive performance early in the second half, as both Henry and Johnson reached double-figures before the first media timeout. Battling foul trouble, the Ospreys struggled offensively, hitting just three of their first nine shots of the second half, trailing the Gamecocks 57-34 at the 15-minute mark. The lead would grow as large as 29 points in the convincing win.

As a team, South Carolina made better than half of its shots (29-57) and won the battle of the boards 42-28 with ten offensive rebounds. The bench would be featured often in the game, with the six reserves pitching in a combined 35 points. In his first collegiate game, freshman guard Marcus Stroman played like a veteran with a line of six points, six assists, two steals and no turnovers. As a team, South Carolina committed just nine turnovers (two in the first half) while forcing its opponent into 15.

GAME #1



Official Basketball Box Score - Game Totals - Final Statistics
UNF vs South Carolina
11/14/14 7 p.m. ET at Columbia, S.C. (Colonial Life Arena)

UNF 56 • 0-1

#	Player	F	T	Total		3-Ptr		Rebounds				PF	TP	A	TO	Bk	Stl	Min
				FG	FGA	FG	FGA	FT	FTA	Off	Def							
33	BANKS, Romelo	f	6	0-6	0-0	4-7	0	0	0	2	4	0	1	2	0	26		
4	DAVENPORT, Chris	f	4	0-4	0-1	0-0	0	5	5	6	1	1	1	0	23			
00	NESBITT, Jalen	g	5	2-5	2-4	2-3	1	5	6	1	8	2	4	0	32			
22	BEECH, Beau	g	3	3-7	3-7	0-0	2	2	5	9	0	2	0	1	23			
14	MOORE, Dallas	g	7	1-13	3-5	4-4	0	4	4	1	21	1	4	0	31			
04	WILSON, Devin	f	0	0-1	0-0	0-0	0	1	1	0	0	1	0	0	5			
11	MACKEY, Trent	f	1	1-7	1-7	0-0	0	1	1	3	3	3	0	0	1	22		
12	BODAGER, Aaron	f	1	1-7	1-7	0-0	0	1	1	0	3	1	1	0	20			
32	DANIELS, Demarcus	f	1	1-3	0-1	0-2	1	1	2	5	2	0	2	2	0	18		
Team								4	2	6								
Totals				18-53	10-32	10-16	6	22	28	22	56	9	15	5	2	200		
FG % 1st Half: 10-25 40.0% 2nd half: 8-28 28.6% Game: 18-53 34.0%																		
3FG % 1st Half: 5-14 35.7% 2nd half: 5-18 27.8% Game: 10-32 31.3%																		
FT % 1st Half: 2-2 100.0 2nd half: 8-14 57.1% Game: 10-16 62.5%																		

South Carolina 81 • 1-0

#	Player	Total		3-Ptr		Rebounds		PF	TP	A	TO	Bk	Stl	Min
		FG	FGA	FG	FGA	FT	FTA							
21	HENRY, Demetrius	6-9	0-0	0-0	0	2	2	5	12	0	2	1	0	20
24	CARRERA, Michael	2-4	0-0	4-6	2	1	3	1	8	2	1	1	1	17
00	THORNWELL, Sindarius	3-7	0-1	0-0	3	1	4	0	6	2	1	1	1	20
04	JOHNSON, Tyrone	5-7	0-0	2-3	0	5	5	0	12	4	0	0	0	28
10	NOTICE, Duane	2-5	1-1	3-4	0	4	4	1	8	5	1	0	1	21
01	STROMAN, Marcus	3-7	0-1	0-0	0	3	3	1	6	6	0	0	2	25
14	CHATKEVICIUS, L.	4-6	0-0	3-4	1	3	4	1	11	0	2	0	0	17
15	THEUS JR., Reggie	0-0	0-0	0-0	0	0	0	0	0	0	1	0	1	4
20	MCKIE, Justin	0-3	0-2	3-4	0	0	0	2	3	0	0	0	0	8
25	KACINAS, Mindaugas	2-5	1-2	4-5	2	9	11	4	9	0	1	0	0	25
35	STEELE, Brian	2-4	2-4	0-0	0	2	2	0	6	0	0	0	0	15
	Team					2	2	4						
Totals		29-57	4-11	19-26	10	32	42	15	81	19	9	3	7	200
FG % 1st Half: 17-32 53.1%		2nd half: 12-25 48.0%		Game: 29-57 50.9%		Deaball								
3FG % 1st Half: 2-3 66.7%		2nd half: 2-8 25.0%		Game: 4-11 36.4%		Rebounds								
FT % 1st Half: 12-15 80.0%		2nd half: 7-11 63.6%		Game: 19-26 73.1%										

Officials: James Barker, Glenn Tuitt, Will Howard
Technical fouls: UNF-None. South Carolina-None.
Attendance: 10473
2014-15 Season Opener

Score by periods		1st	2nd	Total
UNF		27	29	56
South Carolina		48	33	81

Last FG - UNF 2nd-00:18. SC 2nd-00:42.
Largest lead - UNF None. SC by 29 2nd-09:24.
UNF led for 00:00. SC led for 38:53. Game was tied for 01:07.

GAME #2 - BAYLOR 69, SOUTH CAROLINA 65
NOV. 18, 2014/COLONIAL LIFE ARENA

COLUMBIA, S.C. - The South Carolina men's basketball team hosted Baylor Tuesday afternoon as part of the ESPN College Hoops Tip-Off Marathon. The noon start wouldn't face either side, as the physical matchup was closely contested throughout. The Bears (2-0) were able to keep Carolina (1-1) at arm's length for much of the game, and were able to seal the game with a pair of free throws late in a 6

GAME #3 - SOUTH CAROLINA 69, CORNELL 45 NOV. 20, 2014/TD ARENA/CHARLESTON CLASSIC

CHARLESTON, S.C. - An opportunistic defense would drive the South Carolina men's basketball team to a win over Cornell on the opening night of the Charleston Classic, held at TD Arena. The Gamecocks (2-1) forced 17 turnovers en route to a 69-45 win, holding the Big Red (2-2) to 27 percent shooting from the field.

Sindarius Thornwell led the team with 14 points despite playing just six minutes of the second half. Mindaugas Kacinas pulled down 11 rebounds to go with 10 points for the team's first double-double of the season and his partner on the post Laimonas Chatkevicius added eight points and seven boards off the bench. Every player on the active roster saw time on the floor, with ten scoring at least two points.

After an even start to the game, Carolina went on a 13-0 run from the 15:20 mark until just under ten minute remaining to open up a 22-11 lead. Five different players contributed to the game-changing run. Thornwell led the early charge, scoring 10 of the team's first 12 points before ending the half with 13.

Bench play would be the difference maker in the first 20 minutes, as the Gamecock reserves outscored their Cornell counterparts 15-0. Kacinas and Chatkevicius combined for 10 points and 14 rebounds, and Marcus Stroman pitched in five points and three steals.

Though it would shoot just 36 percent as a team, Carolina carried a 35-21 lead into the break after forcing 13 turnovers and limiting the Big Red to a tiny 30 percent on 7-of-23 shooting. The Gamecocks had averaged just 13 turnovers forced per game in its first two contests of the 2014-15 season coming into Thursday night.

The second half would be no different, as the lead would dip to 13 with 18:49 to play, but a 13-1 run from then until the 13:19 mark set the team back on the right path. The lead would grow to as large as 28 points. The key in the final 20 minutes would be rebounding, as the Gamecocks enjoyed a 23-15 advantage over a Cornell side that shot just 24 percent in the period.

GAME #4 - CHARLOTTE 65, SOUTH CAROLINA 63 NOV. 21, 2014/TD ARENA/CHARLESTON CLASSIC

CHARLESTON, S.C. - A potential game-winning three pointer from Sindarius Thornwell caromed just off as Charlotte (3-0) earned a 65-63 win over South Carolina (2-2) Friday night in the semifinals of the Charleston Classic. Hot shooting from the 49ers early in the second half erased a seven-point Gamecock lead at the half.

With just over a minute to play in a 63-all game, Thornwell blocked a 3 to start a fastbreak with Marcus Stroman. Thornwell would take a contested floater in transition and missed, and the follow from Duane Notice would be slapped off the backboard. Charlotte would make a pair of free throws on the ensuing possession to provide the game's final points, but Carolina still had chances late.

Inbounding from half court with 14 seconds to play and trailing by just two, Carolina was called for a five-second violation. Before Charlotte could inbound a foul put them at the line for a chance to seal it, but both attempts would be missed. On the second miss, a scramble for the ball would be called in favor of the 49ers, but after review the Gamecocks would get one last chance. Thornwell's attempt for a 3 hit the rim, but did not connect.

The first half was dominated by Carolina after it used an 11-2 run from the 16:28 mark to 13:11 going from down 6-4 to up 15-8. The Gamecocks would make six straight field goals early in that stretch and 10-of-15 total in the first 10 minutes of action.

The 49ers returned that favor to start the second half, hitting 7-of-9 shots in the first six minutes to erase Carolina's 36-29 halftime lead while the Gamecocks would shoot just 37 percent in the final 20 minutes. The biggest disparity with the second-half shooting was the 49ers making 4-of-5 3s, while Carolina hit just twice on nine attempts.

A 10-0 run from 12:41 to 9:09 in the second half gave Charlotte its largest lead of the game, a 55-48 advantage. Mindaugas Kacinas made sure the momentum would not swing all the way to the visitors, scoring seven-straight points on his own to put Carolina up 57-55 and force a timeout. The 49ers were able to hold on for the late win despite not making a field goal for the final three minutes of action.

Thornwell would lead all scorers in the game with 20 points, 18 of which came in the first half. Michael Carrera and Kacinas joined him in double figures, with 11 apiece.

GAME #5 - AKRON 68, SOUTH CAROLINA 63 NOV. 23, 2014/TD ARENA/CHARLESTON CLASSIC

CHARLESTON, S.C. - The Gamecocks (2-3) wrapped up play at the Charleston Classic Sunday evening, dropping a 68-63 contest to Akron (3-1). Shooting slumps bookending the game would be the difference as the Carolina offense lost its third game of the season by five points or less.

The offense struggled to find its rhythm in the first half. A jumper from Sindarius Thornwell in the team's first possession of the game, the Gamecocks missed their next eight shots and was 1-of-12 while the Zips went ahead 10-4. While the team's shooting luck would improve, it would shoot just 29 percent from the floor in the first half.

Akron was never able to put up a big lead during the Carolina cold streak thanks to solid rebounding and a strong defensive effort. After a layup at the 6:19 mark to put the Zips ahead 21-18, they would hit just 1-of-9 attempts until the halftime horn. Free throws would carry them to the break, as they made seven in the final four minutes.

Coming in averaging 12 offensive rebounds per game, the Gamecocks had 15 in the first half alone to allow them to attempt 11 more shots. Thornwell had four offensive boards on his own, as did Mindaugas Kacinas. Marcus Stroman led the offense with six points in 15 minutes off the bench.

The Zips came out of the locker room on a hot streak offensively, hitting six of their first seven shots to build their biggest lead of the night at the 16-minute mark, 44-32. A quick 7-0 run from the Gamecocks cut into that margin and forced a timeout, with layups from Kacinas and Chatkevicius that sandwiched a 3-pointer from Duane Notice.

After avoiding a big deficit, the Gamecocks chased the Zips over the next six minutes of the game with the lead fluctuating from eight down to one before a Chatkevicius free throw with 6:55 to play brought about the game's first tie since it was 2-2.

The Carolina offense went into a four-minute scoreless stretch soon after the tie that allowed Akron to build up a 63-58 lead before a Thornwell jumper with 34 seconds left. Turnovers over four straight possessions in that stretch for South Carolina would be the key.

After Thornwell's jumper made it 63-60, the Zips hit 5-of-6 free throws to maintain a two-possession lead and outlast the final comeback.

Thornwell led the team with 13 points and was joined in double figures by Chatkevicius (11) and Duane Notice (12). The team pulled down a season-high 21 offensive rebounds, leading to 14 more shots than Akron and 17 second-chance points.

GAME #3

Official Basketball Box Score -- Game Totals -- Final Statistics
Cornell vs S. Carolina
11/20/14 8:25 p.m. at Charleston, S.C. (TD Arena)

Cornell 45 • 2-2

#	Player	Total		3-Ptr		Rebounds		PF	TP	A	T	Blk	Stl	Min
		FG	FGA	FG	FGA	FT	FTA							
00	Onuorah, David	f	1-5	0-0	0-0	3	3	4	3	2	1	2	0	17
32	Miller, Shonn	f	2-6	0-2	5-5	0	3	3	5	9	0	1	1	29
05	Hatter, Robert	g	2-6	0-3	0-0	0	2	2	1	4	0	2	0	19
13	Cherry, Devin	g	3-7	1-3	1-1	0	5	5	2	8	2	7	0	30
23	Cancer, Galal	g	2-13	1-4	5-6	1	2	3	2	10	1	2	0	28
04	Smith, Darryl	g	0-5	0-3	0-0	0	2	2	0	0	2	0	0	10
04	LaMore, Dave	g	0-0	0-0	0-2	1	1	2	1	0	0	0	2	16
11	Fleming, Desmond	g	0-0	0-0	0-0	0	0	0	0	0	0	0	0	5
12	Aldor-Ra'ouf, Jordan	g	0-1	0-0	0-0	0	0	1	1	0	0	0	0	6
15	Bunce, Braxton	g	0-1	0-0	0-0	1	0	1	0	0	0	0	0	6
20	Bathurst, Wil	g	0-3	0-2	1-2	0	1	1	1	1	1	2	1	10
22	Mischler, Robert	g	0-0	0-0	0-0	0	0	0	0	1	0	0	0	3
25	Fallas, Jolo	g	4-4	3-3	0-0	1	1	2	1	11	0	2	0	14
35	Tomic, Ned	g	0-1	0-0	0-0	0	1	1	1	0	0	0	0	5
50	Giddens, Deion	g	0-0	0-0	0-0	1	1	0	1	0	0	0	0	2
Team														
Totals		14	52	5	20	12	16	10	22	32	19	45	6	200

FG 1st Half: 7-23 30.4% 2nd half: 7-29 24.1% Game: 14-52 26.9%
3FG 1st Half: 2-9 22.2% 2nd half: 3-11 27.3% Game: 5-20 25.0%
FT 1st Half: 5-7 71.4% 2nd half: 7-9 77.8% Game: 12-16 75.0%

S. Carolina 69 • 2-1

#	Player		Total		3-Ptr		Rebounds		PF	TP	A	T	Blk	Stl	Min		
			FG	FGA	FG	FGA	FT	FTA									
24	CARRERA, Michael	f	2-3	1-1	0-0	0	4	2	5	0	2	2	0	17			
21	HENRY, Demetrius	c	1-3	0-0	0-0	0	1	0	1	3	2	0	1	0	13		
00	THORNWELL, Sindarius	g	5-11	3-8	1-2	2	2	4	1	14	0	0	0	1	23		
04	JOHNSON, Tyrone	g	2-7	1-3	2-2	0	3	3	2	7	5	2	1	2	25		
10	NOTICE, Duane	g	1-4	0-1	4-5	0	1	1	1	6	4	1	0	23			
01	STROMAN, Marcus	g	1-6	0-1	4-6	0	1	3	6	3	2	0	3	25			
14	CHATKEVICIUS, L.	g	4-7	0-0	0	1	6	7	0	8	1	1	2	20			
15	THEUS JR., Reggie	g	0-0	0-0	0-0	0	0	0	0	0	0	0	1	4			
20	MCKIE, Justin	g	2-2	2-2	2-2	1	2	3	1	8	0	0	0	8			
25	KACINAS, Mindaugas	g	3-8	0-2	4-4	7	4	11	1	10	1	0	2	26			
35	STEELE, Brian	g	1-7	1-4	0	0	3	3	1	3	2	1	0	1	16		
Team																	
Totals			22	58	8	22	17	21	14	30	44	15	69	16	11	5	10

FG 1st Half: 12-33 36.4% 2nd half: 10-25 40.0% Game: 22-58 37.9%
3FG 1st Half: 3-11 27.3% 2nd half: 5-11 45.5% Game: 8-22 36.4%
FT 1st Half: 8-10 80.0% 2nd half: 9-11 81.8% Game: 17-21 81.0%

Officials: John Higgins, Lamont Simpson, Pat Driscoll
Technical fouls: Cornell-None. S. Carolina-None.
Attendance: 2517

Score by periods	1st	2nd	Total
Cornell	21	24	45
S. Carolina	35	34	69

Last FG - COR 2nd-03:38, SC 2nd-01:36.
Largest lead - COR by 3 1st-19:23, SC by 28 2nd-10:32.
COR led for 03:17, SC led for 35:06. Game was tied for 00:58.

GAME #10 - COKER - SUNDAY, DEC. 21, 2014 - GAMECOCK BASKETBALL

GAME #4

Official Basketball Box Score -- Game Totals -- Final Statistics
Charlotte vs S. Carolina
11/21/14 7 p.m. at Charleston, S.C. (TD Arena)

Charlotte 65 • 3-0

#	Player		Total		3-Ptr		Rebounds				PF	TP	A	T	Blk	Stl	Min	
			FG	FGA	FG	FGA	FT	FTA	Off	Def								Total
21	CLAYTON, Willie	f	5-9	0-0	1-1		4	1	5	2	11	0	2	1	0		27	
12	THORNE JR., Mike	c	4-8	0-0	2-5		0	4	4	2	10	0	2	3	0		34	
01	OGBUEZE, Braxton	g	4-9	3-5	3-4		1	1	2	2	14	2	2	2	0		30	
14	WILLIAMS, Terrence	g	3-5	1-2	0-0		0	7	7	3	7	1	1	0			26	
15	HENRY, Pierria	g	3-9	0-2	6-7		0	7	7	2	12	2	8	1	3		36	
02	DORN, Torin		1-2	0-1	0-1		0	1	1	0	2	1	0	0			18	
05	WOODS, Keyshawn		2-4	1-1	1-1		1	0	1	0	6	0	0	0			13	
11	BENKOVIC, Ivan		1-5	1-4	0-0		0	0	0	1	3	0	0	0			12	
20	BLAKLEY, Cameron		0-2	0-2	0-0		0	1	1	1	0	0	1	0			4	
	Team						2	2	4			1						
Totals			23	53	6	17	13	19	8	24	32	13	65	6	17	5	6	200

FG 1st Half: 10-28 35.7% 2nd half: 13-25 52.0% Game: 23-53 43.4%
3FG 1st Half: 2-11 18.2% 2nd half: 4-6 66.7% Game: 6-17 35.3%
FT 1st Half: 7-9 77.8% 2nd half: 6-10 60.0% Game: 13-19 68.4%

S. Carolina 63 • 2-2

#	Player		Total		3-Ptr		Rebounds						PF	TP	A	T	Blk	Stl	Min
			FG	FGA	FG	FGA	FT	FTA	Off	Def	Total								
24	CARRERA, Michael	f	5-8	1-2	0-0	0	2	2	2	11	0	1	2	0	20				
21	HENRY, Demetrius	c	2-2	0-0	0-0	0	1	1	4	4	0	1	0	10	13				
00	THORNWELL, Sindarius	g	8-24	1-10	3-4	1	7	8	3	20	1	7	1	2	34				
04	JOHNSON, Tyrone	g	0-4	0-0	0-0	0	0	0	2	0	1	1	0	18					
10	NOTICE, Duane	g	3-10	1-4	2-2	1	2	3	1	9	5	1	0	1	35				
01	STROMAN, Marcus	g	1-2	0-0	2-2	0	3	3	4	4	1	0	1	22					
14	CHATKEVICIUS, L.	g	2-4	0-0	0	0	1	6	7	1	4	1	2	30					
15	THEUS JR., Reggie	g	0-0	0-0	0-0	0	0	0	0	0	0	0	0	4					
20	MCKIE, Justin	g	0-1	0-1	0	0	1	0	1	0	0	0	0	3					
35	KACINAS, Mindaugas	g	5-5	0-0	1-1	5	1	6	4	11	0	1	1	0	23				
35	STEELE, Brian	g	0-1	0-1	0	0	2	2	1	0	0	1	0	1	8				
	Team							2	2	4									
Totals			26-61	3-18	8-9	11	26	37	21	63	13	17	7	6	200				

FG 1st Half: 15-31 48.4% 2nd half: 11-30 36.7% Game: 26-61 42.6%
3FG 1st Half: 1-8 12.5% 2nd half: 2-10 20.0% Game: 3-18 16.7%
FT 1st Half: 5-6 83.3% 2nd half: 3-3 100.0% Game: 8-9 88.9%

Officials: Bryan Kersey, Ted Valentine, Kipp Kissinger
Technical fouls: Charlotte-None. S. Carolina-None.
Attendance: 2430

Score by periods	1st	2nd	Total
Charlotte	29	36	65
S. Carolina	36	27	63

GAME #6 - SOUTH CAROLINA 89, UNC ASHEVILLE 75 NOV. 26, 2014/COLONIAL LIFE ARENA

COLUMBIA, S.C. - The South Carolina men's basketball team shook off a brief two-game losing streak Wednesday night, winning a shootout with UNC Asheville 89-75. After falling behind early, the Gamecocks (3-3) went on a big run to claim the lead and out-gun the Bulldogs (2-3) behind five different players scoring in double figures. Laimonas Chatkevicius led the way with 17 points and 13 rebounds after being inserted as a starter for the first time this season.

Asheville jumped out to an early 12-6 lead on a 3 from guard Andrew Rowsy, but the Gamecocks answered with a 21-2 run over the next six minutes to hold a 27-14 lead after a lay-up and make at the foul line from rookie guard Marcus Stroman. The Gamecocks would hit 8-of-11 attempts from the floor during the stretch, including a pair of 3s from sophomore guard Justin McKie and Chatkevicius, and two lay-ups from sophomore guard Sindarius Thornwell.

Asheville would battle back, answering the Carolina run with an 8-0 run of its own on a pair of 3s from Rowsy and Kevin Vannatta and a make underneath from Sam Hughes. Sophomore guard Duane Notice would hit the third Carolina 3 of the half to halt the Bulldog run and put the score at 30-22 Gamecocks with seven minutes remaining in the opening half.

The Bulldogs continued to chip away at the Carolina lead, pulling within five at 34-29 on Rowsy's 16th point of the half with just under a minute remaining. Senior guard Tyrone Johnson responded after a Gamecock timeout, however, hitting a 3 with 30 seconds remaining to give Carolina a 37-29 advantage at the break.

South Carolina shot well in the opening 20 minutes of play, hitting 48.4 percent (15-31), compared to 28.6 percent (10-35) for the Bulldogs.

Sophomore forward Demetrius Henry gave Carolina a 10-point lead at 46-36 early in the second half with a pair of free throws after a Bulldog foul. Rowsy connected for another 3, but the Gamecocks maintained their lead with a 3 from Notice and a lay-in and make and the foul line from Johnson, putting the score at 53-41 Carolina with 13:06 to play.

Rowsy collected his fourth foul of the game with 12:29 remaining in the game, forcing him to the bench. A dunk from Notice and a tip-in from Henry pushed the Carolina lead to 11, but Asheville closed the gap to within eight on a 3 from David Robertson with just under 10 minutes to play. The Bulldogs called a timeout trailing 57-49.

Chatkevicius collected his first-career double-double moments later, hitting his second 3 of the night following a tip-in, pushing Carolina's lead back to 12 with 7:45 to play.

A coast-to-coast jumper in the lane from Stroman saw the Gamecock lead grow to 18 points at 70-52 with just over six minutes to play. After an Asheville turnover, and one from Carolina on the opposite end, Thornwell gave the Gamecocks a 20-point advantage on a steal and two-handed dunk from the baseline.

The Bulldogs would heat up from deep in the waning minutes to cut the lead as low as 10, 85-75 with 51 seconds to play, but the Gamecocks would not let them get any closer.

Both teams were exceptional from 3-point range as Carolina made 8-of-17 and Asheville lived off the deep ball with a 15-of-29 day. Rowsy would score 30 of the team's 73 points, becoming the first 30-point scorer allowed by the Gamecocks this season. On two-point field goals alone in the game, the visitors made just 8-of-34 attempts and allowed the Gamecocks to own the paint by a 38-16 margin.

GAME #7 - SOUTH CAROLINA 77, MARSHALL 59 DEC. 1, 2014/CAM HENDERSON CENTER

HUNTINGTON, W.Va. - In its first true road test of the season, the South Carolina men's basketball team (4-3) passed the test on both ends of the floor in a 77-59 win over Marshall (3-4). Bolstered by a career-high 27 points from Duane Notice and a 41-20 advantage in points in the paint, the team led for nearly the entire game.

The Carolina defense hounded the Herd in the first half, limiting the home side to just seven percent from long range (1-of-14). Marshall wouldn't fare much better from inside as it hit just 5-of-29 attempts overall in the first 20 minutes. The Gamecocks would counter with a two-man attack offensively to carry the team early on.

Notice scored the team's first seven points of the game on a wide array of shots, from a pair of free throws to open the scoring to a layup that capped his one-man run and gave the team an early 7-3 lead. His efforts were the impetus for a 13-0 run that helped the Gamecocks seize a 15-3 lead. Laimonas Chatkevicius joined in on the offense to help the team extend that lead, each scoring 13 points as Carolina ran out to a 39-20 halftime lead.

The defensive intensity would not stay in the locker room after the break, with nine more turnovers forced. The Herd would shoot a respectable 40 percent in the final half, but still lacked the interior defense to slow down Carolina and relied on the charity stripe to score a third of its 39 second-half points. Despite a 1-of-9 second half from three, the Gamecocks scored on 13-of-20 two-point field goals in 20 minutes.

The closest Marshall would come in the second half was 16 points. When it managed to even get that close, an 8-0 run coming off a trio of Marshall turnovers gave Carolina a 61-37 lead with ten minutes left to play in the game, its largest of the day.

Along with Notice and Chatkevicius, who finished with 15 points on 7-of-9 shooting, Justin McKie and Sindarius Thornwell also scored in double figures. After setting or matching his career high in two of the last three games, McKie set an even higher mark with 12 points on 5-of-8 shooting. Thornwell combined his ten points with a team-high ten rebounds for his third career double-double.

On the defensive side, the Gamecocks forced 19 turnovers and held Marshall to 28 percent overall and 19 percent from three. The 20 first-half points allowed by Carolina were the least so far this season.

GAME 6



Official Basketball Box Score - Game Totals - Final Statistics
UNC Asheville vs South Carolina
11/26/14 8 p.m. ET at Columbia, S.C. (Colonial Life Arena)

UNC Asheville 75 • 2-3

#	Player	Total		3-Ptr		Rebounds		PF	TP	A	T	Bk	Stl	Min
		FG	FGA	FG	FGA	FT	FTA							
04	UBARU, Kem	1	2-11	2-2	3-4	6	4	10	1	9	1	5	0	17
1	ZILLI, Giacomo	f	0-3	0-0	0-0	2	1	3	2	0	1	0	1	12
13	ROBERTSON, David	g	5-10	5-9	0-0	0	1	1	4	15	3	0	2	34
15	ROWSY, Andrew	g	10-18	6-12	4-5	0	1	1	4	30	2	2	0	31
22	LITTLEJOHN, Corey	g	1-7	1-3	2-4	0	3	3	3	5	0	6	0	20
2	WNUK, Alec	g	0-0	0-0	0-0	0	0	0	0	0	1	0	0	1
3	WILMOTH, Ethan	g	0-0	0-0	0-0	0	0	0	0	1	0	0	0	1
10	VANNATTA, Kevin	g	2-6	1-3	1-1	1	3	4	1	6	3	2	0	11
11	NEELY, Marcus	g	0-0	0-0	0-0	0	0	0	0	0	0	0	0	1
12	MILLER, Rakewon	g	0-0	0-0	0-0	0	0	0	0	0	0	0	0	1
20	PAL, Chudier	g	0-0	0-0	0-0	1	0	1	0	0	1	0	0	3
25	CASPER, Jacob	g	0-0	0-0	0-0	0	0	0	0	0	0	1	0	1
31	HUGHES, Sam	g	1-3	0-0	2-4	0	2	2	3	4	1	0	0	14
45	ROBERTS, Jaleel	g	2-5	0-0	2-2	3	2	5	2	6	0	2	2	22
Team						2	3	5						
Totals			23-63	15-29	14-20	15	20	35	21	75	12	22	3	111

FG % 1st Half: 10-35 28.6% 2nd half: 13-28 46.4% Game: 23-63 36.5%
3FG % 1st Half: 6-14 42.9% 2nd half: 9-15 60.0% Game: 15-29 51.7%
FT % 1st Half: 3-6 50.0% 2nd half: 11-14 78.6% Game: 14-20 70.0%

Deadball
Rebounds
3

South Carolina 89 • 3-3

#	Player	Total		3-Ptr		Rebounds		PF	TP	A	T	Bk	Stl	Min
		FG	FGA	FG	FGA	FT	FTA							
14	CHATKEVICIUS, L.	f	5-11	2-2	5-6	7	6	13	3	17	3	4	3	23
21	HENRY, Demetrius	f	6-11	0-0	3-4	2	6	8	2	15	0	1	3	32
00	THORNWELL, Sindarius	g	5-13	1-5	1-2	1	2	12	4	2	2	0	6	32
04	JOHNSON, Tyrone	g	3-7	1-3	5-7	1	3	4	1	12	6	3	1	29
10	NOTICE, Duane	g	4-6	2-4	2-4	0	1	1	2	12	1	3	1	25
01	STROMAN, Marcus	g	2-3	0-0	3-0	4	4	1	7	6	5	0	1	25
15	THEUS JR., Reggie	g	1-1	0-0	0-0	0	0	0	2	0	1	0	1	1
20	MCKIE, Justin	g	3-5	2-3	0-0	0	1	1	8	0	0	0	0	13
25	KACINAS, Mindaugas	g	2-3	0-0	0-0	1	3	4	2	4	1	2	0	18
35	STEELE, Brian	g	0-0	0-0	0-0	0	0	0	1	0	1	0	0	1
Team						0	2	2						
Totals			31-60	8-17	19-26	12	27	39	15	89	21	20	10	122

FG % 1st Half: 15-31 48.4% 2nd half: 16-29 55.2% Game: 31-60 51.7%
3FG % 1st Half: 4-10 40.0% 2nd half: 4-7 57.1% Game: 8-17 47.1%
FT % 1st Half: 3-3 100.0 2nd half: 16-23 69.6% Game: 19-26 73.1%

Deadball
Rebounds
4.1

Score by periods	1st	2nd	Total
UNC Asheville	29	46	75
South Carolina	37	52	89

Last FG - SC: 2nd-00:51, SC 2nd-00:13.
Largest lead - AVL by 6:14-14:54, SC by 20 2nd-05:58.
AVL led for 03:56. SC led for 31:19. Game was tied for 04:45.

In Off 2nd Fast
Points Paint T/O Chance Break Bench
16 20 9 10 16
SC 38 15 12 14 21

Score tied - 3 times.
Lead changed - 1 time.

GAME #7



Official Basketball Box Score - Game Totals - Final Statistics
South Carolina vs Marshall
12/1/14 7:30 p.m. at Huntington, W.Va. (Henderson Center)

South Carolina 77 • 4-3

#	Player	Total		3-Ptr		Rebounds		PF	TP	A	T	Bk	Stl	Min
		FG	FGA	FG	FGA	FT	FTA							
14	CHATKEVICIUS, L.	f	7-9	1-1	0-0	2	2	4	15	1	4	1	1	18
21	HENRY, Demetrius	f	2-4	0-0	1-0	1	2	3	5	4	0	2	0	11
00	THORNWELL, Sindarius	g	4-12	0-4	2-6	3	7	10	4	10	3	1	2	27
04	JOHNSON, Tyrone	g	0-5	0-1	1-2	1	1	2	3	1	3	0	0	1
10	NOTICE, Duane	g	10-18	2-8	5-5	1	4	5	3	27	4	1	0	26
01	STROMAN, Marcus	g	2-4	0-1	2-4	1	3	4	1	6	3	5	0	25
15	THEUS JR., Reggie	g	0-0	0-0	0-0	0	0	0	0	0	0	0	0	1
20	MCKIE, Justin	g	5-8	1-3	1-3	0	4	4	1	12	0	1	0	22
25	KACINAS, Mindaugas	g	0-2	0-0	2-4	3	2	5	2	2	1	0	0	4
35	STEELE, Brian	g	0-1	0-1	0-0	0	0	0	1	1	0	0	0	4
Team						2	2	2						
Totals			30-63	4-20	13-24	14	25	39	24	77	17	15	3	130

FG % 1st Half: 16-34 47.1% 2nd half: 14-29 48.3% Game: 30-63 47.6%
3FG % 1st Half: 3-11 27.3% 2nd half: 1-9 11.1% Game: 4-20 20.0%
FT % 1st Half: 4-10 40.0% 2nd half: 9-14 64.3% Game: 13-24 54.2%

Deadball
Rebounds
5

Marshall 59 • 3-4

#	Player	Total		3-Ptr		Rebounds		PF	TP	A	T	Bk	Stl	Min
		FG	FGA	FG	FGA	FT	FTA							
05	SANE, Cheikh	f	1-6	0-1	1-2	4	3	7	4	3	1	1	0	19
25	TAYLOR, Ryan	f	3-9	0-1	5-8	2	1	3	5	11	2	3	0	22
3	KAMBOLA, JP	c	3-6	1-3	1-1	0	2	2	3	8	0	3	1	18
15	BOYKINS, Devince	g	0-1	0-0	1-2	0	0	0	1	1	1	0	0	7
20	LOOP, Austin	g	2-10	2-10	4-4	2	2	4	1	10	0	2	0	33
03	JOHNSON, Jay	g	2-12	0-6	4-6	6	5	11	0	8	0	1	0	27
1	NIKOLIC, Aleksa	g	1-5	0-2	2-3	1	5	6	1	4	3	4	0	15
23	EDMONDS, Justin	g	3-5	2-3	1-4	1	2	3	1	9	1	0	1	17
3	MANNING, Tamron	g	0-0	0-0	0-0	0	0	0	0	0	0	1	0	1
10	MIJOVIC, Milan	g	1-2	0-0	3-4	1	3	4	4	5	1	2	0	21
Team						1	2	3						
Totals			16-56	5-26	22-34	18	25	43	20	59	9	19	3	120

FG % 1st Half: 5-29 17.2% 2nd half: 11-27 40.7% Game: 16-56 28.6%
3FG % 1st Half: 1-14 7.1% 2nd half: 4-12 33.3% Game: 5-26 19.2%
FT % 1st Half: 9-14 64.3% 2nd half: 13-29 65.0% Game: 22-34 64.7%

Deadball
Rebounds
9

Officials: Joe DeRosa, Don Dally, Bret Smith
Technical fouls: South Carolina-HENRY, Demetrius; Marshall-None.
Attendance: 5013
SC: #21 Henry fouled out with 7:14 left in the 2nd.
MAR: #25 Taylor fouled out with 5:28 left in the 2nd.

Score by periods	1st	2nd	Total
South Carolina	39	38	77
Marshall	20	39	59

Last FG - SC: 2nd-01:53, MAR 2nd-03:44.
Largest lead - SC by 24 2nd-10:00, MAR by 1 1st-18:25.
SC led for 39:02. MAR led for 00:18. Game was tied for 00:40.

In Off 2nd Fast
Points Paint T/O Chance Break Bench
41 25 10 17 20
SC 20 18 17 4 26

Score tied - 0 times.
Lead changed - 2 times.

GAME #8 - SOUTH CAROLINA 75, OKLAHOMA ST. 49 DEC. 6, 2014/COLONIAL LIFE ARENA

COLUMBIA, S.C. - The South Carolina men's basketball team hosted Baylor Tuesday afternoon as part of the ESPN College Hoops Tip-Off Marathon. The noon start wouldn't faze either side, as the physical matchup was closely contested throughout. The Bears (2-0) were able to keep Carolina (1-1) at arm's length for much of the game, and were able to seal the game with a pair of free throws late in a 69-65 win.

Senior guard Tyrone Johnson scored a career-high 21 points to lead the Gamecocks in a game that featured six ties and six lead changes.

Both teams were cold in first half, with Carolina shooting 32 percent and Baylor 38. It was even colder from deep, with the two sides combining to hit just three of 20 3-point attempts. The charity stripe would be the most forgiving area, with Baylor hitting 11-of-12 and Carolina making 9-of-10.

Baylor controlled the game early, but a 7-0 run from 9:23 to 7:15 of first half gave the Gamecocks an 18-16 lead. As was the case all day long, when one side seemed to gain momentum it would be quickly snatched away, and the Bears would use a quick 6-0 run in the final two minutes of the half to take a 30-27 lead. A Johnathan Motley jumper that fell just before the buzzer capped the run, the forward would lead all scorers in the half with 13.

The Gamecocks went for much of the opening frame without starters Duane Notice (four minutes) and Demetrius Henry (seven), who were plagued by early foul trouble.

In the final 20 minutes, the Gamecocks were unable to cut deep enough into the Baylor lead, taking a brief 36-35 lead with 16:55 to play before a 12-4 run from the visitors put them ahead for good. With Motley picking up his fourth foul with 13:19 to play, Baylor's senior guard Kenny Chery made up for the scoring slack by scoring 18 of his 20 points in the second half.

The combo of Johnson and Sindarius Thornwell would counter the Baylor duo all game long, though, with Johnson's 21 and Thornwell's 16 leading the offense. After scoring 42 points as a group in the season opener against North Florida, the Carolina bench scored just 14 on Tuesday, with 10 coming from another strong performance by freshman Marcus Stroman. The point guard scored 10 points with five rebounds and three assists in 27 minutes of action.

GAME #9 - SOUTH CAROLINA 68, CLEMSON 45
DEC. 19, 2014/COLONIAL LIFE ARENA

COLUMBIA, S.C. - Emboldened by a raucous crowd of over 11,000 fans, the South Carolina Gamecocks (6-3) earned a big win over archrival Clemson (6-4) Friday evening at Colonial Life Arena. Duane Notice would score 14 of his game-high 19 points over the final 20 minutes, helping Carolina turn a two-point halftime deficit into a 68-45 win. The sophomore guard would nearly match the entire offensive output of the Tigers, who as a team made just five field goals and scored 15 points in the second half.

With Clemson holding a 30-28 lead coming out of halftime, the two teams traded possessions and were knotted at 35 after a 3 from Clemson's Jaron Blossomgame with 15:09 to play. That would be the visiting side's final field goal made over the next ten minutes, as the Gamecocks embarked on a 26-2 run in that span to put the game away. A barrage of 3-pointers from the Carolina guards sparked the streak, with Notice making two and Sindarius Thornwell adding another that ballooned the lead into double digits and forced a timeout with ten minutes to play.

Free throws from both Demetrius Henry and Tyrone Johnson and a lay-up from Johnson continued the run for the Gamecocks, as the Tigers scored just two points the middle eight minutes of the half. Notice connected for his career-high fifth 3 of the contest with 4:33 remaining to put the Carolina lead at 64-39.

After connecting on just 1-of-9 attempts from deep in the first half, the Gamecocks would hit on 6-of-13 in the second half. Four would come from Notice alone. On the defensive end, South Carolina would limit the opposition to 1-of-11 from long range.

In the opening half it was a game of runs, with the Gamecocks opening with a 10-0 run to take an early 16-7 advantage, holding the Tigers scoreless for nearly six minutes. Notice hit Carolina's first 3 of the game near the nine-minute mark to push the lead to 10 at 19-9. A make at the foul line from Thornwell pushed the lead to 11, but the Tigers responded with a 10-0 run of their own to pull within one at 20-19 with 5:20 to play in the half, forcing a Carolina timeout.

Johnson collected his sixth assist of the half near the three-minute mark on a nifty pass and lay-in under the basket from Mindaugas Kacinas to put the Carolina lead at four. A jumper from Rod Hall with just seven seconds left in the half gave the Tigers their first lead since early in the half, and Clemson held a two-point advantage at 30-28 at the break.

Clemson scored 14 points off of eight Gamecock turnovers in the first half, compared to just four Carolina points off of seven Tiger giveaways. Laimonas Chatkevicius led the Gamecocks with eight points in the opening set, while Henry and Kacinas added six apiece. After allowing the Tigers to score nearly half of their points directly off turnovers in the first half, the Gamecocks would turn the ball over just four times in the second half and kept the Tigers scoreless off them.

With the defensive effort in the second half by Carolina, the Tigers would make just 17.9 percent of its 28 attempts and ended the game at 29.8 percent. It marks the third straight game where an opponent has not been able to crack the 30 percent mark in a game. The 23-point win is the program's largest in the storied rivalry since a 28-point margin in 1971 and it is the biggest win by either side since 1994.

GAME #9



Official Basketball Box Score - Game Totals - Final Statistics
Clemson vs South Carolina
 12/19/14 7 p.m. ET at Columbia, S.C. (Colonial Life Arena)

Clemson 45 • 6-4

#	Player	Total			3-Ptr			Rebounds			PF	TP	A	TO	Blk	Stl	Min
		FG-FGA	FG-FGA	FT-FTA	Off	Def	Tot	Off	Def	Tot							
05	BLOSSOMGAME, Jaron	f	5-10	1-1	3-3	1	4	5	2	14	1	1	0	2	34		
15	GRANTHAM, Donte	f	3-8	1-2	0-0	2	2	4	2	7	0	3	1	2	28		
35	NVOKO, Landry	c	0-1	0-0	0-0	0	1	1	4	0	0	1	0	0	10		
12	HALL, Rod	g	1-8	0-1	0-2	2	2	4	0	2	3	5	0	0	29		
21	HARRISON, Damarcus	g	4-11	2-7	0-1	0	1	1	2	10	1	0	2	0	28		
00	ROOKS, Patrick		0-3	0-2	0-0	0	0	0	0	0	0	0	0	0	1		
01	AJUKWA, Austin		1-3	0-1	0-1	1	1	2	2	2	0	2	0	0	13		
01	DeVOE, Gabe		0-1	0-1	0-0	0	0	0	0	0	0	0	0	0	4		
20	ROPER, Jordan		0-7	0-3	4-4	0	2	2	1	4	2	0	0	3	19		
33	SMITH, Josh		1-2	0-0	0-1	1	1	2	2	2	0	1	0	0	10		
44	McGILLAN, Riley		0-0	0-0	0-0	0	0	0	0	0	0	0	0	0	2		
50	DJITTE, Sidy		2-3	0-0	0-0	3	3	6	5	4	0	0	2	2	22		
	Team					1	3	4									
	Totals		17-57	4-18	7-12	11	20	31	20	45	7	13	5	9	200		

FG % 1st Half:	12-29	41.4%	2nd half:	5-28	17.9%	Game:	17-57	29.8%	Deadball	
3FG % 1st Half:	3-7	42.9%	2nd half:	1-11	9.1%	Game:	4-18	22.2%	Rebounds	
FT % 1st Half:	3-4	75.0%	2nd half:	4-8	50.0%	Game:	7-12	58.3%	1	

South Carolina 68 • 6-3

#	Player	Total			3-Ptr			Rebounds			PF	TP	A	TO	Blk	Stl	Min
		FG-FGA	FG-FGA	FT-FTA	Off	Def	Tot	Off	Def	Tot							
14	CHATKEVICIUS, L	f	6-8	0-1	0-0	1	1	2	3	12	1	1	3	2	28		
21	HENRY, Demetrius	f	3-4	0-1	2-2	1	4	5	4	8	1	2	2	0	16		
00	THORNWELL, Sindarius	g	1-5	1-4	3-4	0	7	7	2	6	2	0	0	0	26		
04	JOHNSON, Tyrone	g	1-4	0-2	2-2	0	1	1	0	4	9	2	0	2	27		
10	NOTICE, Duane	g	7-15	5-9	0-0	1	3	4	1	19	1	3	1	1	31		
01	STROMAN, Marcus		0-2	0-1	2-6	0	3	3	1	2	2	2	0	0	19		
15	THEUS JR., Reggie		0-0	0-0	0-0	0	0	0	0	0	0	0	0	0	2		
20	MCKIE, Justin		1-5	1-4	2-2	0	2	2	1	5	0	0	0	1	14		
24	CARRERA, Michael		2-3	0-0	2-2	3	3	6	2	6	0	2	1	0	10		
25	KACINAS, Mindaugas		2-4	0-0	2-2	1	4	5	0	6	1	0	0	1	25		
35	STEELE, Brian		0-0	0-0	0-0	0	0	0	0	0	0	0	0	0	2		
	Team					1	4	5									
	Totals		23-50	7-22	15-20	8	32	40	14	68	17	12	7	7	200		

FG % 1st Half:	11-26	42.3%	2nd half:	12-24	50.0%	Game:	23-50	46.0%	Deadball	
3FG % 1st Half:	1-9	11.1%	2nd half:	6-13	46.2%	Game:	7-22	31.8%	Rebounds	
FT % 1st Half:	5-6	83.3%	2nd half:	10-14	71.4%	Game:	15-20	75.0%	4,1	

Officials: Tony Greene, Joe Lindsey, Roger Ayers
 Technical fouls: Clemson-None. South Carolina-None.
 Attendance: 11992

Score by periods	1st	2nd	Total
Clemson	30	15	45
South Carolina	28	40	68

	Points	In Paint	Off T/O	2nd Chance	Fast Break	Bench
CU	20	14	13	2	12	
SC	28	13	10	7	19	

Last FG - CU 2nd-01:16, SC 2nd-03:42.
 Largest lead - CU by 2 1st-18:36, SC by 28 2nd-03:42.
 CU led for 02:35. SC led for 32:36. Game was tied for 04:40.

GAME #10 - COKER - SUNDAY, DEC. 21, 2014 - GAMECOCK BASKETBALL



#4 - TYRONE JOHNSON

SENIOR | GUARD | 6'3" | 195 | 2 LETTERS

PLAINFIELD, N.J./MONTROSE CHRISTIAN SCHOOL/VILLANOVA

SEASON NOTABLES

- Tallied 23 points on 6-of-11 shooting, including 4-of-6 from 3-point range in exhib. vs. Benedict
- Hit 5-7 shots to lead the team with 12 points against North Florida, adding five rebounds, four assists and no turnovers
- Set a new career high in five different categories against Baylor, including 21 points to lead all scorers
- Matched a career high with four steals against Akron
- Dished out a season-best six assists to go with 12 points in a win over UNC Asheville
- Converted a trio of three-point plays and scored 13 points in a win over Oklahoma State
- Set a new career high with nine assists in a win over Clemson

JOHNSON'S SUPERLATIVES

POINTS

Career: 21, vs. Baylor (Nov. 18 2014)
Season: 21, vs. Baylor (Nov. 18 2014)

FIELD GOALS

Career: 9, vs. Baylor (Nov. 18 2014)
Season: 9, vs. Baylor (Nov. 18 2014)

FIELD GOAL ATTEMPTS

Career: 16, vs. Baylor (Nov. 18 2014)
Season: 16, vs. Baylor (Nov. 18 2014)

3-POINT FIELD GOALS

Career: 3, vs. Baylor (Nov. 18 2014)
Season: 3, vs. Baylor (Nov. 18 2014)

3-POINT FIELD GOAL ATTEMPTS

Career: 9, vs. Baylor (Nov. 18 2014)
Season: 9, vs. Baylor (Nov. 18 2014)

FREE THROWS

Career: 7, twice, last vs. USC Upstate (Dec. 19, 2013)
Season: 5, vs. UNC Asheville (Nov. 26, 2014)

FREE THROW ATTEMPTS

Career: 11, vs. Manhattan (Dec. 17, 2013)
Season: 7, vs. UNC Asheville (Nov. 26, 2014)

REBOUNDS

Career: 6, at Florida (Jan. 8, 2014)
Season: 5, vs. North Florida (Nov. 14, 2014)

ASSISTS

Career: 9, vs. Clemson (Dec. 19, 2014)
Season: 9, vs. Clemson (Dec. 19, 2014)

BLOCKS

Career: 1, 6x, last vs. UNC Asheville (Nov. 26, 2014)
Season: 1, 3x, last vs. UNC Asheville (Nov. 26, 2014)

STEALS

Career: 4, twice, last vs. Akron (Nov. 23, 2014)
Season: 4, vs. Akron (Nov. 23, 2014)

MINUTES PLAYED

Career: 41, vs. UCONN (Feb. 20, 2012)
Season: 37, vs. Baylor (Nov. 18 2014)

2014-15

Opponent	Date	GS	Min	FG-FGA	Pct	3FG-FGA	Pct	FT-FTA	Pct	Off	Def	Tot	Avg	PF	FO	A	TO	Blk	Sd	Pts	Avg
North Florida	11/14/14	*	28	5-7	.714	0-0	.000	2-3	.667	0	5	5	5.0	0	0	4	0	0	1	12	12.0
Baylor	11/18/14	*	37	9-16	.563	3-9	.333	0-0	.000	0	1	1	3.0	2	0	2	3	1	0	21	16.5
vs. Cornell	11/20/14	*	25	2-7	.286	1-3	.333	2-2	1.000	0	3	3	4.0	2	0	5	2	1	2	7	13.3
vs. Charlotte	11/21/14	*	18	0-4	.000	0-0	.000	0-0	.000	0	0	0	2.3	2	0	1	1	0	1	0	10.0
vs. Akron	11/23/14	*	23	2-8	.250	0-1	.000	3-5	.600	1	3	4	2.6	4	0	2	2	0	4	7	9.4
UNC Asheville	11/26/14	*	29	3-7	.429	1-3	.333	5-7	.714	1	3	4	2.8	1	0	6	3	1	1	12	9.8
at Marshall	12/1/14	*	20	0-5	.000	0-1	.000	1-2	.500	1	1	2	2.7	3	0	3	0	0	1	0	8.6
Oklahoma State	12/6/14	*	24	5-9	.556	0-3	.000	3-3	1.000	0	2	2	2.6	4	0	2	2	0	0	13	9.1
Clemson	12/19/14	*	27	1-4	.250	0-2	.000	2-2	1.000	0	1	1	2.4	0	0	9	2	0	2	4	8.6
Coker	12/21/14																				
NA&T	12/30/14																				
vs. Iowa State	1/3/15																				
Florida	1/7/15																				
at Ole Miss	1/10/15																				
Alabama	1/13/15																				
at Auburn	1/17/15																				
Tennessee	1/20/15																				
Kentucky	1/24/15																				
at LSU	1/28/15																				
Georgia	1/31/15																				
at Arkansas	2/3/15																				
at Vanderbilt	2/7/15																				
Missouri	2/10/15																				
at Kentucky	2/14/15																				
at Georgia	2/17/15																				
Texas A&M	2/21/15																				
at Alabama	2/24/15																				
Mississippi State	2/28/15																				
Arkansas	3/5/15																				
at Tennessee	3/7/15																				

Per 40 Minutes	FGM	FTM	Rebs	Fouls	Assists	Blocks	Steals	Points
	4.7	3.1	3.8	3.1	5.9	0.5	2.1	13.3

CAREER STATISTICS

Season	GP-GS	Min	Avg	FG	FGA	Pct	3FG	3FGA	Pct	FT	FTA	Pct	Off	Def	Tot	Avg	PF	FO	Ast	TO	Blk	Stl	Pts	Avg
2011-12*	32-9	567	17.7	33	106	.311	6	26	.230	35	40	.875	2	31	33	1.0	47	2	65	58	2	19	107	3.3
2012-13	DNP - Transfer																							
2013-14	16-9	430	26.9	52	142	.366	8	19	.421	67	89	.753	10	37	47	2.9	25	0	55	30	1	10	179	11.2
2014-15	9-9	231	25.7	27	67	.403	5	22	.227	18	24	.750	3	19	22	2.4	18	0	34	15	3	12	77	8.6
Totals	57-27	1228	21.5	112	315	.356	19	67	.284	120	153	.784	15	87	102	1.7	90	2	154	103	6	41	363	6.4

* indicates at Villanova

CAREER SEC STATISTICS

Season	GP-GS	Min	Avg	FG	FGA	Pct	3FG	3FGA	Pct	FT	FTA	Pct	Off	Def	Tot	Avg	PF	FO	Ast	TO	Blk	Stl	Pts	Avg
2014	3-0	68	22.7	7	26	.333	1	3	.333	12	15	.800	5	9	14	4.7	5	0	7	7	0	1	27	9.0



#24 - MICHAEL CARRERA

JUNIOR | FORWARD | 6'5" | 212 | 2 LETTERS

ANZOÁTEGUI, VENEZUELA/MONTROSE CHRISTIAN

SEASON NOTABLES

- Pulled down a team high 15 rebounds, with two assists and two blocks in exhibition vs. Benedict
- Scored eight points with three rebounds in just 17 minutes against North Florida
- Hit all four free throw attempts and scored 10 points with six rebounds vs. Baylor
- Scored 11 points against Charlotte, surpassing 500 career points in the process
- Returned from injury to score six points with six rebounds in just 10 minutes vs. Clemson

CARRERA'S SUPERLATIVES

POINTS

Career: 23, vs. LSU (Jan. 16, 2013)

Season: 11, vs. Charlotte (Nov. 21, 2014)

FIELD GOALS

Career: 7, vs. LSU (Jan. 16, 2013)

Season: 5, vs. Charlotte (Nov. 21, 2014)

FIELD GOAL ATTEMPTS

Career: 13, 2x, last vs. Texas A&M (March 2, 2013)

Season: 8, twice, last vs. Charlotte (Nov. 21, 2014)

3-POINT FIELD GOALS

Career: 2, 3x, last vs. Longwood (Nov. 9, 2013)

Season: 1, vs. Charlotte (Nov. 21, 2014)

3-POINT FIELD GOAL ATTEMPTS

Career: 5, vs. Longwood (Nov. 9, 2013)

Season: 2, vs. Charlotte (Nov. 21, 2014)

FREE THROWS

Career: 9, vs. LSU (Jan. 16, 2013)

Season: 4, twice, last vs. Baylor (Nov. 18, 2014)

FREE THROW ATTEMPTS

Career: 10, vs. LSU (Jan. 16, 2013)

Season: 6, vs. North Florida (Nov. 14, 2014)

REBOUNDS

Career: 15, vs. Milwaukee (Nov. 1, 2012)

Season: 6, twice, last vs. Clemson (Dec. 19, 2014)

ASSISTS

Career: 5, vs. Auburn (Jan. 12, 2013)

Season: 2, vs. North Florida (Nov. 14, 2014)

BLOCKS

Career: 4, twice, last vs. Alabama (Feb. 15, 2014)

Season: 2, twice, last vs. Charlotte (Nov. 21, 2014)

STEALS

Career: 4, at Texas A&M (Jan. 15, 2014)

Season: 1, vs. North Florida (Nov. 14, 2014)

MINUTES PLAYED

Career: 36, vs. LSU (Jan. 16, 2013)

Season: 27, vs. Baylor (Nov. 18, 2014)

2014-15

Opponent	Date	GS	Min	FG-FGA	Pct	3FG-FGA	Pct	FT-FTA	Pct	Off	Def	Tot	Avg	PF	FO	A	TO	Blk	Stl	Pts	Avg
North Florida	11/14/14	*	17	2-4	.500	0-0	.000	4-6	.667	2	1	3	3.0	1	0	2	1	1	1	8	8.0
Baylor	11/18/14	*	27	3-8	.375	0-1	.000	4-4	1.000	2	4	6	4.5	5	1	1	1	0	0	10	9.0
vs. Cornell	11/20/14	*	17	2-3	.667	1-1	1.000	0-0	.000	0	4	4	4.3	2	0	0	2	2	0	5	7.7
vs. Charlotte	11/21/14	*	20	5-8	.625	1-2	.500	0-0	.000	0	2	2	3.8	2	0	0	1	2	0	11	8.5
vs. Akron	11/23/14	*	16	1-5	.200	0-1	.000	0-4	.000	2	1	3	3.6	2	0	0	2	1	0	2	7.2
UNC Asheville	11/26/14									DNP - Concussion											
at Marshall	12/1/14									DNP - Concussion											
Oklahoma State	12/6/14									DNP - Concussion											
Clemson	12/19/14		10	2-3	.667	0-0	.000	2-2	1.000	3	3	6	4.0	2	0	0	2	1	0	6	7.0
Coker	12/21/14																				
NA&T	12/30/14																				
vs. Iowa State	1/3/15																				
Florida	1/7/15																				
at Ole Miss	1/10/15																				
Alabama	1/13/15																				
at Auburn	1/17/15																				
Tennessee	1/20/15																				
Kentucky	1/24/15																				
at LSU	1/28/15																				
Georgia	1/31/15																				
at Arkansas	2/3/15																				
at Vanderbilt	2/7/15																				
Missouri	2/10/15																				
at Kentucky	2/14/15																				
at Georgia	2/17/15																				
Texas A&M	2/21/15																				
at Alabama	2/24/15																				
Mississippi State	2/28/15																				
Arkansas	3/5/15																				
at Tennessee	3/7/15																				

Per 40 Minutes	FGM	FTM	Rebs	Fouls	Assists	Blocks	Steals	Points
	5.6	3.7	9.0	5.2	1.1	2.2	0.4	15.7

CAREER STATISTICS

Season	GP-GS	Min	Avg	FG	FGA	Pct	3FG	3FGA	Pct	FT	FTA	Pct	Off	Def	Tot	Avg	PF	FO	Ast	TO	Blk	Stl	Pts	Avg
2012-13	27-22	572	21.2	89	201	.443	7	20	.350	83	112	.741	80	115	195	7.2	85	5	17	51	17	9	268	9.9
2013-14	33-20	649	19.7	64	169	.379	7	30	.233	63	100	.630	76	110	186	5.6	87	1	17	38	32	26	198	6.0
2014-15	6-5	107	17.8	15	31	.484	2	5	.400	10	16	.625	9	15	24	4.0	14	1	3	7	6	1	42	7.0
Totals	66-47	1328	20.1	168	401	.419	16	55	.291	156	228	.684	165	240	405	6.1	186	7	37	96	55	36	508	7.7

CAREER SEC STATISTICS

Season	GP-GS	Min	Avg	FG	FGA	Pct	3FG	3FGA	Pct	FT	FTA	Pct	Off	Def	Tot	Avg	PF	FO	Ast	TO	Blk	Stl	Pts	Avg
2013	18-15	394	21.9	59	139	.424	5	15	.333	53	74	.716	54	77	131	7.3	57	4	11	32	8	8	176	9.8
2014	18-14	395	21.9	34	90	.378	3	13	.231	32	55	.582	49	69	118	6.6	52	1	9	18	19	16	103	5.7
Totals	36-29	789	21.9	93	229	.406	8	28	.286	85	129	.659	103	146	249	6.9	109	5	19	50	27	24	279	7.8



#14 - LAIMONAS CHATKEVICIUS

JUNIOR | FORWARD | 6'11" | 251 | 2 LETTERS

KLAIPEDA, LITHUANIA/SOUTH KENT SCHOOL (CONN.)

SEASON NOTABLES

- Posted a double-double with 10 points and 12 rebounds in exhib. vs. Benedict
- Scored 11 points in just 17 minutes against North Florida, hitting 4-6 field goals and 3-4 free throws
- Pulled down six rebounds in 14 minutes against Baylor
- Scored eight points with seven rebounds and two blocks against Cornell
- Matched a career high with three blocks against Charlotte
- Attempted a career-high 12 shots against Akron, scoring 11 points with five rebounds
- Set new career highs in points (17), rebounds (13), blocks (3) and 3-pointers made (2) in just 23 minutes of action in the win over UNC Asheville.
- Made a career-high 7-of-9 shots from the field, scoring 15 points at Marshall in just 18 minutes
- Blocked three shots in the first half of a win over Oklahoma State, matching a career high
- Scored 12 points on 6-of-8 shooting and blocked three shots in a win over Clemson

CHATKEVICIUS' SUPERLATIVES

POINTS

Career: 17, vs. UNC Asheville (Nov. 26, 2014)
Season: 17, vs. UNC Asheville (Nov. 26, 2014)

FIELD GOALS

Career: 7, at Marshall (Dec. 1, 2014)
Season: 7, at Marshall (Dec. 1, 2014)

FIELD GOAL ATTEMPTS

Career: 12, vs. Akron (Nov. 23, 2014)
Season: 12, vs. Akron (Nov. 23, 2014)

3-POINT FIELD GOALS

Career: 2, vs. UNC Asheville (Nov. 26, 2014)
Season: 2, vs. UNC Asheville (Nov. 26, 2014)

3-POINT FIELD GOAL ATTEMPTS

Career: 2, 3x, last vs. UNC Asheville (Nov. 26, 2014)
Season: 2, vs. UNC Asheville (Nov. 26, 2014)

FREE THROWS

Career: 8, vs. Arkansas (March 13, 2014)
Season: 5, vs. UNC Asheville (Nov. 26, 2014)

FREE THROW ATTEMPTS

Career: 10, vs. Arkansas (March 13, 2014)
Season: 6, vs. UNC Asheville (Nov. 26, 2014)

REBOUNDS

Career: 13, vs. UNC Asheville (Nov. 26, 2014)
Season: 13, vs. UNC Asheville (Nov. 26, 2014)

ASSISTS

Career: 4, vs. Jacksonville (Dec. 7, 2012)
Season: 3, vs. UNC Asheville (Nov. 26, 2014)

BLOCKS

Career: 3, 4x, last vs. Oklahoma St. (Dec. 6, 2014)
Season: 3, 3x, last vs. Oklahoma St. (Dec. 6, 2014)

STEALS

Career: 3, at Tennessee (Feb. 8, 2014)
Season: 1, twice, last vs. Oklahoma St. (Dec. 6, 2014)

MINUTES PLAYED

Career: 34, vs. Georgia (Feb. 23, 2013)
Season: 28, vs. Clemson (Dec. 19, 2014)

2014-15

Opponent	Date	GS	Min	FG-FGA	Pct	3FG-FGA	Pct	FT-FTA	Pct	Off	Def	Tot	Avg	PF	FO	A	TO	Blk	Sd	Pts	Avg
North Florida	11/14/14		17	4-6	.667	0-0	.000	3-4	.750	1	3	4	4.0	1	0	0	2	0	0	11	11.0
Baylor	11/18/14		14	1-2	.500	0-0	.000	2-2	1.000	1	5	6	5.0	0	0	0	1	0	0	4	7.5
vs. Cornell	11/20/14		20	4-7	.571	0-0	.000	0-0	.000	1	6	7	5.7	0	0	1	1	2	0	8	7.7
vs. Charlotte	11/21/14		24	2-4	.500	0-0	.000	0-0	.000	1	6	7	6.0	1	0	1	2	3	0	4	6.8
vs. Akron	11/23/14		21	5-12	.417	0-1	.000	1-1	1.000	1	4	5	5.8	2	0	0	1	0	0	11	7.6
UNC Asheville	11/26/14	*	23	5-11	.455	2-2	1.000	5-6	.833	7	6	13	7.0	3	0	3	4	3	0	17	9.2
at Marshall	12/1/14	*	18	7-9	.778	1-1	1.000	0-0	.000	2	2	4	6.6	4	0	1	4	1	1	15	10.0
Oklahoma State	12/6/14	*	23	3-7	.429	0-1	.000	0-0	.000	2	3	5	6.4	0	0	1	0	3	1	6	9.5
Clemson	12/19/14	*	28	6-8	.750	0-1	.000	0-0	.000	1	1	2	5.9	3	0	1	1	3	2	12	9.8
Coker	12/21/14																				
NA&T	12/30/14																				
vs. Iowa State	1/3/15																				
Florida	1/7/15																				
at Ole Miss	1/10/15																				
Alabama	1/13/15																				
at Auburn	1/17/15																				
Tennessee	1/20/15																				
Kentucky	1/24/15																				
at LSU	1/28/15																				
Georgia	1/31/15																				
at Arkansas	2/3/15																				
at Vanderbilt	2/7/15																				
Missouri	2/10/15																				
at Kentucky	2/14/15																				
at Georgia	2/17/15																				
Texas A&M	2/21/15																				
at Alabama	2/24/15																				
Mississippi State	2/28/15																				
Arkansas	3/5/15																				
at Tennessee	3/7/15																				

Per 40 Minutes	FGM	FTM	Rebs	Fouls	Assists	Blocks	Steals	Points
	7.9	2.3	11.3	3.0	1.7	3.2	0.9	18.7

CAREER STATISTICS

Season	GP-GS	Min	Avg	FG	FGA	Pct	3FG	3FGA	Pct	FT	FTA	Pct	Off	Def	Tot	Avg	PF	FO	Ast	TO	Blk	Stl	Pts	Avg
2012-13	23-10	304	13.2	38	85	.447	3	10	.300	22	36	.611	28	46	74	3.2	42	1	12	32	13	3	101	4.4
2013-14	33-1	426	12.9	65	121	.537	0	1	.000	29	42	.690	40	94	134	4.1	78	2	13	32	20	13	159	4.8
2014-15	9-4	188	20.9	37	66	.561	3	6	.500	11	13	.846	17	36	53	5.9	14	0	8	16	15	4	88	9.8
Totals	65-15	918	14.1	140	272	.515	6	17	.353	62	91	.681	85	176	261	4.0	134	3	33	80	48	20	348	5.4

CAREER SEC STATISTICS

Season	GP-GS	Min	Avg	FG	FGA	Pct	3FG	3FGA	Pct	FT	FTA	Pct	Off	Def	Tot	Avg	PF	FO	Ast	TO	Blk	Stl	Pts	Avg
2013	15-10	213	14.2	23	59	.390	2	7	.286	19	28	.679	17	35	52	3.5	30	1	5	22	11	2	67	4.5
2014	18-1	241	13.4	36	64	.563	0	1	.000	10	17	.588	19	53	72	4.0	51	2	9	22	12	9	82	4.6
Totals	33-11	454	13.8	59	123	.480	2	8	.250	29	45	.644	36	88	124	3.8	81	3	14	44	23	11	149	4.5



#25 - MINDAUGAS KACINAS

JUNIOR | FORWARD | 6'7" | 227 | 2 LETTERS

KLAIPEDA, LITHUANIA/WORD OF LIFE FIRE TRADITIONAL SCHOOL

SEASON NOTABLES

- Scored eight points and pulled down seven rebounds in exhib. win vs. Benedict
- Came just a point shy of a double-double, pulling down 11 rebounds with nine points against North Florida
- Led the team to a win over Cornell with 10 points and 11 rebounds, including seven offensive boards
- Went a perfect 5-5 from the floor to score 11 points against Charlotte, adding five offensive rebounds
- Pulled down five offensive rebounds and scored six points in 16 minutes vs. Akron
- Played a season-high 32 minutes and picked a career-high four steals in a win at Marshall
- Hit a career-best two 3-pointers and corralled 12 rebounds in a win over Oklahoma State, adding three assists

KACINAS' SUPERLATIVES

POINTS

Career: 18, vs. Rider (Nov. 19, 2012)
Season: 10, vs. Cornell (Nov. 20, 2014)

FIELD GOALS

Career: 8, vs. Rider (Nov. 19, 2012)
Season: 5, vs. Charlotte (Nov. 21, 2014)

FIELD GOAL ATTEMPTS

Career: 11, 3x, last at Clemson (Nov. 13, 2013)
Season: 8, vs. Cornell (Nov. 20, 2014)

3-POINT FIELD GOALS

Career: 2, vs. Oklahoma St. (Dec. 6, 2014)
Season: 2, vs. Oklahoma St. (Dec. 6, 2014)

3-POINT FIELD GOAL ATTEMPTS

Career: 4, vs. Oklahoma St. (Dec. 6, 2014)
Season: 4, vs. Oklahoma St. (Dec. 6, 2014)

FREE THROWS

Career: 6, twice, last vs. Auburn (March 12, 2014)
Season: 4, twice, last vs. Cornell (Nov. 20, 2014)

FREE THROW ATTEMPTS

Career: 8, twice, last vs. Auburn (March 12, 2014)
Season: 5, vs. North Florida (Nov. 14, 2014)

REBOUNDS

Career: 14, vs. Longwood (Nov. 9, 2013)
Season: 12, vs. Oklahoma St. (Dec. 6, 2014)

ASSISTS

Career: 3, 4x, last vs. Oklahoma St. (Dec. 6, 2014)
Season: 3, vs. Oklahoma St. (Dec. 6, 2014)

BLOCKS

Career: 3, vs. Appalachian State (Dec. 19, 2012)
Season: 2, twice, last vs. Oklahoma St. (Dec. 6, 2014)

STEALS

Career: 4, at Marshall (Dec. 1, 2014)
Season: 4, at Marshall (Dec. 1, 2014)

MINUTES PLAYED

Career: 36, 3x, last vs. Florida (March 4, 2014)
Season: 32, at Marshall (Dec. 1, 2014)

2014-15

Opponent	Date	GS	Min	FG-FGA	Pct	3FG-FGA	Pct	FT-FTA	Pct	Off	Def	Tot	Avg	PF	FO	A	TO	Blk	Stl	Pts	Avg
North Florida	11/14/14	25	2-5	.400	1-2	.500	4-5	.800	2	9	11	11.0	4	0	0	1	0	0	0	9	9.0
Baylor	11/18/14	15	0-2	.000	0-0	.000	0-0	.000	1	1	2	6.5	0	0	0	1	0	0	0	0	4.5
vs. Cornell	11/20/14	26	3-8	.375	0-0	.000	4-4	1.000	7	4	11	8.0	1	0	1	1	0	2	10	6.3	
vs. Charlotte	11/21/14	23	5-5	1.000	0-0	.000	1-1	1.000	5	1	6	7.5	4	0	0	1	1	0	0	11	7.5
vs. Akron	11/23/14	16	3-4	.750	0-0	.000	0-0	.000	5	0	5	7.0	1	0	0	2	0	0	6	7.2	
UNC Asheville	11/26/14	18	2-3	.667	0-0	.000	0-0	.000	1	3	4	6.5	2	0	0	1	2	0	4	6.7	
at Marshall	12/1/14	32	0-2	.000	0-0	.000	2-4	.500	3	2	5	6.3	2	0	2	1	0	4	2	6.0	
Oklahoma State	12/6/14	30	3-7	.429	2-4	.500	1-2	.500	4	8	12	7.0	2	0	3	1	2	1	9	6.4	
Clemson	12/19/14	25	2-4	.500	0-0	.000	2-2	1.000	1	4	5	6.8	0	0	1	0	0	1	6	6.3	
Coker	12/21/14																				
NA&T	12/30/14																				
vs. Iowa State	1/3/15																				
Florida	1/7/15																				
at Ole Miss	1/10/15																				
Alabama	1/13/15																				
at Auburn	1/17/15																				
Tennessee	1/20/15																				
Kentucky	1/24/15																				
at LSU	1/28/15																				
Georgia	1/31/15																				
at Arkansas	2/3/15																				
at Vanderbilt	2/7/15																				
Missouri	2/10/15																				
at Kentucky	2/14/15																				
at Georgia	2/17/15																				
Texas A&M	2/21/15																				
at Alabama	2/24/15																				
Mississippi State	2/28/15																				
Arkansas	3/5/15																				
at Tennessee	3/7/15																				

Per 40 Minutes	FGM	FTM	Rebs	Fouls	Assists	Blocks	Steals	Points
	3.8	2.7	11.6	3.0	1.3	1.0	1.5	10.9

CAREER STATISTICS

Season	GP-GS	Min	Avg	FG	FGA	Pct	3FG	3FGA	Pct	FT	FTA	Pct	Off	Def	Tot	Avg	PF	FO	Ast	TO	Blk	Stl	Pts	Avg
2012-13	31-9	606	19.5	57	110	.518	4	20	.200	34	50	.680	50	66	116	3.7	67	1	21	46	15	10	152	4.9
2013-14	34-27	818	24.1	70	126	.556	0	2	.000	50	77	.649	80	95	175	5.1	103	4	12	53	21	31	190	5.6
2014-15	9-0	210	23.3	20	40	.500	3	8	.375	14	18	.778	29	32	61	6.8	16	0	7	9	5	8	57	6.3
Totals	74-36	1634	22.1	147	276	.533	7	30	.233	98	145	.676	159	193	352	4.8	186	5	40	108	41	49	399	5.4

CAREER SEC STATISTICS

Season	GP-GS	Min	Avg	FG	FGA	Pct	3FG	3FGA	Pct	FT	FTA	Pct	Off	Def	Tot	Avg	PF	FO	Ast	TO	Blk	Stl	Pts	Avg
2013	17-4	255	15.0	16	40	.400	1	7	.143	11	16	.688	14	27	41	2.4	32	0	7	18	2	4	44	2.6
2014	18-11	382	21.2	34	57	.596	0	0	.000	24	36	.667	38	38	76	4.2	58	2	2	23	13	20	92	5.1
Totals	35-15	637	18.2	50	97	.515	1	7	.143	35	52	.673	52	65	117	3.3	90	2	9	41	15	24	136	3.9



#35 - BRIAN STEELE

JUNIOR | FORWARD | 6'5" | 194 | 2 LETTERS
GREENVILLE, S.C./WADE HAMPTON SCHOOL

SEASON NOTABLES

- Suffered a knee injury prior to the start of preseason, but was available for the first game of the year
- Hit a pair of threes in 15 minutes of action against North Florida

STEELE'S SUPERLATIVES

POINTS

Career: 8, vs. Georgia (Feb. 22, 2014)
Season: 6, vs. North Florida (Nov. 14, 2014)

FIELD GOALS

Career: 3, at Tennessee (Feb. 8, 2014)
Season: 2, vs. North Florida (Nov. 14, 2014)

FIELD GOAL ATTEMPTS

Career: 7, 3x, last vs. Cornell (Nov. 20, 2014)
Season: 4, vs. North Florida (Nov. 14, 2014)

3-POINT FIELD GOALS

Career: 2, 3x, last vs. North Florida (Nov. 14, 2014)
Season: 2, vs. North Florida (Nov. 14, 2014)

3-POINT FIELD GOAL ATTEMPTS

Career: 5, twice, last vs. Georgia (Feb. 22, 2014)
Season: 4, vs. North Florida (Nov. 14, 2014)

FREE THROWS

Career: 2, twice, last vs. Georgia (Feb. 22, 2014)
Season:

FREE THROW ATTEMPTS

Career: 2, 3x, last vs. Georgia (Feb. 22, 2014)
Season:

REBOUNDS

Career: 7, vs. Miss. State (March 13, 2013)
Season: 3, vs. Cornell (Nov. 20, 2014)

ASSISTS

Career: 3, twice, last at Auburn (Feb. 26, 2014)
Season: 2, vs. Cornell (Nov. 20, 2014)

BLOCKS

Career:
Season:

STEALS

Career: 2, vs. Texas A&M (Jan. 29, 2014)
Season: 1, 3x, last vs. UNC Asheville (Nov. 26, 2014)

MINUTES PLAYED

Career: 26, at Tennessee (Feb. 8, 2014)
Season: 16, vs. Cornell (Nov. 20, 2014)

2014-15

Opponent	Date	GS	Min	FG-FGA	Pct	3FG-FGA	Pct	FT-FTA	Pct	Off	Def	Tot	Avg	PF	FO	A	TO	Blk	Sd	Pts	Avg
North Florida	11/14/14	15	2-4	.500	2-4	.500	0-0	.000	0	2	2	2.0	0	0	0	0	0	0	0	6	6.0
Baylor	11/18/14	8	0-2	.000	0-2	.000	0-0	.000	0	0	0	1.0	1	0	0	0	0	0	0	0	3.0
vs. Cornell	11/20/14	16	1-7	.143	1-4	.250	0-0	.000	0	3	3	1.7	1	0	2	1	0	1	3	3.0	
vs. Charlotte	11/21/14	8	0-1	.000	0-0	.000	0-0	.000	0	2	2	1.8	1	0	0	0	0	1	0	2.3	
vs. Akron	11/23/14	2	0-0	.000	0-0	.000	0-0	.000	0	0	0	1.4	1	0	1	0	0	1	0	1.8	
UNC Asheville	11/26/14																				
DNP - Coach's Decision																					
at Marshall	12/1/14	4	0-1	.000	0-1	.000	0-0	.000	0	0	0	1.2	1	0	0	0	0	0	0	0	1.5
Oklahoma State	12/6/14	2	0-0	.000	0-0	.000	0-0	.000	0	0	0	1.0	0	0	0	0	0	0	0	0	1.3
Clemson	12/19/14	2	0-0	.000	0-0	.000	0-0	.000	0	0	0	0.8	0	0	0	0	0	0	0	0	1.1
Coker	12/21/14																				
NA&T	12/30/14																				
vs. Iowa State	1/3/15																				
Florida	1/7/15																				
at Ole Miss	1/10/15																				
Alabama	1/13/15																				
at Auburn	1/17/15																				
Tennessee	1/20/15																				
Kentucky	1/24/15																				
at LSU	1/28/15																				
Georgia	1/31/15																				
at Arkansas	2/3/15																				
at Vanderbilt	2/7/15																				
Missouri	2/10/15																				
at Kentucky	2/14/15																				
at Georgia	2/17/15																				
Texas A&M	2/21/15																				
at Alabama	2/24/15																				
Mississippi State	2/28/15																				
Arkansas	3/5/15																				
at Tennessee	3/7/15																				

Per 40 Minutes	FGM	FTM	Rebs	Fouls	Assists	Blocks	Steals	Points
	2.1	0.0	4.9	3.5	2.8	0.0	2.1	6.3

CAREER STATISTICS

Season	GP-GS	Min	Avg	FG	FGA	Pct	3FG	3FGA	Pct	FT	FTA	Pct	Off	Def	Tot	Avg	PF	FO	Ast	TO	Blk	Stl	Pts	Avg
2012-13	7-4	79	11.3	5	19	.263	4	14	.286	2	3	.667	4	11	15	2.1	12	1	8	5	0	3	16	2.3
2013-14	22-0	218	9.9	18	44	.409	10	27	.370	2	5	.400	7	17	24	1.1	30	1	11	8	0	5	48	2.2
2014-15	8-0	57	7.1	3	15	.200	3	12	.250	0	0	.000	0	7	7	0.9	5	0	3	2	0	3	9	1.1
Totals	37-4	354	9.6	26	78	.333	17	53	.321	4	8	.500	11	35	46	1.2	47	2	23	15	0	11	73	2.0

CAREER SEC STATISTICS

Season	GP-GS	Min	Avg	FG	FGA	Pct	3FG	3FGA	Pct	FT	FTA	Pct	Off	Def	Tot	Avg	PF	FO	Ast	TO	Blk	Stl	Pts	Avg
2013	4-3	56	14.0	4	11	.364	4	10	.400	0	0	.000	1	6	7	1.8	10	1	6	2	0	2	12	3.0
2014	13-0	124	9.5	14	35	.400	7	21	.333	2	5	.400	4	12	16	1.2	18	0	8	4	0	5	37	2.8
Totals	17-3	180	10.6	18	46	.391	11	31	.355	2	5	.400	5	18	23	1.4	28	1	14	6	0	7	49	2.9



#21 - DEMETRIUS HENRY

SOPHOMORE | FORWARD | 6'9" | 226 | 1 LETTER

MIAMI, FLA./FAITH BAPTIST CHRISTIAN SCHOOL

SEASON NOTABLES

- Scored 15 points and collected seven rebounds in exhib. win vs. Benedict
- Led the team in scoring with 12 points in 20 minutes against North Florida
- Pulled down eight rebounds against Baylor
- Led the team with nine rebounds against Akron
- Scored a career-high 15 points with eight rebounds and three blocks against UNC Asheville
- Blocked a pair of shots with eight points and five rebounds in just 16 minutes against Clemson

HENRY'S SUPERLATIVES

POINTS

Career: 15, vs. UNC Asheville (Nov. 26, 2014)
Season: 15, vs. UNC Asheville (Nov. 26, 2014)

FIELD GOALS

Career: 7, vs. FIU (Nov. 24, 2013)
Season: 6, twice, last vs. UNC Asheville (Nov. 26, 2014)

FIELD GOAL ATTEMPTS

Career: 11, twice, last vs. UNC Asheville (Nov. 26, 2014)
Season: 11, vs. UNC Asheville (Nov. 26, 2014)

3-POINT FIELD GOALS

Career:
Season:

3-POINT FIELD GOAL ATTEMPTS

Career: 1, vs. Arkansas (March 13, 2014)
Season: 1, vs. Clemson (Dec. 20, 2014)

FREE THROWS

Career: 3, vs. UNC Asheville (Nov. 26, 2014)
Season: 3, vs. UNC Asheville (Nov. 26, 2014)

FREE THROW ATTEMPTS

Career: 4, 4x, last vs. UNC Asheville (Nov. 26, 2014)
Season: 4, vs. UNC Asheville (Nov. 26, 2014)

REBOUNDS

Career: 11, vs. SC State (Jan. 3, 2014)
Season: 9, vs. Akron (Nov. 23, 2014)

ASSISTS

Career: 3, at Mississippi State (March 8, 2014)
Season: 1, vs. Baylor (Nov. 18, 2014)

BLOCKS

Career: 3, vs. UNC Asheville (Nov. 26, 2014)
Season: 3, vs. UNC Asheville (Nov. 26, 2014)

STEALS

Career: 2, 3x, at Arkansas (Feb. 19, 2014)
Season:

MINUTES PLAYED

Career: 32, twice, last vs. UNC Asheville (Nov. 26, 2014)
Season: 32, vs. UNC Asheville (Nov. 26, 2014)

2014-15

Opponent	Date	GS	Min	FG-FGA	Pct	3FG-FGA	Pct	FT-FTA	Pct	Off	Def	Tot	Avg	PF	FO	A	TO	Blk	Sd	Pts	Avg
North Florida	11/14/14	*	20	6-9	.667	0-0	.000	0-0	.000	0	2	2	2.0	5	1	0	2	1	0	12	12.0
Baylor	11/18/14	*	25	1-4	.250	0-0	.000	2-2	1.000	5	3	8	5.0	4	0	1	0	1	0	4	8.0
vs. Cornell	11/20/14	*	13	1-3	.333	0-0	.000	0-0	.000	1	0	1	3.7	3	0	0	1	0	0	2	6.0
vs. Charlotte	11/21/14	*	13	2-2	1.000	0-0	.000	0-0	.000	0	1	1	3.0	4	0	0	1	0	0	4	5.5
vs. Akron	11/23/14	*	27	1-7	.143	0-0	.000	1-3	.333	2	7	9	4.2	4	0	0	2	1	0	3	5.0
UNC Asheville	11/26/14	*	32	6-11	.545	0-0	.000	3-4	.750	2	6	8	4.8	2	0	0	1	3	0	15	6.7
at Marshall	12/1/14	*	15	2-4	.500	0-1	.000	0-0	.000	2	2	4	4.6	5	1	0	2	0	1	4	6.3
Oklahoma State	12/6/14	*	17	1-5	.200	0-0	.000	2-2	1.000	0	1	1	4.1	4	0	0	4	2	0	4	6.0
Clemson	12/19/14	*	16	3-4	.750	0-1	.000	2-2	1.000	1	4	5	4.2	4	0	1	2	2	0	8	6.2
Coker	12/21/14																				
NA&T	12/30/14																				
vs. Iowa State	1/3/15																				
Florida	1/7/15																				
at Ole Miss	1/10/15																				
Alabama	1/13/15																				
at Auburn	1/17/15																				
Tennessee	1/20/15																				
Kentucky	1/24/15																				
at LSU	1/28/15																				
Georgia	1/31/15																				
at Arkansas	2/3/15																				
at Vanderbilt	2/7/15																				
Missouri	2/10/15																				
at Kentucky	2/14/15																				
at Georgia	2/17/15																				
Texas A&M	2/21/15																				
at Alabama	2/24/15																				
Mississippi State	2/28/15																				
Arkansas	3/5/15																				
at Tennessee	3/7/15																				

Per 40 Minutes	FGM	FTM	Rebs	Fouls	Assists	Blocks	Steals	Points
	5.2	2.2	8.5	7.9	0.4	2.2	0.2	12.6

CAREER STATISTICS

Season	GP-GS	Min	Avg	FG	FGA	Pct	3FG	3FGA	Pct	FT	FTA	Pct	Off	Def	Tot	Avg	PF	FO	Ast	TO	Blk	Stl	Pts	Avg
2013-14	34-29	611	18.0	63	152	.414	0	1	.000	9	37	.243	55	59	114	3.4	118	6	13	28	20	16	135	4.0
2014-15	9-9	178	19.8	23	49	.469	0	2	.000	10	13	.769	12	26	38	4.2	35	2	2	15	10	1	56	6.2
Totals	43-38	789	18.3	86	201	.428	0	3	.000	19	50	.380	67	85	152	3.5	153	8	15	43	30	17	191	4.4

CAREER SEC STATISTICS

Season	GP-GS	Min	Avg	FG	FGA	Pct	3FG	3FGA	Pct	FT	FTA	Pct	Off	Def	Tot	Avg	PF	FO	Ast	TO	Blk	Stl	Pts	Avg
2014	18-13	278	15.4	16	53	.302	0	0	.000	4	17	.235	23	18	41	2.3	58	1	9	11	9	9	36	2.0



#20 - JUSTIN MCKIE

SOPHOMORE | GUARD | 6'4" | 195 | 1 LETTER

COLUMBIA, S.C./IRMO

SEASON NOTABLES

- Suffered a concussion during the preseason and was unavailable for the exhib. vs. Benedict
- Hit a career-high three free throws in eight minutes of the season opener against North Florida
- Made both free throws and a pair of threes in a perfect shooting day, scoring a career-high eight points versus Cornell
- Matched his career high with eight points against UNC Asheville, making a pair of 3-pointers in the win
- Played a career-high 22 minutes, scoring 12 points to set a new high-water mark for his career
- Set new career highs in blocks and steals in a win over Oklahoma State

MCKIE'S SUPERLATIVES

POINTS

Career: 12, at Marshall (Dec. 1, 2014)
Season: 12, at Marshall (Dec. 1, 2014)

FIELD GOALS

Career: 5, at Marshall (Dec. 1, 2014)
Season: 5, at Marshall (Dec. 1, 2014)

FIELD GOAL ATTEMPTS

Career: 8, at Marshall (Dec. 1, 2014)
Season: 8, at Marshall (Dec. 1, 2014)

3-POINT FIELD GOALS

Career: 2, twice, last vs. UNC Asheville (Nov. 26, 2014)
Season: 2, twice, last vs. UNC Asheville (Nov. 26, 2014)

3-POINT FIELD GOAL ATTEMPTS

Career: 3, twice, last at Marshall (Dec. 1, 2014)
Season: 3, twice, last at Marshall (Dec. 1, 2014)

FREE THROWS

Career: 3, vs. North Florida (Nov. 14, 2014)
Season: 3, vs. North Florida (Nov. 14, 2014)

FREE THROW ATTEMPTS

Career: 4, vs. North Florida (Nov. 14, 2014)
Season: 4, vs. North Florida (Nov. 14, 2014)

REBOUNDS

Career: 4, 4x, last vs. Oklahoma St. (Dec. 6, 2014)
Season: 4, twice, last vs. Oklahoma St. (Dec. 6, 2014)

ASSISTS

Career: 2, twice, last at Ole Miss (Feb. 1, 2014)
Season: 1, twice, last vs. Oklahoma St. (Dec. 6, 2014)

BLOCKS

Career: 1, vs. Oklahoma St. (Dec. 6, 2014)
Season: 1, vs. Oklahoma St. (Dec. 6, 2014)

STEALS

Career: 2, vs. Oklahoma St. (Dec. 6, 2014)
Season: 2, vs. Oklahoma St. (Dec. 6, 2014)

MINUTES PLAYED

Career: 22, at Marshall (Dec. 1, 2014)
Season: 22, at Marshall (Dec. 1, 2014)

2014-15

Opponent	Date	GS	Min	FG-FGA	Pct	3FG-FGA	Pct	FT-FTA	Pct	Off	Def	Tot	Avg	PF	FO	A	TO	Blk	Sd	Pts	Avg
North Florida	11/14/14		8	0-3	.000	0-2	.000	3-4	.750	0	0	0	0.0	2	0	0	0	0	0	3	3.0
Baylor	11/18/14									DNP - Coach's Decision											
vs. Cornell	11/20/14		8	2-2	1.000	2-2	1.000	2-2	1.000	1	2	3	1.5	1	0	0	0	0	0	8	5.5
vs. Charlotte	11/21/14		3	0-1	.000	0-1	.000	0-0	.000	1	0	1	1.3	0	0	1	0	0	0	0	3.7
vs. Akron	11/23/14									DNP - Coach's Decision											
UNC Asheville	11/26/14		13	3-5	.600	2-3	.667	0-0	.000	0	1	1	1.3	1	0	0	0	0	0	8	4.8
at Marshall	12/1/14		22	5-8	.625	1-3	.333	1-3	.333	0	4	4	1.8	1	0	0	1	0	1	12	6.2
Oklahoma State	12/6/14		18	2-4	.500	1-2	.500	1-2	.500	0	4	4	2.2	1	0	1	0	1	2	6	6.2
Clemson	12/19/14		14	1-5	.200	1-4	.250	2-2	1.000	0	2	2	2.1	1	0	0	0	0	0	5	6.0
Coker	12/21/14																				
NA&T	12/30/14																				
vs. Iowa State	1/3/15																				
Florida	1/7/15																				
at Ole Miss	1/10/15																				
Alabama	1/13/15																				
at Auburn	1/17/15																				
Tennessee	1/20/15																				
Kentucky	1/24/15																				
at LSU	1/28/15																				
Georgia	1/31/15																				
at Arkansas	2/3/15																				
at Vanderbilt	2/7/15																				
Missouri	2/10/15																				
at Kentucky	2/14/15																				
at Georgia	2/17/15																				
Texas A&M	2/21/15																				
at Alabama	2/24/15																				
Mississippi State	2/28/15																				
Arkansas	3/5/15																				
at Tennessee	3/7/15																				

Per 40 Minutes	FGM	FTM	Rebs	Fouls	Assists	Blocks	Steals	Points
	6.0	4.2	7.0	3.3	0.9	0.5	1.9	19.5

CAREER STATISTICS

Season	GP-GS	Min	Avg	FG	FGA	Pct	3FG	3FGA	Pct	FT	FTA	Pct	Off	Def	Tot	Avg	PF	FO	Ast	TO	Blk	Stl	Pts	Avg
2013-14	17-0	80	4.7	3	17	.176	1	8	.125	2	4	.500	4	12	16	0.9	8	0	5	5	0	3	9	0.5
2014-15	7-0	86	12.3	13	28	.464	7	17	.412	9	13	.692	2	13	15	2.1	7	0	2	1	1	4	42	6.0
Totals	24-0	166	6.9	16	45	.356	8	25	.320	11	17	.647	6	25	31	1.3	15	0	7	6	1	7	51	2.1

CAREER SEC STATISTICS

Season	GP-GS	Min	Avg	FG	FGA	Pct	3FG	3FGA	Pct	FT	FTA	Pct	Off	Def	Tot	Avg	PF	FO	Ast	TO	Blk	Stl	Pts	Avg
2014	9-0	56	6.2	2	11	.182	1	5	.200	0	0	.000	1	9	10	1.1	7	0	5	5	0	2	5	0.6



#10 - DUANE NOTICE

SOPHOMORE | GUARD | 6'2" | 212 | 1 LETTER

WOODBIDGE, ONTARIO, CANADA/ST. THOMAS MORE (OAKDALE, CONN.)

SEASON NOTABLES

- Dished a team best nine assists and scored 10 points in exhib. win vs. Benedict
- Put together a stacked score line of eight points, four rebounds and five assists vs. North Florida
- Played 35 minutes, committing just one turnover with five assists and nine points against Charlotte
- Scored 12 points with four assists against Akron
- Hit 4-of-6 shots for 12 points in a win over UNC Asheville
- Had a career night at Marshall, scoring 27 points on 10-of-18 shooting to lead the team to a big win
- Notched his second-straight 20-point game in a win over Oklahoma State, scoring 20 on 7-of-13 shooting with four rebounds
- Scored 14 of his game-high 19 points in the second half, connecting on a career-high five 3-pointers in a win over Clemson

NOTICE'S SUPERLATIVES

POINTS

Career: 27, at Marshall (Dec. 1, 2014)
Season: 27, at Marshall (Dec. 1, 2014)

FIELD GOALS

Career: 10, at Marshall (Dec. 1, 2014)
Season: 10, at Marshall (Dec. 1, 2014)

FIELD GOAL ATTEMPTS

Career: 18, at Marshall (Dec. 1, 2014)
Season: 18, at Marshall (Dec. 1, 2014)

3-POINT FIELD GOALS

Career: 5, vs. Clemson (Dec. 20, 2014)
Season: 5, vs. Clemson (Dec. 20, 2014)

3-POINT FIELD GOAL ATTEMPTS

Career: 9, vs. Clemson (Dec. 20, 2014)
Season: 9, vs. Clemson (Dec. 20, 2014)

FREE THROWS

Career: 7, at Arkansas (Feb. 19, 2014)
Season: 5, at Marshall (Dec. 1, 2014)

FREE THROW ATTEMPTS

Career: 10, at Georgia (Jan. 22, 2014)
Season: 5, twice, last at Marshall (Dec. 1, 2014)

REBOUNDS

Career: 8, vs. Auburn (March 12, 2014)
Season: 5, at Marshall (Dec. 1, 2014)

ASSISTS

Career: 8, vs. SC State (Jan. 3, 2014)
Season: 5, twice, last vs. Charlotte (Nov. 21, 2014)

BLOCKS

Career: 1, 6x, last vs. Clemson (Dec. 20, 2014)
Season: 1, twice, last vs. Clemson (Dec. 20, 2014)

STEALS

Career: 2, 4x, last at Marshall (Dec. 1, 2014)
Season: 2, twice, last at Marshall (Dec. 1, 2014)

MINUTES PLAYED

Career: 37, vs. Vanderbilt (Feb. 13, 2014)
Season: 36, twice, last at Marshall (Dec. 1, 2014)

2014-15

Opponent	Date	GS	Min	FG-FGA	Pct	3FG-FGA	Pct	FT-FTA	Pct	Off	Def	Tot	Avg	PF	FO	A	TO	Blk	Sd	Pts	Avg
North Florida	11/14/14	*	21	2-5	.400	1-1	1.000	3-4	.750	0	4	4	4.0	1	0	5	1	0	1	8	8.0
Baylor	11/18/14	*	15	0-2	.000	0-0	.000	0-0	.000	0	0	0	2.0	3	0	0	1	0	1	0	4.0
vs. Cornell	11/20/14	*	23	1-4	.250	0-1	.000	4-5	.800	0	1	1	1.7	1	0	4	1	0	0	6	4.7
vs. Charlotte	11/21/14	*	35	3-10	.300	1-4	.250	2-2	1.000	1	2	3	2.0	1	0	5	1	0	1	9	5.8
vs. Akron	11/23/14	*	36	5-9	.556	1-3	.333	1-1	1.000	0	2	2	2.0	1	0	4	2	0	1	12	7.0
UNC Asheville	11/26/14	*	25	4-6	.667	2-4	.500	2-4	.500	0	1	1	1.8	2	0	1	3	1	2	12	7.8
at Marshall	12/1/14	*	36	10-18	.556	2-8	.250	5-5	1.000	1	4	5	2.3	3	0	4	1	0	2	27	10.6
Oklahoma State	12/6/14	*	32	7-13	.538	3-6	.500	3-3	1.000	0	4	4	2.5	2	0	2	2	0	1	20	11.8
Clemson	12/19/14	*	31	7-15	.467	5-9	.556	0-0	.000	1	3	4	2.7	1	0	1	3	1	1	19	12.6
Coker	12/21/14																				
NA&T	12/30/14																				
vs. Iowa State	1/3/15																				
Florida	1/7/15																				
at Ole Miss	1/10/15																				
Alabama	1/13/15																				
at Auburn	1/17/15																				
Tennessee	1/20/15																				
Kentucky	1/24/15																				
at LSU	1/28/15																				
Georgia	1/31/15																				
at Arkansas	2/3/15																				
at Vanderbilt	2/7/15																				
Missouri	2/10/15																				
at Kentucky	2/14/15																				
at Georgia	2/17/15																				
Texas A&M	2/21/15																				
at Alabama	2/24/15																				
Mississippi State	2/28/15																				
Arkansas	3/5/15																				
at Tennessee	3/7/15																				

Per 40 Minutes	FGM	FTM	Rebs	Fouls	Assists	Blocks	Steals	Points
	6.1	3.1	3.8	2.4	4.1	0.3	1.6	17.8

CAREER STATISTICS

Season	GP-GS	Min	Avg	FG	FGA	Pct	3FG	3FGA	Pct	FT	FTA	Pct	Off	Def	Tot	Avg	PF	FO	Ast	TO	Blk	Stl	Pts	Avg
2013-14	34-22	856	25.2	90	237	.380	21	58	.362	78	116	.672	35	64	99	2.9	72	2	99	89	4	20	279	8.2
2014-15	9-9	254	28.2	39	82	.476	15	36	.417	20	24	.833	3	21	24	2.7	15	0	26	15	2	10	113	12.6
Totals	43-31	1110	25.8	129	319	.404	36	94	.383	98	140	.700	38	85	123	2.8	87	2	125	104	6	30	392	9.1

CAREER SEC STATISTICS

Season	GP-GS	Min	Avg	FG	FGA	Pct	3FG	3FGA	Pct	FT	FTA	Pct	Off	Def	Tot	Avg	PF	FO	Ast	TO	Blk	Stl	Pts	Avg
2014	18-14	516	28.7	48	133	.361	8	30	.267	46	71	.648	19	34	53	2.9	41	1	50	58	1	11	150	8.3



#15 - REGGIE THEUS JR.

SOPHOMORE | FORWARD | 6'6" | 221 | 1 LETTER

LOS ANGELES, CALIF./FAIRFAX

SEASON NOTABLES

- Scored two points in exhib. win vs. Benedict
- Played four minutes in the season opener against North Florida, picking up one steal
- Scored his first points of the season on a dunk against UNC Asheville

THEUS JR.'S SUPERLATIVES

POINTS

Career: 3, vs. Marshall (Dec. 30, 2013)
Season: 2, vs. UNC Asheville (Nov. 26, 2014)

FIELD GOALS

Career: 1, 3x, last vs. UNC Asheville (Nov. 26, 2014)
Season: 1, vs. UNC Asheville (Nov. 26, 2014)

FIELD GOAL ATTEMPTS

Career: 2, twice, last vs. Marshall (Dec. 30, 2013)
Season: 1, vs. UNC Asheville (Nov. 26, 2014)

3-POINT FIELD GOALS

Career:
Season:

3-POINT FIELD GOAL ATTEMPTS

Career:
Season:

FREE THROWS

Career: 1, 3x, vs. Florida (March 4, 2014)
Season:

FREE THROW ATTEMPTS

Career: 4, vs. Marshall (Dec. 30, 2013)
Season:

REBOUNDS

Career: 3, vs. Marshall (Dec. 30, 2013)
Season:

ASSISTS

Career: 1, twice, last at Georgia (Jan. 22, 2014)
Season:

BLOCKS

Career:
Season:

STEALS

Career: 1, 4x, last vs. UNC Asheville (Nov. 26, 2014)
Season: 1, 3x, last vs. UNC Asheville (Nov. 26, 2014)

MINUTES PLAYED

Career: 13, at Georgia (Jan. 22, 2014)
Season: 4, twice, last vs. Cornell (Nov. 20, 2014)

2014-15

Opponent	Date	GS	Min	FG-FGA	Pct	3FG-FGA	Pct	FT-FTA	Pct	Off	Def	Tot	Avg	PF	FO	A	TO	Blk	Sd	Pts	Avg
North Florida	11/14/14	4		0-0	.000	0-0	.000	0-0	.000	0	0	0	0.0	1	0	0	0	0	1	0	0.0
Baylor	11/18/14									DNP - Coach's Decision											
vs. Cornell	11/20/14	4		0-0	.000	0-0	.000	0-0	.000	0	0	0	0.0	0	0	0	0	0	1	0	0.0
vs. Charlotte	11/21/14	0+		0-0	.000	0-0	.000	0-0	.000	0	0	0	0.0	0	0	0	0	0	0	0	0.0
vs. Akron	11/23/14	1		1-1	1.000	0-0	.000	0-0	.000	0	0	0	0.0	0	0	0	1	0	0	2	0.5
UNC Asheville	11/26/14									DNP - Coach's Decision											
at Marshall	12/1/14	1		0-0	.000	0-0	.000	0-0	.000	0	0	0	0-0	0	0	0	0	0	0	0	0.4
Oklahoma State	12/6/14	2		0-0	.000	0-0	.000	0-0	.000	0	0	0	0.0	1	0	0	0	0	0	0	0.3
Clemson	12/19/14	2		0-0	.000	0-0	.000	0-0	.000	0	0	0	0.0	0	0	0	0	0	0	0	0.3
Coker	12/21/14																				
NA&T	12/30/14																				
vs. Iowa State	1/3/15																				
Florida	1/7/15																				
at Ole Miss	1/10/15																				
Alabama	1/13/15																				
at Auburn	1/17/15																				
Tennessee	1/20/15																				
Kentucky	1/24/15																				
at LSU	1/28/15																				
Georgia	1/31/15																				
at Arkansas	2/3/15																				
at Vanderbilt	2/7/15																				
Missouri	2/10/15																				
at Kentucky	2/14/15																				
at Georgia	2/17/15																				
Texas A&M	2/21/15																				
at Alabama	2/24/15																				
Mississippi State	2/28/15																				
Arkansas	3/5/15																				
at Tennessee	3/7/15																				

Per 40 Minutes	FGM	FTM	Rebs	Fouls	Assists	Blocks	Steals	Points
	2.9	0.0	0.0	2.9	0.0	0.0	8.6	5.7

CAREER STATISTICS

Season	GP-GS	Min	Avg	FG	FGA	Pct	3FG	3FGA	Pct	FT	FTA	Pct	Off	Def	Tot	Avg	PF	FO	Ast	TO	Blk	Stl	Pts	Avg
2013-14	11-0	39	3.5	2	7	.286	0	0	.000	3	10	.300	3	3	6	0.5	5	0	2	1	0	1	7	0.6
2014-15	7-0	14	2.0	1	1	1.000	0	0	.000	0	0	.000	0	0	0	0.0	1	0	0	2	0	3	2	0.3
Totals	18-0	53	2.9	3	8	.375	0	0	.000	3	10	.300	3	3	6	0.3	6	0	2	3	0	4	9	0.5

CAREER SEC STATISTICS

Season	GP-GS	Min	Avg	FG	FGA	Pct	3FG	3FGA	Pct	FT	FTA	Pct	Off	Def	Tot	Avg	PF	FO	Ast	TO	Blk	Stl	Pts	Avg
2014	5-0	22	4.4	0	1	.000	0	0	.000	2	6	.333	0	1	1	0.2	5	0	1	0	0	0	2	0.4



#0 - SINDARIUS THORNWELL

SOPHOMORE | GUARD | 6'5" | 215 | 1 LETTER

LANCASTER, S.C./OAK HILL ACADEMY (WILSON, VA.)

SEASON NOTABLES

- Tallied 14 points, and pulled down three rebounds and three blocks in exhib. win vs. Benedict
- Scored six points with four rebounds in 20 minutes against North Florida
- Passed out four assists to go with 16 points and two steals against Baylor
- Led the team with 14 points against Cornell, scoring 10 of the team's first 12 points in the game
- Surpassed 500 career points after leading all scorers with 20 in a loss to Charlotte, his eighth career 20-point game
- Scored 13 points with eight rebounds and three steals against Akron
- Picked a career-high six steals in a win over UNC Asheville
- Collected a team-high 10 rebounds in a win at Marshall, wrapping up his third career double-double
- Made a season-high seven free throws and scored 13 points to go with nine rebounds against Oklahoma State
- Committed no turnovers and led the team with seven rebounds in the win over Clemson

THORNWELL'S SUPERLATIVES

POINTS

Career: 26, at Georgia (Jan. 22, 2014)
Season: 20, vs. Charlotte (Nov. 21, 2014)

FIELD GOALS

Career: 9, 2x, last at Mississippi State (March 8, 2014)
Season: 8, vs. Charlotte (Nov. 21, 2014)

FIELD GOAL ATTEMPTS

Career: 24, vs. Charlotte (Nov. 21, 2014)
Season: 24, vs. Charlotte (Nov. 21, 2014)

3-POINT FIELD GOALS

Career: 4, vs. Ole Miss (Jan. 18, 2014)
Season: 3, vs. Cornell (Nov. 20, 2014)

3-POINT FIELD GOAL ATTEMPTS

Career: 10, twice, last vs. Charlotte (Nov. 21, 2014)
Season: 10, vs. Charlotte (Nov. 21, 2014)

FREE THROWS

Career: 10, twice, last vs. Georgia (Feb. 22, 2014)
Season: 7, vs. Oklahoma St. (Dec. 6, 2014)

FREE THROW ATTEMPTS

Career: 13, vs. Manhattan (Dec. 17, 2013)
Season: 9, vs. Oklahoma St. (Dec. 6, 2014)

REBOUNDS

Career: 11, 2x, last at Miss. State (March 8, 2014)
Season: 10, at Marshall (Dec. 1, 2014)

ASSISTS

Career: 9, vs. Auburn (Feb. 5, 2014)
Season: 4, twice, last vs. UNC Asheville (Nov. 26, 2014)

BLOCKS

Career: 2, 5x, last at Marshall (Dec. 1, 2014)
Season: 2, at Marshall (Dec. 1, 2014)

STEALS

Career: 6, vs. UNC Asheville (Nov. 26, 2014)
Season: 6, vs. UNC Asheville (Nov. 26, 2014)

MINUTES PLAYED

Career: 40, vs. Georgia (Feb. 22, 2014)
Season: 35, vs. Akron (Nov. 23, 2014)

2014-15

Opponent	Date	GS	Min	FG-FGA	Pct	3FG-FGA	Pct	FT-FTA	Pct	Off	Def	Tot	Avg	PF	FO	A	TO	Blk	Stl	Pts	Avg
North Florida	11/14/14	*	20	3-7	.429	0-1	.000	0-0	.000	3	1	4	4.0	0	0	2	1	1	1	6	6.0
Baylor	11/18/14	*	32	5-12	.412	1-6	.167	5-7	.714	0	3	3	3.5	5	1	4	2	0	2	16	11.0
vs. Cornell	11/20/14	*	23	5-11	.455	3-8	.375	1-2	.500	2	2	4	3.7	1	0	0	0	0	1	14	12.0
vs. Charlotte	11/21/14	*	34	8-24	.333	1-10	.100	3-4	.750	1	7	8	4.8	3	0	1	7	1	2	20	14.0
vs. Akron	11/23/14	*	35	4-12	.333	1-4	.250	4-4	1.000	5	3	8	5.4	3	0	1	4	1	3	13	13.8
UNC Asheville	11/26/14	*	32	5-13	.385	1-5	.200	1-2	.500	1	1	2	4.8	2	0	4	2	0	6	12	13.5
at Marshall	12/1/14	*	27	4-12	.333	0-4	.000	2-6	.333	3	7	10	5.6	4	0	3	1	2	3	10	13.0
Oklahoma State	12/6/14	*	27	3-9	.333	0-1	.000	7-9	.778	2	7	9	6.0	3	0	0	0	0	0	13	13.0
Clemson	12/19/14	*	26	1-5	.200	1-4	.250	3-4	.750	0	7	7	6.1	2	0	2	0	0	0	6	12.2
Coker	12/21/14																				
NA&T	12/30/14																				
vs. Iowa State	1/3/15																				
Florida	1/7/15																				
at Ole Miss	1/10/15																				
Alabama	1/13/15																				
at Auburn	1/17/15																				
Tennessee	1/20/15																				
Kentucky	1/24/15																				
at LSU	1/28/15																				
Georgia	1/31/15																				
at Arkansas	2/3/15																				
at Vanderbilt	2/7/15																				
Missouri	2/10/15																				
at Kentucky	2/14/15																				
at Georgia	2/17/15																				
Texas A&M	2/21/15																				
at Alabama	2/24/15																				
Mississippi State	2/28/15																				
Arkansas	3/5/15																				
at Tennessee	3/7/15																				

Per 40 Minutes	FGM	FTM	Rebs	Fouls	Assists	Blocks	Steals	Points
	5.9	4.1	8.6	3.6	2.7	0.8	2.8	17.2

CAREER STATISTICS

Season	GP-GS	Min	Avg	FG	FGA	Pct	3FG	3FGA	Pct	FT	FTA	Pct	Off	Def	Tot	Avg	PF	FO	Ast	TO	Blk	Stl	Pts	Avg
2013-14	34-34	1007	29.6	143	370	.386	37	100	.370	131	178	.736	48	91	139	4.1	100	2	101	106	21	40	454	13.4
2014-15	9-9	256	28.4	38	105	.362	8	43	.186	26	38	.684	17	38	55	6.1	23	1	17	17	5	18	110	12.2
Totals	43-43	1263	29.4	181	475	.381	45	143	.315	157	216	.727	65	129	194	4.5	123	3	118	123	26	58	564	13.1

CAREER SEC STATISTICS

Season	GP-GS	Min	Avg	FG	FGA	Pct	3FG	3FGA	Pct	FT	FTA	Pct	Off	Def	Tot	Avg	PF	FO	Ast	TO	Blk	Stl	Pts	Avg
2014	18-18	597	33.2	90	229	.393	21	60	.350	79	105	.752	29	56	85	4.7	55	2	72	75	13	21	280	15.6



#1 MARCUS STROMAN

FRESHMAN | GUARD | 6'2" | 183 | HS

COLUMBIA, S.C./KEENAN

SEASON NOTABLES

- Scored five points in exhibition win vs. Benedict, adding three assists
- Commanded the offense in his first regular season game, scoring six points with six assists and two steals in 25 minutes, all while committing zero turnovers.
- Led the bench scoring with 10 points, adding five rebounds and three assists against Baylor
- Picked up three steals and scored six points with three assists against Cornell
- Stacked the box score with nine points, six rebounds and four assists against Akron
- Scored seven points with six assists and four rebounds in a win over UNC Asheville
- Passed out five assists with four points and a season-high eight rebounds against Oklahoma State

STROMAN'S SUPERLATIVES

- POINTS**
10, vs. Baylor (Nov. 18, 2014)
- FIELD GOALS**
4, vs. Akron (Nov. 23, 2014)
- FIELD GOAL ATTEMPTS**
7, twice, last vs. Akron (Nov. 23, 2014)
- 3-POINT FIELD GOALS**
1, vs. Baylor (Nov. 18, 2014)
- 3-POINT FIELD GOAL ATTEMPTS**
3, vs. Baylor (Nov. 18, 2014)
- FREE THROWS**
4, vs. Cornell (Nov. 20, 2014)
- FREE THROW ATTEMPTS**
6, vs. Cornell (Nov. 20, 2014)
- REBOUNDS**
8, vs. Oklahoma St. (Dec. 6, 2014)
- ASSISTS**
6, twice, last vs. UNC Asheville (Nov. 26, 2014)
- BLOCKS**
1, vs. Baylor (Nov. 18, 2014)
- STEALS**
3, vs. Cornell (Nov. 20, 2014)
- MINUTES PLAYED**
27, vs. Baylor (Nov. 18, 2014)

2014-15

Opponent	Date	GS	Min	FG-FGA	Pct	3FG-FGA	Pct	FT-FTA	Pct	Off	Def	Tot	Avg	PF	FO	A	TO	Blk	Sd	Pts	Avg
North Florida	11/14/14	25	3-7	.429	0-1	.000	0-0	.000	0	3	3	3.0	1	0	6	0	0	2	6	6.0	
Baylor	11/18/14	27	3-6	.500	1-3	.333	3-4	.750	2	3	5	4.0	1	0	3	1	1	1	10	8.0	
vs. Cornell	11/20/14	25	1-6	.167	0-1	.000	4-6	.667	0	1	1	3.0	1	0	3	2	0	3	6	7.3	
vs. Charlotte	11/21/14	22	1-2	.500	0-0	.000	2-2	1.000	0	3	3	3.0	3	0	4	1	0	1	4	6.5	
vs. Akron	11/23/14	26	4-7	.571	0-0	.000	1-2	.500	2	4	6	3.6	3	0	4	3	0	0	9	7.0	
UNC Asheville	11/26/14	25	2-3	.667	0-0	.000	3-3	1.000	0	4	4	3.7	3	0	6	5	0	1	7	7.0	
at Marshall	12/1/14	25	2-4	.500	0-1	.000	2-4	.500	1	3	4	3.7	1	0	3	5	0	0	6	6.9	
Oklahoma State	12/6/14	25	2-6	.333	0-0	.000	0-1	.000	2	6	8	4.3	2	0	5	2	0	1	4	6.5	
Clemson	12/19/14	19	0-2	.000	0-1	.000	2-6	.333	0	3	3	4.1	1	0	2	2	0	0	2	6.0	
Coker	12/21/14																				
NA&T	12/30/14																				
vs. Iowa State	1/3/15																				
Florida	1/7/15																				
at Ole Miss	1/10/15																				
Alabama	1/13/15																				
at Auburn	1/17/15																				
Tennessee	1/20/15																				
Kentucky	1/24/15																				
at LSU	1/28/15																				
Georgia	1/31/15																				
at Arkansas	2/3/15																				
at Vanderbilt	2/7/15																				
Missouri	2/10/15																				
at Kentucky	2/14/15																				
at Georgia	2/17/15																				
Texas A&M	2/21/15																				
at Alabama	2/24/15																				
Mississippi State	2/28/15																				
Arkansas	3/5/15																				
at Tennessee	3/7/15																				

Per 40 Minutes	FGM	FTM	Rebs	Fouls	Assists	Blocks	Steals	Points
	3.3	3.1	6.8	2.9	6.6	0.2	1.6	9.9

CAREER STATISTICS

Season	GP-GS	Min	Avg	FG	FGA	Pct	3FG	3FGA	Pct	FT	FTA	Pct	Off	Def	Tot	Avg	PF	FO	Ast	TO	Blk	Stl	Pts	Avg
2014-15	9-0	219	24.3	18	43	.419	1	7	.143	17	28	.607	7	30	37	4.1	16	0	36	21	1	9	54	6.0

CAREER SEC STATISTICS

Season	GP-GS	Min	Avg	FG	FGA	Pct	3FG	3FGA	Pct	FT	FTA	Pct	Off	Def	Tot	Avg	PF	FO	Ast	TO	Blk	Stl	Pts	Avg
2015																								

THE LAST TIME IN SOUTH CAROLINA BASKETBALL ...

AN INDIVIDUAL ...

Scored 20 or more points:	South Carolina: Duane Notice (27), at Marshall Dec. 1, 2014 in Huntington, W.Va. Opponent: Andrew Rowsey (30), UNC Asheville, Nov. 26, 2014 in Columbia, S.C.
Scored 30 or more points:	South Carolina: Brenton Williams (32) at Missouri, Jan. 25, 2014 in Columbia, Mo. Opponent: Andrew Rowsey (30), UNC Asheville, Nov. 26, 2014 in Columbia, S.C.
Scored 35 or more points:	South Carolina: Brenton Williams (38) vs. Miss. State, March 6, 2013 in Columbia, S.C. Opponent: Michael Frazier II (37), Florida , March 4, 2014 in Columbia, S.C.
Scored 40 or more points:	South Carolina: N/A thru 1992-93 season Opponent: Austin Carr (43), Notre Dame, Dec. 30, 1969 in New Orleans, La.
Collected 20 or more rebounds:	South Carolina: Emmett Hall (23), vs. College of Charleston, Dec. 22, 1993 in Columbia, S.C. Opponent: Ekpe Udoh (20), Baylor , Jan. 2, 2010 in Columbia, S.C.
Collected 15 or more rebounds:	South Carolina: Lakeem Jackson (15), vs. UALR, Nov. 25, 2012 in Puerto Vallarta, Mexico Opponent: Julius Randle (15), Kentucky, March 1, 2014 in Columbia, S.C.
Made 12 or more field goals:	South Carolina: Devan Downey (12) vs. Georgia, Jan. 30, 2010 in Columbia, S.C. Opponent: Michael Frazier II (12), Florida, March 4, 2014 in Columbia, S.C.
Made 10 or more field goals:	South Carolina: Duane Notice (10), at Marshall Dec. 1, 2014 in Huntington, W.Va. Opponent: Elston Turner (10), Texas A&M, March 2, 2013 in College Station, Texas
Attempted 20 or more field goals:	South Carolina: Sindarius Thornwell (24), vs. Charlotte Nov. 21, 2014 in Charleston, S.C. Opponent: Michael Frazier II (21), Florida, March 4, 2014 in Columbia, S.C.
Attempted 25 or more field goals:	South Carolina: Devan Downey, 25, at Kentucky, Feb. 25, 2010 in Lexington, Ky. Opponent: Kemmy Burgess (Alaska-Anchorage), 26, Nov. 24, 2005 in Anchorage, Alaska
Dished 10 or more assists:	South Carolina: Devan Downey, 11, vs. LSU, March 13, 2008 in Atlanta, Ga. Opponent: 11, Dee Bost, Mississippi State, Feb. 29, 2012 in Columbia, S.C.
Swiped 5 or more steals:	South Carolina: Sindarius Thornwell, 6 vs. UNC Asheville, Nov. 26, 2014 in Columbia, S.C. Opponent: 5, Allen Payne, Auburn, Feb. 26, 2014 in Auburn, Ala.
Blocked 5 or more shots:	South Carolina: Damontre Harris, 5, vs. Georgia, Feb. 15, 2012 in Columbia, S.C. Opponent: Damian Jones (7), Vanderbilt, Feb. 13, 2014 in Columbia, S.C.
Made 5 or more 3-point field goals:	South Carolina: Duane Notice (5), vs. Clemson Dec. 19, 2014 in Columbia, S.C. Opponent: Andrew Rowsey (6), UNC Asheville, Nov. 26, 2014 in Columbia, S.C.
Attempted 8 or more 3-point field goals:	South Carolina: Duane Notice (9), vs. Clemson Dec. 19, 2014 in Columbia, S.C. Opponent: Austin Loop (10), Marshall, Dec. 1, 2014 in Huntington, W.Va.
Made 10 or more free throws:	South Carolina: Brenton Williams (15), vs. Kentucky, March 1, 2014 in Columbia, S.C. Opponent: Anthony Perez (10), Ole Miss, Jan. 18, 2014 in Columbia, S.C.
Attempted 15 or more free throws:	South Carolina: Brenton Williams (16) vs. Kentucky, March 1, 2014 in Columbia, S.C. Opponent: Shawn Smith (15), Marshall (Dec. 30, 2013) in Columbia, S.C.
Played all 40 minutes of regulation:	South Carolina: Brenton Williams, at Mississippi State, March 8, 2014 in Starkville, Miss. Opponent: Frank Sullivan, Auburn, Jan. 12, 2013 in Columbia, S.C.
A player hit a last-second shot (within 3 seconds) to win a game:	South Carolina: Bruce Ellington vs. Alabama, Jan. 25, 2012 in Columbia, S.C. Opponent: Brian Bryant, Mississippi State, Feb. 29, 2012 in Columbia, S.C.
A player had a double-double:	South Carolina: Sindarius Thornwell (10 points, 10 rebounds), at Marshall Dec. 1, 2014 in Huntington, W.Va. Opponent: Julius Randle (10 points, 15 rebounds), Kentucky, March 1, 2014 in Columbia, S.C.
Two or more players had a double-double:	S. Carolina: Michael Carrera (23 points, 10 rebounds) and Lakeem Jackson (11 points, 11 rebounds) at LSU, Jan. 16, 2013 in Baton Rouge, La. Opponent: Alex Oriakhi (18 points, 11 rebounds), Earnest Ross (21 points, 10 rebounds) Missouri, Jan. 22, 2013 in Columbia, Mo.
A player had a triple-double:	South Carolina: Sam Muldrow (16 points, 14 rebounds, 10 blocks) vs. Vanderbilt, Jan. 8, 2011 in Columbia, S.C. *** Only second triple-double in South Carolina history (Chuck Eidson (25 points, 10 rebounds, 10 assists) vs. SC State, Nov. 29, 2002 in Columbia, S.C. Opponent: Daniel Hackett (Southern California - 22 points, 10 rebounds, 10 assists), Nov. 17, 2007 in Columbia, S.C.
Scored 30 or more points in back-to-back games:	South Carolina: Devan Downey, 30 vs. Kentucky, Jan. 26, 2010 in Columbia, S.C. 33 vs. Georgia, Jan. 30, 2010, in Columbia, S.C.
Scored 25 or more points in back-to-back games:	South Carolina: Devan Downey, 33 vs. Georgia, Jan. 30, 2010, in Columbia, S.C. 26 at Tennessee, Feb. 6, 2010 in Knoxville, Tenn.

A TEAM...

Scored 100 or more points:	South Carolina: 103 vs. The Citadel, Nov. 12, 2007 in Columbia, S.C. Opponent: 107, Vanderbilt, Feb. 17, 1996 in Nashville, Tenn.
Scored 50 points or less:	South Carolina: 46, vs. Florida, March 4, 2014 in Columbia S.C. Opponent: 44, Clemson, Dec. 19, 2014 in Columbia, S.C.
Scored 50 points in a half:	South Carolina: 52 (2nd half) vs. UNC Asheville Nov. 26, 2014 in Columbia, S.C. Opponent: 52 (2nd half) vs. Georgia Jan. 22, 2014 in Athens, Ga.
Failed to score 25 points in a half:	South Carolina: 20 (2nd half), vs. Florida, March 4, 2014 in Columbia, S.C. Opponent: 15 (2nd half), Clemson, Dec. 19, 2014 in Columbia, S.C.

Collected 50 or more rebounds:	South Carolina: 50, vs. Longwood, Nov. 9, 2013 in Columbia, S.C. Opponent: 52, WKU, Nov. 27, 2010 in Bowling Green, Ky.
Shot 60% or better from the field:	South Carolina: 60.8% (31-51) at Western Carolina, Nov. 18, 2005 in Cullowhee, N.C. Opponent: 69.6% (32-46) Missouri, Feb. 28, 2013 in Columbia, S.C.
Shot 50% or better from the field:	South Carolina: 51.7% (31-60), vs. UNC Asheville, Nov. 26, 2014 in Columbia, S.C. Opponent: 52.1% (25-48) Auburn, Feb. 26, 2014 in Auburn, Ala.
Shot less than 30% from the field:	South Carolina: 26.3% (15-57), vs. Georgia, Feb. 22, 2014 in Columbia, S.C. Opponent: 28.6% (16-56), Marshall, Dec. 1, 2014 in Huntington, W.Va.
Shot 50% or better from 3-point range (at least 10 attempts):	South Carolina: 73.3% (11-15), vs. Auburn, March 12, Atlanta, Ga. Opponent 51.7% (15-29), UNC Asheville, Nov. 26, 2014 in Columbia, S.C.
Shot 20% or less from 3-point range (at least 10 attempts):	South Carolina: 20.0% (4-20), at Marshall Dec. 1, 2014 in Huntington, W.Va. Opponent: 19.2 % (5-26), Marshall, Dec. 1, 2014 in Huntington, W.Va.
Dished 20 or more assists:	South Carolina: 20, vs. Akron, Dec. 28, 2013, in Columbia, S.C. Opponent: 21, Georgia, Jan. 22, 2014 in Athens, Ga.
Made 35 or more shots:	South Carolina: 35 vs. Elon, Nov. 19, 2010 in Columbia, S.C. Opponent: 35, vs. Tennessee, March 5, 2009 in Columbia, S.C.
Attempted 80 or more shots:	South Carolina: 83 vs. WKU Nov. 27, 2010 in Bowling Green, Ky. Opponent: 83, LSU, Feb. 10, 1996 in Columbia, S.C.
Attempted 70 or more shots:	South Carolina: 72, vs. Providence, Dec. 1, 2011 in Columbia, S.C. Opponent: 79, WKU, Nov. 27, 2010 in Bowling Green, Ky.
Made 10 or more 3-pointers:	South Carolina: 11 vs. Auburn, March 12, 2014 in Atlanta, Ga. Opponent: 15, UNC Asheville, Nov. 26, 2014 in Columbia, S.C.
Did not make a 3-pointer:	South Carolina: 0, vs. Milwaukee, Nov. 11, 2012 in Columbia, S.C. Opponent: 0, Miss. State, Jan. 9, 2013 in Starkville, Miss.
Attempted 30 or more 3-pointers:	South Carolina: 31 vs. Alabama, Jan. 25, 2012 in Columbia, S.C. Opponent: 32, North Florida, Nov. 14, 2014 in Columbia, S.C.
Attempted 25 or more 3-pointers:	South Carolina: 27 vs. Rider, Nov. 19, 2012 in Columbia, S.C. Opponent: 29, UNC Asheville, Nov. 26, 2014 in Columbia, S.C.
Made 30 or more free throws:	South Carolina: 30 vs. Arkansas, March 13, 2014 in Atlanta, Ga. Opponent: 33, Kentucky, March 1, 2014 in Columbia, S.C.
Attempted 40 or more free throws:	South Carolina: 41 vs. Arkansas, March 13, 2014 in Atlanta, Ga. Opponent: 42, Kentucky, March 1, 2014 in Columbia, S.C.
Swiped 15 or more steals:	South Carolina: 15 vs. Vanderbilt, Jan. 16, 2010 in Columbia, S.C. Opponent: 17, Florida, March 4, 2014 in Columbia, S.C.
Blocked 12 or more shots:	South Carolina: 12, vs. Vanderbilt, Jan. 8, 2011 in Columbia, S.C. Opponent: 12, Clemson, Nov. 17, 2013 in Clemson, S.C.
Blocked 8 or more shots:	South Carolina: 10, vs. UNC Asheville, Nov. 26, 2014 in Columbia, S.C. Opponent: 9, Auburn, March 12, Atlanta, Ga.
Won by 30 or more points:	South Carolina: 38, vs. Longwood, Nov. 9, 2013 in Columbia, S.C. Opponent: 39, Florida, Jan. 30, 2013 in Gainesville, Fla.
Won by 20 or more points:	South Carolina: 23, vs. Clemson Dec. 19, 2014 in Columbia, S.C. Opponent: 26, Florida, March 4, 2014 in Columbia, S.C.
Played a single overtime game:	Win: 82-73 at LSU, Jan. 16, 2013 in Baton Rouge, La. Loss: 62-54 at Georgia, Feb. 23, 2013 in Athens, Ga.
Played a double overtime game:	Win: 87-85 vs. WKU, Nov. 27, 2010 in Bowling Green, Ky. Loss: 98-88 vs. Louisville, Feb. 20, 1988 in Columbia, S.C.
South Carolina played a No. 1 Team in the country:	Win: 68-62 vs. Kentucky, Jan. 26, 2010 in Columbia, S.C. Loss: 72-46 loss vs. Florida, March. 4, 2014 in Columbia, S.C.
South Carolina played a top-5 opponent:	Win: 68-62 vs. No. 1/1 Kentucky, Jan. 26, 2010 in Columbia, S.C. Loss: 75-36 loss to No. 4/4 Florida, Jan. 30, 2013 in Gainesville, Fla.
South Carolina played a top-10 opponent:	Win: 68-62 vs. No. 1/1 Kentucky, Jan. 26, 2010 in Columbia, S.C. Loss: 74-58 at No. 10/11 Florida, Jan. 8, 2014 in Gainesville, Fla.
South Carolina played a top-25 opponent:	Win: 72-67 win over No. 17/15 Kentucky, March 1, 2014 in Columbia, S.C. Loss: 79-52 at No. 9/11 Oklahoma State, Dec. 6, 2013 in Stillwater, Okla.
South Carolina defeated a ranked opponent:	Home: Win: 72-67 win over No. 17/15 Kentucky, March 1, 2014 in Columbia, S.C. <u>Away: 77-73 at No. 13/19 Vanderbilt, March 6, 2010 in Nashville, Tenn.</u> SEC Home: Win: 72-67 win over No. 17/15 Kentucky, March 1, 2014 in Columbia, S.C. SEC Away: 77-73 at No. 13/19 Vanderbilt, March 6, 2010 in Nashville, Tenn. Non-conference away: 85-84 at No. 19/20 Baylor, Jan. 2, 2009 in Waco, Texas
A South Carolina win opened the season:	Home: 81-56, vs. North Florida, Nov. 14, 2014 in Columbia, S.C. Away: 81-63 win at Western Carolina, Nov. 12, 2005 in Cullowhee, N.C. Neutral: 74-61 win vs. Chaminade, Nov. 19, 2001 in Maui, Hawaii (Maui Invite)
South Carolina opened SEC play:	Home: 83-75 win vs. No. 22/24 Vanderbilt, Jan. 8, 2011 in Columbia, S.C. Away: 74-58 loss at No. 10/11 Florida, Jan. 8, 2014 in Gainesville, Fla.



South Carolina Basketball South Carolina Combined Team Statistics (as of Dec 19, 2014) All games

RECORD:	OVERALL	HOME	AWAY	NEUTRAL
ALL GAMES	6-3	4-1	1-0	1-2
CONFERENCE	0-0	0-0	0-0	0-0
NON-CONFERENCE	6-3	4-1	1-0	1-2

##	Player	gp-gs	min	avg	Total		3-Point		F-Throw		Rebounds				pf	dq	a	to	blk	stl	pts	avg
					fg-fga	fg%	3fg-fga	3fg%	ft-fa	ft%	off	def	tot	avg								
10	NOTICE, Duane	9-9	254	28.2	39-82	.476	15-36	.417	20-24	.833	3	21	24	2.7	15	0	26	15	2	10	113	12.6
00	THORNWELL, Sindari	9-9	256	28.4	38-105	.362	8-43	.186	26-38	.684	17	38	55	6.1	23	1	17	17	5	18	110	12.2
14	CHATKEVICIUS, L.	9-4	188	20.9	37-66	.561	3-6	.500	11-13	.846	17	36	53	5.9	14	0	8	16	15	4	88	9.8
04	JOHNSON, Tyrone	9-9	231	25.7	27-67	.403	5-22	.227	18-24	.750	3	19	22	2.4	18	0	34	15	3	12	77	8.6
25	KACINAS, Mindaugas	9-0	210	23.3	20-40	.500	3-8	.375	14-18	.778	29	32	61	6.8	16	0	7	9	5	8	57	6.3
21	HENRY, Demetrius	9-9	178	19.8	23-49	.469	0-2	.000	10-13	.769	12	26	38	4.2	35	2	2	15	10	1	56	6.2
01	STROMAN, Marcus	9-0	219	24.3	18-43	.419	1-7	.143	17-28	.607	7	30	37	4.1	16	0	36	21	1	9	54	6.0
24	CARRERA, Michael	6-5	107	17.8	15-31	.484	2-5	.400	10-16	.625	9	15	24	4.0	14	1	3	7	6	1	42	7.0
20	MCKIE, Justin	7-0	86	12.3	13-28	.464	7-17	.412	9-13	.692	2	13	15	2.1	7	0	2	1	1	4	42	6.0
35	STEELE, Brian	8-0	57	7.1	3-15	.200	3-12	.250	0-0	.000	0	7	7	0.9	5	0	4	2	0	3	9	1.1
15	THEUS JR., Reggie	7-0	14	2.0	1-1	1.000	0-0	.000	0-0	.000	0	0	0	0.0	1	0	0	2	0	3	2	0.3
Team											15	17	32					2				
Total.....		9	1800		234-527	.444	47-158	.297	135-187	.722	114	254	368	40.9	164	4	139	122	48	73	650	72.2
Opponents.....		9	1800		169-496	.341	60-204	.294	133-189	.704	100	203	303	33.7	171	-	72	141	39	56	531	59.0

TEAM STATISTICS	SC	OPP	Date	Opponent	Score	Att.
SCORING	650	531	11/14/14	UNF	w 81-56	10473
Points per game	72.2	59.0	! 11/18/14	BAYLOR	L 65-69	13291
Scoring margin	+13.2	-	& 11/20/14	vs Cornell	w 69-45	2517
FIELD GOALS-ATT	234-527	169-496	& 11/21/14	vs Charlotte	L 63-65	2430
Field goal pct	.444	.341	& 11/23/14	vs Akron	L 63-68	1523
3 POINT FG-ATT	47-158	60-204	11/26/14	UNC ASHEVILLE	w 89-75	8330
3-point FG pct	.297	.294	12/1/14	at Marshall	w 77-59	5013
3-pt FG made per game	5.2	6.7	^ 12/6/14	OKLAHOMA STATE	w 75-49	12007
FREE THROWS-ATT	135-187	133-189	12/19/14	CLEMSON	w 68-45	11992
Free throw pct	.722	.704				
F-Throws made per game	15.0	14.8				
REBOUNDS	368	303				
Rebounds per game	40.9	33.7				
Rebounding margin	+7.2	-				
ASSISTS	139	72				
Assists per game	15.4	8.0				
TURNOVERS	122	141				
Turnovers per game	13.6	15.7				
Turnover margin	+2.1	-				
Assist/turnover ratio	1.1	0.5				
STEALS	73	56				
Steals per game	8.1	6.2				
BLOCKS	48	39				
Blocks per game	5.3	4.3				
ATTENDANCE	56093	11483				
Home games-Avg/Game	5-11219	1-5013				
Neutral site-Avg/Game	-	3-2157				

! - ESPN College Hoops Tip-Off Marathon (Columbia, S.C.)
& - Charleston Classic (Charleston, S.C.)
^ - SEC/Big 12 Challenge (Columbia, S.C.)
* = Conference game

Score by Periods	1st	2nd	Totals
South Carolina	307	343	650
Opponents	240	291	531



South Carolina Basketball
South Carolina Team Game-by-Game Comparison (as of Dec 20, 2014)
All games

Opponent	1st	2nd	Score	Mar	Total FG	FG Pct	3-Pointers	3FG Pct	Free Throws	FT Pct	Rebounds	Assist	T/Over	Block	Steal	Fouls
UNF	48/27	33/29	81-56	+25	29-57/18-53	.509/.340	4-11/10-32	.364/.313	19-26/10-16	.731/.625	42/28 +14	19/9	9/15	3/5	7/2	15/22
BAYLOR	27/30	38/39	65-69	(4)	22-54/21-47	.407/.447	5-21/6-18	.238/.333	16-19/21-26	.842/.808	33/29 +4	11/10	10/11	3/1	4/6	21/20
Cornell	35/21	34/24	69-45	+24	22-58/14-52	.379/.269	8-22/5-20	.364/.250	17-21/12-16	.810/.750	44/32 +12	16/6	11/17	5/6	10/6	15/19
Charlotte	36/29	27/36	63-65	(2)	26-61/23-53	.426/.434	3-18/6-17	.167/.353	8-9/13-19	.889/.684	37/32 +5	13/6	17/17	7/5	6/6	21/13
Akron	25/30	38/38	63-68	(5)	25-64/21-50	.391/.420	2-10/4-20	.200/.200	11-20/22-27	.550/.815	45/32 +13	11/6	17/15	2/6	8/6	20/19
UNC ASHEVILLE	37/29	52/46	89-75	+14	31-60/23-63	.517/.365	8-17/15-29	.471/.517	19-26/14-20	.731/.700	39/35 +4	21/12	20/22	10/3	12/11	15/21
Marshall	39/20	38/39	77-59	+18	30-63/16-56	.476/.286	4-20/5-26	.200/.192	13-24/22-34	.542/.647	39/43 (4)	17/9	15/19	3/3	13/6	24/20
OKLAHOMA STATE	32/24	43/25	75-49	+26	26-60/16-65	.433/.246	6-17/5-24	.353/.208	17-22/12-19	.773/.632	49/41 +8	14/7	11/12	8/5	6/4	19/17
CLEMSON	28/30	40/15	68-45	+23	23-50/17-57	.460/.298	7-22/4-18	.318/.222	15-20/7-12	.750/.583	40/31 +9	17/7	12/13	7/5	7/9	14/20

Note: Game totals are displayed in the format TEAM/OPPONENT for each category



South Carolina Basketball
South Carolina Category Leaders (as of Dec 20, 2014)
All games

Points	G	Pts	Pts/G
NOTICE, Duane	9	113	12.6
THORNWELL, Sindarius	9	110	12.2
CHATKEVICIUS, L.	9	88	9.8
JOHNSON, Tyrone	9	77	8.6
KACINAS, Mindaugas	9	57	6.3
HENRY, Demetrius	9	56	6.2
STROMAN, Marcus	9	54	6.0
CARRERA, Michael	6	42	7.0
MCKIE, Justin	7	42	6.0
STEELE, Brian	8	9	1.1
THEUS JR., Reggie	7	2	0.3

FG Percentage	FG	Att	Pct
THEUS JR., Reggie	1	1	1.000
CHATKEVICIUS, L.	37	66	.561
KACINAS, Mindaugas	20	40	.500
CARRERA, Michael	15	31	.484
NOTICE, Duane	39	82	.476
HENRY, Demetrius	23	49	.469
MCKIE, Justin	13	28	.464
STROMAN, Marcus	18	43	.419
JOHNSON, Tyrone	27	67	.403
THORNWELL, Sindarius	38	105	.362
STEELE, Brian	3	15	.200

3-Point Percentage	3FG	Att	Pct
CHATKEVICIUS, L.	3	6	.500
NOTICE, Duane	15	36	.417
MCKIE, Justin	7	17	.412
CARRERA, Michael	2	5	.400
KACINAS, Mindaugas	3	8	.375
STEELE, Brian	3	12	.250
JOHNSON, Tyrone	5	22	.227
THORNWELL, Sindarius	8	43	.186
STROMAN, Marcus	1	7	.143
HENRY, Demetrius	0	2	.000

Free Throw Percent	FG	Att	Pct
CHATKEVICIUS, L.	11	13	.846
NOTICE, Duane	20	24	.833
KACINAS, Mindaugas	14	18	.778
HENRY, Demetrius	10	13	.769
JOHNSON, Tyrone	18	24	.750
MCKIE, Justin	9	13	.692
THORNWELL, Sindarius	26	38	.684
CARRERA, Michael	10	16	.625
STROMAN, Marcus	17	28	.607

Scoring Average	G	Pts	Avg/G
NOTICE, Duane	9	113	12.6
THORNWELL, Sindarius	9	110	12.2
CHATKEVICIUS, L.	9	88	9.8
JOHNSON, Tyrone	9	77	8.6
CARRERA, Michael	6	42	7.0
KACINAS, Mindaugas	9	57	6.3
HENRY, Demetrius	9	56	6.2
MCKIE, Justin	7	42	6.0
STROMAN, Marcus	9	54	6.0
STEELE, Brian	8	9	1.1
THEUS JR., Reggie	7	2	0.3

Field Goal Attempts	G	Att	Att/G
THORNWELL, Sindarius	9	105	11.7
NOTICE, Duane	9	82	9.1
JOHNSON, Tyrone	9	67	7.4
CHATKEVICIUS, L.	9	66	7.3
HENRY, Demetrius	9	49	5.4

Field Goals Made	G	Made	Made/G
NOTICE, Duane	9	39	4.3
THORNWELL, Sindarius	9	38	4.2
CHATKEVICIUS, L.	9	37	4.1
JOHNSON, Tyrone	9	27	3.0
HENRY, Demetrius	9	23	2.6

3-Point FG Attempts	G	Att	Att/G
THORNWELL, Sindarius	9	43	4.8
NOTICE, Duane	9	36	4.0
JOHNSON, Tyrone	9	22	2.4
MCKIE, Justin	7	17	2.4
STEELE, Brian	8	12	1.5

3-Point FG Made	G	Made	Made/G
NOTICE, Duane	9	15	1.7
THORNWELL, Sindarius	9	8	0.9
MCKIE, Justin	7	7	1.0
JOHNSON, Tyrone	9	5	0.6
KACINAS, Mindaugas	9	3	0.3
STEELE, Brian	8	3	0.4
CHATKEVICIUS, L.	9	3	0.3

Free Throw Attempts	G	Att	Att/G
THORNWELL, Sindarius	9	38	4.2
STROMAN, Marcus	9	28	3.1
JOHNSON, Tyrone	9	24	2.7
NOTICE, Duane	9	24	2.7
KACINAS, Mindaugas	9	18	2.0

Free Throws Made	G	Made	Made/G
THORNWELL, Sindarius	9	26	2.9
NOTICE, Duane	9	20	2.2
JOHNSON, Tyrone	9	18	2.0
STROMAN, Marcus	9	17	1.9
KACINAS, Mindaugas	9	14	1.6



South Carolina Basketball
South Carolina Category Leaders (as of Dec 20, 2014)
All games

Rebounds	G	Reb	Reb/G
KACINAS, Mindaugas	9	61	6.8
THORNWELL, Sindarius	9	55	6.1
CHATKEVICIUS, L.	9	53	5.9
HENRY, Demetrius	9	38	4.2
STROMAN, Marcus	9	37	4.1

Rebound Average	G	Reb	Avg/G
KACINAS, Mindaugas	9	61	6.8
THORNWELL, Sindarius	9	55	6.1
CHATKEVICIUS, L.	9	53	5.9
HENRY, Demetrius	9	38	4.2
STROMAN, Marcus	9	37	4.1

Offensive Rebounds	G	No.	Avg/G
KACINAS, Mindaugas	9	29	3.2
THORNWELL, Sindarius	9	17	1.9
CHATKEVICIUS, L.	9	17	1.9
HENRY, Demetrius	9	12	1.3
CARRERA, Michael	6	9	1.5

Defensive Rebounds	G	No.	Avg/G
THORNWELL, Sindarius	9	38	4.2
CHATKEVICIUS, L.	9	36	4.0
KACINAS, Mindaugas	9	32	3.6
STROMAN, Marcus	9	30	3.3
HENRY, Demetrius	9	26	2.9

Fouls	G	No.	Per/G
HENRY, Demetrius	9	35	3.9
THORNWELL, Sindarius	9	23	2.6
JOHNSON, Tyrone	9	18	2.0
STROMAN, Marcus	9	16	1.8
KACINAS, Mindaugas	9	16	1.8

Foulsouts	G	No.
HENRY, Demetrius	9	2
THORNWELL, Sindarius	9	1
CARRERA, Michael	6	1

Assists	G	No.	Ast/G
STROMAN, Marcus	9	36	4.0
JOHNSON, Tyrone	9	34	3.8
NOTICE, Duane	9	26	2.9
THORNWELL, Sindarius	9	17	1.9
CHATKEVICIUS, L.	9	8	0.9

Steals	G	No.	Stl/G
THORNWELL, Sindarius	9	18	2.0
JOHNSON, Tyrone	9	12	1.3
NOTICE, Duane	9	10	1.1
STROMAN, Marcus	9	9	1.0
KACINAS, Mindaugas	9	8	0.9

Blocked Shots	G	No.	Blk/G
CHATKEVICIUS, L.	9	15	1.7
HENRY, Demetrius	9	10	1.1
CARRERA, Michael	6	6	1.0
KACINAS, Mindaugas	9	5	0.6
THORNWELL, Sindarius	9	5	0.6

Minutes	G	No.	Min/G
THORNWELL, Sindarius	9	256	28.4
NOTICE, Duane	9	254	28.2
JOHNSON, Tyrone	9	231	25.7
STROMAN, Marcus	9	219	24.3
KACINAS, Mindaugas	9	210	23.3

Turnovers	G	No.	TO/G
STROMAN, Marcus	9	21	2.3
THORNWELL, Sindarius	9	17	1.9
CHATKEVICIUS, L.	9	16	1.8
NOTICE, Duane	9	15	1.7
JOHNSON, Tyrone	9	15	1.7
HENRY, Demetrius	9	15	1.7



South Carolina Basketball
South Carolina Team High/Low Analysis (as of Dec 20, 2014)
All games

South Carolina - TEAM GAME HIGHS

POINTS	89	UNC ASHEVILLE (11/26/14)
	81	UNF (11/14/14)
	77	at Marshall (12/1/14)
	75	OKLAHOMA STATE (12/6/14)
	69	vs Cornell (11/20/14)
FIELD GOALS MADE	31	UNC ASHEVILLE (11/26/14)
	30	at Marshall (12/1/14)
FIELD GOAL ATTEMPTS	64	vs Akron (11/23/14)
	63	at Marshall (12/1/14)
FIELD GOAL PERCENTAGE	.517 (31-60)	UNC ASHEVILLE (11/26/14)
	.509 (29-57)	UNF (11/14/14)
3 PT FIELD GOALS MADE	8	UNC ASHEVILLE (11/26/14)
	8	vs Cornell (11/20/14)
3 PT FG ATTEMPTS	22	CLEMSON (12/19/14)
	22	vs Cornell (11/20/14)
3 PT FG PERCENTAGE	.471 (8-17)	UNC ASHEVILLE (11/26/14)
	.364 (8-22)	vs Cornell (11/20/14)
	.364 (4-11)	UNF (11/14/14)
FREE THROWS MADE	19	UNC ASHEVILLE (11/26/14)
	19	UNF (11/14/14)
FREE THROW ATTEMPTS	26	UNC ASHEVILLE (11/26/14)
	26	UNF (11/14/14)
FREE THROW PERCENTAGE	.889 (8-9)	vs Charlotte (11/21/14)
	.842 (16-19)	BAYLOR (11/18/14)
REBOUNDS	49	OKLAHOMA STATE (12/6/14)
	45	vs Akron (11/23/14)
ASSISTS	21	UNC ASHEVILLE (11/26/14)
	19	UNF (11/14/14)
STEALS	13	at Marshall (12/1/14)
	12	UNC ASHEVILLE (11/26/14)
BLOCKED SHOTS	10	UNC ASHEVILLE (11/26/14)
	8	OKLAHOMA STATE (12/6/14)
TURNOVERS	20	UNC ASHEVILLE (11/26/14)
	17	vs Akron (11/23/14)
	17	vs Charlotte (11/21/14)
FOULS	24	at Marshall (12/1/14)
	21	vs Charlotte (11/21/14)
	21	BAYLOR (11/18/14)



South Carolina Basketball
South Carolina High/Low Analysis (as of Dec 20, 2014)
All games

Opponent - GAME HIGHS

POINTS	75	UNC ASHEVILLE (11/26/14)
	69	BAYLOR (11/18/14)
	68	vs Akron (11/23/14)
	65	vs Charlotte (11/21/14)
	59	at Marshall (12/1/14)
FIELD GOALS MADE	23	UNC ASHEVILLE (11/26/14)
	23	vs Charlotte (11/21/14)
FIELD GOAL ATTEMPTS	65	OKLAHOMA STATE (12/6/14)
	63	UNC ASHEVILLE (11/26/14)
FIELD GOAL PERCENTAGE	.447 (21-47)	BAYLOR (11/18/14)
	.434 (23-53)	vs Charlotte (11/21/14)
3 PT FIELD GOALS MADE	15	UNC ASHEVILLE (11/26/14)
	10	UNF (11/14/14)
3 PT FG ATTEMPTS	32	UNF (11/14/14)
	29	UNC ASHEVILLE (11/26/14)
3 PT FG PERCENTAGE	.517 (15-29)	UNC ASHEVILLE (11/26/14)
	.353 (6-17)	vs Charlotte (11/21/14)
FREE THROWS MADE	22	at Marshall (12/1/14)
	22	vs Akron (11/23/14)
FREE THROW ATTEMPTS	34	at Marshall (12/1/14)
	27	vs Akron (11/23/14)
FREE THROW PERCENTAGE	.815 (22-27)	vs Akron (11/23/14)
	.808 (21-26)	BAYLOR (11/18/14)
REBOUNDS	43	at Marshall (12/1/14)
	41	OKLAHOMA STATE (12/6/14)
ASSISTS	12	UNC ASHEVILLE (11/26/14)
	10	BAYLOR (11/18/14)
STEALS	11	UNC ASHEVILLE (11/26/14)
	9	CLEMSON (12/19/14)
BLOCKED SHOTS	6	vs Akron (11/23/14)
	6	vs Cornell (11/20/14)
TURNOVERS	22	UNC ASHEVILLE (11/26/14)
	19	at Marshall (12/1/14)
FOULS	22	UNF (11/14/14)
	21	UNC ASHEVILLE (11/26/14)



South Carolina Basketball
South Carolina High/Low Analysis (as of Dec 20, 2014)
All games

South Carolina - GAME LOWS

POINTS	63	vs Charlotte (11/21/14)
	63	vs Akron (11/23/14)
	65	BAYLOR (11/18/14)
	68	CLEMSON (12/19/14)
	69	vs Cornell (11/20/14)
FIELD GOALS MADE	22	BAYLOR (11/18/14)
	22	vs Cornell (11/20/14)
FIELD GOAL ATTEMPTS	50	CLEMSON (12/19/14)
	54	BAYLOR (11/18/14)
FIELD GOAL PERCENTAGE	.379 (22-58)	vs Cornell (11/20/14)
	.391 (25-64)	vs Akron (11/23/14)
3 PT FIELD GOALS MADE	2	vs Akron (11/23/14)
	3	vs Charlotte (11/21/14)
3 PT FG ATTEMPTS	10	vs Akron (11/23/14)
	11	UNF (11/14/14)
3 PT FG PERCENTAGE	.167 (3-18)	vs Charlotte (11/21/14)
	.200 (2-10)	vs Akron (11/23/14)
	.200 (4-20)	at Marshall (12/1/14)
FREE THROWS MADE	8	vs Charlotte (11/21/14)
	11	vs Akron (11/23/14)
FREE THROW ATTEMPTS	9	vs Charlotte (11/21/14)
	19	BAYLOR (11/18/14)
FREE THROW PERCENTAGE	.542 (13-24)	at Marshall (12/1/14)
	.550 (11-20)	vs Akron (11/23/14)
REBOUNDS	33	BAYLOR (11/18/14)
	37	vs Charlotte (11/21/14)
ASSISTS	11	BAYLOR (11/18/14)
	11	vs Akron (11/23/14)
STEALS	4	BAYLOR (11/18/14)
	6	vs Charlotte (11/21/14)
	6	OKLAHOMA STATE (12/6/14)
BLOCKED SHOTS	2	vs Akron (11/23/14)
	3	UNF (11/14/14)
	3	BAYLOR (11/18/14)
	3	at Marshall (12/1/14)
TURNOVERS	9	UNF (11/14/14)
	10	BAYLOR (11/18/14)
FOULS	14	CLEMSON (12/19/14)
	15	UNF (11/14/14)
	15	vs Cornell (11/20/14)
	15	UNC ASHEVILLE (11/26/14)



South Carolina Basketball
South Carolina High/Low Analysis (as of Dec 20, 2014)
All games

Opponent - GAME LOWS

POINTS	45	vs Cornell (11/20/14)
	45	CLEMSON (12/19/14)
	49	OKLAHOMA STATE (12/6/14)
	56	UNF (11/14/14)
	59	at Marshall (12/1/14)
FIELD GOALS MADE	14	vs Cornell (11/20/14)
	16	at Marshall (12/1/14)
	16	OKLAHOMA STATE (12/6/14)
FIELD GOAL ATTEMPTS	47	BAYLOR (11/18/14)
	50	vs Akron (11/23/14)
FIELD GOAL PERCENTAGE	.246 (16-65)	OKLAHOMA STATE (12/6/14)
	.269 (14-52)	vs Cornell (11/20/14)
3 PT FIELD GOALS MADE	4	vs Akron (11/23/14)
	4	CLEMSON (12/19/14)
3 PT FG ATTEMPTS	17	vs Charlotte (11/21/14)
	18	BAYLOR (11/18/14)
	18	CLEMSON (12/19/14)
3 PT FG PERCENTAGE	.192 (5-26)	at Marshall (12/1/14)
	.200 (4-20)	vs Akron (11/23/14)
FREE THROWS MADE	7	CLEMSON (12/19/14)
	10	UNF (11/14/14)
FREE THROW ATTEMPTS	12	CLEMSON (12/19/14)
	16	UNF (11/14/14)
	16	vs Cornell (11/20/14)
FREE THROW PERCENTAGE	.583 (7-12)	CLEMSON (12/19/14)
	.625 (10-16)	UNF (11/14/14)
REBOUNDS	28	UNF (11/14/14)
	29	BAYLOR (11/18/14)
ASSISTS	6	vs Cornell (11/20/14)
	6	vs Charlotte (11/21/14)
	6	vs Akron (11/23/14)
STEALS	2	UNF (11/14/14)
	4	OKLAHOMA STATE (12/6/14)
BLOCKED SHOTS	1	BAYLOR (11/18/14)
	3	UNC ASHEVILLE (11/26/14)
	3	at Marshall (12/1/14)
TURNOVERS	11	BAYLOR (11/18/14)
	12	OKLAHOMA STATE (12/6/14)
FOULS	13	vs Charlotte (11/21/14)
	17	OKLAHOMA STATE (12/6/14)



South Carolina Basketball
South Carolina Player High/Low Analysis (as of Dec 20, 2014)
All games

South Carolina - I N D I V I D U A L G A M E H I G H S

Points	27		NOTICE, Duane at Marshall (12/1/14)
	21		JOHNSON, Tyrone vs Baylor (11/18/14)
	20		NOTICE, Duane vs Oklahoma State (12/6/14)
	20		THORNWELL, Sindarius vs Charlotte (11/21/14)
	19		NOTICE, Duane vs Clemson (12/19/14)
Field Goals Made	10		NOTICE, Duane at Marshall (12/1/14)
	9		JOHNSON, Tyrone vs Baylor (11/18/14)
Field Goal Att.	24		THORNWELL, Sindarius vs Charlotte (11/21/14)
	18		NOTICE, Duane at Marshall (12/1/14)
FG Pct (min 5 made)	1.000	(5-5)	KACINAS, Mindaugas vs Charlotte (11/21/14)
	.778	(7-9)	CHATKEVICIUS, L. at Marshall (12/1/14)
3-Point FG Made	5		NOTICE, Duane vs Clemson (12/19/14)
	3		NOTICE, Duane vs Oklahoma State (12/6/14)
	3		THORNWELL, Sindarius vs Cornell (11/20/14)
	3		JOHNSON, Tyrone vs Baylor (11/18/14)
3-Point FG Att.	10		THORNWELL, Sindarius vs Charlotte (11/21/14)
	9		NOTICE, Duane vs Clemson (12/19/14)
	9		JOHNSON, Tyrone vs Baylor (11/18/14)
3-Pt FG Pct (min 2 made)	1.000	(2-2)	CHATKEVICIUS, L. vs UNC Asheville (11/26/14)
	1.000	(2-2)	MCKIE, Justin vs Cornell (11/20/14)
Free Throws Made	7		THORNWELL, Sindarius vs Oklahoma State (12/6/14)
	5		NOTICE, Duane at Marshall (12/1/14)
	5		CHATKEVICIUS, L. vs UNC Asheville (11/26/14)
	5		JOHNSON, Tyrone vs UNC Asheville (11/26/14)
	5		THORNWELL, Sindarius vs Baylor (11/18/14)
Free Throw Att.	9		THORNWELL, Sindarius vs Oklahoma State (12/6/14)
	7		JOHNSON, Tyrone vs UNC Asheville (11/26/14)
	7		THORNWELL, Sindarius vs Baylor (11/18/14)
FT Pct (min 3 made)	1.000	(5-5)	NOTICE, Duane at Marshall (12/1/14)
	1.000	(4-4)	THORNWELL, Sindarius vs Akron (11/23/14)
	1.000	(4-4)	KACINAS, Mindaugas vs Cornell (11/20/14)
	1.000	(4-4)	CARRERA, Michael vs Baylor (11/18/14)
	1.000	(3-3)	JOHNSON, Tyrone vs Oklahoma State (12/6/14)
	1.000	(3-3)	NOTICE, Duane vs Oklahoma State (12/6/14)
	1.000	(3-3)	STROMAN, Marcus vs UNC Asheville (11/26/14)
Rebounds	13		CHATKEVICIUS, L. vs UNC Asheville (11/26/14)
	12		KACINAS, Mindaugas vs Oklahoma State (12/6/14)
Assists	9		JOHNSON, Tyrone vs Clemson (12/19/14)
	6		JOHNSON, Tyrone vs UNC Asheville (11/26/14)
	6		STROMAN, Marcus vs UNC Asheville (11/26/14)
	6		STROMAN, Marcus vs UNF (11/14/14)
Steals	6		THORNWELL, Sindarius vs UNC Asheville (11/26/14)
	4		KACINAS, Mindaugas at Marshall (12/1/14)
	4		JOHNSON, Tyrone vs Akron (11/23/14)
Blocked Shots	3		CHATKEVICIUS, L. vs Clemson (12/19/14)
	3		CHATKEVICIUS, L. vs Oklahoma State (12/6/14)
	3		HENRY, Demetrius vs UNC Asheville (11/26/14)
	3		CHATKEVICIUS, L. vs UNC Asheville (11/26/14)
	3		CHATKEVICIUS, L. vs Charlotte (11/21/14)
Turnovers	7		THORNWELL, Sindarius vs Charlotte (11/21/14)
	5		STROMAN, Marcus at Marshall (12/1/14)
	5		STROMAN, Marcus vs UNC Asheville (11/26/14)
Fouls	5		HENRY, Demetrius at Marshall (12/1/14)

	5	CARRERA, Michael vs Baylor (11/18/14)
	5	THORNWELL, Sindarius vs Baylor (11/18/14)
	5	HENRY, Demetrius vs UNF (11/14/14)
Minutes	37	JOHNSON, Tyrone vs Baylor (11/18/14)



South Carolina Basketball
South Carolina Opponent High/Low Analysis (as of Dec 20, 2014)
All games

OPPONENT INDIVIDUAL GAME HIGHS

Points	30	ROWSEY, Andrew vs UNC Asheville (11/26/14)
	21	MOORE, Dallas vs UNF (11/14/14)
	20	Chery, Kenny vs Baylor (11/18/14)
	17	Motley, Johnathan vs Baylor (11/18/14)
	16	ROBOTHAM, Noah vs Akron (11/23/14)
Field Goals Made	10	ROWSEY, Andrew vs UNC Asheville (11/26/14)
	7	MOORE, Dallas vs UNF (11/14/14)
Field Goal Att.	18	ROWSEY, Andrew vs UNC Asheville (11/26/14)
	16	Chery, Kenny vs Baylor (11/18/14)
FG Pct (min 5 made)	.667 (6-9)	Motley, Johnathan vs Baylor (11/18/14)
	.556 (10-18)	ROWSEY, Andrew vs UNC Asheville (11/26/14)
	.556 (5-9)	CLAYTON, Willie vs Charlotte (11/21/14)
3-Point FG Made	6	ROWSEY, Andrew vs UNC Asheville (11/26/14)
	5	ROBERTSON, David vs UNC Asheville (11/26/14)
3-Point FG Att.	12	ROWSEY, Andrew vs UNC Asheville (11/26/14)
	10	Forte, Phil vs Oklahoma State (12/6/14)
	10	LOOP, Austin at Marshall (12/1/14)
3-Pt FG Pct (min 2 made)	1.000 (3-3)	Fallas, JoJo vs Cornell (11/20/14)
	1.000 (2-2)	Newberry, Jeff vs Oklahoma State (12/6/14)
	1.000 (2-2)	UBARU, Kem vs UNC Asheville (11/26/14)
Free Throws Made	6	ROBOTHAM, Noah vs Akron (11/23/14)
	6	CHEATHAM, Jr., Kwan vs Akron (11/23/14)
	6	IBITAYO, Deji vs Akron (11/23/14)
	6	HENRY, Pierria vs Charlotte (11/21/14)
Free Throw Att.	8	Nash, Le'Bryan vs Oklahoma State (12/6/14)
	8	TAYLOR, Ryan at Marshall (12/1/14)
	8	ROBOTHAM, Noah vs Akron (11/23/14)
FT Pct (min 3 made)	1.000 (6-6)	IBITAYO, Deji vs Akron (11/23/14)
	1.000 (6-6)	CHEATHAM, Jr., Kwan vs Akron (11/23/14)
	1.000 (5-5)	Miller, Shonn vs Cornell (11/20/14)
	1.000 (5-5)	Motley, Johnathan vs Baylor (11/18/14)
	1.000 (4-4)	ROPER, Jordan vs Clemson (12/19/14)
	1.000 (4-4)	LOOP, Austin at Marshall (12/1/14)
	1.000 (4-4)	MOORE, Dallas vs UNF (11/14/14)
	1.000 (3-3)	BLOSSOMGAME, Jaron vs Clemson (12/19/14)
Rebounds	11	JOHNSON, Jay at Marshall (12/1/14)
	10	Nash, Le'Bryan vs Oklahoma State (12/6/14)
	10	UBARU, Kem vs UNC Asheville (11/26/14)
Assists	7	O'Neale, Royce vs Baylor (11/18/14)
	3	HALL, Rod vs Clemson (12/19/14)
	3	Hickey, Anthony vs Oklahoma State (12/6/14)
	3	NIKOLIC, Aleksa at Marshall (12/1/14)
	3	ROBERTSON, David vs UNC Asheville (11/26/14)
	3	VANNATTA, Kevin vs UNC Asheville (11/26/14)
	3	MACKEY, Trent vs UNF (11/14/14)
Steals	4	ROWSEY, Andrew vs UNC Asheville (11/26/14)
	3	ROPER, Jordan vs Clemson (12/19/14)
	3	Hickey, Anthony vs Oklahoma State (12/6/14)
	3	TAYLOR, Ryan at Marshall (12/1/14)
	3	HENRY, Pierria vs Charlotte (11/21/14)
	3	Chery, Kenny vs Baylor (11/18/14)
Blocked Shots	3	CHEATHAM, Jr., Kwan vs Akron (11/23/14)
	3	THORNE JR., Mike vs Charlotte (11/21/14)

Turnovers	8	HENRY, Pierria vs Charlotte (11/21/14)
	7	Cherry, Devin vs Cornell (11/20/14)
Fouls	5	DJITTE, Sidy vs Clemson (12/19/14)
	5	TAYLOR, Ryan at Marshall (12/1/14)
	5	Miller, Shonn vs Cornell (11/20/14)
	5	DAVENPORT, Chris vs UNF (11/14/14)
	5	DANIELS, Demarcus vs UNF (11/14/14)
	5	BEECH, Beau vs UNF (11/14/14)