







2017 SOUTH CAROLINA GAMECOCK SOFTBALL

Contact: Koby Padgett ♦ **Office:** (803) 777-8017 ♦ **Cell:** (803) 386-8345 ♦ **Fax:** (803) 777-2967 ♦ **E-mail:** kpadgett@sc.edu
Web: GamecocksOnline.com ♦ **Address:** 1304 Heyward St., Rice Athletics Center, Columbia, SC 29208

2017 Schedule/Results (14-2)			
Date	Opponent	W	L Score/Time
2/10	Ohio# (SECN+)	W	10-0 (5)
2/10	Presbyterian# (SECN+)	W	8-0 (5)
2/11	Longwood# (SECN+)	W	1-0 (9)
2/12	Presbyterian# (SECN+)	W	14-0 (5)
2/12	Charlotte# (SECN+)	W	2-1
2/17	Texas% (LHN)	W	9-4
2/17	Indiana% (LHN-Delay)	W	13-5 (5)
2/18	Indiana% (LHN-Delay)		Cancelled
2/18	Louisiana Tech% (LHN-Delay)	W	4-3
2/19	Louisiana Tech% (LHN-Delay)	L	1-5
2/22	North Carolina	L	3-7
2/24	North Dakota St.& (SECN+)W		1-0
2/25	North Dakota St.& (SECN+)W		1-0
2/25	Col. of Charleston& (SECN+) W		5-4 (8)
2/26	Col. of Charleston& (SECN+) W		8-2
2/28	Winthrop (SECN+) W		8-0 (5)
2/28	Winthrop (SECN+) W		1-0
3/3	Northwestern@		8:30 PM
3/4	Indiana@		1 PM
3/4	No. 20/20 Arizona State@		6 PM
3/5	No. 7/8 UCLA@		2:30 PM
3/5	Long Beach State@		5 PM
3/8	Virginia Tech (SECN+)		6 PM
3/10	Tennessee* (SECN+)		6 PM
3/11	Tennessee* (SECN)		1 PM
3/12	Tennessee* (SECN)		1 PM
3/15	USC Upstate (SECN+)		6 PM
3/17	Florida* (SECN+)		6 PM
3/18	Florida* (SECN+)		2 PM
3/19	Florida* (SECN+)		1 PM
3/21	Gardner-Webb (SECN+)		4 PM
3/24	Alabama*		7:30 PM
3/25	Alabama*		3 PM
3/26	Alabama*		2:30 PM
3/28	Furman (SECN+)		6 PM
4/1	Texas A&M* (SECN)		6 PM
4/2	Texas A&M* (SECN)		7 PM
4/3	Texas A&M* (SECN)		7 PM
4/5	Georgia Southern (SECN+)		6 PM
4/7	Mississippi State*		7 PM
4/8	Mississippi State*		1 PM
4/9	Mississippi State*		1 PM
4/11	Coastal Carolina		5 PM
4/13	Mercer (SECN+)		5 PM
4/14	Florida State (SECN+)		6 PM
4/15	Florida State (SECN+)		1 PM
4/18	Charleston Southern (SECN+)		5 PM
4/18	Charleston Southern (SECN+)	Game 2	5 PM
4/21	Auburn* (SECN+)		6 PM
4/22	Auburn* (SECN+)		2 PM
4/23	Auburn* (SECN+)		1 PM
4/28	Georgia*		6 PM
4/29	Georgia*		2 PM
4/30	Georgia*		2 PM
5/5	LSU* (SECN)		7 PM
5/6	LSU* (SECN)		6 PM
5/7	LSU* (SECN)		12 PM
5/10-13	SEC Tournament! (SECN)		TBD
5/19-21	NCAA Regionals		TBD
5/26-28	NCAA Super Regionals		TBD
6/1-7	NCAA Women's College World Series		TBD

Bold indicates home game All times Eastern
 * - Southeastern Conference game
 # - Carolina Classic
 % - Texas Invitational (Austin, Texas)
 & - Gamecock Invitational
 @ - Judi Garman Classic (Fullerton, Calif.)
 ! - (Knoxville, Tenn.)
 (LHN) - Longhorn Network
 (SECN) - SEC Network (SECN+) - SEC Network +

Upcoming Opponents (Records as of Feb. 28)

 Northwestern (3-10) March 3 • 8:30 PM Fullerton, Calif. Series History Northwestern leads 6-5 Trend NU won last 5 Last Meeting NU won 6-4 (2/22/15)	 Indiana (6-8) March 4 • 1 PM Fullerton, Calif. Series History IU leads 10-7-1 Trend SC won last 7 Last Meeting SC won 13-5 (5) (2/17/17)	 No. 20/20 Arizona State (12-3) March 4 • 6 PM Fullerton, Calif. Series History Series tied 5-5 Trend SC won last 2 Last Meeting SC won 3-2 (2/28/14)	 No. 7/8 UCLA (13-3) March 5 • 2:30 PM Fullerton, Calif. Series History Series tied 5-5 Trend SC won last 2 Last Meeting SC won 3-2 (2/28/14)
----------------------------------------------------------------------------------------------------------------------------------------------------------------------------------------------------------------------------------------------------------------------------------------------------------------------	-----------------------------------------------------------------------------------------------------------------------------------------------------------------------------------------------------------------------------------------------------------------------------------------------------------	-------------------------------------------------------------------------------------------------------------------------------------------------------------------------------------------------------------------------------------------------------------------------------------------------------------------------	-----------------------------------------------------------------------------------------------------------------------------------------------------------------------------------------------------------------------------------------------------------------------------------------------------------------

Live Coverage

Video Coverage: Google It **Live Stats:** GamecocksOnline.com
Play-by-Play: N/A **Analyst:** N/A

Inside

- ✓ Head coach Beverly Smith (p. 2)
- ✓ Some of the outstanding performers of 2017 (p. 3)
- ✓ Daunting schedule ahead for SC (p. 4)
- ✓ Gamecock honor roll (p. 4 sidebar)
- ✓ Signees have loads of accomplishments already (p. 4)
- ✓ Breaking down the 2017 roster (p. 5)
- ✓ SEC standings and stat rankings for SC (p. 5)
- ✓ Looking at weekend's foes, series history and more (p. 6-8)
- ✓ Gamecocks off the field (p. 9)
- ✓ Current players on SC's career lists (p. 10)
- ✓ Win-loss summary, polls, misc. batting stats (p. 11)
- ✓ South Carolina's roster, its breakdown & pronunciations

2017 South Carolina Pitching Staff (in order of innings pitched)

No.	Name	Ht.	Class	ERA	W-L	App-GS	Sv	IP	BB	SO	HRA	Avg.	WP	HBP	III. P
33	Nickie Blue	6-1	Sr.	1.28	7-0	10-4	1	43.2	13	28	1	.185	0	0	0
10	Jessica Elliott	5-8	Sr.	1.48	5-1	9-6	1	33.0	14	30	1	.161	1	3	0
9	Cayla Drotar	5-6	Fr.	1.33	2-1	7-6	0	26.1	16	16	1	.202	1	1	0

Projected Starting Lineup (based on previous games)

Pos.	Name	B/T	Ht.	Class	Avg/OBP/SLG	Notes
C	Jordan Augustus	R/R	5-4	Jr.	.267/.429/.267	Led Gamecocks during 4-win Gamecock Invite
or						
C	Alyssa VanDerveer	R/R	5-7	Jr.	.391/.481/.870	Homered twice at North Carolina 2/24
1B	Kaylea Snaer	R/R	5-9	Sr.	.267/.382/.533	Tied for third in program history in HR
2B	Mackenzie Boesel	L/R	5-5	Fr.	.314/.397/.529	Drove in game-winning run vs. Charlotte 2/12
3B	Kamryn Watts	L/R	5-6	Jr.	.310/.356/.310	Two three-hit games in Texas Invitational
SS	Kyrstan White	R/R	5-6	Jr.	.425/.529/.650	Starter settled at SS now
OF	Kennedy Clark	L/L	5-5	So.	.290/.389/.355	Played all three OF spots in Carolina Classic
OF	Tiara Duffy	L/L	5-9	Jr.	.300/.417/.500	Hit 1st career homer vs. Presbyterian 2/12
or						
LF	Taylor Williams	R/R	5-10	Sr.	.111/.385/.167	Getting on base the hard way (5 HBP)
RF/DP	Victoria Williams	L/R	5-6	Sr.	.279/.353/.465	Started all 16 games at either spot

2017 Coaching Staff
Head Coach Beverly Smith (pitching coach)
Associate Head Coach Lisa Navas (third base coach)
Assistant Coach Calvin Beamon (hitting coach)
Volunteer Assistant Matt Stewart (first base coach)
Director of Operations Kacey Friedman



Follow on Twitter @scsbcoach_bev

South Carolina Coaching Highlights

- Led Gamecocks to 4 NCAA Tournaments in 6 years
- 2nd winningest coach in SC Softball history
- Recruited and coached 2015 First-Team All-American Alaynie Page
- Coached five All-Region and three All-SEC players
- Team has matched or improved its win total the last four seasons and improved its RPI finish in each year
- That includes an RPI finish at 24 in 2016

Coaching Timeline

2011-present.....Head coach, South Carolina
 2008-10.....Associate head coach, North Carolina
 2005-2008.....Assistant head coach, North Carolina
 1998-2002, 2004.....Assistant coach, North Carolina
 1997.....Assistant coach, Tampa Bay FireStix (WPSL)
 1996-1998.....Head coach, Episcopal High School (Bellaire, Texas)

Smith's South Carolina Record

Year	Record	Final NCAA RPI	NCAA Finish
2011	26-30	82	--
2012	23-32	99	--
2013	34-25	37	Austin Regional Finals
2014	36-22	34	Tallahassee Regional
2015	38-22	32	Tallahassee Regional
2016	38-23	24	Tall. Regional Final
2017	14-2	?	?
7 years	209-156		4 NCAA Regionals

North Carolina Coaching Career Highlights

- Helped UNC to eight NCAA Tournament appearances
- Recruited and coached five All-Americans
- Coached 32 All-Region and 37 All-ACC players
- That includes three-time ACC Player of the Year and two-time All-American Danielle Spaulding

North Carolina Playing Career Highlights

- 1994 ACC Player of the Year, first in UNC history
- 1994 All-Southeast Region Player
- ACC 50th Anniversary Team
- Tossed two career no-hitters
- Tied for 17th in NCAA Division I history in triples (27)
- Still ranks in the top 10 at UNC in 11 career stats (seven offensive, four pitching)

Education

North Carolina, 1994
 B.A., Speech communications & Political science

Playing Timeline

1991-1994.....North Carolina
 1997.....Tampa Bay FireStix (WPSL)

South Carolina has seen its star rise again in the collegiate softball world, and head coach Beverly Smith has guided that process since arriving as head coach in July of 2010. She oversees all aspects of the program and works most closely on the field with the pitchers. As a head coach, Smith's overall record is 195-154, becoming only the second Gamecock softball coach with over 100 career wins.

From 2013-16, Smith has guided the Gamecocks to four-consecutive NCAA Tournament appearances, twice making the regional championship round. The team has matched or exceeded its win total from the previous year in each of those campaigns, rising to 38 in both 2015 and 2016. The team's offense has posted some of its strongest seasons during Smith's tenure, setting 25 team program records in her six years at the helm. In the per-game team records, Smith's group holds eight of the 16 tracked. Gamecock pitching has improved markedly during that same tenure. From 2013-15, Smith's staff improved its strikeout-to-walk ratio in each season, while the 2016 group posted the program's lowest earned-run average (2.82) since 2008.

Many Gamecocks have broken out with their hard work under the watchful eye of Smith and her coaching staff. In 2016, Kaylea Snaer led NCAA Division I in doubles and broke the Gamecocks' and Southeastern Conference's single-season marks, settling at 27 on the year. Alaynie Page set five single-season records, including a new program record of 15 home runs for a Gamecock during her 2015 NFCA First-Team All-America campaign, the first for a Gamecock under Smith. Tiara Duffy also earned Southeastern Conference All-Freshman Team honors in 2015.

In 2014, Ashlyn Masters posted 15 single-season top-15 marks, including setting what was a new record of 0.34 doubles per game en route to NFCA Second-Team All-Southeastern Region accolades. Snaer and Nickie Blue also earned SEC All-Freshman Team honors during the year, with Blue leading the nation in saves as well as making the inaugural NFCA Division I Freshman of the Year watch list.

In Smith's first three years, Samie Garcia paced the team at the plate in many regards. As a senior, Garcia gained 2013 First-Team Easton All-America recognition after hitting .397 on the campaign. The year prior, Lauren Lackey earned second-team Easton All-America honors, hitting .401 on the year, becoming the seventh Gamecock to hit .400 during a season. Page, Garcia and Lackey all gained All-SEC honors under Smith's leadership during their career.

Two Gamecocks have moved onto the National Pro Fastpitch circuit. Garcia spent three years in the league with the NY/NJ Comets and the Pennsylvania Rebellion, getting drafted by the Comets in the fourth round of the 2013 College Draft. Page played for the NPF's 2016 champs, the Chicago Bandits.

Not only have pros come from Smith's time at South Carolina, but she's also developed a coaching tree six years in. Two of her former players and graduate assistant managers, Ashley Chastain and Kaela Jackson, serve on the Michigan State staff, while two former volunteer assistants are assistant coaches at big-name schools (Laura Trout, Illinois; Chrissy Schoonmaker, UConn). In all, six former players or staff members are coaching elsewhere.

Prior to coming to South Carolina, Smith served as the top assistant at North Carolina, working mostly with the pitchers and catchers. The final three years, she was the associate head coach after nine as an assistant. Smith helped the Tar Heels to two Atlantic Coast Conference titles in 2001 and 2008 and eight of their nine NCAA Tournament appearances. She served as the lead recruiter for the Tar Heels during that time, helping to bring in five All-Americans into the UNC program. She also helped North Carolina achieve a top-25 ranking in the USA Today/NFCA Coaches Poll at least once per season from 2006-10.

She coached a pitching staff that ranked in the top 10 in the nation in ERA in three of her final four seasons at North Carolina. Her top pupil was three-time All-American and two-time ACC Player of the Year Danielle Spaulding. During her final three seasons, Spaulding finished in the nation's top six in strikeouts per seven innings. In 2010, Spaulding was the toughest pitcher in the country to hit against, as she yielded just 2.61 hits per seven innings. In 2009, Spaulding led the country with 14.3 strikeouts per seven innings.

A standout player for head coach Donna Papa before joining her staff, Smith was the 1994 ACC Player of the Year. A dual threat, Smith still ranks ninth in Tar Heel history in slugging percentage, second in triples, third in RBI, fifth in shutouts and seventh in ERA. Smith was honored as one of the top 50 softball players in ACC history during the league's 50th-anniversary celebration in 2002.

In addition to her coaching, Smith has been a speaker/clinician at many camps and conventions. She graduated from North Carolina in 1994 with a double major in speech communications and political science.

GAMECOCKS HEAD WEST FOR JUDI GARMAN CLASSIC IN FULLERTON, CALIF.

- For the third-consecutive year, South Carolina plays five softball games in the Golden State, taking on top competition in the Judi Garman Classic, hosted by Cal State Fullerton.
- The Gamecocks play a pair of Big Ten teams to start in Northwestern and Indiana before squaring off against two ranked Pac-12 teams in No. 20/20 Arizona State and No. 7/8 UCLA. The finale comes against Big West foe Long Beach State.
- Live stats will come from the various opponents' sites, with three linked through Gamecocks. StatBroadcast.com.

GAMECOCK PITCHING POSTING STELLAR RESULTS

- In February, South Carolina's pitching tallied eight shutouts, tying 2014 for the most in the 2000s.
- Senior Jessica Elliott tossed the first solo no-hitter in seven years with her five-inning blanking of Winthrop in the first game of Feb. 28's doubleheader.
- She didn't walk a batter in the start, continuing a streak of 16 straight innings without giving up a free pass.
- Twice more, Gamecock starters have tallied one-hitters, with two more two-hitters in the books.
- Both Elliott and senior Nickie Blue have three complete games, with Elliott finishing out one more complete-game shutout than Blue.
- The duo also stand among the top 100 in NCAA Division I in hits allowed per seven innings.

WHITE LEADING THE OFFENSE IN EARLY PART OF 2017

- Krystan White enters the fourth weekend of play with a .425 batting average and 14 RBI, both among the team leaders.
- Much like in her 2016 season, the junior from Chesterfield, S.C., opened up eyes with her bat in her first chance to start.
- She had a perfect opening day, going 2-for-2 against both Ohio and Presbyterian.
- Three of the four hits went for extra bases: the homer joined with a double against the Bobcats and another double against the Blue Hose.
- She also showed her versatility, starting at both second and third while making stellar plays at both.
- She added a team-best five RBI during the Texas Invitational, starting all four games.
- One of two shortstops in 2015, she drew 46 starts and played all four spots in the infield in 2016.
- Also in 2016, she led the team both in opportunities (21) and RBI (15) with runners on third and less than two outs.

BLUE CLIMBING THE GAMECOCK PITCHING CHARTS

- Senior Nickie Blue claimed South Carolina's saves record with a two-inning shutout showing on Fri., Feb. 24 against North Dakota State.
- Blue's also moved up in innings pitched, wins, shutouts and strikeouts in 2017. All those advances up the charts can be found on page 10.
- She's producing ground outs at a 69-percent rate this season (68-30), the best percentage of her career, which stood at 62 percent entering the season (777-472).
- Blue became the fourth Gamecock pitcher in history with back-to-back 200-inning years, joining Angie Lear (1990-91), Darlene Gareis (3 years, 1992-94) and Megan Matthews (4 years, 1999-2002) on that list.
- In 2015, Blue posted over 200 innings in the circle and an ERA under 2.00, one of two in the SEC to post such numbers (Lauren Haeger of Florida the other).

SNAER BACK TO THREATEN MORE RECORDS

- First baseman Kaylea Snaer ended 2016 with 27 doubles, leading the nation and tying for fourth in a single season in NCAA Division I history with five others.
- The senior produced a strong weekend in Texas, hitting a team-best .417 in the four games while blasting her first two home runs of the year along with a double.
- Snaer earned a spot on the 2016 CoSIDA Academic All-District 4 team, the 17th Gamecock to garner selection.
- Snaer came through with big home runs twice to help the Gamecocks down ranked teams.
- With two outs, two on and on an 0-2 count, Snaer hit her sixth homer of the year to tie the game against No. 17/15 Missouri, a game SC won an inning later on Taylor Williams' pinch-hit homer.
- Snaer also hit the game-winning home run in the eighth against No. 12/12 Georgia on Monday, March 21, clinching the series win.
- This year, she's already added a walk-off blast with her eighth-inning HR to down College of Charleston on Feb. 25.
- She entered her senior year ranking first in SC history in doubles per game and walks per game and second in RBI per game.
- She is in the top 15 in a number of other categories (see full updates on page 10).

SCHOOL QUICK FACTS

Location	Columbia, S.C.
Founded	1801
Enrollment	31,288
Colors	Garnet (PMS 202C) and Black
Nickname	Gamecocks
Affiliation	Southeastern (Eastern Division)
President	Dr. Harris Pastides
Athletic Director	Ray Tanner
Senior Associate AD/SWA	Judy Van Horn
Senior Associate AD (Sport Supervisor)	Charles Bloom
Faculty Athletics Representative	Dr. Zach Kelehear

HOME FIELD/PROGRAM HISTORY

Home Field	Carolina Softball Stadium at Beckham Field
Capacity	1,480
Dimensions	L-200, C-220, R-200, Alleys-210
NCAA Tournament Appearances	18
NCAA Super Regional Appearances	1
NCAA College World Series Appearances	3
AIAW College World Series Appearances	5
SEC Championships	1
SEC Eastern Division Championships	4
SEC Tournament Championships	2

2016 RESULTS/ROSTER INFO

2016 Record	38-23
2016 Conference Record	7-17
2016 Conference Finish	11th
Postseason	NCAA Regional Finals
Letterwinners Returning/Lost	14/7
Position Starters Returning/Lost	6/4
Pitchers Returning/Lost	3/0
Newcomers	6

MEDIA INFORMATION

Assistant AD/Media Relations	Steve Fink
Asst. Director/Softball Contact	Koby Padgett
Office Phone	(803) 777-8017
Email	kpadgett@sc.edu
Personal Phone	(803) 386-8345
Office FAX	(803) 777-2967
Department Website	GamecocksOnline.com
Team Website	GamecockSoftball.com
Dept. Twitter	Twitter.com/GamecocksOnline
Team Twitter	Twitter.com/GamecockSoftball
Team Instagram	Instagram.com/GamecockSoftball
Dept. Facebook	facebook.com/GamecocksOnline
Team Facebook	facebook.com/GamecockSoftball
Mailing Address	1304 Heyward St. Rice Athletics Center Columbia, SC 29208

INTERVIEWS/PRACTICE SCHEDULE

South Carolina practices in the weekday afternoons at Carolina Softball Stadium at Beckham Field, located in the Athletics Village. Mondays are normally off days. Interviews are preferred around practice times, either before 2 p.m. or after 5 p.m. Please contact Koby Padgett at least 24 hours before to schedule your interview.

PREFERRED ABBREVIATIONS

When needing to abbreviate South Carolina for your scoreboard or broadcast boxes, the preferred shortenings are S. Carolina or SC. Please refrain from using USC or SCAR when referring to the University of South Carolina. Proper logos and wordmarks can be emailed for use by any media outlet upon request. Thanks for your help.

GAMECOCK AWARD WINNERS

Jordyn Augustus	NFCA Scholar-Athlete 2015-16
.....	SEC Honor Roll 2015-16
Nickie Blue	2014 SEC All-Freshman Team
.....	NFCA Scholar-Athlete 2014-15-16
.....	SEC Honor Roll 2014-15-16
.....	SEC Pitcher of the Week (3/16/15)
.....	SEC Freshman of the Week (2/24/14)
Kennedy Clark	SEC Freshman of the Week (3/7/16)
.....	NFCA Scholar-Athlete 2016
.....	SEC Honor Roll 2016
Hayley Copeland	NFCA Scholar-Athlete 2015-16
.....	SEC Honor Roll 2015-16
Tiara Duffy	SEC All-Freshman Team 2015
.....	NFCA Scholar-Athlete 2015-16
.....	SEC Honor Roll 2015-16
Lex Hull	NFCA Scholar-Athlete 2016
.....	SEC Honor Roll 2016
Kenzi Maguire	SEC Honor Roll 2016
Kaylea Snaer	CoSIDA Academic All-District 4 2016
.....	2014 SEC All-Freshman Team
.....	2014 NFCA All-Southeast Region Third Team
.....	NFCA Scholar-Athlete 2014-15-16
.....	SEC Honor Roll 2014-15-16
Kamryn Watts	SEC Honor Roll 2015-16
Macey Webb	NFCA Scholar-Athlete 2014-15-16
.....	SEC Honor Roll 2014-15-16
.....	SEC Softball Community Service Team 2015-16
Krystan White	NFCA Scholar-Athlete 2015-16
.....	SEC Honor Roll 2015-16
Taylor Williams	SEC Honor Roll 2015-16
Victoria Williams	CoSIDA Academic All-District 4 2015
.....	NFCA Scholar-Athlete 2014-15-16
.....	SEC Honor Roll 2014-15-16

Italics indicate current season's honors

MAXPREPS HIGH SCHOOL ALL-AMERICANS

Mackenzie Boesel	Overall 2nd Team 2016
Hayley Copeland	Overall 2nd Team 2014
.....	Sophomore 2012
Cayla Drotar	Medium Schools 2016
.....	Overall 2nd Team 2015
.....	Medium Schools 2015
.....	Junior 2015
.....	Sophomore 2014
.....	Freshman of the Year 2013
Alyssa Kumiyama*	Freshman 2014
Kenzi Maguire	1st Team Medium Schools 2014
Kelsey Oh*	Junior 2016
.....	Sophomore 2015
Kaylea Snaer	Overall 2nd Team 2012
.....	Junior 2012
Taylor Williams	1st Team Small Schools 2012-13
Victoria Williams	2nd Team Small Schools 2012

NFCA HIGH SCHOOL ALL-AMERICANS

Kelsey Oh*	1st Team 2015-16
-------------------------	------------------

NFCA HIGH SCHOOL ALL-REGION

Nickie Blue	1st Team West 2013
Kelsey Oh*	1st Team East 2014-15-16

AMERICAN FAMILY INSURANCE

USA TODAY HIGH SCHOOL ALL-USA

Mackenzie Boesel	Honorable Mention 2016
Cayla Drotar	First Team 2016
.....	Second Team 2015
Jana Johns*	Second Team 2016
Kelsey Oh*	1st Team 2016
.....	Honorable Mention 2015

*2017 signee

TWO FRESHMEN MAKING IMPACT EARLY IN 2017

- Freshmen Mackenzie Boesel and Cayla Drotar have played pivotal roles in South Carolina's success so far in 2017.
- A three-time South Carolina Gatorade Player of the Year, Drotar is 2-1 with a 1.33 ERA in 26.1 innings of work.
- In her first career start against Presbyterian, she twirled a one-hitter.
- That beginning harkens back to another in-state pitcher's debut back in 2011, when Julie Sarratt no-hit Coastal Carolina in her first go in the circle on Feb. 12, 2011.
- Meanwhile, Boesel has produced with a team-best three home runs and 15 RBI.
- She's produced in clutch situations as well, as she plated the deciding run in the 2-1 win over Charlotte.

AUGUSTUS PLAYS BIG ROLE IN SC SWEEPING THROUGH GAMECOCK INVITATIONAL

- Junior Jordyn Augustus did a little of everything in her four starts during the Gamecock Invitational, helping South Carolina win all four of its games in the event.
- With an illness sidelining everyday starter Kamryn Watts on Friday and Saturday, Augustus put on an infielder's glove and started three games at third base, making two errors in 12 chances.
- To close out the weekend-opening win, she fielded three straight balls flawlessly in the seventh.
- She brought in the game-winning run in the first outing against North Dakota State with a sacrifice fly before scoring the game-winner in the second outing against the Bison.
- In that second game, she put down a bunt single, stole second and scored on Kennedy Clark's RBI single, another 1-0 win over the defending Summit League champs NDSU.
- She capped the weekend with a 2-for-2 day, stealing two bases, scoring twice, driving in two runs while reaching base in all four plate appearances in the Sunday win over College of Charleston.
- Overall, she batted .429 with a .500 on-base percentage and four stolen bases in the tournament.

THE SCHEDULE HAS NEVER BEEN TOUGHER

- The 2017 schedule is the toughest compiled to date by head coach Beverly Smith.
- The Gamecocks are set to play 33 of their 56 regular-season games against teams who made the 2016 NCAA Tournament.
- South Carolina is scheduled to play at least one NCAA Tournament team each weekend except for one: the SEC trip to Mississippi State, who ended 2016 with a 39 RPI and was ineligible for postseason play (26-31 record).
- On the docket are 15 games against Women's College World Series teams and another three against last year's top seed in the NCAA Tournament (and defending SEC champs), Florida, who lost in super regional play to Georgia.
- A total of 45 of the Gamecocks' scheduled games come against teams that finished in the top 100 of the NCAA's Ratings Percentage Index last year. Of those, 41 are against the top 76 teams and 33 are versus the top 50.
- The Gamecocks play four defending regular-season conference champs: Florida (SEC), Florida State (ACC), Longwood (Big South) and North Dakota State (Summit) as well as the Atlantic Sun (USC Upstate) and SEC (Auburn) Tournament champs from 2016.
- Of the preseason top 25 in both major polls, the Gamecocks are slated to take on nine of them, including four of the top five and eight of the top 10 (seven in the NFCA poll).
- Seven of those nine are in SEC play, accounting for 21 games.
- South Carolina, who had 13 points in the NFCA/USA Today Preseason poll, also has five games against teams receiving votes in between the two polls.

GAMECOCK NEWCOMERS, SIGNEES HAVE LOADS OF ACCOLADES, ACCOMPLISHMENTS

- Many Gamecocks have won awards at South Carolina, but the high school accolades continue to raise the specter of Bev Smith's recruiting classes.
- This year's freshman class has two high school All-Americans: Mackenzie Boesel and Cayla Drotar.
- The team also added its third NJCAA All-American under Bev Smith, signing Shannon Pleser out of Chattanooga State.
- Pleser follows in the footsteps of former Tigers Melissa Hendon and Kaela Jackson (herself a former NJCAA All-American) and joins 2015 NJCAA Pitcher of the Year Jessica Elliott on the roster.
- Drotar also claimed the South Carolina Gatorade Player of the Year award the past three seasons, and next year, two-time New Jersey Gatorade Player of the Year Kelsey Oh will join them.
- All the awards for the Gamecocks and the national notations for the 2018 signing class are on page four of the notes.
- Meanwhile, Gamecock signee Alex Fulmer has racked up notoriety on the baseball diamond, playing for the last two years with the USA Baseball Women's National Team.
- She played on teams that won the 2015 Pan American Games gold medal as well as the consolation bracket of the 2016 World Baseball Softball Confederation World Cup.
- Fulmer and Oh were joined by Jana Johns, Victoria Galvan and Alyssa Kumiyama in the 2018 signing class.



SEC STANDINGS										
	SEC	Pct.	All	Pct.	H	A	N	Top 25	Last 10	Streak
Florida	0-0	.000	15-1	.938	2-1	5-0	8-0	2-0	9-1	W7
Texas A&M	0-0	.000	15-1	.938	10-1	0-0	5-0	4-0	9-1	L1
Arkansas	0-0	.000	12-1	.923	0-0	3-1	9-0	0-0	9-1	W4
Alabama	0-0	.000	14-2	.875	7-0	4-2	3-0	1-2	8-2	W7
Auburn	0-0	.000	14-2	.875	11-1	0-0	3-1	2-2	9-1	L1
South Carolina	0-0	.000	14-2	.875	11-0	1-1	2-1	0-0	8-2	W6
Mississippi	0-0	.000	13-2	.867	1-0	2-0	10-2	2-1	10-0	W10
Tennessee	0-0	.000	13-2	.867	0-0	2-0	11-2	1-1	8-2	L2
Georgia	0-0	.000	14-3	.824	12-0	0-0	2-3	0-2	7-3	W2
LSU	0-0	.000	13-3	.813	9-1	1-0	3-2	0-2	8-2	W1
Mississippi State	0-0	.000	12-3	.800	8-2	1-0	3-1	0-0	9-1	W7
Kentucky	0-0	.000	10-4	.714	0-0	3-1	7-3	1-2	8-2	W5
Missouri	0-0	.000	7-5	.583	1-0	2-1	4-4	2-1	6-4	L2

As of games played on March 1, 2017

GAMECOCKS POST STELLAR OPENING WEEKEND IN CAROLINA CLASSIC

- South Carolina showed excellence in every aspect of the 2017 Carolina Classic, going 5-0.
- The five wins pushed head coach Beverly Smith to 200 career victories, a new milestone for the seventh-year boss of the Gamecocks.
- The Gamecocks won three of the five games in shortened contests, the most ever in an opening week of competition and matching last year's Carolina Classic output.
- The defense looked outstanding, with several stellar plays coming from the infield, that sports former shortstops in three spots (Maguire, Watts and White as freshman at SC, Boesel in high school).
- The team did not commit an error on the weekend, a five-game stretch. Only Toledo was able to match that in NCAA Division I through an opening five-game weekend this season.
- Last season, the Gamecocks had one six-game stretch without an error (Feb. 20-26).
- That helped the pitchers post a 0.23 ERA, which ranked sixth in NCAA Division I.
- The group posted two one-hitters and a shutout streak of 27.2 innings, the longest since a 29-inning stretch in 2014 (Feb. 16-23).
- Four straight shutouts began the year, the first time that has been accomplished by a Gamecock team. The 1983, 1984 and 1986 teams all tallied three.

ROSTER NOTES

- Leading the Gamecocks' 14 returners is the senior pitching duo Nickie Blue and Jessica Elliott.
- The duo combined for all 61 starts, 390.1 innings, 246 strikeouts, 37 wins and all eight saves.
- Six position player starters return for the Gamecocks from last year's squad.
- South Carolina lost five students who combined to start 215 games, including a majority of starts at catcher, second base, left and center field.
- The highest percentage lost in any offensive category is stolen bases at 75 percent, followed by triples at 66.7 and sacrifice hits at 50.
- The Gamecocks return around 60 percent of its offense in most other categories, including 74.4 percent of their doubles to 71.7 percent of their home runs.
- The top hitter from last year is back, senior Kaylea Snaer, as she led NCAA Division I in doubles and SC in batting average, on-base percentage, slugging percentage, hits, RBI and sacrifice flies.
- Six newcomers could play in 2017, three signees and three transfers.
- Leading that contingent is former first-team All-Big Ten catcher Alyssa VanDerveer (Penn State), while high school All-Americans Mackenzie Boesel and Cayla Drotar both could be major contributors.
- Also joining the team are a pair of award-winning outfielders: two-time 2016 Big Ten Freshman of the Week Lauren Stewart (Purdue) and two-time NJCAA All-American Shannon Plese (Chattanooga State).
- The sixth newcomer, freshman Alexis Lindsey, will likely miss the year to rehabilitate an injury.
- The Gamecocks hail from 12 states this year, with the newcomers coming from California, Georgia, New Jersey, South Carolina and Tennessee.
- Nickie Blue and Hayley Copeland are the first Gamecock duo who are both over six-feet tall.
- While both are Williams' and seniors by class, Taylor and Victoria are not sisters.

SOUTH CAROLINA SOFTBALL HISTORICAL RECORD

- South Carolina has played 2,201 games in its softball history, going 1430-764-7 (.651) in its 41st season of sponsorship.

SC IN THE SEC STATS (as of March 1)		
All Games		
OFFENSIVE CATEGORY	Stat	Rank
Batting Average	.300	9th
Slugging Percentage	.463	8th
On-Base Percentage	.406	9th
Runs Scored	89	T-8th
Hits	118	T-8th
RBI	76	10th
Doubles	23	T-4th
Triples	4	T-4th
Home Runs	11	T-10th
Total Bases	182	8th
Walks	52	8th
Hit by Pitches	22	1st
Sacrifice Bunts	6	T-7th
Sacrifice Flies	6	T-1st
Stolen Bases	24	T-8th
PITCHING CATEGORY	Stat	Rank
Earned Run Average	1.36	6th
Opposing Batting Average	.182	6th
Innings Pitched	103.0	6th
Strikeouts	74	10th
FIELDING CATEGORY	Stat	Rank
Fielding Percentage	.970	9th
Chances	464	3rd
Fielding Double Plays	7	3rd
SC PLAYERS IN SEC STATS		
OFFENSIVE CATEGORY	Stat	Rank
Batting Average		
Krystan White	.425	14th
On-Base Percentage		
Krystan White	.529	13th
RBI		
Mackenzie Boesel	15	T-11th
Home Runs		
Kaylea Snaer	3	T-11th
Hit by Pitch		
Taylor Williams	5	1st
Jordyn Augustus	3	T-4th
Kenzi Maguire	3	T-4th
Victoria Williams	3	T-4th
Sacrifice Flies		
Victoria Williams	2	T-2nd
PITCHING CATEGORY	Stat	Rank
Opposing Batting Average		
Jessica Elliott	.161	9th
Innings Pitched		
Nickie Blue	43.2	7th
Wins		
Nickie Blue	7	T-3rd
FIELDING CATEGORY	Stat	Rank
Putouts		
Kaylea Snaer	125	2nd
Assists		
Krystan White	33	7th
Fielding Double Plays		
Kaylea Snaer	6	3rd
Kenzi Maguire	4	T-5th

**SC vs. NORTHWESTERN
STATISTICAL COMPARISON**

Records/Rankings	SC	NU
Record	14-2	3-10
Neutral Site Record	2-1	3-7
National Ranking	RV	N/A
2016 NCAA RPI	24	45

NCAA Statistics	SC	NU
Batting Average	.301 / 70th	.251 / 188th
Slugging Percentage	.464 / 52nd	.333 / 221st
Scoring	5.71 / 53rd	3.38 / 196th
Doubles Per Game	1.36 / 88th	0.85 / 212th
Triples Per Game	0.29 / 41st	0.08 / 191st
Home Runs Per Game	0.71 / 85th	0.38 / 191st
Stolen Bases Per Game	1.64 / 49th	1.23 / 88th
Earned Run Average	1.54 / 21st	3.56 / 149th
Fielding Percentage	.969 / 66th	.953 / 166th
Double Plays Per Game	0.43 / 62nd	0.46 / 48th

NU's Top Hitters	BA/OBP/SLG	Other Stats
Kenzie Ellis	.351/.390/.459	1 HR, 10 RBI
Sabrina Rabin	.311/.340/.311	8-10 SB
Anna Petersen	.308/.325/.436	2 2B, 7 RBI
Morgan Nelson	.256/.333/.410	4 HR, 12 RBI
Krista Williams	.250/.447/.250	10 BB, 3-5 SB
Marissa Panko	.244/.262/.293	2 2B, 15 K
Sammy Nettling	.206/.229/.294	3 2B
Brooke Marquez	.182/.229/.273	3 2B, 2 SH
Alcy Bush	.148/.281/.259	5 BB

NU's Top-3 Pitchers (in order of IP)	2.26 ERA, 34 IP	27 K, 20 BB
Kenzie Ellis	2.26 ERA, 34 IP	27 K, 20 BB
Morgan Newport	5.75 ERA, 24.1 IP	13 K, 12 BB
Nicole Bond	2.58 ERA, 21.2 IP	14 K, 12 BB

**SC vs. INDIANA
STATISTICAL COMPARISON**

Records/Rankings	SC	IU
Record	14-2	6-8
Neutral Site Record	2-1	6-5
National Ranking	RV	N/A
2016 NCAA RPI	24	76

NCAA Statistics	SC	IU
Batting Average	.301 / 70th	.232 / 223rd
Slugging Percentage	.464 / 52nd	.326 / 228th
Scoring	5.71 / 53rd	3.21 / 208th
Doubles Per Game	1.36 / 88th	1.29 / 106th
Triples Per Game	0.29 / 41st	0.00 / N/A
Home Runs Per Game	0.71 / 85th	0.36 / 197th
Stolen Bases Per Game	1.64 / 49th	0.86 / 155th
Earned Run Average	1.54 / 21st	3.41 / 134th
Fielding Percentage	.969 / 66th	.956 / 147th
Double Plays Per Game	0.43 / 62nd	0.21 / 179th

Indiana's Top Hitters	BA/OBP/SLG	Other Stats
Aimilia McDonough	.391/.391/.696	4 2B
Taylor Uden	.267/.313/.333	3 2B, 8 RBI
CaraMia Tsigigos	.263/.396/.474	9 BB, 2 HR, 2 2B
Rebecca Blitz	.262/.354/.286	2 HBP, 5-6 SB
Rachel O'Malley	.237/.318/.289	2 2B
Erin Lehman	.231/.333/.333	6 BB
Bella Norton	.200/.259/.280	2 2B
Kayla Mathewson	.182/.296/.182	1 SF
Katie Lacefield	.154/.313/.192	2 SH, 2-2 SB
Gabbi Jenkins	.091/.091/.136	6 K

Indiana's Top-2 Pitchers (in order of IP)	3.69 ERA, 43.2 IP	60 K, 32 BB
Tara Trainer	3.69 ERA, 43.2 IP	60 K, 32 BB
Emily Goodin	2.42 ERA, 37.2 IP	23 K, 15 BB

SCOUTING NORTHWESTERN

- The Wildcats stand at 3-10 on the season, a year after finishing third in the Big Ten but posting a 27-28 record overall.
- Of this year's 10 losses, eight came against ranked teams.
- Seven starters return from last year's team, but they lost two power hitters who combined to post 31 of the team's 50 home runs and 114 of the squad's 257 RBI.
- One returning power hitter is Morgan Nelson, who's a quarter of the way to last year's total of eight home runs and 41 RBI.
- Leading the way this season is two-way player Kenzie Ellis, who ranks first in batting average, innings pitched, ERA and strikeouts.
- Ellis is two RBI behind Nelson's 12, which tops Northwestern.
- Sabrina Rabin returns and brings a lot of speed, swiping eight bases thus far a year after taking 40.
- Krista Williams has shown a patient eye at the plate, drawing 10 walks, which helps use her speed (three stolen bases).
- Senior Anna Petersen stands third on the team in batting average and RBI while posting two doubles.
- Sammy Nettling and Brooke Marquez both have three doubles on the season.

TIES BETWEEN SOUTH CAROLINA AND NORTHWESTERN

- Wildcat junior Brooke Marquez hails from the same SoCal A's group that produced four Gamecocks: Kaylea Snaer, Hayley Copeland, Kennedy Clark and Mackenzie Boesel.
- Northwestern senior Nicole Bond played for Carolina Elite, the same group that helped develop three current Gamecocks (Cayla Drotar, Macey Webb and Krystan White).

SC SERIES HISTORY vs. THE WILDCATS

- Northwestern holds a 6-5 advantage in the series, including winning the past five meetings.

THE LAST MEETING - NORTHWESTERN vs. SOUTH CAROLINA - FEB. 22, 2015

- Northwestern claimed a 6-4 win over South Carolina in the teams' finale in the 2015 Mary Nutter Classic in Cathedral City, Calif.
- The Wildcats posted three earned runs off Nickie Blue in four innings, while Blue fanned six.

SCOUTING INDIANA

- Last year's ace Tara Trainer has tossed 43.2 innings this season, striking out 60 while walking 32 to go with the 2.42 ERA.
- Her understudy, freshman Emily Goodin, won the Big Ten Freshman of the Week last week after going 3-1 while tossing a no-hitter against UAB in a tournament in Birmingham.
- The top four hitters return, including speedsters Rebecca Blitz and Erin Lehman.
- Blitz led the team with 29 stolen bases and a .350 batting average, while Lehman posted eight sacrifice hits, 13 steals and seven doubles.
- Blitz has five stolen bases but just a .262 batting average this year, while Lehman has drawn six walks, second on the team, but only swiped one base.
- CaraMia Tsigigos led the team with seven homers and a .541 slugging percentage while also drawing 31 walks.
- Tsigigos has two homers and six RBI while she holds the team-best .396 on-base percentage.
- Taylor Uden, who last year led IU with 31 RBI, has three doubles and a team-best eight RBI.
- Aimilia McDonough has four doubles and hits .391, both team bests.

TIES BETWEEN SOUTH CAROLINA AND INDIANA

- Both juniors, IU's Rachel O'Malley and SC's Jordyn Augustus played with the Beverly Bandits' travel-ball team.

SC SERIES HISTORY vs. THE HOOSIERS

- The Gamecocks have won the last seven meetings, though Indiana owns a 10-7-1 advantage in the series that dates back to 1977.

THE LAST MEETING - INDIANA vs. SOUTH CAROLINA - FEB. 17, 2017

- Mackenzie Boesel scored three times and drove in three more in the Gamecocks' 13-5 (5) victory over the Hoosiers in the Texas Invitational.
- Boesel and Kaylea Snaer both homered in the win, while Cayla Drotar got the victory with four innings of work.
- A second game between the two was canceled due to Indiana's travel plans from Austin.

SCOUTING ARIZONA STATE

- The Sun Devils stand at 12-3 on the year, returning to the top 25 early in the season.
- An NCAA Tournament team a year ago, 17 letterwinners returned from last year's 32-26 team.
- This season, the pitching staff has led the way, limiting foes to less than two runs a game while issuing just 10 walks in 100.1 innings.
- The four-woman staff is led by Breanna Macha's 39 innings with a 1.26 ERA.
- Dale Ryndak has struck out 24 batters in 25.2 innings while compiling a 2.18 ERA.
- Giselle Juarez has the best ERA on staff at 1.18, striking out 32 and walking four in 23.2 innings.
- At the plate, Ulufa Leilua leads the team with a .522 on-base percentage, four home runs and 11 RBI.
- Two other Sun Devils have .500 on-base percentages, Taylor Becerra and Chelsea Gonzales, with Gonzales leading the team with five doubles and ranking second with 10 RBI.
- Four other Sun Devils have two home runs: Miranda Farricker, Marisa Stankiewicz, Margaret Stahm and Nichole Chilson, with Chilson leading that group with nine RBI.
- Off the bench, Brynley Steele and Avianna Davis have stolen two bases each.

COMMON FOES OF THE GAMECOCKS AND SUN DEVILS

- Both teams own wins over Indiana, ASU a 4-2 win in the season's opening weekend and SC a 13-5 (5) win the following weekend in Texas.

TIES BETWEEN SOUTH CAROLINA AND ARIZONA STATE

- Both juniors, ASU's Dale Ryndak and SC's Jordyn Augustus played with the Beverly Bandits' travel-ball team.
- Juniors Hayley Copeland and Brynley Steele both hail from Esperanza High School in California.

SC SERIES HISTORY VS. THE SUN DEVILS

- Both teams have won five meetings in the series that dates back to 1983.
- They have split six neutral-site meetings.

THE LAST MEETING - SOUTH CAROLINA AT NO. 3/3 ARIZONA STATE - FEB. 27, 2014

- Nickie Blue tossed a complete game, striking out five, as the Gamecocks picked up their first road win over a top-five team, beating No. 3/3 Arizona State 3-2.
- Chelsea Hawkins went 3-for-3 with a homer and two RBI in the win, while Victoria Williams posted a pinch hit.

SCOUTING UCLA

- Perennial title contenders, UCLA is ranked in the top 10 in both major polls and is 13-3 this year.
- Seven offensive starters and the entire pitching staff returns from last year's Women's College World Series team.
- They may be stronger this season, as redshirt freshman Rachel Garcia leads the team in the circle, posting a 1.66 ERA in 46.1 innings, striking out 56 while walking seven.
- Selina Ta'amilo has the top strikeout-to-walk ratio at 15-1 in 18.1 innings of work.
- Johanna Grauer has fanned more than a batter an inning (38 in 35.2 IP) to go with a 1.77 ERA.
- At the plate, top returning batter Kylee Perez leads the team again with a .473 batting average and eight doubles.
- Two of the top three in homers returns, and this year, Madeline Jelenicki has a team-best five.
- Two other Bruins have four homers, senior Delaney Spaulding and Brianna Tautalafua.
- On the base paths, Spaulding leads the team with four stolen bases, while Gabrielle Maurice and Jenna Crawford have three each, with Crawford's all coming off the bench.

TIES BETWEEN SOUTH CAROLINA AND UCLA

- Bruin junior Selina Ta'amilo hail from the same SoCal A's group that produced four Gamecocks: Kaylea Snaer, Hayley Copeland, Kennedy Clark and Mackenzie Boesel.
- Both freshmen, UCLA's Jenna Crawford and SC's Alexis Lindsey played with the travel-ball outfit San Jose Sting.

SC SERIES HISTORY VS. THE BRUINS

- UCLA is 11-1 in the all-time series, including a 9-0 advantage in neutral-site affairs.

THE LAST MEETING - NO. 10/6 UCLA vs. SOUTH CAROLINA - FEB. 15, 2008

- The Bruins won a 6-2 decision over the Gamecocks in the Louisville Slugger Desert Classic in Las Vegas.
- Ashley Herrera went 4-for-5 with two runs in the game, while Megan Langenfeld led the charge with her three-run home run as part of her 2-for-4 day.
- Lindsay Walker led the Gamecocks with a 2-for-3 game, posting a double, while Ashton Payne rapped a triple.

SC vs. ARIZONA STATE		
STATISTICAL COMPARISON		
Records/Rankings	SC	ASU
Record	14-2	12-3
Neutral Site Record	2-1	3-2
National Ranking	RV	20/20
2016 NCAA RPI	24	38
NCAA Statistics	SC	ASU
Batting Average	.301 / 70th	.289 / 101st
Slugging Percentage	.464 / 52nd	.451 / 64th
Scoring	5.71 / 53rd	4.87 / 98th
Doubles Per Game	1.36 / 88th	1.00 / 165th
Triples Per Game	0.29 / 41st	0.20 / 88th
Home Runs Per Game	0.71 / 85th	0.87 / 57th
Stolen Bases Per Game	1.64 / 49th	0.53 / 211th
Earned Run Average	1.54 / 21st	1.33 / 17th
Fielding Percentage	.969 / 66th	.977 / 25th
Double Plays Per Game	0.43 / 62nd	0.27 / 152nd
ASU's Top Hitters	BA/OBP/SLG	Other Stats
Taylor Becerra	.432/.500/.459	5 BB, 2-2 SB
Chelsea Gonzales	.410/.500/.667	5 2B, 10 RBI, 3 SF
Skylar McCarty	.353/.393/.392	2-3 SB
Ulufa Leilua	.353/.522/.824	4 2B, 4 HR, 11 RBI
Marisa Stankiewicz	.243/.404/.486	7 BB, 2 HR, 8 RBI
Margaret Stahm	.233/.377/.395	2 HR, 9 BB
Sashel Palacios	.225/.407/.275	2 2B, 5 HBP, 8 BB
Nichole Chilson	.222/.310/.417	2 HR, 9 RBI
ASU's Pitchers (in order of IP)		
Breanna Macha	1.26 ERA, 39 IP	16 K, 5 BB
Dale Ryndak	2.18 ERA, 25.2 IP	24 K, 1 BB
Giselle Juarez	1.18 ERA, 23.2 IP	32 K, 4 BB
Alyssa Loza	0.00 ERA, 12 IP	8 K, 0 BB
SC vs. UCLA		
STATISTICAL COMPARISON		
Records/Rankings	SC	UCLA
Record	14-2	13-3
Neutral Site Record	2-1	8-2
National Ranking	RV	7/8
2016 NCAA RPI	24	13
NCAA Statistics	SC	UCLA
Batting Average	.301 / 70th	.355 / 15th
Slugging Percentage	.464 / 52nd	.583 / 9th
Scoring	5.71 / 53rd	6.31 / 35th
Doubles Per Game	1.36 / 88th	1.63 / 39th
Triples Per Game	0.29 / 41st	0.13 / 156th
Home Runs Per Game	0.71 / 85th	1.38 / 8th
Stolen Bases Per Game	1.64 / 49th	1.00 / 116th
Earned Run Average	1.54 / 21st	1.86 / 36th
Fielding Percentage	.969 / 66th	.975 / 33rd
Double Plays Per Game	0.43 / 62nd	0.44 / 61st
UCLA's Top Hitters	BA/OBP/SLG	Other Stats
Kylee Perez	.473/.491/.673	8 2B, 12 RBI, 2-3 SB
Delaney Spaulding	.451/.517/.843	6 2B, 4 HR 10 RBI, 4-4 SB
Paige Halstead	.396/.455/.667	3 HR, 10 RBI
Rachel Garcia	.390/.457/.537	3 2B, 11 RBI
Bubba Nickles	.360/.400/.500	2 HR, 10 RBI, 2-2 SB
Brianna Tautalafua	.333/.370/.667	4 HR, 12 RBI
Zoe Shaw	.278/.395/.333	2 2B, 7 BB
Gabrielle Maurice	.244/.326/.439	2 HR, 7 RBI, 3-3 SB
Madeline Jelenicki	.234/.288/.553	5 HR, 17 RBI
UCLA's Pitchers (in order of IP)		
Rachel Garcia	1.66 ERA, 46.1 IP	56 K, 7 BB
Johanna Grauer	1.77 ERA, 35.2 IP	38 K, 13 BB
Selina Ta'amilo	2.29 ERA, 18.1 IP	15 K, 1 BB
Paige McDuffee	2.42 ERA, 8.2 IP	6 K, 0 BB

**SC vs. LONG BEACH STATE
STATISTICAL COMPARISON**

Records/Rankings	SC	LBSU
Record	14-2	5-6-1
Neutral Site Record	2-1	1-3
National Ranking	RV	N/A
2016 NCAA RPI	24	37
NCAA Statistics	SC	LBSU
Batting Average	.301 / 70th	.228 / 230th
Slugging Percentage	.464 / 52nd	.323 / 229th
Scoring	5.71 / 53rd	3.08 / 217th
Doubles Per Game	1.36 / 88th	0.58 / 255th
Triples Per Game	0.29 / 41st	0.33 / 22nd
Home Runs Per Game	0.71 / 85th	0.33 / 202nd
Stolen Bases Per Game	1.64 / 49th	0.17 / 271st
Earned Run Average	1.54 / 21st	4.31 / 191st
Fielding Percentage	.969 / 66th	.959 / 133rd
Double Plays Per Game	0.43 / 62nd	0.33 / 108th
LBSU's Top Hitters	BA/OBP/SLG	Other Stats
Lauren Lombardi	.389/.476/.500	2 2B
Aniesa Maulupe	.333/.412/.500	1 HR, 10 RBI
Sammi Gyerman	.323/.382/.323	
Nichole Fry	.323/.476/.548	3 2B, 2 3B, 4 HBP
Hannah Cookson	.261/.261/.348	
Jessica Flores	.250/.500/.583	6 BB
Tierra Falo	.176/.364/.412	5 BB
Julia Lombardi	.167/.212/.267	1 HR, 5 RBI
LT Torres	.147/.231/.147	
Mattie Scheele	.133/.133/.133	
Kelli Finan	.077/.250/.077	
Lauren MacLeod	.182/.438/.182	4 BB
LBSU's Top-3 Pitchers (in order of IP)		
Christina Clermont	2.46 ERA, 37 IP	21 K, 15 BB
Devyn Magnett	5.35 ERA, 17 IP	1 K, 6 BB
Jessica Flores	6.39 ERA, 15.1 IP	9 K, 10 BB

SCOUTING LONG BEACH STATE

- The 49ers bring back seven starters from last year's team that finished third in the Big West in 2016.
- This season, the Beach, picked second in the Big West, has a 5-6-1 mark, with one win coming over a ranked foe (Notre Dame).
- Christina Clermont leads the team from the circle, where she's been named to the Big West First Team in both seasons at Long Beach.
- This season, Clermont has a 2.46 ERA in 37 innings, fanning 21 but walking 15.
- Behind Clermont is Devyn Magnett and Jessica Flores, but both have more walks than strikeouts in less than 20 innings each.
- Lauren Lombardi missed last weekend but tops the team with a .389 batting average.
- Nichole Fry has been the top hitter this season, posting three doubles and two triples, and she'll get on base any way possible (six walks, four HBP).
- Aniesa Maulupe has a team-high 10 RBI, while Flores is tied with Fry for the team lead in walks.
- The team doesn't run (2-for-4 in stolen bases) and has as many triples as home runs, four of each.

TIES BETWEEN SOUTH CAROLINA AND LBSU

- 49er sophomore Nichole Fry hails from the same SoCal A's group that produced four Gamecocks: Kaylea Snaer, Hayley Copeland, Kennedy Clark and Mackenzie Boesel.
- The Beach's pitching coach can chalk up a lot of her knowledge to Gamecock head coach Beverly Smith. Danielle Spaulding was a three-time All-American at North Carolina under Smith's tutelage.

THE ONLY MEETING - LONG BEACH STATE vs. SOUTH CAROLINA - MARCH 28, 1987

- Long Beach State won the only meeting between the teams on March 28, 1987, 1-0, in the Pony Invitational in Fullerton, Calif.
- Sandy Winchester posted the RBI single in the third off Gamecock starter Gretchen Koenig, leading LBSU to the win.
- Gamecock Marianne DiRupo went 2-for-3, the only player on either team with multiple hits.

GAMECOCKS vs. RANKED OPPONENTS

- South Carolina is 113-273-1 (.293) against opponents ranked in the NFCA top 25 since 1995.
- Broken down by site, the Gamecocks are 50-88 (.362) at home, 20-125 (.138) on the road and 43-60-1 (.418) in neutral-site outings.
- Last year, the Gamecocks went 7-18 against foes ranked at game time, including winning the series at home against No. 12/12 Georgia.

SOUTH CAROLINA STAFF HAS TOP CREDENTIALS

- Gamecock head coach Beverly Smith has been a part of 12 NCAA Tournament teams as a coach (eight at UNC, four at South Carolina).
- Associate head coach Lisa Navas has been to six NCAA Tournaments as an assistant coach (four at SC, one each at UNC and Missouri) and eight as a head coach (six Division II at Barry, two at NC State). Her 1998 Barry squad played in the national championship game.
- *Navas has been selected to be a part of the 2017-19 USA Softball Women's National Team coaching pool alongside 21 other coaches.*
- Assistant coach Calvin Beamon has three titles to his credit as a player, the biggest a College World Series title at Texas during 2005.
- He also won the NJCAA Division I title in 2003 at the College of Southern Nevada and a high school state championship at Smoky Hill High School in Cherry Creek, Colo.
- Volunteer assistant Matt Stewart worked the past three years at Florida, serving as a manager for both of the Gators' national title wins.

SMITH HAS FORMER STAFF MEMBERS AND GAMECOCK PLAYERS COACHING

- Gamecock head coach Beverly Smith has a growing collegiate coaching tree from her short time at South Carolina, as seen below.

Coach	Current Job	SC Role
Janelle Breneman	Head coach, UNC Greensboro	Assistant coach 2011-12
Chrissy Schoonmaker	Assistant coach, Connecticut	Volunteer assistant 2011-12
Laura Trout	Assistant coach, Illinois	Volunteer assistant 2013-14
Ashley Chastain	Assistant coach, Michigan State	Student 2011, Manager 2012-13
Kaela Jackson	Assistant coach, Michigan State	Student 2010-11, Volunteer assistant 2015
Chelsea Hawkins	Assistant coach, Gardner-Webb	Student 2011-14, Manager 2015

GAMECOCKS HAVE A RICH NCAA TOURNAMENT HISTORY

- South Carolina earned its 19th bid in the NCAA Tournament in 2016, the fourth straight under head coach Beverly Smith.
- The Gamecocks are 37-41 in those trips, making three NCAA Women’s College World Series in their history (1983, 1989 and 1997).
- The program has five AIAW World Series trips in its history as well prior to 1982.
- Last season’s regional was SC’s fourth trip to a regional in Tallahassee and the third-straight year the Gamecocks drove to Florida’s capital city.

GAMECOCKS OFF THE DIAMOND

- The Gamecocks post their third-highest team GPA in the past 10 years last spring (3.456).
- Fourteen Gamecocks garnered NFCA Scholar-Athlete honors in 2015-16, the most under Beverly Smith.
- Kaylea Snaer became the 17th Gamecock selected to CoSIDA’s Academic All-District team in 2016, a year after Victoria Williams made the squad.
- Off the 2016 roster of 20 students, 17 Gamecocks earned SEC Academic Honor Roll nods.
- Senior Macey Webb has been accepted to law school and wants to help women in need ([link](#)).
- Junior Jordyn Augustus went through the University’s Carolina Leadership Initiative in 2015-16 ([link](#)).
- Snaer participated in the first SEC Corporate Career Tour this Dec. in Atlanta ([link](#)).
- Gamecock freshmen Mackenzie Boesel, Cayla Drotar and Alexis Lindsey, during their official visit in the fall of 2015, joined the team and community helping Columbia recover from the historic floods that devastated the Midlands in October of 2015 ([link](#)).
- The softball team has won the department’s Community Outreach Team of the Year twice under Bev Smith in 2011 and 2013.
- Former Gamecocks have played a big part in helping out the Louisville Slugger Warriors team made up of former military veterans ([link](#)).

SC IN THE NCAA STATS (as of Feb. 27)

OFFENSIVE CATEGORY	Stat	Rank
Batting Average	.301	70th
On Base Percentage	.406	N/A
Slugging Percentage	.464	52nd
Scoring	5.71	53rd
Doubles Per Game	1.36	88th
Triples Per Game	0.29	41st
Home Runs Per Game	0.71	85th
Stolen Bases Per Game	1.64	49th
PITCHING CATEGORY	Stat	Rank
Earned Run Average	1.54	21st
FIELDING CATEGORY	Stat	Rank
Fielding Percentage	.969	66th
Double Plays Per Game	0.43	62nd
OFFENSIVE CATEGORY	Stat	Rank
Hit by Pitch Per Game		
Taylor Williams	0.42	21st
Jordyn Augustus	0.23	140th
Stolen Bases		
Kamryn Watts	0.45	112th
PITCHING CATEGORY	Stat	Rank
Earned Run Average		
Nickie Blue	1.34	94th
Cayla Drotar	1.64	133rd
Jessica Elliott	1.75	146th
Wins		
Nickie Blue	6	26th
Shutouts		
Nickie Blue	2	18th
Jessica Elliott	2	18th
Hits Allowed per 7 Innings		
Jessica Elliott	4.50	69th
Nickie Blue	4.87	97th

CAREER START BY POSITION MATRIX (EXCLUDING PITCHERS)

	C	1B	2B	3B	SS	LF	CF	RF	DP
Augustus	6	-	-	3	-	-	-	-	1
Boesel	-	-	13	-	-	-	-	-	3
Clark	-	-	-	-	-	8	10	53	-
Duffy	-	-	-	-	-	-	9	12	8
Hull	17	-	-	-	-	-	-	-	1
Maguire	-	-	-	-	54	-	-	-	-
Snaer	-	183	-	-	-	-	-	-	1
Stewart	-	-	-	-	-	-	3	-	-
VanDerveer	7	-	-	-	-	-	-	-	2
Watts	-	-	-	51	22	-	5	-	-
Webb	-	-	-	-	-	-	-	-	1
White	-	-	30	7	61	-	-	-	2
T. Williams	-	-	-	53	-	13	-	-	3
V. Williams	-	9	-	9	-	-	-	33	96

CAREER START BY BATTING ORDER MATRIX

	1	2	3	4	5	6	7	8	9
Augustus	-	-	-	-	-	-	-	3	6
Blue	-	-	-	-	-	-	-	1	-
Boesel	3	13	-	-	-	-	-	-	-
Clark	3	14	34	6	7	2	3	1	1
Drotar	-	-	-	-	-	-	1	-	-
Duffy	-	5	-	-	2	5	8	2	8
Hull	-	-	-	-	-	-	7	11	-
Maguire	3	9	6	-	2	15	13	2	4
Snaer	-	-	44	99	29	6	6	-	-
Stewart	-	-	-	-	-	-	-	-	3
VanDerveer	-	-	-	5	4	-	-	-	-
Watts	13	-	-	-	-	-	11	22	31
Webb	-	-	-	-	-	-	-	1	-
White	-	1	5	9	26	16	1	26	14
T. Williams	-	-	-	1	2	14	36	13	3
V. Williams	-	1	54	30	29	22	10	1	-

‘17 GAMECOCKS BATTING AROUND

Date/Opp.	Inn.	PA	Runs
2/10 Presbyterian	1	11	6
2/12 Presbyterian	3	10	5
2/12 Presbyterian	4	10	6
2/17 Texas	5	9	3
2/17 Indiana	2	9	5
2/26 College of Charleston	5	9	3

2017 GAMECOCKS’ LAST AT-BAT GAME-WINNING PLAYS

<i>Tiara Duffy (SB, E2)</i>	vs. Longwood, 2/11
<i>Mackenzie Boesel (GO)</i>	vs. Charlotte, 2/12
<i>Kaylea Snaer (HR)</i>	vs. College of Charleston, 2/25
<i>Shannon Plese (2B)</i>	vs. Winthrop-2, 2/28

Italics means play came in extra innings

19 NCAA TOURNAMENT BIDS ♦ EIGHT WOMEN'S COLLEGE WORLD SERIES APPEARANCES

GAMECOCKS IN SOUTH CAROLINA'S CAREER TOP-20 BATTING LISTS

HITTING CATEGORY	Stat	Rank
Batting Average (Min. 250 AB)		
Kaylea Snaer	.311	14th
On-Base Percentage (Min. 250 PA)		
Kaylea Snaer	.410	8th
Victoria Williams	.402	11th
Hits Per Game (Min. 100 Hits)		
Kaylea Snaer	0.89	16th
Doubles		
Kaylea Snaer	46	6th
Doubles Per Game (Min. 20 Doubles)		
Kaylea Snaer	0.25	1st
Victoria Williams	0.16	16th
Home Runs		
Kaylea Snaer	24	T-3rd
Taylor Williams	12	T-16th
Home Runs Per Game (Min. 8 Home Runs)		
Kaylea Snaer	0.13	4th
Taylor Williams	0.10	7th
Victoria Williams	0.06	20th
Total Bases		
Kaylea Snaer	286	12th
Slugging Percentage (Min. 250 AB)		
Kaylea Snaer	.543	6th
Victoria Williams	.445	16th
RBI		
Kaylea Snaer	117	9th
RBI Per Game (Min. 60 RBI)		
Kaylea Snaer	0.63	3rd
Victoria Williams	0.51	10th
Walks		
Kaylea Snaer	91	T-4th
Victoria Williams	56	T-15th
Walks Per Game (Min. 40 BB)		
Kaylea Snaer	0.49	1st
Victoria Williams	0.33	12th
Hit by Pitches		
Victoria Williams	24	3rd
Kenzi Maguire	18	T-6th
Taylor Williams	18	T-6th
Kennedy Clark	15	11th
Sacrifice Flies		
Kaylea Snaer	9	T-4th
Victoria Williams	7	T-9th
Krystan White	6	T-13th

WHERE THEY GO NEXT ON CAREER CHARTS

- Kaylea Snaer enters the weekend needing three doubles to tie for fifth at South Carolina, two RBI to tie for eighth and 10 total bases to tie for 11th.
- One blast for Taylor Williams brings her even with former teammate Olivia Lawrence (2012-15) in 15th.
- One homer for Victoria Williams ties her for 16th with five others, including classmate Taylor.
- One RBI for Victoria Williams joins her with former teammate Kristen Struett (2012-15) and Amber Curtis (2001-04) in 20th with 88. Two tie her for 18th with Laura Mendes (2008-11) and Shani Cannon (1992-95), while three join her to Chelsea Hawkins (2011-14) in 17th.
- Two walks for Victoria Williams ties her with Mendes in 14th.
- Two more HBPs joins Kenzi Maguire or Taylor Williams with Kristin Hall (2002-05) in fifth.
- Kennedy Clark is one HBP in back of Samie Garcia (2011-13) in 10th.
- Snaer's next sacrifice fly joins her with McKenna Hughes (2004-07) as well as Shani Cannon (1992-95) in second.
- Victoria Williams is one sac fly in back of a trio in sixth, while Krystan White is one in back of four in ninth, including Williams.

GAMECOCKS IN SOUTH CAROLINA'S CAREER TOP-15 PITCHING LISTS

PITCHING CATEGORY	Stat	Rank	PITCHING CATEGORY	Stat	Rank
Innings Pitched			Strikeouts		
Nickie Blue	631.2	7th	Nickie Blue	440	6th
Earned Run Average (Min. 250 IP)			Strikeouts Per 7 Innings Pitched (Min. 250 IP)		
Nickie Blue	2.36	T-14th	Nickie Blue	4.88	11th
Wins			Hits Per 7 Innings Pitched (Min. 250 IP)		
Nickie Blue	64	6th	Nickie Blue	6.01	13th
Winning Percentage			Relief Appearances		
Nickie Blue	.667 (64-32)	11th	Nickie Blue	68	2nd
Appearances			Saves		
Nickie Blue	147	3rd	Nickie Blue	18	T-1st
Games Started			Jessica Elliott	3	T-12th
Nickie Blue	79	10th	Wild Pitches		
Complete Games			Nickie Blue	35	1st
Nickie Blue	44	10th	Hit Batters		
Shutouts			Nickie Blue	37	T-3rd
Nickie Blue	14	T-9th	Jessica Elliott	30	6th

WIN-LOSS SUMMARY

Total	14-2
Conference	0-0
Non-Conference	14-2
Postseason	0-0
Home	11-0
Away	1-1
Neutral	2-1
vs. Ranked Opponents (NFCA)	0-0
vs. RPI Top 50 (current)	0-0
vs. RPI Top 100 (current)	0-0
vs. 2016 NCAA Tournament teams	4-0
on TV	3-1
on SEC Network +	11-0
vs. South Carolina teams	6-0
February	14-2
March	0-0
April	0-0
May	0-0
Day	10-2
Night	4-0
vs Left	4-1
vs Right	10-1
1-Run games	7-0
2-Run games	0-0
5+ Run games	7-0
Extra innings	2-0
Shutouts	8-0
Scoring 0-2 runs	5-1
Scoring 3-5 runs	2-1
Scoring 6-9 runs	4-0
Scoring 10+ runs	3-0
Opponent 0-2 runs	10-0
Opponent 3-5 runs	4-1
Opponent 6-9 runs	0-1
Opponent 10+ runs	0-0
Scored in 1st inning	5-0
Opp. scored in 1st inning	2-1
Scores first	11-0
Opp. scores first	3-2
After 4 leading	6-0
After 4 trailing	2-2
After 4 tied	6-0
After 5 leading	4-0
After 5 trailing	1-2
After 5 tied	4-0
After 6 leading	5-0
After 6 trailing	1-2
After 6 tied	3-0
Hit 0 home runs	7-1
Hit 1 home run	6-0
Hit 2+ home runs	1-1
Opponent 0 home runs	13-0
Opponent 1 home run	1-2
Opponent 2+ home runs	0-0
Made 0 errors	8-0
Made 1 error	3-1
Made 2+ errors	3-1
Opp. made 0 errors	6-1
Opp. made 1 error	3-1
Opp. made 2+ errors	5-0
Out-hit opponent	11-1
Out-hit by opponent	2-1
Hits are tied	1-0
Largest margin of victory	14 (vs. Presbyterian, 2/12)
Biggest deficit overcome	3, (vs. C of C [3-0] 2/25)
Shortest game	W vs. Winthrop-1 (2/28), 1:21
Longest game	W at Texas (2/17), 2:49

NATIONAL RANKINGS - WEEK 3

USA TODAY/NFCA

Rk	Team	Points	Record	Pre.
1	Florida State (18)	783	14-1-1	1
2	Auburn (2)	737	14-2	2
3	Florida (6)	713	15-1	3
4	Oregon	679	14-0	5
5	Texas A&M (5)	603	15-0	18
6	Arizona	596	15-1	9
7	UCLA	586	13-3	6
8	Washington	565	11-2	8
9	Oklahoma	552	9-4	4
10	Minnesota (1)	519	14-0	12
11	Alabama	491	13-2	10
12	James Madison	480	12-2	13
13	LSU	451	12-3	7
14	Michigan	386	9-4-1	14
15	Tennessee	343	13-2	15
16	Georgia	323	14-3	11
17	Utah	316	11-2	17
18	Louisiana-Lafayette	288	11-4	16
19	Kentucky	186	10-4	22
20	Arizona State	159	12-3	21
21	Pittsburgh	138	12-2	19
22	Baylor	123	14-3	24
23	California	116	12-1	RV
24	Missouri	91	7-5	20
25	Mississippi	47	12-2	RV

RV: BYU (38), South Alabama (24), Florida Atlantic (21), Texas (13), Notre Dame (9), USF (8), **South Carolina (7)**, Oregon State (2), San Diego State (2), Arkansas (2), Wichita State (1), Michigan State (1), Wisconsin (1).

ESPN.COM/USA SOFTBALL

Rk	Team	Record	Points	Pre.
1.	Florida (3)	15-1	460	3
2.	Florida State (7)	15-1-1	458	1
3.	Auburn (2)	14-2	455	2
4.	Oregon	14-0	425	6
5.	Texas A&M (6)	15-0	406	18
6.	Arizona (1)	15-1	377	9
7.	Washington	11-2	367	7
8.	UCLA	13-3	362	4
T9.	Alabama	13-2	318	10
T9.	Oklahoma	9-4	318	5
11.	Minnesota (1)	14-0	310	11
12.	LSU	12-2	296	8
13.	James Madison	12-2	270	15
14.	Michigan	9-4-1	234	14
15.	Tennessee	13-2	226	13
16.	Utah	11-2	202	17
17.	Georgia	14-3	174	12
18.	California	12-1	167	21
19.	Louisiana-Lafayette	11-4	165	16
20.	Arizona State	12-3	108	19
21.	Kentucky	10-4	74	24
22.	Baylor	14-3	60	25
23.	Mississippi	12-2	56	RV
24.	Pittsburgh	12-2	52	20
25.	Missouri	7-5	38	22

RV: Texas (20), Florida Atlantic (18), South Alabama (15), Wisconsin (15), USF (13), Arkansas (11), USC Upstate (10), **South Carolina (8)**, Ohio State (5), BYU (4), Notre Dame (2), San Diego State (1)

Note: SC opponents in *italics*

MISCELLANEOUS BATTING STATS

HITTING STREAKS

	LONG '17	CURRENT	CAREER	LONG
Kaylea Snaer	5	1		9
Kenzi Maguire	5	-		5
Krystan White	4	4		7
Mackenzie Boesel	4	-		4
Alyssa VanDerveer	3	3		3
Victoria Williams	3	2		7
Kennedy Clark	3	-		9
Kamryn Watts	3	-		5
Tiara Duffy	2	-		5
Taylor Williams	2	-		5
Shannon Plese	1	1		1
Lex Hull	1	-		3
Jordyn Augustus	1	-		2
Cayla Drotar	1	-		1
Lauren Stewart	1	-		1
Macey Webb	-	-		1
Nickie Blue	-	-		1

REACHED BASE STREAKS

	LONG '17	CURRENT	CAREER	LONG
Kaylea Snaer	13	13		16
Alyssa VanDerveer	8	8		8
Victoria Williams	8	2		11
Krystan White	7	4		9
Taylor Williams	7	-		11
Kenzi Maguire	5	-		7
Mackenzie Boesel	5	-		5
Kennedy Clark	4	4		16
Lex Hull	4	4		5
Tiara Duffy	3	-		8
Kamryn Watts	3	-		9
Shannon Plese	2	1		2
Jordyn Augustus	2	-		3
Lauren Stewart	1	-		1
Cayla Drotar	1	-		1
Macey Webb	-	-		1
Nickie Blue	-	1		1

PITCHES SEEN PER PLATE APPEARANCE

	PA	NP	Avg.
Jordyn Augustus	21	73	3.48
Mackenzie Boesel	59	228	3.86
Kennedy Clark	36	147	4.08
Cayla Drotar	5	16	3.20
Tiara Duffy	36	146	4.06
Lex Hull	16	64	4.00
Kenzi Maguire	26	71	2.73
Shannon Plese	8	24	3.00
Kaylea Snaer	55	218	3.96
Lauren Stewart	11	45	4.09
Alyssa VanDerveer	28	93	3.32
Kamryn Watts	46	143	3.11
Macey Webb	4	16	4.00
Krystan White	51	189	3.71
Taylor Williams	26	98	3.77
Victoria Williams	51	175	3.43

PITCHES THROWN PER PLATE APPEARANCE

	BF	NP	Avg.
Nickie Blue	171	635	3.71
Cayla Drotar	117	474	4.05
Jessica Elliott	130	567	4.36

19 NCAA TOURNAMENT BIDS ♦ EIGHT WOMEN'S COLLEGE WORLD SERIES APPEARANCES

GAME-BY-GAME GAMECOCK LINEUP BY POSITION

Date	Opponent	W/L	C	1B	2B	3B	SS	LF	CF	RF	DP	P
2/10	Ohio	W	Augustus	Snaer	Boesel	Watts	Maguire	Clark	Duffy	V. Williams	White	Elliott
2/10	Presbyterian	W	Augustus	Snaer	Boesel	White	Maguire	T. Williams	Watts	Clark	V. Williams	Drotar
2/11	Longwood	W	Augustus	Snaer	Boesel	White	Maguire	Clark	Watts	Duffy	V. Williams	Blue
2/12	Presbyterian	W	Hull	Snaer	Boesel	White	Maguire	T. Williams	Watts	V. Williams	VanDerveer	Elliott
2/12	Charlotte	W	Augustus	Snaer	White	Watts	Maguire	Clark	Duffy	V. Williams	Boesel	Drotar
2/17	Texas	W	VanDerveer	Snaer	Boesel	White	Maguire	T. Williams	Watts	Duffy	V. Williams	Elliott
2/17	Indiana	W	VanDerveer	Snaer	Boesel	White	Maguire	Clark	Watts	V. Williams	Augustus	Drotar
2/18	Louisiana Tech	W	VanDerveer	Snaer	White	Watts	Maguire	T. Williams	Duffy	V. Williams	Boesel	Blue
2/19	Louisiana Tech	L	VanDerveer	Snaer	White	Watts	Maguire	T. Williams	Duffy	V. Williams	Boesel	Elliott
2/22	North Carolina	L	VanDerveer	Snaer	Boesel	Watts	White	T. Williams	Duffy	Clark	V. Williams	Drotar
2/24	North Dakota State	W	VanDerveer	Snaer	Boesel	Augustus	White	Clark	Stewart	Duffy	V. Williams	Elliott
2/25	North Dakota State	W	Hull	Snaer	Boesel	Augustus	White	Clark	Stewart	V. Williams	VanDerveer	Blue
2/25	College of Charleston	W	VanDerveer	Snaer	Boesel	Augustus	White	T. Williams	Duffy	Clark	V. Williams	Drotar
2/26	College of Charleston	W	Augustus	Snaer	Boesel	Watts	White	Clark	Duffy	V. Williams	Hull	Blue
2/28	Winthrop	W	Augustus	Snaer	Boesel	Watts	White	T. Williams	Duffy	Clark	V. Williams	Elliott
2/28	Winthrop	W	Hull	Snaer	Boesel	Watts	White	Clark	Stewart	V. Williams	Webb	Drotar
3/3	Northwestern											
3/4	Indiana											
3/4	No. 20/20 Arizona State											
3/5	No. 7/8 UCLA											
3/5	Long Beach State											
3/8	Virginia Tech											
3/10	Tennessee											
3/11	Tennessee											
3/12	Tennessee											
3/15	USC Upstate											
3/17	Florida											
3/18	Florida											
3/19	Florida											
3/21	Gardner-Webb											
3/24	Alabama											
3/25	Alabama											
3/26	Alabama											
3/28	Furman											
4/1	Texas A&M											
4/2	Texas A&M											
4/3	Texas A&M											
4/5	Georgia Southern											
4/7	Mississippi State											
4/8	Mississippi State											
4/9	Mississippi State											
4/11	Coastal Carolina											
4/13	Mercer											
4/14	Florida State											
4/15	Florida State											
4/18	Charleston Southern											
4/18	Charleston Southern											
4/21	Auburn											
4/22	Auburn											
4/23	Auburn											
4/28	Georgia											
4/29	Georgia											
4/30	Georgia											
5/5	LSU											
5/6	LSU											
5/7	LSU											

GAMECOCK LINEUP BY POSITION (CAREER)

C	1B	2B	3B	SS	LF	CF	RF	DP	P
Hull 17	Snaer 183	White 30	T. Williams 53	White 61	T. Williams 13	Clark 10	Clark 53	V. Williams 96	Blue 79
VanDerveer 7	V. Williams 9	Boesel 13	Watts 51	Maguire 54	Clark 8	Duffy 9	V. Williams 33	Duffy 8	Elliott 42
Augustus 6			V. Williams 9	Watts 22		Watts 5	Duffy 12	Boesel 3	Drotar 6
			White 7			Stewart 3		T. Williams 3	Copeland 1
			Augustus 3					VanDerveer 2	
								Augustus 1	
								Hull 1	
								Snaer 1	
								Webb 1	
								White 1	

GAME-BY-GAME GAMECOCK LINEUP BY BATTING ORDER

Date	Opponent	W/L	1	2	3	4	5	6	7	8	9
2/10	Ohio	W	Watts	Boesel	Snaer	V. Williams	Clark	Maguire	Duffy	White	Augustus
2/10	Presbyterian	W	Watts	Boesel	Snaer	V. Williams	Clark	Maguire	T. Williams	White	Augustus
2/11	Longwood	W	Watts	Boesel	Snaer	V. Williams	Duffy	Maguire	Clark	White	Augustus
2/12	Presbyterian	W	Watts	Boesel	V. Williams	Snaer	VanDerveer	White	Maguire	Hull	T. Williams
2/12	Charlotte	W	Watts	Boesel	V. Williams	Snaer	Duffy	White	Drotar	Clark	Maguire
2/17	Texas	W	Watts	Boesel	V. Williams	Snaer	VanDerveer	White	Duffy	T. Williams	Maguire
2/17	Indiana	W	Watts	Boesel	V. Williams	Snaer	VanDerveer	White	Clark	Maguire	Augustus
2/18	Louisiana Tech	W	Watts	Boesel	V. Williams	Snaer	VanDerveer	White	Duffy	T. Williams	Maguire
2/19	Louisiana Tech	L	Watts	Boesel	Snaer	VanDerveer	V. Williams	White	Duffy	T. Williams	Maguire
2/22	North Carolina	L	Watts	Boesel	Snaer	VanDerveer	V. Williams	White	Duffy	T. Williams	Clark
2/24	North Dakota State	W	Boesel	Clark	V. Williams	VanDerveer	Snaer	White	Duffy	Augustus	Stewart
2/25	North Dakota State	W	Boesel	V. Williams	White	VanDerveer	Snaer	Clark	Hull	Augustus	Stewart
2/25	College of Charleston	W	Boesel	Duffy	White	VanDerveer	Snaer	V. Williams	Clark	T. Williams	Augustus
2/26	College of Charleston	W	Watts	Boesel	White	Snaer	V. Williams	Clark	Hull	Augustus	Duffy
2/28	Winthrop	W	Watts	Boesel	White	Snaer	Clark	Duffy	V. Williams	T. Williams	Augustus
2/28	Winthrop	W	Watts	Boesel	White	Snaer	Clark	V. Williams	Hull	Webb	Stewart
3/3	Northwestern										
3/4	Indiana										
3/4	No. 20/20 Arizona State										
3/5	No. 7/8 UCLA										
3/5	Long Beach State										
3/8	Virginia Tech										
3/10	Tennessee										
3/11	Tennessee										
3/12	Tennessee										
3/15	USC Upstate										
3/17	Florida										
3/18	Florida										
3/19	Florida										
3/21	Gardner-Webb										
3/24	Alabama										
3/25	Alabama										
3/26	Alabama										
3/28	Furman										
4/1	Texas A&M										
4/2	Texas A&M										
4/3	Texas A&M										
4/5	Georgia Southern										
4/7	Mississippi State										
4/8	Mississippi State										
4/9	Mississippi State										
4/11	Coastal Carolina										
4/13	Mercer										
4/14	Florida State										
4/15	Florida State										
4/18	Charleston Southern										
4/18	Charleston Southern										
4/21	Auburn										
4/22	Auburn										
4/23	Auburn										
4/28	Georgia										
4/29	Georgia										
4/30	Georgia										
5/5	LSU										
5/6	LSU										
5/7	LSU										

GAMECOCK LINEUP BY BATTING ORDER (CAREER)

Career Totals	1	2	3	4	5	6	7	8	9
	Watts 13	Clark 14	V. Williams 54	Snaer 99	Snaer 29	V. Williams 22	T. Williams 36	White 26	Watts 31
	Boesel 3	Boesel 13	Snaer 44	V. Williams 30	V. Williams 29	White 16	Maguire 13	Watts 22	White 14
	Clark 3	Maguire 9	Clark 34	White 9	White 26	Maguire 15	Watts 11	T. Williams 13	Duffy 8
	Maguire 3	Duffy 5	Maguire 6	Clark 6	Clark 7	T. Williams 14	V. Williams 10	Hull 11	Augustus 6
		White 1	White 5	VanDerveer 5	VanDerveer 4	Snaer 6	Duffy 8	Augustus 3	Maguire 4
		V. Williams 1		T. Williams 1	Duffy 2	Duffy 5	Hull 7	Maguire 2	Stewart 3
					Maguire 2	Clark 2	Snaer 6	Blue 1	T. Williams 3
					T. Williams 2		Clark 3	Clark 1	Clark 1
							Drotar 1	Webb 1	
							White 1	V. Williams 1	

19 NCAA TOURNAMENT BIDS ♦ EIGHT WOMEN'S COLLEGE WORLD SERIES APPEARANCES

THE LAST TIMES

TEAM

Wins

Had a 10+ game winning streak	10 (2/26-3/8/2016)
Had a 11+ game winning streak	23 (4/6-5/18/1997)
Had a 25+ game winning streak	38 (2/22-4/5/1997)*
Won an extra-inning game	8 innings, vs. College of Charleston (2/25/2017)
Overcame a deficit of four or more runs	4-0 vs. No. 17/15 Missouri (5/11/2016)
Won when trailing after six innings	vs. Charlotte, down 1-0 (2/12/2017)
Defeated a top-5 team	No. 4 Alabama (4/30/2016)
Defeated a top-5 team on the road	at No. 3 Arizona State (2/27/2014)
Defeated a ranked team on the road	at No. 16/14 Missouri (5/7/2016)
Won an SEC series from a top-5 team	No. 4 Alabama (won 2, 4/10-11/2009)
Won an SEC series from a top-10 team	No. 9 Tennessee (won 2, 3/13-15/2015)
Won an SEC road series from a top-25 team	No. 14 Kentucky (won 2, 4/17-18/2015)
Swept an SEC series	vs. Mississippi (3/29-30/2014)
Swept an SEC series on the road	at Mississippi State (4/26-28/2013)

Batting

Scored 13+ runs	13, vs. Indiana (2/17/2017)
Scored 14+ runs	14, vs. Presbyterian (2/12/2017)
Scored 20+ runs	21, vs. Southern Utah (2/26/2016)
Scored 25+ runs	29, vs. Alabama State (3/2/2013)
Scored 30+ runs	32, vs. Allen (1977)
Scored 40+ runs	41, vs. Coker (4/22/1975)
Was no hit	at North Carolina (3/21/2012)
Recorded 10+ hits	11, vs. Indiana (2/17/2017)
Recorded 12+ hits	12, vs. Mississippi (4/17/2016)
Recorded 14+ hits	19, at Arkansas (4/8/2016)
Recorded 20 hits	20, vs. Alabama State (3/2/2013)
Hit 4+ doubles	4, vs. Presbyterian (2/12/2017)
Hit 5+ doubles	5, vs. UCGC (2/19/2016)
Hit 8 doubles	vs. Alabama State (3/2/2013)
Hit 11 doubles	vs. Coppin State (3/31/1996)
Hit two triples	vs. Presbyterian (2/10/2017)
Hit four triples	vs. Indiana (3/12/1994)
Hit 3+ home runs	3, at North Carolina (2/22/2017)
Hit 4+ home runs	4, vs. Ohio (2/20/2016)
Hit 6 home runs	vs. Liberty (3/5/2015)
Hit back-to-back home runs	Mooney & T. Williams vs. Mississippi State (5/3/2015)
Hit three HRs to start innings in a game	vs. Tennessee (3/13/2015)
Had two players hit 2 HR in a game	Jennings and Curtis vs. Charlotte (2/7/2004)
Stole five bases	vs. Ohio (2/10/2017)
Stole six bases	at Furman (3/13/2013)
Drew 6+ walks	7, vs. College of Charleston (2/25/2017)
Drew 8+ walks	10, at Texas (2/17/2017)
Hit by 4+ pitches	4, vs. Charlotte (2/12/2017)
Hit by 5+ pitches	5, vs. Buffalo (3/16/2016)
Hit by six pitches	vs. Michigan State (3/5/2016)
Did not strike out	vs. College of Charleston (2/25/2017)
Struck out 10+ times	10 vs. No. 4/4 Alabama (4/30/2016)
Struck out 15 times	15 at Kentucky-2 (in 11 innings) (4/18/2015)

Pitching

Threw a perfect game	Melissa Hendon vs. Pittsburgh (3/4/2007)
Threw a no-hitter	Jessica Elliott vs. Winthrop-1 (2/28/2017)
Threw a one-hitter	Jessica Elliott vs. Presbyterian (2/12/2017)
Threw a two-hitter	Elliott & Blue vs. North Dakota State (2/24/2017)
Struck out 10+ batters	12, vs. Marshall (2/28/2015)
Did not walk a batter in the game	vs. Winthrop-1 (2/28/2017)
Allowed 10+ runs	10, at Arkansas (4/10/2016)
Allowed 15+ runs	15, vs. Michigan (2/12/2016)
Allowed 17+ runs	19, at Florida-1 (4/4/2015)
Allowed 20 runs	20, at Florida (5/8/2010)
Allowed 21+ runs	21, at Alabama (3/21/2010)
Allowed 10+ hits	11, vs. Mississippi (4/17/2016)
Allowed 15+ hits	17, at Florida-2 (4/4/2015)
Allowed 20+ hits	21, at Florida (5/8/2010)
Allowed four home runs	vs. Georgia (4/13/2013)
Allowed five home runs	vs. Alabama (4/15/2012)
Walked 7+ batters	7, vs. College of Charleston (2/25/2017)
Walked 8+ batters	9, at LSU (4/22/2016)
Walked 10+ batters	10, vs. Connecticut (3/5/2016)
Walked 11 batters	at Florida (4/4/2015)
Hit four batters	vs. Kentucky (3/13/2016)

Fielding

Did not commit an error	vs. Winthrop-2 (2/28/2017)
Did not commit an error in a three-game SEC series	vs. Tennessee (3/13-15/2015)
Committed three errors	vs. Louisiana Tech (2/19/2017)
Committed four errors	vs. California (2/21/2015)
Committed five errors	at Arkansas (4/11/2014)
Committed seven errors	vs. DePaul (3/5/2010)
Turned 2+ double plays in a game	3, vs. No. 24/24 USF (5/20/2016)
Turned four double plays in a game	at Florida Atlantic (2/16/2014)

INDIVIDUAL

Batting

Had six at bats	Lauren Masters and three others at Kentucky-2 (4/18/2005)
Had seven at bats	Lindi James vs. UCLA (5/28/1983)
Had four hits	Alexis Mack vs. Connecticut (3/5/2016)
Had five hits	Sky Brown vs. Coppin State (3/31/1996)
Scored four runs	Jordan Bizzell at UNC Wilmington (3/31/2015)
Scored five runs	Olivia Lawrence vs. Alabama State (3/2/2013)
Hit two doubles	Alyssa VanDerveer vs. North Dakota State (2/25/2017)
Hit three doubles	Evan Childs vs. Longwood (2/16/2010)
Hit two triples	Jessica Josker vs. Southeastern Louisiana (2/19/2005)
Hit two home runs	Alyssa VanDerveer at North Carolina (2/22/2017)
Hit a grand slam	Ansley Ard vs. Buffalo (3/16/2016)
Hit an inside-the-park home run	Alaynie Page vs. College of Charleston (2/14/2015)
Led off a game with a home run	Alaynie Page vs. No. 4/4 Alabama (4/30/2016)
Hit a pinch-hit home run	Taylor Williams vs. No. 17/15 Missouri (5/11/2016)
Hit a walk-off game-winning home run	Kaylea Snaer vs. College of Charleston (2/25/2017)
Collected nine total bases	Alaynie Page vs. Georgia (3/20/2016)
Collected 10 total bases	Chelsea Hawkins vs. Kennesaw State (3/2/2013)
Had one double and one triple	Alyssa VanDerveer at Texas (2/17/2017)
Had one double and one HR	Alaynie Page vs. Mississippi (4/17/2016)
Had one triple and one HR	Victoria Williams vs. Presbyterian (2/10/2017)
Had one double, one triple and one HR	Laura Mendes at Winthrop (3/2/2011)
Had three extra-base hits	1 2B, 2 HR for Chelsea Hawkins vs. Kennesaw State (3/2/2013)
Hit for the cycle	Tina Plew vs. Georgia State (2/25/1996)
Had five RBI	Alaynie Page at Charlotte (3/30/2016)
Had six RBI	Alaynie Page vs. Delaware State (2/7/2015)
Had eight RBI	Sky Brown vs. Coppin State (3/31/1996)
Drew three walks	Tiara Duffy vs. Ohio (2/10/2017)
Drew four walks	Samantha Jennings vs. Mississippi State (3/16/2002)
Drew two intentional walks	Kaylea Snaer vs. Arkansas (4/11/2015)
Hit by two pitches	Jordan Bizzell vs. No. 4/4 Alabama (4/30/2016)
Hit by three pitches	Alaynie Page vs. Florida (5/4/2013)
Hit two sacrifice flies	Dana Hathorn vs. LIU Brooklyn (2/14/2014)
Had two sacrifice bunts	Krystan White vs. Charleston Southern (3/23/2016)
Had three sacrifice bunts	Lindsay Walker at Kentucky (3/29/2008)
Stole two bases	Alaynie Page vs. Furman (4/26/2016)
Stole four bases	Tiff Tootle vs. Wright State (3/22/1992)

Pitching

Threw a perfect game	Melissa Hendon vs. Pittsburgh (3/4/2007)
Threw a no-hitter	Jessica Elliott vs. Winthrop-1 (2/28/2017)
Threw a one-hitter	Jessica Elliott vs. Presbyterian (2/12/2017)
Threw a two-hitter	Julie Sarratt at Mississippi (4/24-25/2015)
Pitched 8+ innings	9.0, Nickie Blue vs. Longwood (2/11/2017)
Pitched 9+ innings	9.2, Nickie Blue vs. Florida State (2/19/2015)
Pitched 10+ innings	10.0, Christine Hamilton vs. Mississippi (4/22/2006)
Pitched 11+ innings	11.0, Megan Matthews vs. Alabama (4/29/2001)
Pitched 12+ innings	12.0, Megan Matthews vs. Arkansas (4/15/2000)
Did not walk a batter in a CG	Jessica Elliott vs. Winthrop-1 (2/28/2017)
Struck out 10+ batters	12, Nickie Blue vs. Marshall (2/28/2015)
Struck out 14 batters	Audrey Broyles vs. College of Charleston (2/7/2009)
Struck out 15 batters	Melissa Hendon vs. College of Charleston (2/22/2007)
Struck out 17 batters	Megan Matthews vs. Pittsburgh (3/6/2001)
Struck out 18 batters	Trinity Johnson vs. Nicholls State (4/14/1995)
Struck out 19 batters	Trinity Johnson vs. Indiana (8 inn.) (3/7/1997)
Struck out 22 batters	Darlene Lowery vs. Indiana (10 inn.) (3/23/1985)
Allowed three home runs	Audrey Broyles vs. Georgia (4/13/2013)
Allowed four home runs	Audrey Broyles vs. Arkansas (3/9/2012)
Allowed five home runs	Kierstyn White at Alabama (3/21/2010)
Walked 6+ batters	6, Cayla Drotar vs. College of Charleston (2/25/2017)
Walked 7+ batters	7, Jessica Elliott at LSU (4/22/2016)
Walked nine batters	Jessica Barnes vs. Kentucky (3/19/2006)
Hit 3+ batters	3, Jessica Elliott at Auburn (3/25/2016)
Hit 4+ batters	4, Nickie Blue vs. Kentucky (3/13/2016)
Had 3+ wild pitches	3, Nickie Blue at Auburn-1 (3/21/2016)
Had 4+ wild pitches	4, Hayley Copeland vs. Winthrop (2/21/2016)
Had 5+ wild pitches	5, Kierstyn White at Georgia (4/25/2010)

Fielding

Had 15 putouts	Kaylea Snaer at Kentucky-2 (4/18/2014)
Had 19 putouts	McKenna Hughes at Florida Atlantic (2/10/2007)
Had 7+ assists	8, Krystan White vs. No. 17/15 Missouri (5/11/2016)
Had nine assists	Chrissy Schoonmaker vs. Georgia (4/7/2004)
Had an outfield assist	Kennedy Clark vs. Presbyterian (2/10/2017)
Had two outfield assists	Kennedy Clark at Auburn (3/25/2016)
Committed three errors	Jordan Bizzell vs. Northwestern (2/22/2015)
Committed four errors	Lindsay Walker vs. DePaul (3/5/2010)
Had two passed balls	Shelby Gonzales vs. Florida (5/4/2013)
Had three passed balls	Ashley Smith at Kentucky (4/5/2003)

* NCAA Division I record



CAROLINA SOFTBALL STADIUM AT BECKHAM FIELD

GAMECOCK FIRSTS AT CAROLINA SOFTBALL STADIUM

First Opponent

Alabama, the 2012 NCAA Division I Softball champs

First Game

March 15, 2013

Attendance

830, capacity for the weekend

First Pitch

7:05 p.m., a strike by Audrey Broyles

First Gamecock Out

Alabama's Haylie McCleney fouled out to South Carolina left fielder Alaynie Page. (3/15/13)

First Gamecock Baserunner

Dana Hathorn on a first-inning walk. (3/15/13)

First Gamecock Pitching Strikeout

Audrey Broyles struck out Danae Hays looking on a 1-2 pitch in the top of the second inning. (3/15/13)

First Gamecock Hit

Samie Garcia hit one to left in the third inning. (3/15/13)

First Run

Codee Yeske scored the first run in the new stadium in the Gamecock third. (3/15/13)

First RBI

Dana Hathorn singled to left in the third to score Yeske. (3/15/13)

First Gamecock Stolen Base

Dana Hathorn in the third inning. (3/15/13)

First Sacrifice Fly

Kristen Struett hit one to left center deep enough to allow Samie Garcia to score in the third. (3/15/13)

First Double Play

Alabama's Chaunsey Bell grounded into a double play, with Samie Garcia touching second and throwing to Julie Sarratt to complete it. (3/15/13)

First Gamecock Home Run

Codee Yeske pulled one out to left center to start the fifth. (3/15/13)

First Gamecock Double

Alaynie Page had a double in the fifth to center. (3/15/13)

First Gamecock Triple

Samie Garcia started the fifth vs. Appalachian State with a triple to right. (4/3/13)

First Gamecock Win

South Carolina beat Appalachian State 5-0. (4/3/13)

First Gamecock Shutout

Julie Sarratt (5 IP) and Katie Marks (2 IP) combined to shut down Appalachian State. (4/3/13)

First Gamecock Complete Game

Julie Sarratt won in six innings in the first game of a doubleheader against Coastal Carolina. (4/10/13)

First Gamecock Grand Slam

Codee Yeske blasted a grand slam in the first game of the Charlotte doubleheader. (4/24/13)

First No-Hitter

Nickie Blue and Jessica Elliott combined vs. WCU (3/1/16)

- Part of a long line of facility upgrades for South Carolina, Carolina Softball Stadium at Beckham Field hosted its first games in the spring of 2013.
- The Gamecocks opened their \$8 million facility on March 15, 2013, against defending national champion Alabama.
- All three games during opening weekend had a maximum capacity of 830 fans.
- Throwing out the first pitch on Friday night was Mitzi Beckham, who along with her husband David, continue to be honored by having the field named after them.
- Head women's basketball coach Dawn Staley and head football coach Steve Spurrier also helped out on opening weekend, throwing out first pitches on Saturday and Sunday, respectively.
- South Carolina got its first win in Carolina Softball Stadium history with a 5-0 shutout of Appalachian State on April 3, 2013.
- Carolina Softball Stadium at Beckham Field has a seating capacity of 1,305, with full capacity including standing room at 1,480. **This season, over 900 season tickets have been sold.**
- The stadium sits on the same site that the Gamecock Softball team has called home since 1983.
- Home plate has been in the same spot since the beginning of the 1997 season, when the former structure was built to usher in Southeastern Conference play.
- All time, South Carolina is 571-222-2 (.719) on the site. Since being renamed Beckham Field in 1998, the Gamecocks own a 294-169 (.635) mark on the field.
- A year after playing 17 games at home, the second-lowest mark in 16 years, the 2014 Gamecocks fell one postseason game shy from tying the 2002 team's record with 36 home games.
- The Gamecocks drew even with the 1997 team's win total of 27 wins, the second most in the field's history. The Gamecocks went 27-8 at Carolina Softball Stadium in 2014.
- Out of those 36 home games, South Carolina posted a shutout in 13 of them. One loss even saw the Gamecocks throw a one-hitter (vs. No. 16/19 Minnesota, 3/19). Another loss came in a 1-0 extra-inning game (vs. Longwood 4/26)
- In the 29 home dates in 2014, the Gamecocks posted paid crowds over 1,000 in 22 of them.
- Carolina Softball Stadium at Beckham Field hosted the 2014 SEC Softball Tournament, won by Georgia for the first time. All five sessions of the event had attendance marks over 1,100, with Saturday's finals on ESPN2 hitting the stadium's capacity with standing room filled at 1,480.
- All nine games of the SEC Softball Tournament were on the ESPN family of networks, giving the program and stadium national exposure over those four days.

NUMERICAL ROSTER

No	Name	Pos.	B/T	Ht.	Class	EX	Hometown/Previous School
1	Lauren Stewart	OF	R/R	5-6	So.	TR	Alpharetta, Ga./Purdue
2	Kenzi Maguire	IF	R/R	5-5	So.	1L	Hudson, Fla./River Ridge HS
3	Jordyn Augustus	C/U	R/R	5-4	Jr.	2L	New Tripoli, Pa./Parkland HS
4	Hayley Copeland	P	R/R	6-0	Jr.	2L	Yorba Linda, Calif./Esperanza HS
6	Shannon Plese	OF	L/L	5-8	Jr.	TR	Knoxville, Tenn./Chattanooga State CC
7	Mackenzie Boesel	IF	L/R	5-5	Fr.	HS	Yorba Linda, Calif./Orange Lutheran HS
8	Taylor Williams	U	R/R	5-10	Sr.	3L	Flatonia, Texas/Flatonia HS
9	Cayla Drotar	P/1B	R/R	5-6	Fr.	HS	Hartsville, S.C./Hartsville HS
10	Jessica Elliott	P	R/R	5-8	Sr.	1L	Orlando, Fla./Chipola College
11	Krystan White	IF	R/R	5-6	Jr.	2L	Chesterfield, S.C./Chesterfield HS
12	Kaylea Snaer	1B	R/R	5-9	Sr.	3L	Rowland Heights, Calif./Rowland HS
14	Alexis Lindsey	IF	L/L	5-9	Fr.	HS	San Jose, Calif./Leigh HS
15	Macey Webb	1B	R/R	5-6	Sr.	3L	Stanfield, N.C./West Stanly HS
18	Tiara Duffy	OF	L/L	5-9	Jr.	2L	Rehoboth Beach, Del./Cape Henlopen HS
21	Victoria Williams	U	L/R	5-6	Sr.	3L	Williamston, S.C./Palmetto HS
23	Kennedy Clark	OF	L/L	5-5	So.	1L	Chino Hills, Calif./Ayala HS
24	Kamryn Watts	U	L/R	5-6	Jr.	2L	Los Angeles, Calif./Torrance HS
33	Nickie Blue	P	R/R	6-1	Sr.	3L	Longmont, Colo./Niwot HS
41	Alyssa VanDerveer	C	R/R	5-7	Jr.	TR	Hillsborough, N.J./Penn State
44	Lex Hull	C	L/R	5-8	So.	1L	Louisville, Ky./Ballard HS

ALPHABETICAL ROSTER

No	Name	Pos.	B/T	Ht.	Class	EX	Hometown/Previous School
3	Jordyn Augustus	C/U	R/R	5-4	Jr.	2L	New Tripoli, Pa./Parkland HS
33	Nickie Blue	P	R/R	6-1	Sr.	3L	Longmont, Colo./Niwot HS
7	Mackenzie Boesel	IF	L/R	5-5	Fr.	HS	Yorba Linda, Calif./Orange Lutheran HS
23	Kennedy Clark	OF	L/L	5-5	So.	1L	Chino Hills, Calif./Ayala HS
4	Hayley Copeland	P	R/R	6-0	Jr.	2L	Yorba Linda, Calif./Esperanza HS
9	Cayla Drotar	P/1B	R/R	5-6	Fr.	HS	Hartsville, S.C./Hartsville HS
18	Tiara Duffy	OF	L/L	5-9	Jr.	2L	Rehoboth Beach, Del./Cape Henlopen HS
10	Jessica Elliott	P	R/R	5-8	Sr.	1L	Orlando, Fla./Chipola College
44	Lex Hull	C	L/R	5-8	So.	1L	Louisville, Ky./Ballard HS
14	Alexis Lindsey	IF	L/L	5-9	Fr.	HS	San Jose, Calif./Leigh HS
2	Kenzi Maguire	IF	R/R	5-5	So.	1L	Hudson, Fla./River Ridge HS
6	Shannon Plese	OF	L/L	5-8	Jr.	TR	Knoxville, Tenn./Chattanooga State CC
12	Kaylea Snaer	1B	R/R	5-9	Sr.	3L	Rowland Heights, Calif./Rowland HS
1	Lauren Stewart	OF	R/R	5-6	So.	TR	Alpharetta, Ga./Purdue
41	Alyssa VanDerveer	C	R/R	5-7	Jr.	TR	Hillsborough, N.J./Penn State
24	Kamryn Watts	U	L/R	5-6	Jr.	2L	Los Angeles, Calif./Torrance HS
15	Macey Webb	1B	R/R	5-6	Sr.	3L	Stanfield, N.C./West Stanly HS
11	Krystan White	IF	R/R	5-6	Jr.	2L	Chesterfield, S.C./Chesterfield HS
8	Taylor Williams	U	R/R	5-10	Sr.	3L	Flatonia, Texas/Flatonia HS
21	Victoria Williams	U	L/R	5-6	Sr.	3L	Williamston, S.C./Palmetto HS

COACHING STAFF

Head Coach	Beverly Smith (7th season, North Carolina, 1995)
Associate Head Coach	Lisa Navas (5th season, Oklahoma City, 1987)
Assistant Coach	Calvin Beamon (7th season, UNLV, 2010)
Volunteer Assistant Coach	Matt Stewart (1st season, Florida, 2014)
Director of Operations	Kacey Friedman (4th season, South Carolina, 2012)
Strength & Conditioning Coach	Ryan Waterbury (5th season, USC Upstate, 2010)
Athletic Trainer	Mike Rice (1st season, James Madison, 2015)
Graduate Student Manager	Renada Davis (2nd season, NC State, 2015)

PRONUNCIATION GUIDE

Mackenzie BOESEL	BŌ-zuhl
Cayla DROTAR	DROH-tahr
TIARA Duffy	tee-ERR-ah
Shannon PLESE	PLEECE (like fleece)
KAYLEA SNAER	Kay-LEE-uh SNARE

ROSTER BY CLASS

Senior (6): Nickie Blue, Jessica Elliott, Kaylea Snaer, Macey Webb, Taylor Williams, Victoria Williams

Junior (7): Jordyn Augustus, Hayley Copeland, Tiara Duffy, Shannon Plese, Alyssa VanDerveer, Kamryn Watts, Krystan White

Sophomore (4): Kennedy Clark, Lex Hull, Kenzi Maguire, Lauren Stewart

Freshman (3): Mackenzie Boesel, Cayla Drotar, Alexis Lindsey

ROSTER BY HEIGHT

6-1 Nickie Blue

6-0 Hayley Copeland

5-10 Taylor Williams

5-9 Tiara Duffy, Alexis Lindsey, Kaylea Snaer

5-8 Jessica Elliott, Lex Hull, Shannon Plese

5-7 Alyssa VanDerveer

5-6 Cayla Drotar, Lauren Stewart, Kamryn Watts, Macey Webb, Krystan White, Victoria Williams

5-5 Mackenzie Boesel, Kennedy Clark, Kenzi Maguire

5-4 Jordyn Augustus

ROSTER BY STATE

California (6): Mackenzie Boesel, Kennedy Clark, Hayley Copeland, Alexis Lindsey, Kaylea Snaer, Kamryn Watts

South Carolina (3): Cayla Drotar, Krystan White, Victoria Williams

Florida (2): Jessica Elliott, Kenzi Maguire

Colorado (1): Nickie Blue

Delaware (1): Tiara Duffy

Georgia (1): Lauren Stewart

Kentucky (1): Lex Hull

New Jersey (1): Alyssa VanDerveer

North Carolina (1): Macey Webb

Pennsylvania (1): Jordyn Augustus

Tennessee (1): Shannon Plese

Texas (1): Taylor Williams