



2014-15 GAME NOTES

SOUTH CAROLINA WOMEN'S BASKETBALL

Assoc. Media Relations Dir.: Diana Koval | Office: 803.777.7977 | Cell: 314.369.6050 | Email: dkoval@mailbox.sc.edu
Website: www.GamecocksOnline.com | Twitter: @GamecockWBB | Instagram: @GamecockWBB

Game Information

Date: Monday, February 9, 2015 | 8 p.m.
Site: Storrs, Conn.
Arena: Gampel Pavilion (10,167)
Broadcast: ESPN2 (Dave O'Brien, ppx; Doris Burke, analyst; Holly Rowe, sideline)
Radio: 107.5 The Game / Sirius 92 / XM 190 (Brad Muller)
Live Stats: GamecocksOnline.com

South Carolina Gamecocks 22-0, 10-0 SEC



VS.



Connecticut Huskies 22-1, 12-0 AAC

Ranking: 1/1 (AP/Coaches)
Head Coach: Dawn Staley
Record at SC: 143-71 (7th)
Career Rec.: 315-151 (15th)

Series History: UConn leads 2-0
In Storrs: UConn leads 1-0
In Columbia: UConn leads 1-0
Neutral Site: Never Met
Current Streak: UConn last 2

Ranking: 2/2
Coach: Geno Auriemma
Rec. at UC: 901-134 (30th)
Career Rec.: Same

Top Scorer: Mitchell (14.8 ppg)
Top Reb.: Coates (8.7 rpg)

Top Scorer: Stewart (16.1 ppg)
Top Reb.: Stokes (7.7 rpg)

2014-15 Schedule

Nov. 2	Coker (Exh.) (SECN+)	W, 100-25
Nov. 15	Southern California (SECN+)	W, 70-61
Nov. 20	Clemson (SECN)	W, 99-41
Nov. 23	San Diego State (SECN+)	W, 89-38
<i>Junkanoo Jam (Lucaya Division) • Freeport, Bahamas</i>		
Nov. 27	vs. Wisconsin	W, 67-44
Nov. 28	vs. #22/22 Syracuse	W, 67-63
Dec. 1	NC Central (SECN+)	W, 90-26
Dec. 4	Charlotte (SECN)	W, 82-61
Dec. 7	at #9/8 Duke (ESPN2)	W, 51-50
Dec. 14	Savannah State (SECN+)	W, 111-49
Dec. 17	at Hampton	W, 69-49
<i>Subway Classic • Minneapolis, Minn.</i>		
Dec. 20	vs. Central Michigan	W, 80-45
Dec. 21	vs. Liberty	W, 84-44
Jan. 2	Auburn* (SECN)	W, 77-58
Jan. 4	at LSU* (ESPN2)	W, 75-51
Jan. 8	at Alabama* (SECN+)	W, 102-59
Jan. 11	#10/11 Kentucky* (ESPN2)	W, 68-60
Jan. 15	at Missouri* (SECN)	W, 60-49
Jan. 19	at Florida* (SECN)	W, 77-42
Jan. 26	#12/10 Texas A&M* (ESPN2)	W, 79-61
Jan. 29	Alabama* (SECN+)	W, 85-54
Feb. 1	at Ole Miss* (ESPNU)	W, 77-59
Feb. 5	at #22/21 Georgia* (SECN)	W, 58-35
Feb. 9	at #2/2 Connecticut (ESPN2)	8 p.m.
Feb. 12	LSU* (FSN)	7 p.m.
Feb. 15	Vanderbilt* (ESPNU)	Noon
Feb. 19	at Arkansas* (SECN)	9 p.m.
Feb. 23	Tennessee* (ESPN2)	9 p.m.
Feb. 26	Mississippi State* (FSN)	7 p.m.
Mar. 1	at Kentucky* (ESPNU/2)	2/5 p.m.
<i>SEC Tournament • North Little Rock, Ark.</i>		
Mar. 4	First Round (SECN)	TBA
Mar. 5	Second Round (SECN)	TBA
Mar. 6	Quarterfinals (SECN)	TBA
Mar. 7	Semifinals (ESPNU)	TBA
Mar. 8	Final (ESPN)	TBA

* indicates SEC game
All Times Listed as Eastern and are subject to change

one.

Prior to each season, head coach Dawn Staley chooses a theme for her team to play under. This season's is "one."

With expectations surrounding this season, Staley believed it was important for her team to focus on the collective instead of any individual, knowing that to thrive in pressure situations, each student-athlete may have to sacrifice a piece of herself to become one team.















South Carolina Notables

- The Gamecocks are in their 41st season of women's basketball. It is the program's 24th season in the SEC and the seventh under head coach Dawn Staley. South Carolina has played in the last three NCAA Tournaments, including two trips to the Sweet 16 (2012, 2014).
- South Carolina is 5-0 against ranked opponents this season, including a pair of teams ranked in the top 10 at the time of the game – at Duke (Dec. 7) and vs. Kentucky (Jan. 11).
- South Carolina has shown its versatility throughout games this season with six different Gamecocks leading the offense in at least one game – three guards (Tiffany Mitchell, Bianca Cuevas, Asia Dozier) and three post players (A'ja Wilson, Alaina Coates, Aleighsa Welch).
- The Gamecock bench is among the most envied in the nation, averaging 38.4 points per game on the season. The group has tied or out-scored its starting teammates 13 times in 22 games, including eight of 10 SEC contests. Headlined by super-subs Alaina Coates (11.2 ppg/8.7 rpg) and A'ja Wilson (13.2 ppg/7.0 rpg), the group is actually multi-dimensional, especially in SEC action, during which freshman Bianca Cuevas is averaging 9.0 points and 1.9 assists and junior Tina Roy is shooting 40.7 percent from 3-point range.
- South Carolina is known for the height and volume of its post players, but it also uses its speed as a weapon as well. The Gamecocks average 12.3 fast break points, compared to just 4.0 by its opponents.
- Junior Tiffany Mitchell was named to the Capital One Academic All-District 4 team this week. An entry on all three national player of the year watch lists, she is fourth in the SEC with 14.8 points per game this season, while ranking second in the league shooting 51.6 percent. The reigning SEC Player of the Year is shooting 47.2 percent from 3-point range.
- Sophomore Alaina Coates is among the SEC's top 10 in double-doubles (1st, 10), rebounding (4th, 8.7), blocked shots (3rd, 1.7), offensive rebounds (9th, 3.0) and free throw percentage (9th, .705). She has already matched her freshman season total for double-doubles, putting her into the Gamecocks' career top 10 with 20. Nine of that career total have come in SEC play.
- South Carolina forward A'ja Wilson is the only freshman named to either the Wooden Award Midseason Top 20 or the Naismith Top 50 Watch List. She one of two SEC freshmen ranked in the league's top 20 in scoring (11th, 13.2 ppg) and is the only one to also hold a top-20 spot in rebounding (9th, 7.0 rpg). Her 1.6 blocked shots per game come in fifth.
- Senior Aleighsa Welch has provided reliable production and leadership throughout her career. With more weapons around her, the forward has proven she can still be a force when the chips are down, averaging a team-high 9.0 rebounds per game against ranked opponents. Welch has pulled down 6.7 rebounds per SEC game, compared to 5.2 in non-conference contests.
- Freshman point guard Bianca Cuevas has been impressive in SEC play, especially in powerful performances in the last five games. During the stretch, the high-octane Bronx, N.Y., native averages 11.6 points on 51.2 percent shooting and 2.4 assists.

Tale of the Tape

UConn	SC
22-1	Overall Record..... 22-0
12-0	Conference Record..... 10-0
9-0	Home Record..... 10-0
8-1	Away Record..... 8-0
5-0	Neutral Record..... 4-0
89.5	Points Per Game..... 78.0
48.0	Opp. Points Per Game..... 50.0
.533	Field Goal %age..... .486
.293	Opp. Field Goal %age..... .330
.410	3-Pt. Field Goal %age..... .349
.267	Opp. 3-Pt. Field Goal %age..... .250
.718	Free Throw %age..... .520
12.0	FTs Made Per Game..... 15.1
21.2	Assists Per Game..... 17.5
+6.0	Turnover Margin..... +4.0
44.7	Rebounds Per Game..... 43.3
+12.1	Rebounding Margin..... +11.5
10.8	Steals Per Game..... 9.2
8.2	Blocked Shots Per Game..... 6.4

2014-15 South Carolina Media Roster

0		<p>India Farmer 6-0 • So. • Forward • N. Myrtle Beach, S.C.</p> <p>PPG 0.3 RPG 0.5 APG .0 FG% .000 FT% .667</p>	<p>LAST GAME: 1 min at Ole Miss NOTABLE: Seen action in 13 games this season ... great team player ... works hard with good attitude ... played in 18 games last season, including seven SEC and four postseason.</p>	<p>Career Highs Pts: 3, 2x, vs. Alabama, 1/19/14 Reb: 3 vs. NC Central, 12/2/13 Ast: — Stl: —</p>
1		<p>Bianca Cuevas 5-6 • Fr. • Guard • Bronx, N.Y. <i>kway-VAAS</i></p> <p>PPG 6.6 RPG 1.6 APG 1.9 FG% .406 FT% .778</p>	<p>LAST GAME: 16 pts, 4 rebs, 2 assts at Georgia NOTABLE: Cat-quick, crafty guard now with better grasp of PG position ... 10+ points 7 times ... 9.0 ppg in SEC, 4.7 ppg in non-SEC ... 11.6 ppg over last 5 games ... McDonald's All-America.</p>	<p>Career Highs Pts: 21 at Ole Miss, 2/1/15 Reb: 4, 3x, at Georgia, 2/5/15 Ast: 5, 3x, vs. Alabama, 1/29/15 Stl: 4, 2x, vs. Sav. St., 12/14/14</p>
2		<p>Olivia Gaines 5-7 • Sr. • Guard • Chester, S.C.</p> <p>PPG 1.2 RPG 1.0 APG 0.9 FG% .323 FT% .750</p>	<p>LAST GAME: 2 pts, 1 reb, 1 asst at Georgia NOTABLE: Key defensive stopper ... played in every game this season, averaging 9.4 minutes in SEC play, up from 7.8 in non-conference ... picked up steal that set up winning play at Duke.</p>	<p>Career Highs Pts: 7 vs. Savannah St., 12/28/13 Reb: 5, 2x, vs. Clemson, 11/20/14 Ast: 5 vs. Chas. Sthrn., 11/8/13 Min: 23 vs. Alabama, 1/19/14</p>
3		<p>Kaydra Duckett 5-8 • Fr. • Guard • Columbia, S.C. <i>KAY-druh DUCK-it</i></p> <p>PPG 0.3 RPG 0.6 APG 0.1 FG% .125 FT% .500</p>	<p>LAST GAME: 1 reb, 4 min at Georgia NOTABLE: Has played in 14 games, including seven SEC ... 1st career points vs. NCCU ... rated 3A South Carolina player of the year ... won two state titles (2012, 2014).</p>	<p>Career Highs Pts: 2, 2x, vs. Sav. St., 12/14/14 Reb: 4 vs. Savannah St., 12/14/14 Ast: 1, 2x, vs. Sav. St., 12/14/14 Stl: 1, 2x, vs. Liberty, 12/21/14</p>
5		<p>Khadijah Sessions 5-8 • Jr. • Guard • Myrtle Beach, S.C. <i>kub-DEE-zhub SESH-uns</i></p> <p>PPG 4.0 RPG 2.7 APG 3.0 FG% .365 FT% .515</p>	<p>LAST GAME: 1 pt, 2 assts, 3 rebs at Georgia NOTABLE: Setting great defensive tone ... leads SEC in assist:TO (2.3), 9th in assists and 11th in steals (2.0) ... 8 games of 4+ assists ... 14 games with no more than one turnover – 7 with none</p>	<p>Career Highs Pts: 19 vs. Auburn, 2/3/13 Reb: 6 vs. Clemson, 11/20/14 Ast: 8 vs. NC Central, 12/1/14 Stl: 4, 8x, vs. TX A&M, 1/26/15</p>
15		<p>Tiffany Davis 5-7 • So. • Guard • Houston, Texas</p> <p>PPG 1.4 RPG 1.1 APG 0.5 FG% .385 FT% .667</p>	<p>LAST GAME: 2 pts, 2 rebs, 4 min vs. Texas A&M NOTABLE: Played in 14 games ... doing “her job” well off the bench, per Staley ... continues to learn how to run offense efficiently ... did not play at Ole Miss following medical procedure.</p>	<p>Career Highs Pts: 11 vs. Ole Miss, 1/30/14 Reb: 6 at Arkansas, 1/2/14 Ast: 3, 4x, vs. SC State, 12/22/13 Stl: 5 vs. Elon, 11/9/12</p>
22		<p>A'ja Wilson 6-5 • Fr. • Guard/Forward • Hopkins, S.C. <i>A-zhub</i></p> <p>PPG 13.2 RPG 7.0 BPG 1.6 FG% .514 FT% .630</p>	<p>LAST GM: 4 pts, 5 rebs, 2 blks at Georgia NOTABLE: Scored 10+ 18 times, 4 double-doubles ... 11th in SEC in scoring, 9th in rebounds – only freshman in top 20 in both ... only fr. on Naismith Top 50 or Wooden Midseason Top 20.</p>	<p>Career Highs Pts: 23 vs. Sav. St., 12/14/14 Reb: 13 at LSU, 1/4/15 Ast: 3, 3x, vs. Alabama, 1/29/15 Stl: 3, 4x, vs. C. Mich., 12/20/14</p>
23		<p>Tina Roy 5-11 • Junior • Guard • Kaplan, La.</p> <p>PPG 4.4 RPG 2.0 APG 2.5 FG% .405 FT% .500</p>	<p>LAST GAME: 6 pts, 2 rebs at Georgia NOTABLE: Committed multiple turnovers in just 5 games ... shooting team-high 40.7 percent from 3-point range in SEC play ... key part of 14-2 1st-half run that broke 7-7 tie at Georgia.</p>	<p>Career Highs Pts: 15 vs. Presbyterian, 11/27/11 Reb: 8 at Miss. State, 2/6/14 Ast: 10 vs. Sav. State, 12/14/14 Stl: 3 vs. Southern Cal, 11/15/14</p>
24		<p>Aleighsa Welch 6-0 • Sr. • Forward • Goose Creek, S.C. <i>uh-LEE-sub</i></p> <p>PPG 9.0 RPG 5.9 BPG 1.3 FG% .574 FT% .408</p>	<p>LAST GM: 2 pts, 14 rebs, 3 blks at Georgia NOTABLE: 11 games with 10+ pts ... 7 games of 3+ assists (1.8 apg) ... 3 games of 3+ blocks ... matched season-high rebs at UGA ... 3-time team captain ... great communicator, leader.</p>	<p>Career Highs Pts: 23 vs. UNC, 12/18/13 Reb: 17 vs. CofC, 11/14/13 Ast: 5 vs. Savannah St., 12/28/13 Blk: 5, 2x, at Kentucky, 2/20/14</p>
25		<p>Tiffany Mitchell 5-9 • Jr. • Guard • Charlotte, N.C.</p> <p>PPG 14.8 RPG 2.9 APG 2.8 FG% .516 FT% .841</p>	<p>LAST GAME: 14 pts, 3 assts, 2 stls at Georgia NOTABLE: SEC top five in pts, FG%, FT% and 3s made/gm ... 10+ pts 18 times, 3 20+ gms ... Wade and Staley Award Watch List, Wooden Top 20, Naismith Top 30 ... Academic All-District.</p>	<p>Career Highs Pts: 25 vs. Georgia, 2/27/14 Reb: 11, 5x, at Arkansas, 1/2/14 Ast: 9 at SDSU, 11/23/13 Stl: 7 vs. NC Central, 12/1/14</p>
31		<p>Asia Dozier 6-0 • Jr. • Guard/Forward • Columbia, S.C. <i>DOE-zbur</i></p> <p>PPG 4.1 RPG 1.0 APG 2.0 FG% .395 FT% .667</p>	<p>LAST GM: 4 rebs at Georgia NOTABLE: 10+ points three times ... handed out four assists five times this season ... hit key 3s in wins over Kentucky and at Missouri ... team captain.</p>	<p>Career Highs Pts: 16, 2x, at SDSU, 11/23/13 Reb: 10 vs. Elon, 11/9/12 Ast: 6, 2x, vs. Georgia, 3/7/14 Stl: 2, 7x, at Alabama, 1/8/15</p>
33		<p>Elem Ibiam 6-4 • Sr. • Center • Fayetteville, Ga. <i>ELL-um IB-ee-um</i></p> <p>PPG 7.2 RPG 4.1 BPG 1.0 FG% .589 FT% .692</p>	<p>LAST GAME: 8 pts, 3 rebs, 2 blks at Georgia NOTABLE: 2nd in career blocks (153), 24 shy of record ... 14th in SEC in blocks ... 10+ pts in 7 games, 1 20-pt game ... personal 8-2 run at Ole Miss after Rebels got within 3 ... team captain.</p>	<p>Career Highs Pts: 21 vs. Sav. St., 12/14/14 Reb: 12, 2x, vs. CMU, 12/20/14 Blk: 7 at Miss. State, 2/6/14 Min: 34 at Texas A&M, 1/16/14</p>
40		<p>Jatarie White 6-4 • Fr. • Forward • Charlotte, N.C. <i>jub-TAR-ee</i></p> <p>PPG 3.7 RPG 3.2 BPG 0.3 FG% .457 FT% .500</p>	<p>LAST GAME: 5 pts, 7 rebs, 2 blks at Georgia NOTABLE: Missed 12 games due to illness (3) and foot injury (9) ... returned w/ great outing at Georgia ... brings great energy, different look to post play ... WBCA, McDonald's All-America.</p>	<p>Career Highs Pts: 11 vs. Clemson, 11/20/14 Reb: 7 at Georgia, 2/5/15 Blk: 2 at Georgia, 2/5/15 Stl: 1, 2x, vs. SDSU, 11/23/14</p>
41		<p>Alaina Coates 6-4 • So. • Center • Irmo, S.C. <i>uh-LAY-nuh COATS</i></p> <p>PPG 11.2 RPG 8.7 BPG 1.7 FG% .553 FT% .705</p>	<p>LAST GM: 10 pts, 10 rebs, 2 blks at Ole Miss NOTABLE: 20th in SEC in pts, 4th in rebs, 3rd in blocks ... SEC-best 10 doubles-doubles ... 10+ pts 14 times, 2 20-pt gms ... 10+ rebs 12 times, 5 with 13+ ... avg 12.0 pts, 10.3 rebs last 3 gms.</p>	<p>Career Highs Pts: 24, 2x, vs. Ole Miss, 1/30/14 Reb: 17 vs. Kentucky, 1/9/14 Blk: 5, 3x, vs. Alabama, 1/29/15 Min: 30 vs. Sthrn. Cal, 11/15/14</p>

Starter

Reserve

Quick Facts

The University

Location: Columbia, S.C.
Founded: 1801
Enrollment: 31,964
Colors: Garnet (PMS 202C) and Black
Nickname: Gamecocks
Conference: Southeastern
President: Dr. Harris Pastides
Athletics Director: Ray Tanner
Facility: Colonial Life Arena (18,000)

Coaching Staff

Head Coach: Dawn Staley
Alma Mater: Virginia, 1992
Overall Record: 315-151 (14th season)
School Record: 143-71 (6th season)
Assoc. Head Coach (Alma Mater):
 Lisa Boyer (Ithaca, 1979)
Assistant Coaches (Alma Mater):
 Nikki McCray-Penson (Tennessee, 1995)
 Darius Taylor (Michigan, 2000)

Team Information

2013-14 Record: 29-5
 Home: 16-0 Away: 10-2 Neutral: 3-3
SEC Record (Finish): 14-2 (1st)
 Home: 8-0 Away: 6-2
Letterwinners Returning/Lost: 10/2
Starters Returning/Lost: 5/0

Program History

First Year of Women's Basketball: 1974-75
All-Time Record: 723-500 (41st season)
All-Time SEC Record: 126-199 (23rd season)
NCAA Appearances (Last): 11 (2014)
NCAA Tournament Record: 13-11
Last NCAA Result: L, 58-65, North Carolina, Palo Alto, Calif, 3/30/14, Sweet 16
WNIT Appearances (Last): 4 (2011)
WNIT Record: 3-4

Media Relations

Women's Basketball Contact: Diana Koval
Office: 803.777.7977
Cell: 314.369.6050
Email: dkoval@mailbox.sc.edu
Press Row Phone: 803.777.6182
Athletics Department on the Web
Website: GamecocksOnline.com
Twitter: @GamecocksOnline
Instagram: @GamecocksOnline
Facebook: Facebook.com/GamecocksOnline
YouTube: YouTube.com/GamecocksOnline
Women's Basketball on Twitter
Team: @GamecockWBB
Head Coach: @DawnStaley

Current Gamecock Streaks

	Total	Home	Road	Neut.
Overall	W22	W28	W8	W4
SEC	W10	W14	W6	—
Non-Conference	W12	W16	W9	W4
Ranked Teams	W5	W3	W2	W1

A South Carolina Win Would...

- Extend the program-record win streak to 23, which would set the record for best start to a season by any Gamecock sport (Baseball in 2000; Women's Tennis in 1979-80).
- Be the highest-ranked win in program history, topping the three wins over No. 3 ranked teams.
- Be the program's second road win over a top-10 team this season and the highest-ranked road win since a 64-60 decision over then-No. 8 Tennessee on Feb. 2, 2012.

By the Numbers

- 1 Game this season in which the Gamecocks have had to overcome a double-digit deficit (12 vs Syracuse, Nov. 28)
- 2 Games this season in which the Gamecocks have allowed a team to shoot over 40.0 percent – Charlotte (Dec. 4), 45.3 percent and at Ole Miss (Feb. 1), 40.4 percent
- 2 Gamecocks named to the Wooden Award Midseason Top 20 – Tiffany Mitchell and A'ja Wilson
- 3 Gamecocks ranked among the SEC's top four shot blockers in league play – Alaina Coates (2nd, 2.0), A'ja Wilson (3rd, 1.8) and Aleighsa Welch (4th, 1.5)
- 6 Games this season in which the Gamecocks have held a team to under 30.0 percent shooting
- 9.0 Points per SEC game by Bianca Cuevas, who averaged 4.7 in non-conference average
- 9.0 Rebounds per game against ranked opponents by Aleighsa Welch this season, compared to her 4.9 average in other games
- 10 Double-doubles by Alaina Coates this season, most in the SEC, including four in league play
- 11 Games this season in which South Carolina has held its opponent under 50 points
- 13 Games in which South Carolina's bench has tied or out-scored its starters
- 18 Games in which freshman A'ja Wilson has scored in double figures – a team high
- 22 Rank in career points in program history for junior Tiffany Mitchell (1,157), trailing a spot in the top 20 by 42 points
- 32 More made free throws by South Carolina than its opponents have attempted (332-300)
- 39.8 Points per game scored by the Gamecocks in the paint this season, compared to just 21.0 by their opponents.
- 51.6 Percent of the Gamecocks' points in SEC games scored by the bench
- 60.6 Percent of the Gamecocks' field goals that have been assisted this season, helping them rank 14th in the nation with 17.5 apg
- 77.1 Percent free throw shooting by the Gamecocks in the last five minutes of games with a margin of 10 or fewer points

UConn Series History

The Gamecocks and Huskies have met twice before tonight, once on each team's home court, with the last meeting coming Staley's inaugural season in Columbia (2008-09).

Under then-head coach Susan Walvius, the Gamecocks suffered a 97-39 loss to Connecticut on Dec. 17, 2007, in Storrs. On the Huskies' return trip to Columbia the following season, Staley's team cut the margin exactly in half, falling 77-48 on Dec. 28, 2008.

Ranked Readings

South Carolina is facing its sixth ranked opponent of the season tonight with a 5-0 record against such foes. The Gamecocks are 70-216 all-time against ranked teams with a 20-39 record in the Dawn Staley era. Under Staley, South Carolina is 7-16 against ranked opponents at Colonial Life Arena, 9-12 on the road and 4-11 at neutral sites.

Gamecocks in the Rankings

(Thru games of 2/6)

Team	SEC	NCAA	Actual
Scoring Offense	1	13	78.0
Scoring Defense	1	2	50.0
Scoring Margin	1	2	+28.1
Field Goal Percentage	1	5	.486
Field Goal %age Def.	1	3	.330
3-Point FG %age	1	57	.349
3-Point FG %age Def.	3	6	.250
3-Point FG Made/Gm.	4	175	5.0
Free Throw Percentage	9	240	.661
Rebounding Offense	1	—	43.3
Rebounding Defense	2	—	31.8
Rebounding Margin	1	7	+11.5
Assists	1	14	17.5
Steals	9	81	9.2
Turnover Margin	4	39	+4.0
Turnovers	—	47	14.0
Assist-to-Turnover Ratio	1	14	1.2
Blocked Shots	1	8	6.4
Home Attendance Avg.	1	1	11,852

Alaina Coates	SEC	NCAA	Actual
Scoring	T-20	—	11.2
Rebounding	4	94	8.7
FT Percentage	T-9	—	.705
Blocks	3	91	1.7
Off. Rebounds	9	—	3.0
Double-Doubles	1	27	10

Elem Ibiam	SEC	NCAA	Actual
Blocks	T-14	245	1.0

Tiffany Mitchell	SEC	NCAA	Actual
Scoring	4	186	14.8
FG Percentage	2	43	.516
FT Percentage	3	50	.841
3-Pt FG Made	5	175	1.9
Assists	15	—	2.8
Steals	14	214	1.8

Khadijah Sessions	SEC	NCAA	Actual
Assists	9	—	3.0
Assist-to-Turnover Ratio	1	24	2.3
Steals	11	142	2.0

Aleighsa Welch	SEC	NCAA	Actual
Rebounding	19	—	5.9
Blocks	8	153	1.3
Off. Rebounds	15	—	2.6

A'ja Wilson	SEC	NCAA	Actual
Scoring	11	—	13.2
Rebounding	9	—	7.0
Blocks	5	102	1.6

2014-15 Double-Doubles

Alaina Coates (10)

11/15	Southern Cal	18 pts/13 rebs
11/20	Clemson	12 pts/10 rebs
12/4	Charlotte	15 pts/13 rebs
12/14	Savannah State	20 pts/10 rebs
12/17	at Hampton	12 pts/13 rebs
12/20	vs. Central Michigan	16 pts/10 rebs
1/2	Auburn	11 pts/14 rebs
1/26	Texas A&M	12 pts/11 rebs
1/29	Alabama	14 pts/10 rebs
2/1	at Ole Miss	10 pts/10 rebs

Elem Ibiam (1)

12/20	vs. Central Michigan	10 pts/12 rebs
-------	----------------------	----------------

A'ja Wilson (4)

11/28	vs. Syracuse	15 pts/10 rebs
12/21	vs. Liberty	17 pts/10 rebs
1/2	Auburn	12 pts/10 rebs
1/4	at LSU	21 pts/13 rebs

Tonight's game is the second No. 1 vs. No. 2 battle the Gamecocks have played in their now 41 seasons of women's basketball. Then-No. 2 South Carolina hosted No. 1 Louisiana Tech on Jan. 8, 1982, with the Lady Techsters taking home a 71-58 victory.

Historically, South Carolina has played a team ranked in the top two in the nation 29 times – 12 vs. No. 1, 17 vs. No. 2 – with the Gamecocks also ranked in just eight of those matchups. The highest-ranked team South Carolina has ever defeated is No. 3, which it did three times – Auburn on Feb. 27, 1993; Auburn on Dec. 29, 1990; and Louisiana Tech on March 23, 1980.

Road Warriors

The Gamecocks are 8-0 on the road this season, including six SEC outings in enemy territory.

Overall, South Carolina is 211-240 (.468) in road games, including a 44-31 (.587) record during the Dawn Staley era. After a difficult start as the Gamecocks' mentor, Staley has guided her team to two of the program's top five road records in program history, including last season's school-record winning percentage of .833 (10-2). Her 2012-13 team posted a 7-3 (.700) record on the road for the fourth-best in program history.

Poll Prominence

South Carolina is in its 12th week as the No. 1 team in the Associated Press Poll, the third-longest stretch by a team in the last five seasons (beginning 2010-11). Only four teams have held the top spot in the AP poll during that time – Baylor (39 weeks), Connecticut (35 weeks) and Stanford (6 weeks).

In the last 10 seasons (beginning 2005-06),

eight teams have occupied the AP Poll's No. 1 position. South Carolina's 12 weeks in the spot is the fifth-most among that group, which is led by UConn's 85 entries. Baylor is second at 39 followed by Tennessee (16) and Duke (14).

The AP's No. 1 ranking on Nov. 24 was a South Carolina program first, besting the No. 2 spot the Gamecocks held for five times in their history – Nov. 17, 2014; Preseason 2014-15; Jan. 2, 1982; Dec. 27, 1981; and Dec. 20, 1981.

SEC Stories

Head coach Dawn Staley has steadily lifted the Gamecocks' national profile by building the Gamecocks into a consistent SEC contender, shirking decades of difficulty in the nation's best women's basketball conference.

In her seventh season at the helm, Staley boasts a 62-42 (.596) SEC regular-season record and has finished outside the league's top five just twice – an unprecedented achievement for a program that had finished INSIDE the top five just twice in the previous 17 seasons. Staley's 62 wins include three seasons of double-digit league victories – 10-6 in 2012, 11-5 in 2013 and an SEC-best 14-2 in 2014.

Staley's SEC regular-season record includes a 33-18 (.647) mark at home and a 29-24 (.547) slate on the road.

Crunch Time

South Carolina has won all five of its games this season when the margin is under 10 points in the last five minutes, and the Gamecocks have done so with their primary strengths – Tiffany Mitchell and rebounding.

In those five games – Southern Cal, vs. #22/22 Syracuse, at #9/8 Duke, #10/11 Kentucky and at Missouri – Staley trusts in Mitchell's competitive spirit, giving her the ball in late-game situations. The junior has answered the bell, averaging 3.6 points per final five minutes of those games – double the next Gamecock on the list. Behind her fearless attacking of the rim, a majority of her points have come at the free throw line, where she has hit 12-of-14 attempts during those close-game situations. In a show of determination, the Gamecocks have also dominated the glass at crunch time, out-rebounding their opponents 6.2 to 4.4 per final five minutes, with Alaina Coates, A'ja Wilson and Aleighsa Welch grabbing the bulk of the boards.

As a team, South Carolina is shooting 40.0 percent from the field and the same percentage from 3-point range in the last five minutes of close games, while the defense has held those opponents to just 21.2 percent shooting and 18.2 percent from outside the arc in that time span. Equally impressive is the Gamecocks' 77.1 percent (27-of-35) free throw shooting at crunch time, as South Carolina is shooting just 65.3 percent (305-of-467) otherwise.

2014-15 Awards

Alaina Coates

Naismith Trophy Top 50 Watch List
No. 25 Player in the Nation (espnW)
Preseason All-SEC (Coaches)

Tiffany Mitchell

Academic All-District 4
Wooden Award Midseason Top 20
Naismith Trophy Top 50 Watch List
Wade and Dawn Staley Award Watch Lists
Wooden Award Preseason Top 30
Preseason All-America (AP, Sports Illustrated, ESPN)
No. 4 Player in the Nation (espnW)
Preseason SEC Player of the Year (Coaches, Media)
Preseason All-SEC (Coaches, Media)
Junkanoo Jam, Lucaya Division All-Tournament
Subway All-Classic Team

Aleighsa Welch

Naismith Trophy Top 50 Watch List
Wade Watch List
Wooden Award Preseason Top 30
No. 7 Player in the Nation (espnW)
Preseason All-America Second Team (ESPN)
Preseason All-SEC (Coaches, Media)

A'ja Wilson

Wooden Award Midseason Top 20
Naismith Trophy Top 50 Watch List
Junkanoo Jam, Lucaya Division MVP
USBWA National Freshman of the Week (Dec. 1-7)
4-time SEC Freshman of the Week (Nov. 24-30; Dec. 1-7; Dec. 29-Jan. 4; Jan. 26-Feb. 1)
Subway All-Classic Team

Win Any Way

As the Gamecocks' baseball coach a few years ago, South Carolina athletics director Ray Tanner frequently used the saying "Win Anyway," and the women's basketball team has put its own twist on the quote. The Gamecocks have not lost a game this season, but the end has not always come by the same means.

Dawn Staley's team has won with both a high-flying offense – posting records of 4-0 when scoring 90+ points, 5-0 when scoring 80-89 points – and a more methodical one, 7-0 when scoring 70-79 points, 7-0 with scoring fewer than 70.

The Gamecocks have won both inside – 10-0 when shooting less than 33.3 percent from 3-point range, 8-0 when at least half of points come in the paint – and outside – 12-0 when shooting 33.3 percent or better from 3-point range, 14-0 when

Gamecocks in 2014-15 National Polls

Poll	Pre	11/17	11/24	12/1	12/8	12/15	12/22	12/29	1/5	1/12	1/19	1/26	2/2	2/9	2/16	2/23	3/2	3/9	3/17	Final
Associated Press	2	2	1	1	1	1	1	1	1	1	1	1	1	1	1	1	1	1	1	1
Coaches	2	3	2	2	1	1	1	1	1	1	1	1	1	1	1	1	1	1	1	1

less than half of points come in the paint.

South Carolina has seen its top scorer come from both the starting lineup (9-0) and the bench (12-0) – with one game in which a starter and reserve tied for the team high (vs. Auburn – Welch, Wilson).

Diehard Defenders

While the offense has fluctuated in source and volume, the one standard for the Gamecocks – both this season and throughout head coach Dawn Staley's career – has been their defense. South Carolina is second in the nation in scoring defense, allowing 50.0 points per game with no opponent scoring more than 63 points. In fact, South Carolina has held an opponent under 50 points 12 times in 22 games this season. The defensive result has been the same whether in Colonial Life Arena (allowing 50.9 points per game) or elsewhere (allowing 49.2 points per game in away/neutral site).

In SEC play, South Carolina yields a league-best 52.8 points per game and has limited some of the conference's highest scoring teams well beneath their averages. Kentucky (2nd in the SEC in scoring) has scored 74.6 points per game in their eight games against other SEC teams but netted just 60 against the Gamecocks. Ranked fourth in the conference in scoring, LSU's 66.3 average in nine other league games is well above the 51 it scored at home against South Carolina. In all, five teams failed to reach their average against other league schools while playing the Gamecocks – Missouri (57.7 - 49), Florida (59.9 - 42) and Georgia (59.9 - 35).

Controlled Caroms

The Gamecocks have also built their success on the glass – an area, like defense, that head coach Dawn Staley preaches as a measure of effort as much as talent. South Carolina ranks seventh in the nation in rebounding margin, out-boarding its opponents by 11.5 per game. The Gamecocks have out-paced their opponent by double-digit rebounds 12 times this season, including five SEC outings. The rebounding margin has been at least 20 three times – Clemson (+22), Savannah State (+35) and at Hampton (+27). Only two teams – #22/22 Syracuse (Nov. 28) and #9/8 Duke (Dec. 7) – have out-rebounded South Carolina this season.

Bench Marks

While every competitor wants to be a starter, the Gamecocks have shown that the bench can be just as productive a position. The South Carolina bench has tied or out-scored its starting teammates 13 times this season, including eight SEC contests, and has out-scored the entire opposing team five times – Clemson (Nov. 20), San Diego State (Nov. 23), NC Central (Dec. 1) and Florida (Jan. 19). In all, the bench has accounted for 49.2 percent of the Gamecocks' points this season, including 51.6 percent of the offense in SEC games.

Of the 83 double-figure games turned in this season, 42 of them have come from the bench – A'ja Wilson (18), Alaina Coates (12), Bianca Cuevas (7), Tina Roy (2), Jatarie White (2) and Asia Dozier (1).

Diversified Assets

South Carolina is often lauded for the depth of its talent, and the Gamecocks' improved offensive

numbers certainly bear out those accolades – 13th in the nation at 78.0 points per game and fifth in the nation in field goal percentage (.486).

The embarrassment of riches has not upset South Carolina's chemistry but instead has strengthened it as each Gamecock plays for the good of the team instead of herself – a message head coach Dawn Staley often equates with USA Basketball's utopian camaraderie and ultimate success.

Two stats that best exemplify the all-for-one mentality of the team are in the assist numbers – 14th in the nation at 17.5 per game – and that no Gamecock is averaging more than 10 shots per game. In fact, on one of the nation's most efficient offensive teams, which features all five of its top scorers shooting over 50.0 percent, just one Gamecock has made the minimum field goals required for individual ranking in field goal percentage – Tiffany Mitchell (2nd in SEC, 43rd in nation).

Here's how those numbers break down.

Name	FGM/gm	FGA/gm	FG%	PPG
Mitchell	5.1	10.0	.516	14.8
Wilson	4.9	9.5	.514	13.2
Coates	3.5	6.4	.553	10.7
Welch	4.0	7.0	.574	9.0
Ibiam	3.0	5.1	.589	7.2

Zone Buster

Since the emergence of Elem Ibiam and the arrival of Alaina Coates in 2013-14, South Carolina has been a team feared for its inside presence. That perception got a boost with the addition of Jatarie White and A'ja Wilson this season, and teams have packed into a zone early and often against the Gamecocks.

This season, South Carolina's guards have been effective at capitalizing on what opposing teams are willing to cede in that defensive alignment – the 3-point shot. The Gamecocks lead the SEC and rank 57th in the nation in 3-point field goal percentage, hitting 34.9 percent from outside the arc. The percentage is just above last season's (.347), but after closing 2013-14 averaging 3.9 made 3s per game, South Carolina is fourth in the SEC with a 5.0 average this season.

Junior Tiffany Mitchell has been the primary long-range shooter, ranking fifth in the SEC with 1.9 made 3s per game while shooting 47.2 percent from outside the arc. But junior Tina Roy and freshman Bianca Cuevas have lifted their long-range production in SEC action as well. Roy is shooting a team-best 40.7 percent while Cuevas has lifted her accuracy to 30.4 percent after going 4-of-8 over the last two games.

SWAT Team

South Carolina leads the SEC and ranks eighth in the nation with 6.4 blocked shots per game. The effort is a continuation of last season, during which the Gamecocks shattered the school record for blocks in a season by 41, recording 240 over 34 games for a 7.1 average.

Four Gamecocks rank among the SEC's top 15 blockers, led by sophomore Alaina Coates in third at 1.7 per game – a number that jumps to 2.0 per SEC game. Freshman A'ja Wilson is just behind

AP Top 25

(Week of Feb. 2)

1. South Carolina	21-0
2. Connecticut	20-1
3. Baylor	20-1
4. Notre Dame	21-2
5. Maryland	19-2
6. Tennessee	19-3
7. Oregon State	19-1
8. Louisville	19-2
9. Florida State	20-2
10. Arizona State	20-2
11. Kentucky	17-5
12. Stanford	16-5
13. North Carolina	18-4
14. Texas A&M	17-5
15. Duke	15-6
16. Iowa	17-4
17. Mississippi State	22-3
18. Princeton	19-0
19. Nebraska	17-4
20. Texas	15-5
21. Rutgers	16-5
22. Georgia	17-5
23. Chattanooga	19-3
24. George Washington	19-2
25. Syracuse	15-6

USA Today Coaches Top 25

(Week of Feb. 2)

1. South Carolina	18-0
2. Connecticut	20-1
3. Baylor	20-1
4. Notre Dame	21-2
5. Maryland	19-2
6. Tennessee	19-3
7. Oregon State	19-1
8. Florida State	20-2
9. Louisville	19-2
10. Arizona State	20-2
11. North Carolina	18-4
12. Kentucky	17-5
13. Texas A&M	17-5
14. Stanford	16-5
15. Duke	15-6
16. Texas	15-5
17. Iowa	17-4
18. Nebraska	17-4
19. Mississippi State	22-3
20. Princeton	19-0
21. Georgia	17-5
22. Rutgers	16-5
23. George Washington	19-2
24. Seton Hall	20-2
25. Syracuse	15-6

in fifth at 1.6 per game this season. Seniors Aleighsa Welch and Elem Ibiam are next in line with Welch swatting 1.3 per game for eighth and Ibiam rejecting 1.0 per game for 14th place.

Far Reaching

South Carolina head coach Dawn Staley enjoys an embarrassment of riches with four players listed at 6'4" or taller. Even more impressive might be the reach of the Gamecocks' top contributors, most with wingspans that exceed their height.

Name	Height	Reach	Diff.
Alaina Coates	6'4"	6'8"	+4"
Elem Ibiam	6'4"	6'8"	+4"
Tiffany Mitchell	5'9"	6'0"	+3"
Aleighsa Welch	6'0"	6'3"	+3"
Asia Dozier	6'0"	6'2"	+2"
A'ja Wilson	6'5"	6'6"	+1"

SEC Title Talk

In 2013-14, South Carolina became the seventh program to win the SEC regular-season title, and the Gamecocks and were predicted by the league's coaches and media to the repeat the feat this season. If Staley's group brings that forecast to fruition, it would be just the fourth team to repeat as the regular-season champion, joining Tennessee (multiple times), Georgia (1996, 1997) and LSU (2005, 2006).

Rare Company

As just the second sophomore ever to earn SEC Player of the Year honors from the league's coaches last season, junior Tiffany Mitchell was tabbed by the SEC coaches and media to claim the award again this season. If that prediction comes true, Mitchell would become just the seventh player to pick up the award twice in her career, joining South Carolina assistant coach Nikki McCray (1994, 1995) among others.

Two Grand

Junior guard Tiffany Mitchell joined senior Aleighsa Welch in the 1,000-point club against Liberty (Dec. 21), making it the first time a Gamecock team has had multiple 1,000-point scorers since 2001-02 when Shaunzinski Gortman and Jocelyn Penn both reached that plateau. In program history, there have been nine seasons that featured multiple 1,000-point scorers, including three seasons that saw three Gamecocks who surpassed the benchmark.

More on Muffin

Senior forward Aleighsa Welch – nicknamed Muffin at birth by her mother – continues to be at the foundation of the Gamecocks' success. The South Carolina high school standout who first took a chance on head coach Dawn Staley's vision has done everything asked to power the Gamecocks to the lofty heights achieved during

her career. Always willing to do the "dirty work" that doesn't show up in the box score, Welch's energy and constant communication are what drive the Gamecocks and what has prompted her teammates to vote her a team captain each of the last three seasons.

Welch's consistent effort has her ranked among the program's career top 10 in six different categories, including three rebounding totals, while also among the top-20 scorers. Among the Gamecocks' 30 1,000-point scorers, she is one of just nine to amass at least 800 career rebounds as well. Her current career .583 field goal percentage is second in school history behind only Jocelyn Penn's school-record .593.

The expansion of the Gamecocks' frontline have brought her overall rebounding numbers down slightly (5.9 rpg this season vs. 7.2 average previous three seasons), but she has been especially tenacious on the glass against ranked opponents, averaging 9.0 boards over five games against ranked foes compared to 4.9 in the Gamecocks' other 17 outings. Welch also continues to provide consistency on the offensive end, shooting 57.4 percent from the field and handing out 1.8 assists per game.

Trademark TM

After elevating her game last season, junior guard Tiffany Mitchell continues to insert herself in national player of the year talk, but the only thing constant about her game is its versatility.

Last season, Mitchell was the only player to appear in the rankings for scoring, rebounding, assists and steals in SEC action. The one weapon she frequently kept in check was her 3-point shooting.

This season, the junior has established herself as one of the most accurate 3-point shooters in the country, hitting 47.2 percent. Her heightened accuracy was on full display against San Diego State (Nov. 23) when her 6-of-6 effort from 3 was the best perfect game in program history. She went on to match her career high with six 3s at Hampton as well, those coming on eight attempts.

While Mitchell is fifth in the SEC with 1.9 made 3s per game, her emergence in that role has not thwarted development in the rest of her game. She is the only player in the SEC to rank in the top 10 in both field goal percentage (2nd, .516) and free throw percentage (3rd, .841).

Double Trouble

One of sophomore Alaina Coates' goals this season focuses around posting double-doubles, taking to heart her head coach's quip that the 6-foot-4 center is a "walking double-double." Ranking 24th in the nation with an SEC-best 10 this season, the Irmo, S.C., native has 20 career double-doubles through 55 games, tying her for 10th in school history in the category.

Four of this season's 10 have come in SEC

action, which is two shy of the program record of six set by Marsha Williams in 1991-92. Her nine career SEC double-doubles is third in program history and two shy of Williams' career record of 11.

Bang off the Bench

The Class of 2014's No. 1 recruit, A'ja Wilson drew the start in her collegiate debut, but the 6-foot-5 Heathwood Hall product has thrived off the bench ever since. Overall on the season, Wilson is second on the team in scoring, ranking 11th in the SEC in at 13.2 ppg, and has been the Gamecocks' top scorer a team-high 10 times. She is the only freshman to rank among the SEC's top 20 scorers and rebounders – standing ninth on the glass. Only Mississippi State's Victoria Vivian (14.6 ppg) out-scores Wilson among SEC freshmen. Wilson also adds a top-five blocked shots average (1.6) to her resume.

Wilson is the only freshman on either the Wooden Award Midseason Top 20 or the Naismith Trophy Top 50. She has earned SEC Freshman of the Week four times and was the USBWA's first ever Freshman of the Week (games Dec. 1-7).

B Aggressive

A 5-foot-6, lightning-quick, ultra-creative college point guard can earn a lot of clever nicknames. South Carolina simply calls its version "B," as in Bianca Cuevas.

The freshman from the Bronx, N.Y., has found the controls of her fast-paced, high risk/high reward style, and the Gamecocks are reaping the rewards as she grasps the balance head coach Dawn Staley wants her point guard to have between creating her own shot and doing the same for others.

In South Carolina's 12 non-conference games, Cuevas averaged 4.7 points and 1.8 assists in 13.6 minutes per game, shooting 37.9 percent from the field and 23.3 percent from 3-point range. In SEC action, she has lifted her averages to 9.0 points and 1.9 assists in 17.4 minutes and is shooting 42.9 percent, including 30.4 percent from outside the arc.. A bulk of those numbers have been

Welch Watch

Already second in school history in career offensive rebounds, senior forward Aleighsa Welch looks to mount an attack on other parts of the Gamecock charts before closing out her career.

Here are a few of the career benchmarks she has a chance to catch:

Category	Current	Chasing	To Go
Points	1,312 (16th)	1,340 (15th)	28
FT Made	318 (8th)	319 (7th)	1
FT Att.	519 (5th)	604 (4th)	85
Rebs.	844 (7th)	862 (6th)	18
Off. Rebs	399 (2nd)	427 (1st)	28
Def. Rebs.	445 (7th)	458 (6th)	13
Dbl-Dbls.	19	20 (10th)	1
Blocks	121 (7th)	133 (6th)	12
Games	122	124 (10th)	2

Scoring Differentials

Largest lead in a win.....	by 64 (111-47), 2nd-0:52, Savannah state, 12/12
	by 64 (90-26), 2nd-0:36, NC Central, 12/1
Largest deficit overcome to win.....	by 12 (15-27), 1st-8:41, vs. Syracuse, 11/27

established in the last five games, during which Cuevas has shined with 11.6 points and 2.4 assists in 20.2 minutes per game on 51.2 percent shooting with 38.5 percent accuracy from 3-point range.

It's Elem-entary

Senior center Elem Ibiam is making a charge at the school record for career blocks this season after setting the single-season mark with 83 in 2013-14. The Fayetteville, Ga., native is currently second with 153 in her career, trailing the Gamecocks' career record of 177 of set by Lakesha Tolliver (2004-07).

Class of 2015 Signee

Head coach Dawn Staley added one future Gamecock during the early signing period. Canada's Shay Colley signed her NLI with South Carolina on Nov. 18 and will have four years of eligibility upon enrollment.

Colley is a three-year standout for Team Canada in junior international play, representing her country in the 2014 FIBA U18 Americas Championship (silver), the 2013 FIBA U19 World Championship (7th) and the 2012 FIBA U17 World Championship (bronze).

Home Grown, Nationally Known

Since her arrival for the 2008-09 season, South Carolina head coach Dawn Staley has been working to protect her new home state's best prospects while fielding a team that competes at a national level. Her efforts have paid huge dividends as eight of the 15 members of this year's team hail from South Carolina. Beginning with Aleighsa Welch, the first South Carolina player to sign a National Letter of Intent for Staley, the Palmetto State has frequently sent its players of the year to Columbia as Welch (2011), Asia Dozier

(2012), Alaina Coates (2013), A'ja Wilson (2014) and Kaydra Duckett (2014) have each earned the title during their high school careers.

Cliney to Miss 2014-15 Season

South Carolina announced in September that the NCAA approved an initial eligibility waiver for freshman Doniyah Cliney, which allowed her to enroll in school but not compete for the Gamecocks in the 2014-15 season. The guard focused on academics in the fall semester and was cleared to practice with the team beginning Dec. 15.

Games Led Team In...			
<i>(Tied for team lead in each category included)</i>			
Scoring	2014-15	Career	Record
A'ja Wilson	10	10	10-0
Tiffany Mitchell	8	28	27-1
Alaina Coates	2	9	8-1
Bianca Cuevas	2	2	2-0
Aleighsa Welch	1	26	17-9
Asia Dozier	1	2	2-0
Elem Ibiam	0	6	4-2
Khadijah Sessions	0	3	2-1
Tina Roy	0	2	2-0
Rebounding	2014-15	Career	Record
Alaina Coates	12	30	28-2
A'ja Wilson	6	6	6-0
Aleighsa Welch	3	42	35-7
Elem Ibiam	1	12	12-0
Tiffany Mitchell	0	9	8-1
Assists	2014-15	Career	Record
Khadijah Sessions	7	18	16-2
Tiffany Mitchell	6	23	22-1
Tina Roy	5	8	8-0
Bianca Cuevas	4	4	4-0
Asia Dozier	3	13	13-0
Aleighsa Welch	1	11	8-3
Alaina Coates	1	1	1-0
Olivia Gaines	0	1	0-1

Miscellaneous Stats			
Double-Doubles	2014-15	Career	Record
Alaina Coates	10	20	19-1
A'ja Wilson	4	4	4-0
Elem Ibiam	1	2	1-1
Aleighsa Welch	0	19	17-2
Tiffany Mitchell	0	4	4-0
20+ Points	2014-15	Career	Record
Tiffany Mitchell	3	11	11-0
Alaina Coates	2	8	7-1
A'ja Wilson	2	2	2-0
Bianca Cuevas	1	1	1-0
Elem Ibiam	1	1	1-0
Aleighsa Welch	0	5	3-2
10+ Points	2014-15	Career	Record
A'ja Wilson	18	18	18-0
Tiffany Mitchell	17	63	56-7
Alaina Coates	14	37	35-2
Aleighsa Welch	11	72	61-11
Elem Ibiam	7	32	28-4
Bianca Cuevas	7	7	7-0
Asia Dozier	3	12	11-1
Tina Roy	2	9	8-1
Jatarie White	2	2	2-0
Khadijah Sessions	1	16	15-1
Tiffany Davis	0	1	1-0
10+ Rebounds	2014-15	Career	Record
Alaina Coates	12	23	22-1
A'ja Wilson	4	4	4-0
Aleighsa Welch	3	25	23-2
Elem Ibiam	1	4	5-2
Tiffany Mitchell	0	7	6-1
Asia Dozier	0	1	1-0
5+ Assists	2014-15	Career	Record
Khadijah Sessions	3	8	8-0
Tina Roy	3	5	5-0
Bianca Cuevas	3	3	3-0
Tiffany Mitchell	1	8	8-0
Asia Dozier	0	8	8-0
Olivia Gaines	0	1	1-0
Aleighsa Welch	0	1	1-0
5+ Steals	2014-15	Career	Record
Tiffany Mitchell	2	7	7-0
Tiffany Davis	0	1	1-0
5+ Blocks	2014-15	Career	Record
Alaina Coates	1	3	3-0
Elem Ibiam	0	7	7-0
Aleighsa Welch	0	2	2-0

Team Specialty Stats					Starters vs. Bench Points				
South Carolina/Opponent									
	Pts. in Paint	Pts. Off TOs	2nd Chance Pts	Fast Break Pts		SC Starters	Opp. Starters	SC Bench	Opp. Bench
11/15 USC	32-36	16-22	14-10	4-8	11/15 USC	55	36	15	25
11/20 Clem.	46-16	23-9	31-7	8-2	11/20 Clem.	54	27	45	14
11/23 SDSU	40-8	3-2	15-9	24-2	11/23 SDSU	36	17	53	21
11/27 vs. Wisc.	32-10	16-11	10-0	4-4	11/27 vs. Wisc.	28	37	39	7
11/28 vs. Syr.	20-16	11-6	13-17	0-0	11/28 vs. Syr.	37	55	30	8
12/1 NCCU	58-12	31-7	3-3	34-0	12/1 NCCU	48	18	42	8
12/4 Char.	46-20	19-15	26-4	10-13	12/4 Char.	41	53	41	8
12/7 at Duke	32-24	16-19	11-11	6-4	12/7 at Duke	34	33	17	17
12/14 Sav. St.	70-26	34-12	24-3	18-6	12/14 Sav. St.	51	44	60	5
12/17 at HU	26-14	10-19	17-6	11-4	12/17 at HU	33	48	36	1
12/20 vs. CMU	62-28	21-8	21-2	16-0	12/20 vs. CMU	46	29	34	16
12/21 vs. LU	40-24	24-8	15-4	12-2	12/21 vs. LU	43	32	41	12
1/2 Aub.	52-24	28-12	16-13	22-8	1/2 Aub.	38	20	39	38
1/4 at LSU	36-26	14-14	5-13	8-0	1/4 at LSU	28	35	47	16
1/8 at Ala.	32-24	19-6	17-12	13-0	1/8 at Ala.	47	25	55	34
1/11 Ky.	36-28	9-19	18-4	10-18	1/11 Ky.	53	40	15	20
1/15 at MU	22-14	10-0	14-4	6-0	1/15 at MU	37	40	23	9
1/19 at UF	46-26	20-13	11-12	14-4	1/19 at Florida	30	19	47	23
1/26 TAMU	44-24	15-15	13-9	14-4	1/26 TAMU	38	53	41	8
1/29 Ala.	42-22	22-10	20-9	18-4	1/29 Ala.	37	41	48	13
2/1 at Miss.	36-26	18-11	18-19	8-4	2/1 at Miss.	34	40	43	19
2/5 at Ga.	26-14	10-18	13-8	10-0	2/5 at Ga.	25	19	33	16
2/9 at UConn					2/9 at UConn				
2/12 LSU					2/12 LSU				
2/15 Vandy					2/15 Vandy				
2/19 at Ark.					2/19 at Ark.				
2/23 Tenn.					2/23 Tenn.				
2/26 Miss. St.					2/26 Miss. St.				
3/1 at Ky.					3/1 at Ky.				
<i>Averages</i>	<i>39.8-21.0</i>	<i>19.0-11.6</i>	<i>15.7-8.1</i>	<i>12.3-4.0</i>	<i>Averages</i>	<i>39.7</i>	<i>34.6</i>	<i>38.4</i>	<i>15.4</i>

South Carolina's Record When...

	SEC	All		SEC	All
Record.....	10-0	22-0	No South Carolina players foul out	8-0	18-0
Playing a ranked opponent.....	3-0	5-0	One or more SC players foul out.....	2-0	4-0
Playing at home	4-0	10-0	Having 20 or more assists.....	2-0	10-0
Playing on the road	6-0	8-0	Having less than 20 assists.....	8-0	12-0
Playing at neutral site	0-0	4-0	Scoring more pts. in paint than opponent	10-0	21-0
Leading at half	9-0	19-0	Scoring equal/less pts. in paint than opp.	0-0	1-0
Trailing at half	1-0	3-0	Scoring more pts. off TOs than opponent	6-0	15-0
Tied at half	0-0	0-0	Scoring equal/less pts. off TOs than opp.	4-0	7-0
Playing an overtime game	0-0	0-0	Scoring more 2nd-chance pts.	7-0	16-0
0 players score in double figures	0-0	0-0	Scoring equal/less 2nd-chance pts.....	3-0	6-0
1 player scores in double figures	0-0	0-0	Scoring more fast break pts.....	9-0	17-0
2 players score in double figures	4-0	6-0	Scoring equal/less fast break pts.....	1-0	5-0
3 players score in double figures	2-0	3-0	Wearing white uniforms	4-0	14-0
4 players score in double figures	1-0	5-0	Wearing black uniforms	6-0	8-0
5 players score in double figures	2-0	6-0	Wearing garnet uniforms.....	0-0	0-0
More than 5 players in double figures.....	1-0	2-0	Playing in tournaments/classics		4-0
Starters out-score opponent's starters	5-0	13-0	Playing on live television	10-0	17-0
Opponent's starters score equal/more	5-0	9-0	Playing in November.....		5-0
Bench out-scores opponent's bench	9-0	19-0	Playing in December		7-0
Opponent's bench scores equal/more.....	1-0	3-0	Playing in January	8-0	8-0
SC Starters out-score SC Bench.....	2-0	9-0	Playing in February	2-0	2-0
SC Bench out-scores/ties SC Starters	8-0	13-0	Playing in March.....	0-0	0-0
Shooting 50% or better	4-0	10-0	Playing during the day.....	3-0	8-0
Shooting between 40-49%	3-0	7-0	Playing at night	7-0	14-0
Shooting between 30-39%	3-0	5-0	Playing on Sunday.....	3-0	7-0
Shooting less than 30%	0-0	0-0	Playing on Monday.....	2-0	3-0
Opponent shoots 50% or better	0-0	0-0	Playing on Tuesday.....	0-0	0-0
Opponent shoots between 40-49%	1-0	2-0	Playing on Wednesday.....	0-0	1-0
Opponent shoots between 30-39%	6-0	14-0	Playing on Thursday.....	4-0	7-0
Opponent shoots less than 30%	3-0	6-0	Playing on Friday	1-0	2-0
Shooting better than opponent.....	10-0	21-0	Playing on Saturday.....	0-0	2-0
Shooting worse than/equal to opponent	0-0	1-0	Margin is less than 5 pts.	0-0	2-0
Having more FTs made than opponent	8-0	16-0	Margin is between 5-9.....	1-0	2-0
Having equal/less FTs made than opponent	2-0	6-0	Margin is between 10-19.....	4-0	4-0
Out-rebounding opponent.....	10-0	20-0	Margin is 20 pts. or more.....	5-0	14-0
Having equal/less rebounds than opponent	0-0	2-0	Having a 20-pt. scorer.....	3-0	7-0
Having more TOs than opponent	5-0	7-0	Having a 30-pt. scorer.....	0-0	0-0
Having equal or less TOs than opponent.....	5-0	15-0	Scoring 49 points or less.....	0-0	0-0
Attempting more FT than 3FG.....	9-0	18-0	Scoring 50-59 points	1-0	2-0
Attempting equal/less FT than 3FG	1-0	4-0	Scoring 60-69 points.....	2-0	5-0
Making 5 or more 3FGs.....	3-0	11-0	Scoring 70-79 points.....	5-0	6-0
Making less than 5 3FGs.....	7-0	11-0	Scoring 80-89 points.....	1-0	5-0
Making no 3 FGs.....	0-0	0-0	Scoring 90-99 points.....	0-0	2-0
Attempting 15 or more 3FGs.....	5-0	11-0	Scoring 100 points or more.....	1-0	2-0
Attempting less than 15 3FGs.....	5-0	11-0			

The Last Time...

Individual

Scored 50 Points

South Carolina 51, Jocelyn Penn vs. Stetson, 1/4/03
Opponent Never

Scored 40 Points

South Carolina 51, Jocelyn Penn vs. Stetson, 1/4/03
Opponent 46, Cornelia Gayden, LSU, 1/14/95

Scored 30 Points

South Carolina 30, Ieasia Walker vs. Clemson, 11/18/10
Opponent 32, LaQueta Ferguson, Florida International, 11/25/07

Grabbed 20 Rebounds

South Carolina 25, Kelsey Bone vs. Boston University, 12/28/09
Opponent 24, Courtney Paris, Oklahoma, 12/30/07

Grabbed 15 Rebounds

South Carolina 16, Alaina Coates vs. CSU Northridge, 3/23/14
Opponent 17, Briana Day, Syracuse, 11/28/14

Two Players with 20 or More Points

South Carolina A'ja Wilson 23/Elem Ibiyam 21/Alaina Coates 20 vs. Savannah State, 12/14/14
Opponent Monica Engelmann 27/Angel Goodrich 20, Kansas, 3/25/13

Two Players with 10 or More Rebounds

South Carolina Alaina Coates 14/A'ja Wilson 10 vs. Auburn, 1/2/15
Opponent Quistelle Williams 10/Berna Calli 10, Arkansas, 1/27/13

Had 10 Assists

South Carolina 10, Tina Roy vs. Savannah State, 12/14/14
Opponent 11, Marneshia Richard, Mississippi State, 1/21/07

Had Five Steals

South Carolina 5 vs. Central Michigan, 12/20/14
Opponent 5, Keira Peak, Arkansas, 2/9/14

Had Five Blocked Shots

South Carolina 5, Alaina Coates vs. Alabama, 1/29/15
Opponent 6, Ashley Rininger, Liberty, 12/21/14

Had a Double-Double

South Carolina Alaina Coates (10 pts/10 rebs) at Ole Miss, 2/1/15
Opponent Briana Day (13 pts/17 rebs), Syracuse, 11/28/14

Two Players had a Double-Double

South Carolina Alaina Coates (11 pts/14 rebs)/A'ja Wilson (12 pts/10 rebs) vs. Auburn, 1/2/15
Opponent Chiney Ogumike (11 pts/10 rebs)/Nnemkadi Ogumike (39 pts/10 rebs), Stanford, 3/24/12

Three Players had a Double-Double

South Carolina Ashley Bruner (16 pts/12 rebs)/Aleighsa Welch (16 pts/ 11 rebs)/Elem Ibiyam (12 pts/10 rebs) vs. Kansas, 3/25/13
Opponent Merlakia Jones (26 pts/10 rebs)/Takilya Davis (19 pts/13 rebs)/DeLisha Milton (14 pts/15 rebs), at Florida, 2/20/94

Had a Triple-Double

South Carolina Iva Sliskovic (18 pts, 15 rebs, 10 assts) vs. High Point, 12/20/06
Opponent Never

Team

Scored 100 Points

South Carolina 102 vs. North Carolina A&T, 3/21/08
Opponent 103, Clemson, 11/21/03

Won by 30 or More Points

South Carolina 102-59 (43) at Alabama, 1/8/15
Opponent 66-34 (32), Georgia, 3/4/11

Shot 65% or Better from the Field

South Carolina .652 (45-69) vs. East Tennessee State, 12/19/00
Opponent Never

Shot 60% or Better from the Field

South Carolina .603 (35-58) vs. NC Central, 12/1/14
Opponent .604 (29-48), Vanderbilt, 1/18/01

Shot 50% or Better from the Field

South Carolina .569 (33-58) vs. Alabama, 1/29/15
Opponent .535 (23-43), Missouri, 2/28/13

No Players in Double-Figure Points

South Carolina at Auburn, 1/19/12
Opponent at Georgia, 2/5/15

Five Players in Double-Figure Points

South Carolina at Ole Miss, 2/1/15
Opponent Arkansas, 2/14/10

More Than Five Players in Double-Figure Points

South Carolina 6 at Alabama 1/8/15
Opponent 6 at Georgia, 2/13/03

Faced AP Top-25 Opponent

Win 58-35 at No. 22 Georgia, 2/5/15
Loss 65-58 vs. No. 12 North Carolina, 3/30/14

Faced AP Top-10 Opponent

Win 68-60 vs. No. 10 Kentucky, 1/11/15
Loss 61-73 at No. 10 Tennessee, 3/2/14

Faced AP Top-5 Opponent

Win 55-50 vs. No. 5 Kentucky, 1/24/13
Loss 49-53 vs. No. 1 Stanford, 12/19/12

Faced AP No. 1 Team

Win Never
Loss 49-53 vs. No. 1 Stanford, 12/19/12

Overtime Game

Win 58-55 vs. Drexel, 11/28/12
Loss 65-57 at Texas A&M, 1/16/14

Double-Overtime Game

Win 92-91 at Florida State, 2/4/91
Loss 92-94 at Clemson, 11/19/09

South Carolina Was Ranked (AP Poll)

No. 1 2/2/15
Top 10 No. 1, 1/26/15
Top 25 No. 1, 2/2/15

2014-15 Team High/Low

South Carolina Highs	South Carolina Lows	Category	Opponent Lows	Opponent Highs
111 vs. Savannah State, 12/14	51 at Duke, 12/7	Points in Game	26, NC Central, 12/1	63, Syracuse, 11/28
60 (1st) vs. Savannah State, 12/14	17 (1st) at Duke, 12/7	Points in Half	10 (2nd), NC Central, 12/1	41 (2nd), Auburn, 1/2
38 vs. Savannah State, 12/14	20 at Duke, 12/7	Field Goals Made	10, NC Central, 12/1	24, Texas A&M, 1/26
38 vs. Clemson, 11/20				24, Charlotte, 12/4
72 vs. Central Michigan, 12/20	50 vs. Southern Cal, 11/15	Field Goal Attempts	45, NC Central, 12/1	70, at Florida, 1/19
72 vs. Clemson, 11/20				
.638 (37-58) at Alabama, 1/8	.338 (23-68) vs. Kentucky, 1/11	FG Percentage	.207 (12-58) at Georgia, 2/5	.453 (24-53), Charlotte, 12/4
11 at Alabama, 1/8	1 vs. Texas A&M, 1/26	3-Point FG Made	1, at Florida, 1/15	7, at Missouri, 1/15
	1 vs. Savannah State, 12/14		1, at LSU, 1/4	7, Syracuse, 11/28
			1, Savannah State, 12/14	
28 vs. C. of Charleston, 11/14	4 vs. Texas A&M, 1/26	3-Point FG Attempts	7, at LSU, 1/4	22, at Missouri, 1/15
				22, Syracuse, 11/28
.533 (8-15) vs. Clemson, 11/20	.125 (1-8) vs. Savannah St., 12/14	3-Point FG Percentage	.067 (1-15), at Florida, 1/19	.429 (6-14), San Diego St., 11/23
34 vs. Savannah State, 12/14	3 vs. Central Michigan, 12/20	Free Throws Made	3, Texas A&M, 1/26	17, at Alabama, 1/8
			3, at Florida, 1/19	
			3, Clemson, 11/20	
47 vs. Savannah State, 12/14	9 vs. Central Michigan, 12/20	Free Throw Attempts	4, at Florida, 1/19	22, at Ole Miss, 2/1/15
				22, at Alabama, 1/8
				22, Wisconsin, 11/27
.850 (17-20) at Alabama, 1/8	.333 (3-9) vs. Central Mich., 12/20	FT Percentage	.364 (8-22) at Ole Miss, 2/1	1.000 (6-6), Liberty, 12/21
56 vs. Savannah State, 12/14	30 at Alabama, 1/8	Rebounds	20, Charlotte, 12/4	50, Syracuse, 11/28
26 vs. NC Central, 12/1	6 at Missouri, 1/15	Assists	2, NC Central, 12/1	16, Charlotte, 12/4
21 vs. NC Central, 12/1	2 at Hampton, 12/17	Steals	1, Wisconsin, 11/27	13, at LSU, 1/4
10 at Georgia, 2/5	1 vs. San Diego St., 11/23	Blocked Shots	0, at Ole Miss, 2/1	9, Liberty, 12/21
10 vs. Kentucky, 1/11			0, at Missouri, 1/15	
10 vs. Southern Cal, 11/15				
23 at LSU, 1/4	5 vs. Syracuse, 11/28	Turnovers	10, at Hampton, 12/17	29, San Diego St., 11/23
20 vs. Texas A&M, 1/26	7 vs. Central Michigan, 12/20	Fouls	12, Central Michigan, 12/20	32, at Ole Miss, 2/1
	7 vs. San Diego St., 11/23			
	7 vs. Clemson, 11/20			

2014-15 Individual Superlatives

Category	South Carolina	Opponent
Points in Game	23 by A'ja Wilson vs. Savannah State, 12/14	26 by Hasina Muhammad, Auburn, 1/2
Points in Half	15 (1st) by Tiffany Mitchell vs. Syracuse, 11/28	18 (2nd) by Hasina Muhammad, Auburn, 1/2
Field Goals Made	8 by Tiffany Mitchell, at Florida, 1/19 8 by Tiffany Mitchell, at Missouri, 1/15 8 by A'ja Wilson vs. Savannah State, 12/14 8 by A'ja Wilson vs. Charlotte, 12/4 8 by Aleighsa Welch vs. Clemson, 11/20	9 by Crystal Bradford, Central Michigan, 12/20
Field Goal Attempts	17 by A'ja Wilson vs. Auburn, 1/2	21 by Courtney Williams, Texas A&M, 1/26 21 by Brianna Butler, Syracuse, 11/28
FG Percentage	1.000 (7-7) by Elem Ibiama vs. Charlotte, 12/4	1.000 (5-5) by Drew Edelman, Southern Cal, 11/15
3-Point FG Made	6 by Tiffany Mitchell at Hampton, 12/17 6 by Tiffany Mitchell vs. San Diego State, 11/23	4 by Sierra Michaelis, at Missouri, 1/15 4 by Brianna Butler, Syracuse, 11/28
3-Point FG Attempts	9 by Tina Roy vs. Syracuse, 11/28	10 by Brianna Butler, Syracuse, 11/28
3-Point FG Percentage	1.000 (6-6) by Tiffany Mitchell vs. San Diego State, 11/23	1.000 (3-3) by Hillary Sigmon, Charlotte, 12/4
Free Throws Made	11 by Tiffany Mitchell vs. Kentucky, 1/11	10 by Hasina Muhammad, Auburn, 1/2
Free Throw Attempts	12 by Tiffany Mitchell vs. Kentucky, 1/11 12 by Tiffany Mitchell vs. Southern Cal, 11/15	11 by Meoshonti Knight, at Alabama, 1/8 11 by Briana Day, Syracuse, 11/28
FT Percentage	1.000 (6-6) by Tiffany Mitchell, Texas A&M, 1/26 1.000 (6-6) by Alaina Coates at Alabama, 1/8 1.000 (6-6) by Alaina Coates vs. Southern Cal, 11/15	1.000 (10-10) by Hasina Muhammad, Auburn, 1/2
Rebounds	14 by Aleighsa Welch, at Georgia, 2/5 14 by Aleighsa Welch, at Missouri, 1/15 14 by Alaina Coates vs. Auburn, 1/2	17 by Briana Day, Syracuse, 11/28
Assists	10 by Tina Roy vs. Savannah State, 12/14	9 by Alexis Peterson, Syracuse, 11/28
Steals	7 by Tiffany Mitchell vs. NC Central, 12/1	4 by Rebecca Greenwell, at Duke, 12/7 4 by Kaneisha Horn, Southern Cal, 11/15
Blocked Shots	5 by Alaina Coates vs. Alabama, 1/29/15	6 by Ashley Rininger, Liberty, 12/21
Turnovers	6 by A'ja Wilson at Georgia, 2/5 6 by Tiffany Mitchell vs. Southern Cal, 11/15	7 by McKynzie Fort, San Diego State, 11/23

Career Highs

Alaina Coates

Pts	24, 2x, last vs. Ole Miss, 1/30/14
FG	11 vs. Vanderbilt, 1/5/14
FGA	16 vs. Vanderbilt, 1/5/14
FG %	1.000 (7-7) vs. SC St., 12/22/13
FT	11 at San Diego St., 11/23/13
FTA	15 at San Diego St., 11/23/13
FT %	1.000 (9-9) vs. SC St., 12/22/13
Reb	17 vs. Kentucky, 1/9/14
Off Reb	7 vs. Kentucky, 1/9/14
Def Reb	13 vs. CSU Northridge, 3/23/14
Blk	5, 3x, last vs. Alabama, 1/29/15
Stl	3, 2x, last at Florida, 1/19/15
Asst	3, 2x, last vs. Texas A&M, 1/26/15
Min	30 vs. Southern Cal, 11/15/14

Biana Cuevas

Pts	21 at Ole Miss, 2/1/15
FG	7 at Georgia, 2/5/15
FGA	14 at Georgia, 2/5/15
FG %	.833 (5-6) at Hampton, 12/17/14
3FG	2, 4x, last at Georgia, 2/5/15
3FGA	6 vs. Clemson, 11/20/14
3FG %	.667 (2-3) at Hampton, 12/17/14
FT	9 at Ole Miss, 2/1/15
FTA	11 at Ole Miss, 2/1/15
FT %	1.000 (4-4) at Alabama, 1/8/15
Reb	4, 3x, last at Georgia, 2/5/15
Off Reb	3 vs. Alabama, 1/29/15
Stl	4, 2x, last vs. Savannah State, 12/14/14
Asst	5, 3x, last vs. Alabama, 1/29/15
Min	24 at Ole Miss, 2/1/15

Tiffany Davis

Pts	11 vs. Ole Miss, 1/30/14
FG	3 vs. Savannah State, 12/28/13
FGA	6 vs. SC State, 12/22/13
FG %	1.000 (3-3) vs. Savannah St., 12/28/13
3FG	2, 3x, last vs. Ole Miss, 1/30/14
3FGA	5 vs. Winthrop, 12/20/13
3FG %	1.000 (2-2), 3x, last vs. Ole Miss, 1/30/14
FT	4 at Tennessee, 3/2/14
FTA	4 at Tennessee, 3/2/14
FT %	1.000 (4-4) at Tennessee, 3/2/14
Reb	6 at Arkansas, 1/2/14
Off Reb	2 vs. Arkansas, 2/9/14
Stl	5 vs. Elon, 11/9/12
Asst	3, 4x, last vs. SC St., 12/22/13
Min	30 at Arkansas, 1/2/14

Asia Dozier

Pts	16, 2x, at San Diego St., 11/23/13
FG	6, 2x, last at Alabama, 1/8/15
FGA	13 at San Diego St., 11/23/13
FG %	1.00 (4-4) at Kentucky, 2/14/13
3FG	4 at San Diego State, 11/23/13
3FGA	10 at San Diego St., 11/23/13
3FG %	1.000 (2-2), 2x, last vs. Savannah St., 12/28/13
FT	4, 2x, last vs. Oregon St., 3/25/14
FTA	7 vs. Elon, 11/9/12
FT %	1.000 (4-4) vs. Oregon State, 3/25/14
Reb	10 vs. Elon, 11/9/12
Off Reb	4 vs. Elon, 11/9/12
Stl	2, 7x, last at Alabama, 1/8/15
Asst	6, 2x, last vs. Georgia, 3/7/14
Min	40 at Arkansas, 1/2/14

Kaydra Duckett

Pts	2 vs. NC Central, 12/1/14
Reb	1, 3x, last at Alabama, 1/8/15
Stl	1, 2x, last vs. Liberty, 12/21/14
Asst	1 vs. Clemson, 11/20/14
Blk	1 vs. Central Michigan, 12/20/14
Min	7 vs. Savannah State, 12/14/14

India Farmer

Pts	3, 2x, last vs. Alabama, 1/19/14
FG	1, 2x, last vs. Alabama, 1/19/14
FGA	3 vs. NC Central, 12/2/13
FG %	.333 (1-3) vs. NC Central, 12/2/13
3FG	1, 2x, last vs. Alabama, 1/19/14
3FGA	2 vs. NC Central, 12/2/13
3FG %	.500 (1-2) vs. NC Central, 12/2/13
FT	2 at Florida, 1/19/15
FTA	2, 2x, last at Florida, 1/19/15
FT %	1.000 (2-2) at Florida, 1/19/15
Reb	3 vs. NC Central, 12/2/13
Off Reb	1, 3x, last vs. Clemson, 11/20/14
Min	11 vs. NC Central, 12/2/13

Olivia Gaines

Pts	7 vs. Savannah State, 12/28/13
FG	3 vs. Savannah State, 12/28/13
FGA	5 vs. Liberty, 12/21/14
FG %	1.000 (2-2) at Texas A&M, 1/16/14
FT	3 vs. Arkansas, 2/9/14
FTA	3 vs. Arkansas, 2/9/14
FT %	1.000 (3-3) vs. Arkansas, 2/9/14
Reb	5, 2x, last vs. Clemson, 11/20/14
Off Reb	3, 2x, last vs. Clemson, 11/20/14
Stl	3, 2x, last vs. Liberty, 12/21/14
Asst	5 vs. Charleston Sthrn., 11/8/13
Min	23 vs. Alabama, 1/19/14

Elem Ibiam

Pts	21 vs. Savannah State, 12/14/14
FG	8 vs. Alabama, 3/7/13
FGA	14 at Charlotte, 12/8/13
FG %	1.000 (7-7), 2x, last vs. Charlotte, 12/4/14
FT	7 vs. Savannah State, 12/14/14
FTA	10 vs. Louisiana Tech, 11/10/13
FT %	1.00 (4-4) vs. Alabama, 1/19/14
Reb	12, 2x, last vs. Central Michigan, 12/20/14
Off Reb	6, 2x, last vs. Central Michigan, 12/20/14
Def Reb	10 at Texas A&M, 1/16/14
Blk	7 at Mississippi State, 2/6/14
Stl	2, 5x, last vs. North Carolina, 12/18/13
Asst	3 vs. South Dakota St., 3/23/13
Min	34 at Texas A&M, 1/16/14

Tiffany Mitchell

Pts	25 vs. Georgia, 2/27/14
FG	8, 4x, last at Florida, 1/19/15
FGA	17 vs. Tennessee, 1/3/13
FG %	.857 (6-7) vs. Savannah State, 12/14/14
3FG	6, 2x, last at Hampton, 12/17/14
3FGA	8, 2x, last at Hampton, 12/17/14
3FG %	1.000 (6-6) vs. San Diego State, 11/23/14
FT	13 vs. CSU Northridge, 3/23/14
FTA	17 vs. CSU Northridge, 3/23/14
FT %	1.000 (10-10) vs. Georgia, 2/27/14
Reb	11, 5x, last at Arkansas, 1/2/14
Off Reb	6 at Florida, 1/20/13
Blk	2, 3x, last at Missouri, 1/15/15
Stl	7 vs. NC Central, 12/1/14
Asst	9 at San Diego State, 11/23/13
Min	40 vs. Syracuse, 11/28/14

Tina Roy

Pts	15 vs. Presbyterian, 11/27/11
FG	5, 3x, last vs. Kentucky, 1/9/14
FGA	12 vs. Georgia, 3/2/12
FG %	1.000 (4-4) at Alabama, 1/8/15
3FG	5 vs. Presbyterian, 11/27/11
3FGA	9, 3x, last vs. Syracuse, 11/28/14
3FG %	1.000 (3-3) at Alabama, 1/8/15
FT	4 at Southern Cal, 11/25/13
FTA	4, 4x, last vs. Georgia, 2/27/14
FT %	1.000 (4-4) at Southern Cal, 11/25/13
Reb	8 at Mississippi State, 2/6/14
Off Reb	3, 2x, last vs. CSU Northridge, 3/23/14
Stl	3 vs. Southern Cal, 11/15/14
Asst	10 vs. Savannah State, 12/14/14
Min	31 vs. Vanderbilt, 1/5/14

Khadijah Sessions

Pts	19 vs. Auburn, 2/3/13
FG	6, 2x, last vs. Seton Hall, 11/17/13
FGA	15 at Missouri, 2/28/13
FG %	.800 (4-5) vs. Alabama, 3/7/13
3FG	3, 3x, last vs. Kentucky, 1/11/15
3FGA	6, 3x, last vs. Kentucky, 1/11/15
3FG %	1.00 (3-3) at Kentucky, 2/20/14
FT	8 vs. Auburn, 2/3/13
FTA	12 vs. Missouri, 2/2/14
FT %	1.00 (5-5) at Kentucky, 2/20/14
Reb	6 vs. Clemson, 11/20/14
Off Reb	3 at Missouri, 2/28/13
Stl	4, 8x, last vs. Texas A&M, 1/26/15
Asst	8 vs. NC Central, 12/1/14
Min	37 at Southern Cal, 11/25/13

Aleighsa Welch

Pts	23 vs. N. Carolina, 12/18/13
FG	10 at Kentucky, 2/20/14
FGA	19 at Tennessee, 3/2/14
FG %	1.000 (6-6), 2x, last vs. Auburn, 1/2/15
FT	10 at Xavier, 11/30/11
FTA	15 at Xavier, 11/30/11
FT %	1.00 (4-4) at Seton Hall, 12/2/12
Reb	17 vs. C. of Charleston, 11/14/13
Off Reb	9 at Georgia, 2/5/15
Def Reb	10, 2x, last at Missouri, 1/15/15
Blk	5, 2x, last at Kentucky, 2/20/14
Stl	3, 4x, last at Clemson, 11/20/13
Asst	5 vs. Savannah State, 12/28/13
Min	43 at Texas A&M, 1/6/14

Jatarie White

Pts	11 vs. Clemson, 11/20/14
FG	5 vs. Clemson, 11/20/14
FGA	12 vs. Clemson, 11/20/14
FG %	.600 (3-5) vs. San Diego State, 11/23/14
FT	2 vs. Wisconsin, 11/27/14
FTA	4 at Florida, 1/19/15
FT %	.667 (2-3) vs. Wisconsin, 11/27/14
Reb	7 at Georgia, 2/5/15
Off Reb	3, 2x, last vs. Kentucky, 1/11/15
Def Reb	7 at Georgia, 2/5/15
Blk	2 at Georgia, 2/5/15
Min	22 vs. San Diego St., 11/23/14

A'ja Wilson

Pts	23 vs. Savannah State, 12/14/14
FG	8, 2x, last vs. Savannah State, 12/14/14
FGA	17 vs. Auburn, 1/2/15
FG %	.800 (8-10) vs. Savannah State, 12/14/14
FT	8 vs. NC Central, 12/1/14
FTA	10, 2x, last vs. Liberty, 12/21/14
FT %	.888 (8-9) vs. NC Central, 12/1/14
Reb	13 at LSU, 1/4/15
Off Reb	5 vs. NC Central, 12/1/14
Def Reb	10 at LSU, 1/4/15
Blk	3, 5x, last vs. Kentucky, 1/11/15
Stl	3, 4x, last vs. Central Michigan, 12/20/14
Asst	3, 3x, last at Alabama, 1/29/15
Min	28 vs. Kentucky, 1/11/15



DAWN STALEY

7th Season at South Carolina Virginia, 1992

When three-time Olympic gold medalist Dawn Staley took the reins of the University of South Carolina women's basketball program on May 10, 2008, the Gamecocks' stature immediately rose not just in the Southeastern Conference but on the national stage as well. Building on a foundation of hard work, defensive effort and a "team first" mentality, South Carolina began to realize those expectations in 2011-12. Three consecutive 25-win seasons were capped with the 2013-14 squad's 29-win effort that included the program's first SEC regular-season championship and No. 1 seed in the NCAA Tournament as well as the Gamecocks' second NCAA Sweet 16 appearance in three seasons.

In her 14 seasons as a head coach, Staley has amassed a 315-151 record, including her 143-71 slate in six seasons at South Carolina. She has led her teams to nine 20-win seasons, a total of 11 postseason appearances (two WNIT), highlighted by the Gamecocks' pair of Sweet 16 appearances and 14 weeks in the Associated Press top 10, including four in the top five. The future continues to brighten as the nation's top recruits make Columbia, S.C., a highly coveted destination. Consistently signing the top players in the state, Staley's 2014 group illustrated the seeds her staff had been sowing since its arrival as the No. 1 recruit in the class joined two other top-35 entries among the five-member class that was ranked No. 2 in the nation.

While her coaching career is blossoming, Staley is still recognized for her body of work as a one of the most decorated participants in United States women's basketball history. The Naismith Memorial Basketball Hall of Fame solidified her legacy with her enshrinement into the Hall as part of the Class of 2013. The Phoenix Club of Philadelphia established the Dawn Staley Award recognizing the nation's top guard in women's Division I basketball in 2013 as well. Staley was inducted into the Women's Basketball Hall of Fame as part of the Class of 2012 and was one of the final nominees for induction to the U.S. Olympic Hall of Fame the same year. In the summer of 2011, the WNBA recognized her as one of the league's "Top 15," honoring the most influential players in the league's history.

At the helm of the Gamecocks over the last six seasons, Staley has been named National Coach of the Year (2014, Basketball Times), Naismith National Coach of the Year Finalist (2014), SEC Coach of the Year (2014, Coaches and AP) and BCA Female Coach of the Year (2012). She has coached an All-American, 12 All-SEC selections, five SEC All-Freshman team selections, an SEC Player of the Year, an SEC Sixth Player of the Year, an SEC Defensive Player of the Year and two SEC Freshmen of the Year. South Carolina's 29 wins in 2013-14 were one shy of the overall school record, breaking the best mark since joining the SEC of 25 set in 2011-12 and tied in 2012-13. The Gamecocks have won more SEC games than the season before in each of Staley's last five seasons, and her 52 SEC victories are more than any other Gamecock coach and account for 44.8 percent of the program's total 116 league wins. She has helped the Gamecocks to three of the program's four top-four finishes in the SEC, including the first regular-season championship in 2013-14. Her 97 overall wins in the last four seasons marks the most successful four-year stretch in program history.

HEAD COACH

Coaching Highlights

College

- 9 NCAA Tournament Appearances (3 at South Carolina)
- 9 20-Win Seasons (3 at South Carolina)
- 2 Regular-Season Conference Titles (SEC 2014; A-10 2008)
- Naismith National Coach of the Year Finalist (2014)
- Basketball Times National Coach of the Year (2014)
- Two-time WBCA Region Coach of the Year (Region 3 2014; Region 1 2005)
- Three-time Conference Coach of the Year (SEC 2014; A-10 2004, 2005)

USA Basketball

- Senior National Team Asst. Coach (2006-08, 2014) – FIBA World Championship gold medal (2014), Beijing Olympics gold medal (2008), FIBA Americas Championship gold medal (2007), FIBA World Championship bronze medal (2006)
- U18 National Team Head Coach – FIBA U18 Americas Championship gold medal (2014)
- Select Team Court Coach (Summer 2012)

Playing Highlights

U.S. Professional – 11 seasons

- Five-time WNBA All-Star (2001, 2002, 2003, 2005, 2006)
- Two-time ABL All-Star (1997, 1998)
- WNBA All-Decade Team

USA Basketball

- Three-time Olympic gold medalist (1996, 2000, 2004)
- Flag bearer for U.S. in Olympic Games Opening Ceremony (2004)
- Two-time USA Basketball Female Athlete of the Year (1994, 2004)

College – Virginia (1989-92)

- Three-time Kodak All-America (1990, 1991, 1992)
- Honda-Broderick Cup Award for Collegiate Female Athlete of the Year (1991)
- Two-time ACC Player of the Year (1991, 1992)
- NCAA Tournament Most Outstanding Player (1991)

Other Notables

- Naismith Memorial Basketball Hall of Fame, Class of 2013
- Order of the Palmetto Recipient (2013)
- Women's Basketball Hall of Fame, Class of 2012

Year-by-Year Coaching Record

Year	School	Record	Conf. Rec.	Conf. Finish	Postseason
2000-01	Temple	19-11	11-5	2nd East	WNIT
2001-02	Temple	20-11	12-4	2nd East	A-10 Tourn. Champ./NCAA 1st Round
2002-03	Temple	14-15	9-7	2nd East	
2003-04	Temple	21-10	14-2	1st East	A-10 Tourn. Champ./NCAA 1st Round
2004-05	Temple	28-4	16-0	1st East*	A-10 Tourn. Champ./NCAA 2nd Round
2005-06	Temple	24-8	12-4	3rd	A-10 Tourn. Champ./NCAA 1st Round
2006-07	Temple	25-8	13-1	2nd	NCAA 2nd Round
2007-08	Temple	21-13	12-2	T-1st	NCAA 1st Round
2008-09	South Carolina	10-18	2-12	11th	
2009-10	South Carolina	14-15	7-9	T-7th	
2010-11	South Carolina	18-15	8-8	T-5th	WNIT 2nd Round
2011-12	South Carolina	25-10	10-6	T-4th	NCAA Sweet 16
2012-13	South Carolina	25-8	11-5	T-4th	NCAA 2nd Round
2013-14	South Carolina	29-5	14-2	1st	NCAA Sweet 16
2014-15	South Carolina	22-0	10-0		
Career	15th season	315-151	161-67		
At SC	7th season	143-71	62-42		



ALAINA COATES

6-4 • Sophomore • Center
Irmo, S.C. • Dutch Fork

- Named to the Naismith Trophy Top 50 Watch List, one of four centers selected
- Has started five games this season
- Is fourth in the SEC in rebounds and 20th in scoring ... also among top 10 in blocks (3rd, 1.7/gm), offensive rebounds (9th, 3.0/gm) and free throw percentage (9th)
- Leads the SEC with 10 double-doubles this season, ranking 27th in the nation
- Averaging a double-double over last four games – 10.5 points, 11.0 rebounds (Jan. 19-Feb. 1)
- Has scored in double figures 14 times and posted double-digit rebounds 12 times
- Has been the team's top scorer twice – Southern Cal, at Alabama
- Has led team in rebounds 12 times – Southern Cal, Clemson, Wisconsin, Charlotte, at Duke, Savannah State, at Hampton, Auburn, at Florida, Texas A&M, Alabama, at Ole Miss
- Hit all four free throw attempts on two possessions that sparked a 28-13 run to close the first half at Ole Miss (Feb. 1), turning an eight-point deficit into a seven-point halftime lead
- Matched her career high with five blocked shots against Alabama (Jan. 29)
- Had her best game against a ranked team this season with a double-double against #12/10 Texas A&M (Jan. 26), including nine points and six rebounds in second half to help deliver victory
- Dominated Florida's (Jan. 19) frontline on the glass for her fifth game of 13 or more rebounds
- Hit all six of her free throw attempts in final 2:00 at Missouri (Jan. 15) to seal Gamecocks' win
- Grabbed a pair of rebounds during game-changing 5-0 run midway through second half of win over #10/11 Kentucky (Jan. 11)
- Reeled in season-high 14 rebounds in SEC opener against Auburn (Jan. 2) with seven in each half en route to seventh double-double of the season
- Posted third-straight double-double in game against Central Michigan (Dec. 20), including 12 points in the second half
- After just six minutes of first-half play at Hampton (Dec. 17), posted 12 points and nine rebounds to hold off Lady Pirates in the second half en route to second-straight double-double
- Grabbed six of her team-high 10 rebounds at #9/8 Duke (Dec. 7) in the second half, including two defensive in the critical final two minutes of the comeback win
- Responded to coming off the bench against Charlotte (Dec. 4) with a double-double and a career-high three assists in 23 minutes
- Shook off slow start vs. Clemson (Nov. 20) to finish with 12 points and 10 rebounds – eight points and seven rebounds of which came in second half
- Drew start in season opener vs. Southern Cal (Nov. 15) and delivered a double-double, scoring six unanswered

2014-15 Game-by-Game

Opponent	Date	GS	MIN	FG-A	3FG-A	FT-A	Reb	A	TO	B	S	TP
Southern Cal	11/15	*	30	6-8	0-0	6-6	4-9-13	0	1	2	0	18
Clemson	11/20	*	20	4-10	0-0	4-7	4-6-10	2	0	2	0	12
San Diego St.	11/23		18	5-8	0-0	0-1	2-3-5	0	1	0	0	10
vs. Wisconsin	11/27	*	17	3-7	0-0	1-4	4-5-9	0	0	1	0	7
vs. Syracuse	11/28	*	13	0-0	0-0	0-0	0-1-1	0	0	0	0	0
NC Central	12/1	*	21	4-7	0-0	1-2	0-5-5	1	1	2	0	9
Charlotte	12/4		23	4-7	0-0	7-10	5-8-13	3	1	2	0	15
at Duke	12/7		22	2-6	0-0	3-5	3-7-10	0	1	1	2	7
vs. Savannah St.	12/14		17	7-8	0-0	6-9	3-7-10	1	2	1	0	20
at Hampton	12/17		21	4-9	0-0	4-6	3-10-13	0	4	3	0	12
vs. C. Michigan	12/20		21	7-10	0-0	2-4	3-7-10	2	1	2	1	16
vs. Liberty	12/21		24	2-10	0-0	7-8	4-2-6	2	1	1	1	11
Auburn	1/2		20	3-4	0-0	5-9	5-9-14	0	0	1	1	11
at LSU	1/4		14	2-2	0-0	3-4	1-3-4	0	3	2	0	7
at Alabama	1/8		21	7-8	0-0	6-6	2-1-3	1	0	3	0	20
Kentucky	1/11		21	1-5	0-0	1-2	3-3-6	0	1	2	1	3
at Missouri	1/15		22	4-7	0-0	7-8	4-3-7	0	2	0	0	15
at Florida	1/19		21	3-5	0-0	0-1	2-11-13	1	3	2	3	6
Texas A&M	1/26		23	3-8	0-0	6-8	5-6-11	3	0	1	1	12
Alabama	1/29		25	5-7	0-0	4-5	1-9-10	1	3	5	1	14
at Ole Miss	2/1		24	2-5	0-0	6-7	5-5-10	1	2	2	1	10
at Georgia	2/5											

— DNP (Coach's Decision) —

Career Stats at South Carolina

Year	GP	GS	Min	Avg	FG	FGA	Pct	3FG	FGA	Pct	FT	FTA	Pct	Off	Def	Tot	Avg	PF	FO	A	TO	Blk	Stl	Pts	Avg
2013-14	34	1	668	19.6	148	242	.612	0	0	—	121	185	.654	82	203	285	8.4	83	1	11	57	73	17	417	12.3
2014-15	21	5	438	20.9	78	141	.553	0	0	—	79	112	.705	63	120	183	8.7	30	0	18	27	35	12	235	11.2
Career Totals	55	6	1106	20.1	226	383	.590	0	0	—	200	297	.673	145	323	468	8.5	113	1	29	84	108	29	652	11.9

#41

Career Highlights

No. 25 Player in the Nation, espnW (2014-15)
 2015 Naismith Trophy Top 50 Watch List
 2015 Preseason All-SEC
 2014 SEC Co-6th Player of the Year (Coaches)
 2014 SEC Freshman of the Year (Coaches, AP)
 2014 Freshman All-America First Team (Full Court)
 2014 SEC All-Freshman Team
 2014 All-SEC Second Team (Coaches)
 5-time SEC Freshman of the Week

	Season	Career	Miscellaneous
Double-Double	10	20	
20+ Points	2	8	
10+ Points	14	37	
10+ Rebounds	12	23	
5+ Blocks	1	3	
Tm-High Points	2	9	
Tm-High Rebs.	12	30	

	Career Highs
Pts	24, 2x, last vs. Ole Miss, 1/30/14
Rebs.	17 vs. Kentucky, 1/9/14
Blks	5, 3x, last vs. Alabama, 1/29/15
Stls	3, 2x, last at Florida, 1/19/15
Assts	3, 2x, last vs. Texas A&M, 1/26/15
Min.	30 vs. Southern Cal, 11/15/14
FG	11 vs. Vanderbilt, 1/5/14
FT	11 at San Diego St., 11/23/13

	14-15 Season Highs
Pts	20, 2x, last at Alabama, 1/8
Rebs.	14 vs. Auburn, 1/2
Blks	5 vs. Alabama, 1/29
Stls	3 at Florida, 1/19
Assts	3, 2x, last vs. Texas A&M, 1/26
Min.	30 vs. Southern Cal, 11/15
FG	7, 3x, last at Alabama, 1/8
FT	7, 3x, last at Missouri, 1/15

	SEC Career Highs
Pts	24, 2x, last vs. Ole Miss, 1/30/14
Rebs.	17 vs. Kentucky, 1/9/14
Blks	5, 3x, last vs. Alabama, 1/29/15
Stls	3, 2x, last at Florida, 1/19/15
Assts	3 vs. Texas A&M, 1/26/15
Min.	28 vs. Vanderbilt, 1/5/14
FG	11 vs. Vanderbilt, 1/5/14
FT	8, 2x, last vs. Georgia, 2/27/14



BIANCA CUEVAS

5-6 • Freshman • Guard
Bronx, N.Y. • Nazareth Regional

- Played in every game this season
- Averaging 9.0 points and 1.9 assists in SEC play, besting her non-conference averages of 4.7 and 1.8, respectively
- Has scored in double figures seven times, including one 20-point game
- Has been the team's top scorer twice - at Ole Miss, at Georgia
- Has led team in assists four times – San Diego State, vs. Central Michigan, at Florida, Alabama
- In last five games, averaged 11.6 points, 3.2 rebounds, 2.4 assists and 1.2 steals in 20.2 minutes per game
- Paced offense for second-straight game with 16 points at #22/21 Georgia (Feb. 5) with nine of those coming during 14-2 run the broke open 7-7 game
- Scored the last six points of the first half at Ole Miss (Feb. 1) in just one minute en route to 21 points, nearly double her previous career high points
- Handed out four of her career-high tying five assists against Alabama (Jan. 29) in the first half, her highest total in SEC action
- Scored seven of her 11 points at Florida (Jan. 19) during a 14-4 second-half run
- Added three free throws to the late-game effort in win at Missouri (Jan. 15)
- Scored six of her 10 points against Auburn (Jan. 2) during 14-4 first-half run and added three during second-half rally after Tigers got within eight points with 12 minutes to play
- Dished out three of her fours assists in just 10 minutes of first-half action against Central Michigan (Dec. 20)
- Scored eight of her 12 points at Hampton (Dec. 17) in the second half, including a pair of 3s during key run late in the game
- Swiped four steals against Savannah State (Dec. 14), including three in a two-minute span midway through the first half to help Gamecocks build an insurmountable lead
- Handed out five assists against NC Central (Dec. 1), her second time this season
- Posted 11 points against San Diego State (Nov. 23) while leading team with five assists and four steals as well
- Strong outing against Clemson (Nov. 20) with no turnovers and a pair of 3s
- Came off the bench to play five minutes against Southern Cal (Nov. 15)

#1

Career Highlights

No. 35 recruit in 2014 class (espnW)
2014 High School All-America (McDonald's)

	Season	Career	Miscellaneous
20+ Points	1	1	
10+ Points	7	7	
5+ Assists	3	3	
5+ Steals	0	0	
Tm-High Pts.	2	2	
Tm-High Assts.	4	4	

		Career Highs
Pts	21 at Ole Miss, 2/1/15	
Rebs	4, 4x, last at Georgia, 2/5/15	
Stls	4, 2x, last vs. Savannah St., 12/14/14	
Assts	5, 3x, last vs. Alabama, 1/29/15	
Blks	2 vs. NC Central, 12/1/14	
Min	24 at Ole Miss, 2/1/15	
FG	7 at Georgia, 2/5/15	
3FG	2, 4x, last at Georgia, 2/5/15	
FT	9 at Ole Miss, 2/1/15	

		SEC Career Highs
Pts	21 at Ole Miss, 2/1/15	
Rebs	4, 3x, last at Georgia, 2/5/15	
Blks	1 vs. Auburn, 1/2/15	
Stls	2, 3x, last at Georgia, 2/5/15	
Assts	5 vs. Alabama, 1/29/15	
Min	24 at Ole Miss, 2/1/15	
FG	7 at Georgia, 2/5/15	
3FG	2, 2x, last at Georgia, 2/5/15	
FT	9 at Ole Miss, 2/1/15	

2014-15 Game-by-Game

Opponent	Date	GS	MIN	FG-A	3FG-A	FT-A	Reb	A	TO	B	S	TP
Southern Cal	11/15		5	0-3	0-2	0-1	0-1-1	0	1	0	1	0
Clemson	11/20		17	4-10	2-6	0-0	1-2-3	2	0	0	2	10
San Diego St.	11/23		17	4-6	1-3	2-2	0-3-3	5	1	0	4	11
vs. Wisconsin	11/27		14	1-5	0-2	0-0	1-0-1	1	0	0	0	2
vs. Syracuse	11/28		9	0-4	0-3	0-0	0-0-0	0	0	0	0	0
NC Central	12/1		20	1-4	1-4	1-2	0-1-1	5	1	2	3	4
Charlotte	12/4		6	0-2	0-0	0-0	0-1-1	1	1	0	0	0
at Duke	12/7		3	0-0	0-0	0-0	0-0-0	0	2	0	1	0
vs. Savannah St.	12/14		18	4-7	0-1	1-1	0-1-1	0	3	0	4	9
at Hampton	12/17		19	5-6	2-3	0-0	0-1-1	1	2	0	1	12
vs. C. Michigan	12/20		18	1-7	0-4	0-0	1-0-1	4	1	0	2	2
vs. Liberty	12/21		17	2-4	1-2	1-2	0-1-1	3	1	0	1	6
Auburn	1/2		20	4-8	0-2	2-3	0-0-0	1	2	1	1	10
at LSU	1/4		18	2-8	1-4	3-3	0-1-1	2	2	0	2	8
at Alabama	1/8		15	1-5	1-4	4-4	1-2-3	3	0	0	0	7
Kentucky	1/11		5	1-3	0-0	0-0	0-0-0	0	1	0	0	2
at Missouri	1/15		15	1-5	0-0	3-4	1-1-2	1	1	0	1	5
at Florida	1/19		19	4-8	1-3	2-2	0-2-2	4	1	0	0	11
Texas A&M	1/26		16	2-5	0-0	0-0	0-2-2	1	3	0	1	4
Alabama	1/29		22	3-6	0-2	0-0	3-1-4	5	5	0	2	6
at Ole Miss	2/1		24	5-8	2-4	9-11	1-3-4	0	2	0	1	21
at Georgia	2/5		20	7-14	2-4	0-1	1-3-4	2	2	0	2	16

Career Stats at South Carolina

Year	GP	GS	Min	Avg	FG	FGA	Pct	3FG	FGA	Pct	FT	FTA	Pct	Off	Def	Tot	Avg	PF	FO	A	TO	Blk	Stl	Pts	Avg
2014-15	22	0	337	15.3	52	128	.406	14	53	.264	28	36	.778	10	26	36	1.6	29	0	41	32	3	29	146	6.6



TIFFANY DAVIS

5-7 • Sophomore • Guard
Houston, Texas • Westbury Christian

- Has played in 14 games this season
- Scored a season-high four points in just four minutes at Alabama (Jan. 8), hitting a 3 for the second time in as many games
- Draining a 3 from the top of the key as the shot clock was winding down to help hold off Lady Tigers' rally late in first half at LSU (Jan. 4)
- Tied season high with three points, all on free throws, against Savannah State (Dec. 14)
- Made her season debut against Clemson (Nov. 20), hitting a second-half 3 and handing out a pair of assists in just eight minutes.

2014-15 Game-by-Game

Opponent	Date	GS	MIN	FG-A	3FG-A	FT-A	Reb	A	TO	B	S	TP
Southern Cal	11/15											
Clemson	11/20	8	1-2	1-2	0-0	0-1-1	2	0	0	0	0	3
San Diego St.	11/23	8	0-3	0-2	0-1	2-0-2	1	2	0	0	0	0
vs. Wisconsin	11/27	6	1-2	0-1	0-0	0-0-0	0	1	0	0	0	2
vs. Syracuse	11/28											
NC Central	12/1	6	0-1	0-1	0-0	0-1-1	1	0	0	0	0	0
Charlotte	12/4											
at Duke	12/7											
vs. Savannah St.	12/14	10	0-0	0-0	3-4	0-1-1	1	0	0	0	0	3
at Hampton	12/17	3	0-0	0-0	0-0	0-1-1	0	2	0	0	0	0
vs. C. Michigan	12/20	4	0-0	0-0	0-0	0-0-0	0	0	0	0	0	0
vs. Liberty	12/21	5	0-0	0-0	0-0	1-0-1	0	0	0	0	0	0
Auburn	1/2	1	0-0	0-0	0-0	0-0-0	0	0	0	0	0	0
at LSU	1/4	11	1-1	1-1	0-0	0-3-3	2	3	0	0	0	3
at Alabama	1/8	4	1-1	1-1	1-2	1-0-1	0	0	0	0	0	4
Kentucky	1/11	1	0-0	0-0	0-0	0-0-0	0	0	0	0	0	0
at Missouri	1/15											
at Florida	1/19	6	1-2	1-2	0-0	0-2-2	0	1	0	0	0	3
Texas A&M	1/26	4	0-1	0-1	2-2	0-2-2	0	0	0	0	0	2
Alabama	1/29											
at Ole Miss	2/1											
at Georgia	2/5											

Career Stats at South Carolina

Year	GP	GS	Min	Avg	FG	FGA	Pct	3FG	FGA	Pct	FT	FTA	Pct	Off	Def	Tot	Avg	PF	FO	A	TO	Blk	Stl	Pts	Avg
2012-13	3	0	40	13.3	4	8	.500	1	4	.250	3	4	.750	1	3	4	1.3	2	0	4	2	0	5	12	4.0
2013-14	32	7	356	11.1	23	59	.390	12	30	.400	19	26	.731	5	27	32	1.0	29	0	29	40	1	4	77	2.4
2014-15	14	0	77	5.5	5	13	.385	4	11	.364	6	9	.667	4	11	15	1.1	5	0	7	9	0	0	20	1.4
Career Totals	49	7	473	9.7	32	80	.400	17	45	.378	28	39	.718	10	41	51	1.0	36	0	40	51	1	9	109	2.2

#15

	Season	Career
10+ Points	0	1
5+ Assists	0	0
5+ Steals	0	1
Tm-High Pts.	0	0
Tm-High Assts.	0	0

Miscellaneous

Pts	11 vs. Ole Miss, 1/30/14
Rebs	6 at Arkansas, 1/2/14
Blks	1 vs. Charleston Southern, 11/8/13
Stls	5 vs. Elon, 11/9/12
Assts	3, 4x, last vs. SC State, 12/22/13
Min	30 at Arkansas, 1/2/14
FG	3 vs. Savannah State, 12/28/13
3FG	2, 3x, last vs. Ole Miss, 1/30/14
FT	5 vs. Ole Miss, 1/30/14

Career Highs

Pts	4 at Alabama, 1/8
Rebs	3 at LSU, 1/4
Blks	
Stls	
Assts	2, 2x, last at LSU, 1/4
Min	11 at LSU, 1/4
FG	1, 5x, last at Florida, 1/19
3FG	1, 4x, last at Florida, 1/19
FT	3 vs. Sav. St., 12/14

14-15 Season Highs

Pts	11 vs. Ole Miss, 1/30/14
Rebs	6 at Arkansas, 1/2/14
Blks	2 vs. Ole Miss, 1/30/14
Stls	
Assts	2, 4x, last at LSU, 1/4/15
Min	30 at Arkansas, 1/2/14
FG	2, 2x, last at Miss. St., 2/6/14
3FG	2 vs. Ole Miss, 1/30/14
FT	5 vs. Ole Miss, 1/30/14

SEC Career Highs



ASIA DOZIER

6-0 • Junior • Guard/Forward
Columbia, S.C. • Spring Valley

- Voted team captain
- Has played in every game, re-joining the starting lineup against Charlotte (Dec. 4)
- Has led team in assists three times – vs. Wisconsin, vs. Liberty, Auburn
- Has led team in scoring one time – at Duke
- Has scored in double figures three times
- Buried a clutch 3 from the top of the key after Missouri (Jan. 15) had pulled within two points in the second half
- Hit a 3 from the right corner midway through second half against Kentucky (Jan. 11) to allow Gamecocks to hold the lead
- Single-handedly held off the Crimson Tide for first four minutes at Alabama (Jan. 8), scoring eight of her SEC career-high 15 points to keep the game tied early ... best shooting game of the season, hitting 6-of-8 from the field, including 3-of-5 from 3-point range
- Tied for team-high honors with four assists against Auburn (Jan. 2), improving her career record as team's assist leader to 13-0, and hit early 3 to spark first-half offense
- Played solid all-around game against Liberty (Dec. 21), turning just 17 minutes on the floor into four rebounds, team-high four assists and three points
- Scored all of her team-high 11 points at #9/8 Duke (Dec. 7) in the second half of the comeback victory
- Made her first start of the season against Charlotte (Dec. 4) and struggled shooting the ball, but was solid defensively and handed out three assists
- Hit a 3 from the top of the arc to put the Gamecocks ahead of #22/22 Syracuse (Nov. 28) with under two minutes to play, her only points of the night
- Hit 3-of-5 from the field and handed out four assists in just 15 minutes against Wisconsin (Nov. 27)
- Dished out four assists in just 16 minutes against San Diego State (Nov. 23)
- Handed out four assists against Clemson in just 16 minutes (Nov. 20)

2014-15 Game-by-Game

Opponent	Date	GS	MIN	FG-A	3FG-A	FT-A	Reb	A	TO	B	S	TP
Southern Cal	11/15	14	0-3	0-2	0-0	0-0-0	1	2	0	0	0	0
Clemson	11/20	16	1-2	1-2	0-0	0-1-1	4	0	0	0	0	3
San Diego St.	11/23	16	2-3	1-2	0-1	0-0-0	4	1	0	1	5	
vs. Wisconsin	11/27	15	3-5	1-2	0-0	0-0-0	4	1	0	0	7	
vs. Syracuse	11/28	7	1-1	1-1	0-0	0-0-0	1	0	0	0	3	
NC Central	12/1	16	5-6	3-4	1-1	0-0-0	1	1	0	2	14	
Charlotte	12/4	*	18	0-4	0-3	0-0	0-0-0	3	1	0	1	0
at Duke	12/7	*	22	4-7	2-5	1-2	0-0-0	0	2	0	1	11
vs. Savannah St.	12/14	*	15	0-2	0-1	0-0	0-0-0	2	0	0	0	0
at Hampton	12/17	*	17	1-5	1-4	0-0	0-0-0	2	1	1	0	3
vs. C. Michigan	12/20	*	22	2-6	0-2	0-0	0-1-1	2	1	0	1	4
vs. Liberty	12/21	*	17	1-2	1-2	0-0	1-3-4	4	0	0	1	3
Auburn	1/2	*	16	2-6	1-3	0-0	0-0-0	4	2	0	1	5
at LSU	1/4	*	12	1-3	1-3	0-0	0-0-0	1	1	0	0	3
at Alabama	1/8	*	24	6-8	3-5	0-0	0-2-2	2	1	0	2	15
Kentucky	1/11	*	16	2-7	1-4	0-0	0-4-4	2	2	1	0	5
at Missouri	1/15	*	30	1-5	1-4	0-0	0-3-3	0	1	0	0	3
at Florida	1/19	*	14	1-2	0-1	0-0	0-0-0	0	0	0	0	2
Texas A&M	1/26	*	10	0-1	0-0	0-0	0-1-1	1	3	0	0	0
Alabama	1/29	*	15	1-3	1-3	2-2	0-1-1	3	0	0	1	5
at Ole Miss	2/1	*	11	0-1	0-1	0-0	0-1-1	2	1	0	0	0
at Georgia	2/5	*	19	0-4	0-4	0-0	0-4-4	0	1	1	0	0

Career Stats at South Carolina

Year	GP	GS	Min	Avg	FG	FGA	Pct	3FG	FGA	Pct	FT	FTA	Pct	Off	Def	Tot	Avg	PF	FO	A	TO	Blk	Stl	Pts	Avg
2012-13	31	0	398	12.8	28	134	.209	16	91	.176	11	24	.458	19	42	61	2.0	35	1	25	20	4	8	83	2.7
2013-14	34	32	911	26.8	72	211	.341	33	103	.320	28	44	.636	18	77	95	2.8	63	0	92	68	7	21	205	6.0
2014-15	22	16	362	16.5	34	86	.395	19	58	.328	4	6	.667	1	21	22	1.0	15	0	44	22	3	11	91	4.1
Career Totals	87	48	1671	19.2	134	431	.311	68	252	.270	43	74	.581	38	140	178	2.0	113	1	161	110	14	40	379	4.4

#31

	Season	Career
10+ Points	3	12
10+ Rebounds	0	1
5+ Assists	0	8
Tm-High Pts.	1	2
Tm-High Assts.	3	13

Miscellaneous

Pts 16, 2x, last at San Diego St., 11/23/13
Rebs10 vs. Elon, 11/9/12
Blks 1, 12x, last at Hampton, 12/17/14
Stls2, 6x, last vs. NC Central, 12/1/14
Assts6, 2x, last vs. Georgia, 3/7/14
Min 40 at Arkansas, 1/2/14
FG6, 2x, last at Alabama, 1/8/15
3FG 4 at San Diego St., 11/23/13
FT 4, 2x, last vs. Oregon St., 3/25/14

Career Highs

Pts 15 at Alabama, 1/8
Rebs 4, 3x, last at Georgia, 2/5
Blks 1, 3x, last at Georgia, 2/5
Stls 2, 2x, last at Alabama, 1/8
Assts 4, 5x, last vs. Auburn, 1/2
Min 30 at Missouri, 1/15
FG 6 at Alabama, 1/8
3FG 3, 2x, last at Alabama, 1/8
FT 2 vs. Alabama, 1/29

14-15 Season Highs

Pts 15 at Alabama, 1/8/15
Rebs 6, 2x, last vs. Florida, 2/23/14
Blks 1, 8x, last at Georgia, 2/5/15
Stls 2 at Alabama, 1/8/15
Assts 6, 2x, last vs. Georgia, 3/7/14
Min 40 at Arkansas, 1/2/14
FG 6 at Alabama, 1/8/15
3FG 3, 2x, last at Alabama, 1/8/15
FT 2, 4x, last vs. Alabama, 1/29/15

SEC Career Highs



KAYDRA DUCKETT

5-8 • Freshman • Guard
Columbia, S.C. • Dreher

- Has played in 14 games this season, including seven SEC games
- Made her SEC debut at LSU (Jan. 4)
- Grabbed four rebounds in just seven minutes off the bench against Savannah State (Dec. 14)
- Scored first career points against NC Central (Dec. 1)
- Made her college debut against Clemson (Nov. 20), but was limited to three minutes with an ankle injury

#3

Career Highlights

No. 32 recruit in 2014 class (espnW)
2014 High School All-America (McDonald's)

	Season	Career	Miscellaneous
10+ Points	0	0	
5+ Assists	0	0	
5+ Steals	0	0	
Tim-High Pts.	0	0	
Tim-High Assts.	0	0	

	Career Highs
Pts	2, 2x, last vs. Sav. St., 12/14/14
Rebs	4 vs. Savannah St., 12/14/14
Blks	1, 2x, last vs. C. Michigan, 12/20/14
Stls	1, 2x, last vs. Liberty, 12/21/14
Assts	1, 2x, last vs. Sav. St., 12/14/14
Min	7 vs. Savannah St., 12/14/14
FG	1 vs. NC Central, 12/1/14
3FG	
FT	2 vs. Savannah St., 12/14/14

	SEC Highs
Pts	
Rebs	1, 2x, last at Georgia, 2/5/15
Blks	
Stls	
Assts	
Min	4, 3x, last at Georgia, 2/5/15
FG	
FT	

2014-15 Game-by-Game

Opponent	Date	GS	MIN	FG-A	3FG-A	FT-A	Reb	A	TO	B	S	TP
Southern Cal	11/15											
Clemson	11/20	3	0-0	0-0	0-0	0-0-0	1	0	0	0	0	0
San Diego St.	11/23											
vs. Wisconsin	11/27	2	0-0	0-0	0-0	0-0-0	0	0	0	0	0	0
vs. Syracuse	11/28											
NC Central	12/1	4	1-1	0-0	0-0	0-1-1	0	1	0	1	2	
Charlotte	12/4	1	0-0	0-0	0-0	0-0-0	0	0	0	0	0	
at Duke	12/7											
vs. Savannah St.	12/14	7	0-3	0-0	2-2	2-2-4	1	0	1	0	2	
at Hampton	12/17											
vs. C. Michigan	12/20	1	0-0	0-0	0-0	0-1-1	0	0	1	0	0	
vs. Liberty	12/21	4	0-1	0-0	0-0	0-0-0	0	0	0	1	0	
Auburn	1/2											
at LSU	1/4	1	0-0	0-0	0-0	0-0-0	0	0	0	0	0	
at Alabama	1/8	4	0-0	0-0	0-0	0-1-1	0	0	0	0	0	
Kentucky	1/11											
at Missouri	1/15											
at Florida	1/19	4	0-1	0-0	0-0	0-0-0	0	0	0	0	0	
Texas A&M	1/26	2	0-0	0-0	0-0	0-0-0	0	0	0	0	0	
Alabama	1/29	3	0-1	0-1	0-0	0-0-0	0	0	0	0	0	
at Ole Miss	2/1	1	0-0	0-0	0-0	0-0-0	0	0	0	0	0	
at Georgia	2/5	4	0-1	0-0	0-2	0-1-1	0	0	0	0	0	

Career Stats at South Carolina

Year	GP	GS	Min	Avg	FG	FGA	Pct	3FG	FGA	Pct	FT	FTA	Pct	Off	Def	Tot	Avg	PF	FO	A	TO	Blk	Stl	Pts	Avg
2014-15	14	0	40	2.9	1	8	.125	0	1	.000	2	4	.500	2	6	8	0.6	3	0	2	1	2	2	4	0.3



INDIA FARMER

6-0 • Sophomore • Forward
N. Myrtle Beach, S.C. • N. Myrtle Beach

- Has played in 13 games this season, including five SEC games
- Added a pair of free throws to win at Florida (Jan. 19)
- Scored first point of the season with a free throw against San Diego State (Nov. 23)
- Made season debut vs. Clemson (Nov. 20)

#0

	Season	Career	Miscellaneous
10+ Points	0	0	
10+ Rebounds	0	0	
5+ Blocks	0	0	
Tm-High Pts.	0	0	
Tm-High Rebs.	0	0	

	Career Highs	Career Highs
Pts	3, 2x, last vs. Alabama, 1/19/14	
Rebs	3 vs. NC Central, 12/2/13	
Blks	1 vs. Savannah State, 12/28/13	
Stls	1 at Florida, 1/19/15	
Assts		
Min	11 vs. NC Central, 12/2/13	
FG	1, 2x, last vs. Alabama, 1/19/14	
3FG	1, 2x, last vs. Alabama, 1/19/14	
FT	2 at Florida, 1/19/15	

	14-15 Season Highs	14-15 Season Highs
Pts	2 at Florida, 1/19	
Rebs	2, 2x, last vs. Sav. St., 12/14	
Blks		
Stls	1 at Florida, 1/19	
Assts		
Min	4, 5x, last at Florida, 1/19	
FG		
3FG		
FT	2 at Florida, 1/19	

	SEC Career Highs	SEC Career Highs
Pts	3 vs. Alabama, 1/19/14	
Rebs	1, 4x, last at Alabama, 1/8/15	
Blks		
Stls	1 at Florida, 1/19/15	
Assts		
Min	4, 2x, last at Florida, 1/19/15	
FG	1 vs. Alabama, 1/19/14	
3FG		
FT	2 at Florida, 1/19	

2014-15 Game-by-Game

Opponent	Date	GS	MIN	FG-A	3FG-A	FT-A	Reb	A	TO	B	S	TP
Southern Cal	11/15						— DNP (Coach's Decision) —					
Clemson	11/20		4	0-0	0-0	0-0	1-0-1	0	0	0	0	0
San Diego St.	11/23		3	0-0	0-0	1-2	0-0-0	0	0	0	0	1
vs. Wisconsin	11/27		2	0-0	0-0	0-0	0-0-0	0	0	0	0	0
vs. Syracuse	11/28						— DNP (Coach's Decision) —					
NC Central	12/1		2	0-0	0-0	0-0	1-1-2	0	0	0	0	0
Charlotte	12/4		2	0-0	0-0	0-0	0-0-0	0	1	0	0	0
at Duke	12/7						— DNP (Coach's Decision) —					
vs. Savannah St.	12/14		4	0-2	0-2	1-2	1-1-2	0	0	0	0	1
at Hampton	12/17						— DNP (Coach's Decision) —					
vs. C. Michigan	12/20		1	0-0	0-0	0-0	0-0-0	0	0	0	0	0
vs. Liberty	12/21		4	0-0	0-0	0-0	0-0-0	0	0	0	0	0
Auburn	1/2		2	0-0	0-0	0-0	0-1-1	0	0	0	0	0
at LSU	1/4		2	0-0	0-0	0-0	0-0-0	0	0	0	0	0
at Alabama	1/8		4	0-1	0-0	0-0	1-0-1	0	0	0	0	0
Kentucky	1/11						— DNP (Coach's Decision) —					
at Missouri	1/15						— DNP (Coach's Decision) —					
at Florida	1/19		4	0-0	0-0	2-2	0-0-0	0	0	0	1	2
Texas A&M	1/26						— DNP (Coach's Decision) —					
Alabama	1/29						— DNP (Coach's Decision) —					
at Ole Miss	2/1		1	0-0	0-0	0-0	0-0-0	0	0	0	0	0
at Georgia	2/5						— DNP (Coach's Decision) —					

Career Stats at South Carolina

Year	GP	GS	Min	Avg	FG	FGA	Pct	3FG	FGA	Pct	FT	FTA	Pct	Off	Def	Tot	Avg	PF	FO	A	TO	Blk	Stl	Pts	Avg
2013-14	18	0	48	2.7	2	7	.286	2	4	.500	0	0	—	2	4	6	0.3	4	0	0	1	1	0	6	0.3
2014-15	13	0	34	2.6	0	3	.000	0	2	.000	4	6	.667	4	3	7	0.5	1	0	0	1	0	1	4	0.3
Career Totals	31	0	82	2.6	2	10	.200	2	6	.333	4	6	.667	6	7	13	0.4	5	0	0	2	1	1	10	0.3



OLIVIA GAINES

5-7 • Senior • Guard
Chester, S.C. • Louisburg College (N.C.)

- Has played in all but one contest this season, notching one start (San Diego State)
- Averaging 9.4 minutes per SEC game, providing great defensive pressure when Gamecocks want to change the tempo
- Had a perfect shooting night (2-2 FG, 2-2 FT) en route to SEC career-high six points against Alabama (Jan. 29)
- Tied her SEC career high with three assists at Alabama (Jan. 8)
- Saw a season-high 19 minutes at LSU (Jan. 4) dishing out all three of her assists in the first half while Sessions was out with foul trouble
- Was integral to 10-0 second-half run that stopped Auburn (Jan. 2) from coming back after pulling within eight with 12 minutes to play, scoring the first and last points of the spurt in addition to usual defensive pressure
- Matched her career high with three steals against Liberty (Dec. 21), all in the second half, while also handing out three assists in the final 20 minutes of action
- Picked up two steals in just one minute of high-pressure defense at #9/8 Duke (Dec. 7), including the one with 12 seconds left and the Gamecocks down by one, then called a timeout to set up the winning play
- Handed out three assists in just 12 minutes against Wisconsin (Nov. 27)
- Drew her second career start against San Diego State (Nov. 23), picking up a pair of steals
- Came off the bench for one minute of high-pressure defense late in the opener against Southern Cal (Nov. 15)

2014-15 Game-by-Game

Opponent	Date	GS	MIN	FG-A	3FG-A	FT-A	Reb	A	TO	B	S	TP
Southern Cal	11/15	1	0-0	0-0	0-0	0-0-0	0	0	0	0	0	0
Clemson	11/20	10	0-4	0-0	0-0	3-2-5	2	2	0	1	0	0
San Diego St.	11/23 *	16	0-2	0-0	0-0	1-1-2	1	2	0	2	0	0
vs. Wisconsin	11/27	12	0-1	0-0	0-0	0-1-1	3	0	0	2	0	0
vs. Syracuse	11/28	2	0-0	0-0	0-0	0-0-0	0	0	0	0	0	0
NC Central	12/1	7	2-3	0-0	0-0	0-1-1	0	1	0	0	0	4
Charlotte	12/4	1	0-0	0-0	0-0	0-0-0	0	0	0	0	0	0
at Duke	12/7	1	0-0	0-0	0-0	0-0-0	0	0	0	0	2	0
vs. Savannah St.	12/14	15	0-3	0-0	2-2	2-2-4	1	0	0	0	2	2
at Hampton	12/17	6	0-0	0-0	0-0	0-0-0	0	0	0	0	0	0
vs. C. Michigan	12/20	9	1-2	0-0	0-0	1-1-2	0	0	0	0	2	2
vs. Liberty	12/21	14	1-5	0-1	0-0	0-1-1	3	1	0	3	2	2
Auburn	1/2	16	1-1	0-0	1-2	0-1-1	1	1	0	1	3	3
at LSU	1/4	19	1-3	0-0	0-0	0-0-0	3	1	0	2	2	2
at Alabama	1/8	13	1-2	0-1	0-0	1-0-1	3	0	0	0	2	2
Kentucky	1/11	— DNP (Coach's Decision) —										
at Missouri	1/15	2	0-0	0-0	0-0	0-0-0	0	0	0	0	0	0
at Florida	1/19	6	0-0	0-0	1-2	1-1-2	1	1	0	0	1	1
Texas A&M	1/26	7	0-1	0-0	0-0	0-0-0	0	0	0	0	0	0
Alabama	1/29	9	2-2	0-0	2-2	0-0-0	0	0	0	1	6	6
at Ole Miss	2/1	3	0-0	0-0	0-0	0-0-0	0	0	0	0	0	0
at Georgia	2/5	10	1-2	0-0	0-0	0-1-1	1	0	0	0	2	2

Career Stats at South Carolina

Year	GP	GS	Min	Avg	FG	FGA	Pct	3FG	FGA	Pct	FT	FTA	Pct	Off	Def	Tot	Avg	PF	FO	A	TO	Blk	Stl	Pts	Avg
2013-14	32	1	309	9.7	23	48	.479	1	2	.500	19	26	.731	12	31	43	1.3	32	0	34	14	3	20	66	2.1
2014-15	21	1	179	8.5	10	31	.323	0	2	.000	6	8	.750	9	12	21	1.0	18	0	19	9	0	14	26	1.2
Career Totals	53	2	488	9.2	33	79	.418	1	4	.250	25	34	.735	21	43	64	1.2	50	0	53	23	3	34	92	1.7

#2

Career Highlights

2013 WBCA JUCO Player of the Year
2013 NJCAA All-America

	Season	Career	Miscellaneous
10+ Points	0	0	
10+ Rebounds	0	0	
5+ Assists	0	1	
Tim-High Pts.	0	0	
Tim-High Assts.	0	1	

		Career Highs
Pts	7 vs. Savannah St., 12/28/13	
Rebs	5, 2x, last vs. Clemson, 11/20/14	
Blks	1, 3x, last vs. Florida, 2/23/14	
Stls	3, 2x, last vs. Liberty, 12/21/14	
Asssts	5 vs. Charleston Southern, 11/8/13	
Min	23 vs. Alabama, 1/19/14	
FG	3 vs. Savannah St., 12/28/13	
3FG	1 at Texas A&M, 1/16/14	
FT	3 vs. Arkansas, 2/9/14	

		14-15 Season Highs
Pts	6 vs. Alabama, 1/29	
Rebs	5 vs. Clemson, 11/20	
Blks		
Stls	3 vs. Liberty, 12/21	
Asssts	3, 4x, last at Alabama, 1/8	
Min	19 at LSU, 1/4	
FG	2, 2x, last vs. Alabama, 1/29	
3FG		
FT	2, 2x, last vs. Alabama, 1/29	

		SEC Career Highs
Pts	6 vs. Alabama, 1/29/15	
Rebs	3 vs. Alabama, 1/19/14	
Blks	1 vs. Florida, 2/23/14	
Stls	2, 2x, last at LSU, 1/4/15	
Asssts	3, 3x, last at Alabama, 1/8/15	
Min	23 vs. Alabama, 1/19/14	
FG	2, 4x, last vs. Alabama, 1/29/15	
3FG	1 at Texas A&M, 1/16/14	
FT	3 vs. Arkansas, 2/9/14	



ELEM IBIAM

6-4 • Senior • Center
Fayetteville, Ga. • Fayette County

- Voted team captain for second time in her career (2013-14)
- Is second in school history with 153 career blocked shots, trailing only Lakesha Tolliver's record of 177 (2004-07)
- Has started every game this season, not missing a start since the first of her career in the 2013-14 season opener (56 games)
- Is 14th in the SEC in blocked shots per game (1.0)
- Has scored in double figures seven times, including one 20-point game
- Has led the team in rebounds once – vs. Central Michigan
- Scored the Gamecocks' first eight points of the second half after Ole Miss (Feb. 1) had cut lead to three
- Tied the Alabama (Jan. 29) game early to launch a 14-0 run that opened up the game in the first eight minutes
- Put back an offensive rebound four minutes into the second half against #10/11 Kentucky (Jan. 11) to give Gamecocks their first lead since early in the 9:00 mark of the first half
- Posted nine of her 11 points against Auburn (Jan. 2) in the second half to help hold off the charging Tigers
- Scored her 11 points against Liberty (Dec. 21) efficiently, hitting 5-of-6 from the field
- Posted her second career double-double – first of this season – against Central Michigan (Dec. 20) in just 18 minutes on the court
- Pulled in four of her seven rebounds at Hampton (Dec. 17) on the offensive end.
- Netted career-high 21 points against Savannah State (Dec. 14), including four points during early run, five during late first-half spurt and first four points of the second half
- Dominated the opening minutes against Charlotte (Dec. 4), scoring six of the Gamecocks' first eight points en route to a perfect 7-of-7 shooting night – the second of her career tied for fourth-best perfect night in Colonial Life Arena history
- Was efficient in 20 minutes against NC Central (Dec. 1), hitting 4-of-5 from the field and blocking a season-high three shots
- Pulled down seven rebounds, including four offensive against Wisconsin (Nov. 27)

2014-15 Game-by-Game

Opponent	Date	GS	MIN	FG-A	3FG-A	FT-A	Reb	A	TO	B	S	TP
Southern Cal	11/15	*	22	2-3	0-0	1-2	2-4-6	0	0	1	1	5
Clemson	11/20	*	18	1-2	0-0	1-1	0-3-3	0	2	2	0	3
San Diego St.	11/23	*	14	1-3	0-0	2-2	1-1-2	0	0	0	1	4
vs. Wisconsin	11/27	*	17	4-6	0-0	0-0	4-3-7	0	3	2	1	8
vs. Syracuse	11/28	*	15	0-4	0-0	0-0	2-1-3	2	2	1	0	0
NC Central	12/1	*	20	4-5	0-0	2-5	1-3-4	0	0	3	0	10
Charlotte	12/4	*	19	7-7	0-0	2-3	1-2-3	1	1	0	0	16
at Duke	12/7	*	18	4-7	0-0	0-1	2-3-5	1	1	1	0	8
vs. Savannah St.	12/14	*	18	7-9	0-0	7-8	2-2-4	0	0	1	0	21
at Hampton	12/17	*	25	1-5	0-0	2-4	4-3-7	2	4	1	0	4
vs. C. Michigan	12/20	*	18	5-12	0-0	0-1	6-6-12	1	0	2	0	10
vs. Liberty	12/21	*	17	5-6	0-0	1-2	2-3-5	0	1	1	0	11
Auburn	1/2	*	19	5-8	0-0	1-2	2-0-2	0	1	1	0	11
at LSU	1/4	*	18	1-2	0-0	0-0	0-4-4	1	0	1	1	2
at Alabama	1/8	*	15	2-3	0-0	0-0	1-2-3	0	1	0	0	4
Kentucky	1/11	*	16	3-4	0-0	2-2	1-3-4	0	0	0	0	8
at Missouri	1/15	*	14	0-3	0-0	0-0	1-2-3	0	3	2	0	0
at Florida	1/19	*	14	2-4	0-0	0-0	0-3-3	0	1	1	0	4
Texas A&M	1/26	*	17	3-4	0-0	0-0	1-2-3	0	1	1	0	6
Alabama	1/29	*	22	2-4	0-0	2-2	0-4-4	0	0	0	1	6
at Ole Miss	2/1	*	14	4-5	0-0	2-2	1-0-1	1	1	0	0	10
at Georgia	2/5	*	24	3-6	0-0	2-2	1-2-3	0	5	2	0	8

Career Stats at South Carolina

Year	GP	GS	Min	Avg	FG	FGA	Pct	3FG	FGA	Pct	FT	FIA	Pct	Off	Def	Tot	Avg	PF	FO	A	TO	Blk	Stl	Pts	Avg
2011-12	25	0	197	7.9	26	59	.441	0	1	.000	22	35	.629	34	40	74	3.0	33	0	4	16	17	2	74	3.0
2012-13	30	0	472	15.7	64	131	.489	0	0	—	32	64	.500	52	83	135	4.5	48	1	8	20	30	11	160	5.3
2013-14	34	34	794	23.4	128	238	.538	0	0	—	67	102	.657	59	148	207	6.1	94	3	12	51	83	13	323	9.5
2014-15	22	22	394	17.9	66	112	.589	0	0	—	27	39	.692	35	56	91	4.1	48	1	9	27	23	5	159	7.2
Career Totals	111	56	1857	16.7	284	540	.526	0	1	.000	148	240	.617	180	327	507	4.6	223	5	33	114	153	31	716	6.5

#33

Career Highlights

2014 SEC All-Defensive Team
2014 SEC Women's Basketball Community Service Team

	Season	Career	Miscellaneous
Double-Double	1	2	
20+ Points	1	1	
10+ Points	7	32	
10+ Rebounds	1	4	
5+ Blocks	0	7	
Tm-High Pts.	0	6	
Tm-High Rebs.	1	12	

	Career Highs
Pts	21 vs. Savannah St., 12/14/14
Rebs	12 at Texas A&M, 1/16/14
Blks	7 at Miss. State, 2/6/14
Stls	2, 4x, last vs. North Carolina, 12/18/13
Assts	3 vs. South Dakota St., 3/23/13
Min	34 at Texas A&M, 1/16/14
FG	8 vs. Alabama, 3/7/13
FT	8 vs. Seton Hall, 11/17/13

	14-15 Season Highs
Pts	21 vs. Savannah St., 12/14
Rebs	12 vs. C. Michigan, 12/20
Blks	3 vs. NC Central, 12/1
Stls	1, 5x, last vs. Alabama, 1/29
Assts	2, 2x, last at Hampton, 12/17
Min	25 at Hampton, 12/17
FG	7, 2x, last vs. Savannah St., 12/14
FT	7 vs. Savannah St., 12/14

	SEC Career Highs
Pts	18 vs. Alabama, 1/19/14
Rebs	12 at Texas A&M, 1/16/14
Blks	7 at Miss. State, 2/6/14
Stls	1, 6x, last vs. Alabama, 1/29/15
Assts	2 at Texas A&M, 1/16/14
Min	34 at Texas A&M, 1/16/14
FG	8 vs. Alabama, 3/7/13
3FG	—
FT	5, 2x, last vs. Vanderbilt, 1/5/14



TIFFANY MITCHELL

5-9 • Junior • Guard
Charlotte, N.C. • Providence Day

- Voted team captain
- Ranks second in SEC in scoring, fifth in 3s made per game (1.9), second in FG percentage, 3rd in FT percentage
- Has scored in double figures a team-high 18 times, including three games of 20 or more points
- Has been the team's top scorer eight times – Southern Cal, San Diego St., Syracuse, at Hampton, vs. Central Michigan, Kentucky, at Missouri, at Florida
- Has led the team in assists six times – Clemson, at Duke, Auburn, Kentucky, Texas A&M, at Georgia
- Scored seven points in an 8-0 first-half run at Ole Miss (Feb. 1) that turned the game around as Gamecocks went from a nine-point deficit to a seven-point halftime lead in the final 7:17 of the period
- Hit four straight free throws after #12/10 Texas A&M (Jan. 26) pulled with two in the second half and was involved in both of next two plays that established a 10-point lead team would not yield
- Scored six of her team-high 18 points at Florida (Jan. 19) during an 8-0 run in the second half, including back-to-back layups off two of her four steals in the game
- Struggled from the field at Missouri (Jan. 15), but still delivered in the clutch, hitting a 3 each time the Tigers got within three late in the second half
- Scored 10 of the team's last 13 points in win over #10/11 Kentucky (Jan. 11), including eight straight free throws to hold the Wildcats at bay
- Missed her first three 3-point attempts at Alabama (Jan. 8), all in the first 10 minutes, but buried her next three en route to 16 points and 60.0 percent shooting, including 50.0 percent from outside
- Hit 4-of-4 from 3-point range in first half alone at Hampton (Dec. 17) en route to tying career high of 6 3s and her third 20-point game of the season
- Posted most efficient scoring game of career, hitting 6-of-7 for 15 points in 21 minutes against Savannah State (Dec. 14)
- Erased a tough shooting day at #9/8 Duke (Dec. 9) with a second-look 3-pointer that brought the Gamecocks within one with 19 seconds to play ... was solid defensively throughout the game as well
- Swiped a career-high seven steals against NC Central (Dec. 1)
- Scored 15 of her 21 points against #22/22 Syracuse (Nov. 28) in the first half to keep Gamecocks within striking distance ... hit free throws late to seal the win over the Orange
- Shot 6-of-6 from 3-point range against San Diego State (Nov. 23), the best perfect long-range shooting night in school history, to net 20 points in just 18 minutes on the court

2014-15 Game-by-Game

Opponent	Date	GS	MIN	FG-A	3FG-A	FT-A	Reb	A	TO	B	S	TP
Southern Cal	11/15	*	38	4-10	0-3	10-12	1-1-2	4	6	0	1	18
Clemson	11/20	*	25	6-8	3-4	0-0	0-0-0	5	1	0	3	15
San Diego St.	11/23	*	18	6-8	6-6	2-2	0-2-2	3	2	0	1	20
vs. Wisconsin	11/27	*	26	2-7	1-3	2-2	0-3-3	3	1	0	2	7
vs. Syracuse	11/28	*	40	6-13	3-8	6-8	4-4-8	3	1	0	1	21
NC Central	12/1	*	24	6-8	1-3	1-2	0-3-3	4	1	0	7	14
Charlotte	12/4	*	28	3-6	1-3	2-2	1-0-1	2	4	0	1	9
at Duke	12/7	*	31	2-10	1-4	2-3	0-3-3	4	3	0	1	7
vs. Savannah St.	12/14	*	21	6-7	1-1	2-2	0-2-2	2	0	1	1	15
at Hampton	12/17	*	30	7-10	6-8	0-0	1-3-4	3	1	0	0	20
vs. C. Michigan	12/20	*	24	7-10	3-6	1-2	1-3-4	2	4	0	5	18
vs. Liberty	12/21	*	23	6-11	2-3	0-0	0-1-1	2	0	0	0	14
Auburn	1/2	*	26	1-9	1-4	4-4	0-1-1	4	2	0	2	7
at LSU	1/4	*	24	7-12	3-6	0-0	0-4-4	2	4	0	1	17
at Alabama	1/8	*	26	6-10	3-6	1-1	0-1-1	3	0	0	1	16
Kentucky	1/11	*	33	4-13	0-5	11-12	3-2-5	4	1	0	0	19
at Missouri	1/15	*	34	8-14	2-5	1-2	1-5-6	1	2	2	3	19
at Florida	1/19	*	23	8-10	1-1	1-1	0-0-0	1	1	0	4	18
Texas A&M	1/26	*	33	5-12	0-2	6-6	1-1-2	3	1	0	2	16
Alabama	1/29	*	26	4-10	0-1	3-3	2-2-4	2	1	0	1	11
at Ole Miss	2/1	*	33	4-10	2-3	1-3	1-4-5	1	2	0	1	11
at Georgia	2/5	*	29	5-11	2-4	2-2	1-2-3	3	1	0	2	14

Career Stats at South Carolina

Year	GP	GS	Min	Avg	FG	FGA	Pct	3FG	FGA	Pct	FT	FTA	Pct	Off	Def	Tot	Avg	PF	FO	A	TO	Blk	Stl	Pts	Avg
2012-13	33	30	927	28.1	107	282	.379	22	60	.367	68	111	.613	60	109	169	5.1	64	1	43	82	4	44	304	9.2
2013-14	34	34	1066	31.4	165	335	.493	40	74	.541	157	198	.793	41	149	190	5.6	63	0	118	97	8	62	527	15.5
2014-15	22	22	615	28.0	113	219	.516	42	89	.472	58	69	.841	17	47	64	2.9	34	0	61	39	3	40	326	14.8
Career Totals	89	86	2608	29.3	385	836	.461	104	223	.466	283	378	.749	118	305	423	4.8	161	1	222	218	15	146	1157	13.0

#25

Career Highlights

- 2015 Capital One Academic All-District 4
- 2015 Wooden Awards Midseason Top 20
- 2015 Wade and Dawn Staley Award Watch Lists, Wooden Award Preseason Top 30 and Naismith Trophy Top 50
- 2014 Subway All-Class Team
- 2014 Junkanoo Jam, Lucaya Division All-Tournament No. 4 Player in the Nation, espnW (2014-15)
- 2015 Preseason All-America (AP, Sports Illustrated, ESPN)
- 2015 Preseason SEC Player of the Year (Coaches, Media)
- 2015 Preseason All-SEC (Coaches, Media)
- 2014 WBCA All-America
- 2014 All-America Third Team (AP, Full Court)
- 2014 Wooden Award Final Ballot, Wade Trophy Watch List, Dawn Staley Award Watch List
- 2014 WBCA All-Region 3
- 2014 SEC Player of the Year (Coaches)
- 2014 All-SEC First Team (Coaches, AP)
- 2014 SEC All-Defensive Team
- 2013 SEC All-Freshman Team

	Season	Career	Miscellaneous
Double-Double	0	4	
20+ Points	3	11	
10+ Points	18	64	
5+ Assists	1	8	
5+ Steals	2	7	
Tm-High Pts.	8	28	
Tm-High Assts.	6	23	

Pts25 vs. Georgia, 2/27/14	Career Highs
Rebs11, 5x, last at Arkansas, 1/2/14	
Stls7 vs. NC Central, 12/1/14	
Assts9 at San Diego State, 11/23/13	
Min40 vs. Syracuse, 11/28/14	
FG8, 4x, last at Florida, 1/19/15	
3FG6, 2x, last at Hampton, 12/17/14	
FT13 vs. CSU Northridge, 3/23/14	

Pts21 vs. Syracuse, 11/28	14-15 Season Highs
Rebs8, Syracuse, 11/28	
Stls7 vs. NC Central, 12/1	
Assts5 vs. Clemson, 11/20	
Min40 vs. Syracuse, 11/28	
FG8, 2x, last at Florida, 1/19	
3FG6, 2x, last at Hampton, 12/17	
FT11 vs. Kentucky, 1/11	

Pts25 vs. Georgia, 2/27/14	SEC Career Highs
Rebs11, 5x, last at Arkansas, 1/2/14	
Stls6 at Auburn, 1/12/14	
Assts8, 2x, last vs. Ole Miss, 1/30/14	
Min39 vs. Kentucky, 1/9/14	
FG8, 3x, last at Florida, 1/19/15	
3FG3, 2x, last at LSU, 1/4/15	
FT11 vs. Kentucky, 1/11/15	



TINA ROY

5-11 • Junior • Guard
Kaplan, La. • Kaplan

- Has played in all but one game this season
- Has committed multiple turnovers in a game just five times this season
- Has scored in double figures twice
- Has led the team in assists five times – Southern Cal, Syracuse, Savannah State, Central Michigan, at LSU
- Buried the first of two 3s at #22/21 Georgia (Feb. 5) to help spark 14-2 run that broke open 7-7 tie midway through the first half
- Hit timely 3-pointer against Texas A&M (Jan. 26) to stop Aggie run and push lead double digits midway through second half
- Scored nine of her 11 points at Alabama (Jan. 8) in the second half as Gamecocks keep the pressure on the Crimson Tide ... was perfect 3-of-3 from outside the arc
- Hit a pair of 3s in the first half at LSU (Jan. 4), the first of which helped hold off a Lady Tigers' rally
- Became first Gamecock to hand out double-digit assists in the Dawn Staley era with 10 against Savannah State (Dec. 14) while also rebounding well with seven boards
- Hit three 3s against Charlotte (Dec. 4), including two during the late first-half run that turned a two-point lead into an 18-point halftime advantage
- Averaged 9.5 points in just 17.0 minutes over two games at the Junkanoo Jam (Nov. 27-28)
- Hit four 3s against #22/22 Syracuse (Nov. 28), including two during the key 18-4 run that rallied the Gamecocks for the win, and dished out five assists as well
- Provided steady point guard play off the bench against Southern Cal (Nov. 15), handing out six assists to get the inside game going and hitting 3-of-5 from behind the arc

2014-15 Game-by-Game

Opponent	Date	GS	MIN	FG-A	3FG-A	FT-A	Reb	A	TO	B	S	TP
Southern Cal	11/15	25	3-5	3-5	0-0	0-2-2	6	2	1	3	9	
Clemson	11/20	— DNP (Coach's Decision) —										
San Diego St.	11/23	19	2-7	1-4	0-0	0-3-3	2	1	0	1	5	
vs. Wisconsin	11/27	12	3-6	1-3	0-0	0-4-4	2	1	0	0	7	
vs. Syracuse	11/28	22	4-10	4-9	0-0	2-0-2	5	0	0	0	12	
NC Central	12/1	13	0-1	0-1	0-0	0-2-2	3	1	0	1	0	0
Charlotte	12/4	23	3-5	3-5	0-0	0-1-1	3	1	0	0	9	
at Duke	12/7	7	0-1	0-1	0-0	0-1-1	0	1	0	0	0	0
vs. Savannah St.	12/14	18	0-2	0-2	0-0	0-7-7	10	2	0	0	0	0
at Hampton	12/17	14	0-4	0-3	0-0	0-2-2	1	1	1	0	0	0
vs. C. Michigan	12/20	15	1-3	0-2	0-0	1-1-2	4	1	0	0	2	
vs. Liberty	12/21	14	2-3	1-1	0-0	1-2-3	1	0	0	0	5	
Auburn	1/2	11	1-1	1-1	0-0	0-1-1	2	3	0	0	3	
at LSU	1/4	21	2-6	2-6	0-0	0-1-1	4	3	0	0	6	
at Alabama	1/8	15	4-4	3-3	0-0	0-2-2	1	1	0	0	11	
Kentucky	1/11	10	1-4	0-1	0-0	0-1-1	1	2	0	0	2	
at Missouri	1/15	8	0-4	0-4	0-0	1-0-1	1	1	0	0	0	0
at Florida	1/19	19	2-4	1-3	0-0	0-1-1	3	1	0	0	5	
Texas A&M	1/26	15	2-2	1-1	0-0	0-1-1	2	1	0	0	5	
Alabama	1/29	19	2-5	1-4	0-0	0-1-1	1	1	0	1	5	
at Ole Miss	2/1	7	0-1	0-0	1-2	0-1-1	1	0	0	0	1	
at Georgia	2/5	20	2-5	2-4	0-0	0-2-2	0	1	0	0	6	

Career Stats at South Carolina

Year	GP	GS	Min	Avg	FG	FGA	Pct	3FG	FGA	Pct	FT	FTA	Pct	Off	Def	Tot	Avg	PF	FO	A	TO	Blk	Stl	Pts	Avg	
2011-12	34	0	383	11.3	53	181	.293	32	127	.252	10	22	.455	20	29	49	1.4	20	0	10	15	1	9	148	4.4	
2012-13	— Did Not Play (injury) —																									
2013-14	34	1	553	16.3	44	146	.301	20	86	.233	14	23	.609	13	56	69	2.0	19	0	48	23	9	6	122	3.6	
2014-15	21	0	327	15.6	34	84	.405	24	63	.381	1	2	.500	5	36	41	1.9	16	0	53	25	2	6	93	4.4	
Career Totals	89	1	1263	14.2	131	411	.319	76	276	.275	25	47	.532	38	121	159	1.8	55	0	111	63	12	21	363	4.1	

#23

	Season	Career	Miscellaneous
10+ Points	2	9	
5+ Assists	3	5	
5+ Steals	0	0	
Tm-High Pts.	0	2	
Tm-High Assts.	5	8	

Career Highs	
Pts	15 vs. Presbyterian, 11/27/11
Rebs	8 at Mississippi State, 2/6/14
Stls	3 vs. Southern Cal, 11/15/14
Assts	10 vs. Savannah St., 12/14/14
Min	31 vs. Vanderbilt, 1/5/14
FG	5, 3x, last, vs. Kentucky, 1/9/13
3FG	5 vs. Presbyterian, 11/27/11
FT	4 at Southern Cal, 11/25/13

14-15 Season Highs	
Pts	12 vs. Syracuse, 11/28
Rebs	7 vs. Savannah St., 12/14
Stls	3 vs. Southern Cal, 11/15
Assts	10 vs. Savannah St., 12/14
Min	25 vs. Southern Cal, 11/15
FG	4, 2x, last at Alabama, 1/8
3FG	4 vs. Syracuse, 11/28
FT	1 at Ole Miss, 2/1/15

SEC Career Highs	
Pts	11, 3x, last at Alabama, 1/8/15
Rebs	8 at Mississippi State, 2/6/14
Stls	1, 6x, last vs Alabama, 1/29/15
Assts	4, 2x, last at LSU, 1/4/15
Min	31 vs. Vanderbilt, 1/5/14
FG	5 vs. Kentucky, 1/9/14
3FG	3, 2x, last at Alabama, 1/8/15
FT	3 vs. Georgia, 2/27/14



KHADIJAH SESSIONS

5-8 • Junior • Guard
Myrtle Beach, S.C. • Myrtle Beach

- Has played in every game this season, starting all but the season opener
- Is 24th in the nation in assist-to-turnover ratio with an SEC-best mark of 2.3 ... has seven games with no turnovers this season
- Ranks ninth in SEC in assists (3.0) and 11th in steals (2.0) ... 1.8 steals per SEC game is sixth-best in league
- Has led the team in assists seven times – NC Central, Charlotte, at Hampton, Auburn, at Alabama, at Missouri, at Ole Miss
- Has picked up three or more steals seven times this season
- Set the tone defensively against #12/10 Texas A&M (Jan. 26) with two of her career-high tying four steals coming in the opening three minutes of the game
- Tied career high with three 3s against #10/11 Kentucky (Jan. 11), including one off balance at the end of the shot clock to turn a four-point lead into seven midway through the second half
- Swiped four steals at Alabama (Jan. 8), including back-to-back possessions to spark first-half run the broke open the game
- Matched career high for third time this season with four steals against Savannah State (Dec. 14)
- Swiped one of her three steals late in the comeback at #9/8 Duke and was part of the double-team that generated Olivia Gaines' steal in the last 20 seconds that set up the game-winning play
- Capped the 11-0 comeback run late against #22/22 Syracuse (Nov. 28) with a transition layup
- Tied her career high with four steals against San Diego State (Nov. 23)
- Was solid on both ends of the floor against Clemson (Nov. 20), handing out four assists with no turnovers while pulling down career-high six rebounds
- Hit a clutch 3-pointer to start a 14-0 run that erased a Southern Cal (Nov. 15) lead with seven minutes left and put the game out of reach

#5

	Season	Career	Miscellaneous
10+ Points	0	15	
5+ Assists	3	8	
5+ Steals	0	0	
Tm-High Pts.	0	3	
Tm-High Assts.	7	18	

	Career Highs
Pts	19 vs. Auburn, 2/3/13
Rebs	6 vs. Clemson, 11/20/14
Stls	4, 7x, last vs. Texas A&M, 1/26/15
Assts	8 vs. NC Central, 12/1/14
Min	37 at Southern Cal, 11/25/13
FG	6, 2x, last, vs. Seton Hall, 11/17/13
3FG	3, 3x, last vs. Kentucky, 1/11/15
FT	8 vs. Auburn, 2/3/13

	14-15 Season Highs
Pts	12 vs. Kentucky, 1/11
Rebs	6 vs. Clemson, 11/20
Stls	4, 5x, last vs. Texas A&M, 1/26
Assts	8 vs. NC Central, 12/1
Min	34 at Duke, 12/7
FG	4 vs. Kentucky, 1/11
3FG	3 vs. Kentucky, 1/11
FT	4 vs. Charlotte, 12/4

	SEC Career Highs
Pts	19 vs. Auburn, 2/3/13
Rebs	5, 3x, last at Missouri, 1/15/15
Stls	4, 4x, last vs. Texas A&M, 1/26/15
Assts	6 vs. Missouri, 2/2/14
Min	35 at Missouri, 2/28/13
FG	6 at Missouri, 2/28/13
3FG	3, 3x, last vs. Kentucky, 1/11/15
FT	8 vs. Auburn, 2/3/13

2014-15 Game-by-Game

Opponent	Date	GS	MIN	FG-A	3FG-A	FT-A	Reb	A	TO	B	S	TP
Southern Cal	11/15		19	2-5	2-3	0-0	1-1-2	2	1	1	1	6
Clemson	11/20	*	18	2-3	1-1	2-3	1-5-6	4	0	0	1	7
San Diego St.	11/23	*	14	2-5	0-2	2-3	0-0-0	3	0	0	4	6
vs. Wisconsin	11/27	*	21	1-5	0-1	0-0	0-4-4	2	0	0	2	2
vs. Syracuse	11/28	*	22	2-8	1-5	0-1	0-1-1	3	0	1	1	5
NC Central	12/1	*	19	2-2	0-0	0-0	1-3-4	8	1	0	4	4
Charlotte	12/4	*	32	1-4	0-2	4-6	1-1-2	4	2	0	2	6
at Duke	12/7	*	34	0-3	0-2	0-0	1-1-2	2	2	0	3	0
vs. Savannah St.	12/14	*	16	1-5	0-1	2-3	2-0-2	4	1	0	4	4
at Hampton	12/17	*	24	1-3	0-1	0-0	1-2-3	5	0	0	0	2
vs. C. Michigan	12/20	*	21	1-3	0-2	0-0	1-1-2	3	4	0	2	2
vs. Liberty	12/21	*	18	0-3	0-2	0-0	0-1-1	1	1	0	2	0
Auburn	1/2	*	23	1-2	0-1	1-1	0-3-3	4	4	0	2	3
at LSU	1/4	*	13	0-1	0-1	0-0	1-2-3	0	1	0	1	0
at Alabama	1/8	*	18	1-3	0-1	0-0	1-0-1	5	0	0	4	2
Kentucky	1/11	*	29	4-9	3-6	1-4	0-5-5	2	4	0	1	12
at Missouri	1/15	*	24	3-7	1-4	0-1	1-4-5	2	0	0	1	7
at Florida	1/19	*	13	0-0	0-0	0-0	1-2-3	2	1	0	0	0
Texas A&M	1/26	*	24	1-2	0-0	2-2	0-2-2	2	2	1	4	4
Alabama	1/29	*	21	3-6	0-2	1-2	1-3-4	4	3	0	3	7
at Ole Miss	2/1	*	31	3-5	0-1	1-3	1-1-2	3	1	0	2	7
at Georgia	2/5	*	22	0-1	0-0	1-4	0-3-3	2	1	0	0	1

Career Stats at South Carolina

Year	GP	GS	Min	Avg	FG	FGA	Pct	3FG	FGA	Pct	FT	FTA	Pct	Off	Def	Tot	Avg	PF	FO	A	TO	Blk	Stl	Pts	Avg
2012-13	33	3	570	17.3	53	151	.351	13	54	.241	72	109	.661	22	24	46	1.4	43	0	36	49	3	21	191	5.8
2013-14	29	26	761	26.2	58	159	.365	18	59	.305	74	109	.679	9	38	47	1.6	60	0	77	45	1	28	208	7.2
2014-15	22	21	476	21.6	31	85	.365	8	38	.211	17	33	.515	15	45	60	2.7	29	0	67	29	3	44	87	4.0
Career Totals	84	50	1807	21.5	142	395	.359	39	151	.258	163	245	.665	46	107	153	1.8	132	0	180	123	7	93	486	5.8



ALEIGHSA WELCH

6-0 • Senior • Forward
Goose Creek, S.C. • Goose Creek

- Voted team captain for third time in her career
- Has started every game this season, not missing a start since Nov. 10, 2013, against Louisiana Tech (54 games)
- Stands 16th in program history in total points with 1,312, trailing Beth Hunt in 15th (1,340)
- Is seventh in school history with 844 total rebounds and is second in career offensive rebounds (399) with an eye on Marsha Williams' (1990-93) record (427)
- Is among SEC's top-20 rebounders overall, ranking 12th with 6.7 per SEC game as well
- Has scored in double figures 11 times and grabbed double-digit rebounds three times
- Owned the glass at #22/21 Georgia (Feb. 23) with season-high 14 boards, including career-high nine offensive
- Scored three of the last six points in the first half against #12/10 Texas A&M and recorded one of her two blocks to stop a 2-on-1 break early in the second half
- Tied for team-high honors with four assists at Florida (Jan. 19)
- Posted 10 of her 14 rebounds at Missouri (Jan. 15) in the first half as offense struggled, adding great defense and two free throws late to help seal the win
- Grabbed nine of her 11 rebounds against #10/11 Kentucky (Jan. 11) in the second half, including five in the final 10 minute, four of which came on the offensive end
- Posted her ninth career perfect shooting game with 12 points (6-of-6) against Auburn (Jan. 2), adding six rebounds in just 19 minutes of action
- Was efficient in first half against Liberty (Dec. 21), posting nine of her 15 points and all three of her assists in just 15 minutes of opening-period action
- Played most productive all-around game of season against Charlotte (Dec. 4), narrowly missing double-double by one rebound, grabbing seven of her nine boards on the offensive end, swatting away two shots and handing out three assists
- Scored nine of her 11 points against #22/22 Syracuse (Nov. 28) in the first half to keep the Orange within striking distance ... blocked a shot late in the game to hold off the Orange and become just the 10th Gamecock to record at least 100 career blocks
- Was efficient against Clemson (Nov. 20) with 17 points and three assists in 24 minutes
- Finished with 10 points against Southern Cal (Nov. 15) despite foul trouble and swatted three of her four blocked shots in the game's first four minutes

#24

Career Highlights

- 2015 Wade Watch List
- 2015 Wooden Award Preseason Top 30
- 2015 Naismith Trophy Top 50 Watch List
- No. 7 Player in the Nation, espnW (2014-15)
- 2015 Preseason All-America Second Team (ESPN)
- 2015 Preseason All-SEC First Team (Coaches, Media)
- 2014 All-America Honorable Mention (AP, WBCA)
- 2014 All-SEC First Team (Coaches)
- 2014 All-SEC Second Team (AP)
- 2014 WBCA All-Region 3
- 2013-14 CoSIDA Academic All-District 4
- 2013 All-SEC Second Team (Coaches)
- 2012 SEC All-Freshman Team

	Season	Career	Miscellaneous
Double-Double	0	19	
20+ Points	0	5	
10+ Points	11	72	
10+ Rebounds	3	25	
5+ Blocks	0	2	
5+ Assists	0	1	
Tm-High Pts.	1	26	
Tm-High Rebs.	3	42	
Tm-High Assts.	1	11	

Career Highlights	
Pts	23 vs. N. Carolina 12/18/13
Rebs	17 vs. C. of Charleston, 11/14/13
Blks	5, 2x, last at Kentucky, 2/20/14
Stls	3, 4x, last at Charlotte, 12/8/13
Assts	5 vs. Savannah St., 12/28/13
Min	43 at Texas A&M, 1/16/14
FG	10 at Kentucky, 2/20/14
FT	10 at Xavier, 11/30/11

14-15 Season Highs	
Pts	17 vs. Clemson, 11/20
Rebs	14, 2x, last at Georgia, 2/5
Blks	4 vs. Southern Cal, 11/15
Stls	1, 7x, last vs. Kentucky, 1/11
Assts	4, 2x, last at Florida, 1/19
Min	36, 3x, last vs. Kentucky, 1/11
FG	8 vs. Clemson, 11/20
FT	3 vs. Liberty, 12/21

SEC Career Highs	
Pts	21 at Kentucky, 2/20/14
Rebs	16 at Texas A&M, 1/16/14
Blks	5, 2x, last at Kentucky, 2/20/14
Stls	3 vs. Florida, 3/3/13
Assts	4, 3x, last at Florida, 1/19/15
Min	43 at Texas A&M, 1/16/14
FG	10 at Kentucky, 2/20/14
FT	8, 2x, last at Miss. St., 2/6/14

2014-15 Game-by-Game

Opponent	Date	GS	MIN	FG-A	3FG-A	FT-A	Reb	A	TO	B	S	TP
Southern Cal	11/15	*	27	4-5	0-0	2-4	3-4-7	0	3	4	1	10
Clemson	11/20	*	24	8-11	0-0	1-3	2-1-3	3	0	1	1	17
San Diego St.	11/23	*	17	3-6	0-0	0-0	3-0-3	3	0	0	0	6
vs. Wisconsin	11/27	*	20	2-6	0-0	0-0	2-1-3	2	1	2	1	4
vs. Syracuse	11/28	*	36	5-9	0-0	1-2	2-3-5	3	1	1	0	11
NC Central	12/1	*	24	5-7	0-0	1-1	1-3-4	2	2	1	1	11
Charlotte	12/4	*	22	4-7	0-0	2-2	7-2-9	3	1	2	0	10
at Duke	12/7	*	36	4-11	0-0	0-0	2-6-8	1	2	2	1	8
vs. Savannah St.	12/14	*	20	5-7	0-0	1-4	4-4-8	0	3	0	1	11
at Hampton	12/17	*	24	1-4	0-0	2-4	3-2-5	4	1	0	0	4
vs. C. Michigan	12/20	*	26	6-10	0-1	0-2	2-1-3	2	2	0	0	12
vs. Liberty	12/21	*	21	6-8	0-0	3-4	2-2-4	3	2	1	0	15
Auburn	1/2	*	19	6-6	0-0	0-1	3-3-6	0	2	1	0	12
at LSU	1/4	*	21	3-4	0-0	0-2	1-4-5	1	0	1	0	6
at Alabama	1/8	*	22	5-6	0-0	0-0	0-2-2	1	0	1	0	10
Kentucky	1/11	*	36	4-9	0-0	1-2	4-7-11	2	4	3	1	9
at Missouri	1/15	*	34	3-10	0-0	2-4	4-10-14	1	2	1	0	8
at Florida	1/19	*	21	3-4	0-0	0-0	0-2-2	4	2	1	0	6
Texas A&M	1/26	*	24	5-9	0-0	2-4	1-6-7	0	1	2	0	12
Alabama	1/29	*	21	4-5	0-0	0-1	1-0-1	1	4	0	1	8
at Ole Miss	2/1	*	32	2-4	0-0	2-8	1-4-5	2	0	2	0	6
at Georgia	2/5	*	22	1-7	0-0	0-1	9-5-14	2	0	3	0	2

Career Stats at South Carolina

Year	GP	GS	Min	Avg	FG	FGA	Pct	3FG	FGA	Pct	FT	FIA	Pct	Off	Def	Tot	Avg	PF	FO	A	TO	Blk	Stl	Pts	Avg
2011-12	33	2	694	21.0	98	167	.587	0	1	.000	56	98	.571	104	96	200	6.1	41	0	18	40	22	19	252	7.6
2012-13	33	33	981	29.7	134	224	.598	1	1	1.000	126	178	.708	131	124	255	7.7	56	0	34	53	23	26	395	12.0
2013-14	34	33	1037	30.5	175	305	.574	1	1	1.000	116	194	.598	107	153	260	7.6	61	0	67	64	47	29	467	13.7
2014-15	22	22	549	25.0	89	155	.574	0	1	.000	20	49	.408	57	72	129	5.9	39	2	40	33	29	8	198	9.0
Career Totals	122	90	3261	26.7	496	851	.583	2	4	.500	318	519	.613	399	445	844	6.9	197	2	159	190	121	82	1312	10.8



JATARIE WHITE

6-4 • Freshman • Forward
Charlotte, N.C. • Providence Day

- Has played in 10 games, missing nine (Dec. 4 - Jan. 8) with a foot injury and three due to illness (Jan. 26 - Feb. 1)
- Has scored in double figures two times
- Was outstanding in return from three-game absence due to illness with a career-high seven rebounds at #22/21 Georgia, including four to go with her four points in the first half as Gamecocks established a lead
- Made her SEC debut with three offensive rebounds in just five minutes against #10/11 Kentucky (Jan. 11)
- Netted 10 points in just 15 minutes against Wisconsin (Nov. 27)
- Scored double digits for first time her career with 11 points in 17 minutes against Clemson (Nov. 20)
- Made her collegiate debut against Southern Cal (Nov. 15), grabbing two rebounds in three minutes of action.

#40

Career Highlights

No. 7 recruit in 2014 class (espnW)
2014 High School All-America (WBCA, McDonald's)

	Season	Career	Miscellaneous
Double-Double	0	0	
10+ Points	2	2	
5+ Assists	0	0	
5+ Steals	0	0	
Tm-High Pts.	0	0	
Tm-High Assts.	0	0	

	Career Highs
Pts	11 vs. Clemson, 11/20/14
Rebs	6 vs. San Diego State, 11/23/14
Blks	2 at Georgia, 2/5/15
Stls	1, 3x, last vs. Wisconsin, 11/27/14
Assts	2 vs. Wisconsin, 11/27/14
Min	22 vs. San Diego State, 11/23/14
FG	5 vs. Clemson, 11/20/14
FT	2 vs. Wisconsin, 11/27/14

	SEC Highs
Pts	5 at Georgia, 2/5/15
Rebs	7 at Georgia, 2/5/15
Blks	2 at Georgia, 2/5/15
Stls	
Assts	
Min	21 at Georgia, 2/5/15
FG	2 at Georgia, 2/5/15
FT	1, 2x, last at Georgia, 2/5/15

2014-15 Game-by-Game

Opponent	Date	GS	MIN	FG-A	3FG-A	FT-A	Reb	A	TO	B	S	TP
Southern Cal	11/15		3	0-0	0-0	0-0	0-2-2	1	0	0	0	0
Clemson	11/20		17	5-12	0-0	1-1	3-2-5	0	0	0	1	11
San Diego St.	11/23		22	3-5	0-0	0-0	1-5-6	0	0	0	1	6
vs. Wisconsin	11/27		15	4-7	0-0	2-3	1-2-3	2	0	0	1	10
vs. Syracuse	11/28		8	0-2	0-0	0-0	0-0-0	0	0	0	0	0
NC Central	12/1		7	1-1	0-0	0-0	0-1-1	0	2	0	0	2
Charlotte	12/4						— DNP (Injury) —					
at Duke	12/7						— DNP (Injury) —					
vs. Savannah St.	12/14						— DNP (Injury) —					
at Hampton	12/17						— DNP (Injury) —					
vs. C. Michigan	12/20						— DNP (Injury) —					
vs. Liberty	12/21						— DNP (Injury) —					
Auburn	1/2						— DNP (Injury) —					
at LSU	1/4						— DNP (Injury) —					
at Alabama	1/8						— DNP (Injury) —					
Kentucky	1/11		5	0-1	0-0	0-0	3-0-3	0	1	1	0	0
at Missouri	1/15		5	0-0	0-0	0-0	1-1-2	0	1	0	0	0
at Florida	1/19		15	1-3	0-0	1-4	2-1-3	0	3	0	0	3
Texas A&M	1/26						— DNP (Illness) —					
Alabama	1/29						— DNP (Illness) —					
at Ole Miss	2/1						— DNP (Illness) —					
at Georgia	2/5		21	2-4	0-0	1-2	0-7-7	0	2	2	0	5

Career Stats at South Carolina

Year	GP	GS	Min	Avg	FG	FGA	Pct	3FG	FGA	Pct	FT	FTA	Pct	Off	Def	Tot	Avg	PF	FO	A	TO	Blk	Stl	Pts	Avg
2014-15	10	0	118	11.8	16	35	.457	0	0	—	5	10	.500	11	21	32	3.2	11	0	3	9	3	3	37	3.7



A'JA WILSON

6-5 • Freshman • Guard
Hopkins, S.C. • Heathwood Hall

- Has played in every game with one start (Southern Cal)
- Averages 7.5 rebounds per SEC game to rank eighth in the league ... in all games, ranks ninth in the league in rebounding and 11th in scoring – only freshman among league's top 20 in both categories
- Has recorded four double-doubles
- Has scored in double figures a team-high 18 times with two 20-point games
- Has led the team in scoring a team-high 10 times – Clemson, vs. Wisconsin, NC Central, Charlotte, Savannah State, vs. Liberty, Auburn, at LSU, Texas A&M, Alabama
- Has been team's top rebounder six times – San Diego State, vs. Syracuse, NC Central, vs. Liberty, at LSU, at Alabama
- Picked up fourth SEC Freshman of the Week award after averaging 15.3 points and 6.7 rebounds in wins over Texas A&M, Alabama and Ole Miss
- Grabbed six of her nine rebounds against #12/10 Texas A&M in the second half after helping build first-half lead with 11 of her team-high 18 points
- Posted 10 of her 16 points at Florida (Jan. 19) in the first half, including six during a 14-2 first-half run that broke open the game
- Scored half of team's points in 6-0 run to close first half at LSU (Jan. 4) and added 12 in second half to prevent any Lady Tiger comeback
- Recorded a double-double in Gamecocks' final game of the month for the second time with 17 points and 10 boards against Liberty (Dec. 21) with 11 of those points coming in the second half
- Scored six points during Gamecocks' 12-2 first-half run against Central Michigan (Dec. 20) that turned a five-point lead into a 15-point advantage
- Poured in career-high 23 points against Savannah State on best shooting night of the season (8-of-10)
- Earned SEC and USBWA National Freshman of the Week honors after leading Gamecocks to three wins (Dec. 1-7)
- Capped the team's comeback from four points down in the final 42 seconds at #9/8 Duke with a game-winning putback with two seconds left ... three of her four made field goals gave team the lead at different points of the second half
- Earned SEC Freshman of the Week (Nov. 24-30) and Junkanoo Jam Lucaya Division MVP honors after averaging 13.0 points and a team-high 8.0 rebounds over the two games at the event
- Recorded first career double-double against No. 22/22 Syracuse (Nov. 28), including critical play in final two minutes after Gamecocks had taken a narrow lead, recording a blocked shot, a putback and a steal

2014-15 Game-by-Game

Opponent	Date	GS	MIN	FG-A	3FG-A	FT-A	Reb	A	TO	B	S	TP
Southern Cal	11/15	*	16	2-7	0-0	0-2	1-4-5	1	3	1	1	4
Clemson	11/20		20	6-8	0-0	6-7	2-3-5	0	2	1	0	18
San Diego St.	11/23		18	5-9	0-0	5-6	3-6-9	3	0	1	3	15
vs. Wisconsin	11/27		21	4-7	0-0	3-5	1-5-6	1	1	2	3	11
vs. Syracuse	11/28		26	5-13	0-0	5-9	4-6-10	0	1	1	2	15
NC Central	12/1		17	4-12	0-0	8-9	5-3-8	1	1	0	2	16
Charlotte	12/4		25	8-12	0-0	1-3	0-3-3	1	2	3	3	17
at Duke	12/7		26	4-8	0-0	2-5	2-3-5	0	3	1	1	10
vs. Savannah St.	12/14		21	8-10	0-0	7-10	2-4-6	1	1	2	1	23
at Hampton	12/17		17	5-9	0-0	2-2	2-4-6	1	2	1	1	12
vs. C. Michigan	12/20		20	6-9	0-0	0-0	0-5-5	0	1	1	3	12
vs. Liberty	12/21		22	6-11	0-0	5-10	3-7-10	1	0	3	1	17
Auburn	1/2		27	6-17	0-0	0-1	2-8-10	1	1	2	0	12
at LSU	1/4		26	7-11	0-0	7-9	3-10-13	2	5	3	1	21
at Alabama	1/8		19	3-7	0-0	5-7	0-5-5	3	4	3	1	11
Kentucky	1/11		28	3-13	0-0	2-4	4-5-9	1	0	3	0	8
at Missouri	1/15		12	1-3	0-0	1-4	1-3-4	0	1	0	0	3
at Florida	1/19		21	7-11	0-0	2-2	2-7-9	0	1	1	1	16
Texas A&M	1/26		25	6-10	0-0	6-8	1-8-9	1	4	2	1	18
Alabama	1/29		17	7-9	0-0	3-8	3-2-5	3	1	1	0	17
at Ole Miss	2/1		21	4-12	0-0	3-4	4-2-6	1	1	1	2	11
at Georgia	2/5		9	1-2	0-0	2-4	2-3-5	0	6	2	0	4

Career Stats at South Carolina

Year	GP	GS	Min	Avg	FG	FGA	Pct	3FG	FGA	Pct	FT	FTA	Pct	Off	Def	Tot	Avg	PF	FO	A	TO	Blk	Stl	Pts	Avg
2014-15	22	1	454	20.6	108	210	.514	0	0	—	75	119	.630	47	106	153	6.9	46	1	22	41	35	27	291	13.2

#22

Career Highlights

2015 Wooden Award Midseason Top 20 and Naismith Trophy Top 50 Watch List
 2014 Subway All-Classic Team
 2014 Junkanoo Jam, Lucaya Division MVP
 USBWA National Freshman of the Week (Dec. 1-7
 4-Time SEC Freshman of the Week (Nov. 24-30;
 Dec. 1-7; Dec. 29-Jan. 4; Jan. 26-Feb. 1)
 2014 National High School Player of the Year (WBCA, Naismith, Parade)
 No. 1 recruit in 2014 class (espnW)
 2014 McDonald's All-America
 2014 FIBA Americas U18 Championship MVP
 2014 FIBA Americas U18 Championship (gold)
 2013 FIBA U19 World Championship (gold)

	Season	Career	Miscellaneous
Double-Double	4	4	
20+ Points	2	2	
10+ Points	18	18	
10+ Rebs	4	4	
5+ Steals	0	0	
Tm-High Pts.	10	10	
Tm-High Rebs.	6	6	

Pts 23 vs. Savannah St., 12/14/14	Career Highs
Rebs 13 at LSU, 1/4/15	
Blks 3, 5x, last vs. Kentucky, 1/11/15	
Stls 3, 4x, last vs. C. Michigan, 12/20/14	
Assts 3, 3x, last vs. Alabama, 1/29/15	
Min 28 vs. Kentucky, 1/11/15	
FG 8, 2x, last vs. Sav. St., 12/14/14	
FT 8 vs. NC Central, 12/1/14	

Pts 21 at LSU, 1/4/15	SEC Career Highs
Rebs 13 at LSU, 1/4/15	
Blks 3, 3x, last vs. Kentucky, 1/11/15	
Stls 2 at Ole Miss, 2/1/15	
Assts 3, 2x, last vs. Alabama, 1/29/15	
Min 28 vs. Kentucky, 1/11/15	
FG 7, 2x, last at Florida, 1/19/15	
FT 7 at LSU, 1/4/15	



Official Basketball Box Score - Game Totals - Final Statistics
Southern Cal vs #2 South Carolina
11/15/14 7 p.m. at Columbia, S.C./Colonial Life Arena



Southern Cal 61 • 0-1

Box score table for Southern Cal vs South Carolina. Columns include Player, Total FG-FGA, 3-Ptr FG-FGA, FT-FTA, Rebounds (Off Def Tot), PF, TP, A TO Blk Stl, and Min. Totals: 21-63, 3-10, 16-20, 15 19 34, 23 61, 9 15 2 10, 200.

FG % 1st Half: 9-37 24.3% 2nd half: 12-26 46.2% Game: 21-63 33.3% Deaddball Rebounds 0
3FG % 1st Half: 2-8 25.0% 2nd half: 1-2 50.0% Game: 3-10 30.0%
FT % 1st Half: 4-4 100.0 2nd half: 12-16 75.0% Game: 16-20 80.0%

#2 South Carolina 70 • 1-0

Box score table for #2 South Carolina vs Southern Cal. Columns include Player, Total FG-FGA, 3-Ptr FG-FGA, FT-FTA, Rebounds (Off Def Tot), PF, TP, A TO Blk Stl, and Min. Totals: 23-50, 5-15, 19-27, 12 31 43, 18 70, 15 19 10 9, 200.

FG % 1st Half: 9-25 36.0% 2nd half: 14-25 56.0% Game: 23-50 46.0% Deaddball Rebounds 4
3FG % 1st Half: 1-5 20.0% 2nd half: 4-10 40.0% Game: 5-15 33.3%
FT % 1st Half: 8-13 61.5% 2nd half: 11-14 78.6% Game: 19-27 70.4%

Officials: Lisa Mattingly, Jesse Dickerson, Bruce Morris
Technical fouls: Southern Cal-None. #2 South Carolina-None.
Attendance: 10057

Score by periods table with columns for 1st, 2nd, and Total. Southern Cal: 24, 37, 61. #2 South Carolina: 27, 43, 70.

Points in Paint, Off T/O Chance Break, Bench table. Southern Cal: 36, 22, 10, 8, 25. SC: 32, 16, 14, 4, 15.

Last FG - USC 2nd-02:14, SC 2nd-02:35. Largest lead - USC by 5 1st-17:02, SC by 13 2nd-02:35. Score tied - 6 times. Lead changed - 7 times.



Official Basketball Box Score - Game Totals - Final Statistics
Clemson vs #2/3 South Carolina
11/20/14 7 p.m. at Columbia, S.C./Colonial Life Arena



Clemson 41 • 2-1

Box score table for Clemson vs #2/3 South Carolina. Columns include Player, Total FG-FGA, 3-Ptr FG-FGA, FT-FTA, Rebounds (Off Def Tot), PF, TP, A TO Blk Stl, and Min. Totals: 17-53, 4-17, 3-6, 11 17 28, 19 41, 8 18 8 4, 200.

FG % 1st Half: 9-25 36.0% 2nd half: 8-28 28.6% Game: 17-53 32.1% Deaddball Rebounds 1
3FG % 1st Half: 2-8 25.0% 2nd half: 2-9 22.2% Game: 4-17 23.5%
FT % 1st Half: 1-2 50.0% 2nd half: 2-4 50.0% Game: 3-6 50.0%

#2/3 South Carolina 99 • 2-0

Box score table for #2/3 South Carolina vs Clemson. Columns include Player, Total FG-FGA, 3-Ptr FG-FGA, FT-FTA, Rebounds (Off Def Tot), PF, TP, A TO Blk Stl, and Min. Totals: 38-72, 8-15, 15-22, 23 27 50, 7 99, 25 7 6 9, 200.

FG % 1st Half: 18-35 51.4% 2nd half: 20-37 54.1% Game: 38-72 52.8% Deaddball Rebounds 1
3FG % 1st Half: 4-8 50.0% 2nd half: 4-7 57.1% Game: 8-15 53.3%
FT % 1st Half: 5-9 55.6% 2nd half: 10-13 76.9% Game: 15-22 68.2%

Officials: Beverly Roberts, Denise Brooks, Maj Forsberg
Technical fouls: Clemson-None. #2/3 South Carolina-None.
Attendance: 11012

Score by periods table with columns for 1st, 2nd, and Total. Clemson: 21, 20, 41. #2/3 South Carolina: 45, 54, 99.

Points in Paint, Off T/O Chance Break, Bench table. Clemson: 16, 9, 7, 2, 14. CU: 46, 23, 31, 8, 45.

Last FG - CU 2nd-00:33, SC 2nd-01:02. Largest lead - CU by 4 1st-17:36, SC by 60 2nd-01:43. Score tied - 1 time. Lead changed - 1 time.



Official Basketball Box Score - Game Totals - Final Statistics
San Diego State vs #2/3 South Carolina
11/23/14 2 p.m. at Columbia, S.C./Colonial Life Arena



San Diego State 38 • 1-3

Box score table for San Diego State vs #2/3 South Carolina. Columns include Player, Total FG-FGA, 3-Ptr FG-FGA, FT-FTA, Rebounds (Off Def Tot), PF, TP, A TO Blk Stl, and Min. Totals: 14-49, 6-14, 4-8, 11 22 33, 19 38, 8 29 2 7, 200.

FG % 1st Half: 5-19 26.3% 2nd half: 9-30 30.0% Game: 14-49 28.6% Deaddball Rebounds 2,1
3FG % 1st Half: 2-4 50.0% 2nd half: 4-10 40.0% Game: 6-14 42.9%
FT % 1st Half: 4-8 50.0% 2nd half: 0-0 0.0% Game: 4-8 50.0%

#2/3 South Carolina 89 • 3-0

Box score table for #2/3 South Carolina vs San Diego State. Columns include Player, Total FG-FGA, 3-Ptr FG-FGA, FT-FTA, Rebounds (Off Def Tot), PF, TP, A TO Blk Stl, and Min. Totals: 33-65, 9-19, 14-20, 14 26 40, 7 89, 25 10 1 18, 200.

FG % 1st Half: 18-35 51.4% 2nd half: 15-30 50.0% Game: 33-65 50.8% Deaddball Rebounds 1
3FG % 1st Half: 4-10 40.0% 2nd half: 5-9 55.6% Game: 9-19 47.4%
FT % 1st Half: 11-13 84.6% 2nd half: 3-7 42.9% Game: 14-20 70.0%

Officials: Dee Kantner, Angel Stanton, Meadow Overstreet
Technical fouls: San Diego State-None. #2/3 South Carolina-None.
Attendance: 10301

Score by periods table with columns for 1st, 2nd, and Total. San Diego State: 16, 22, 38. #2/3 South Carolina: 51, 38, 89.

Points in Paint, Off T/O Chance Break, Bench table. San Diego State: 8, 2, 9, 2, 21. SDSU: 40, 31, 15, 24, 53.

Last FG - SDSU 2nd-01:23, SC 2nd-04:19. Largest lead - SDSU by 1 1st-15:56, SC by 55 2nd-07:40. Score tied - 1 time. Lead changed - 2 times.



Official Basketball Box Score - Game Totals - Final Statistics
Wisconsin vs #1/2 South Carolina
11/27/14 4:15 p.m. at Freeport Grand Bahamas



Wisconsin 44 • 1-3

Box score table for Wisconsin vs #1/2 South Carolina. Columns include Player, Total FG-FGA, 3-Ptr FG-FGA, FT-FTA, Rebounds (Off Def Tot), PF, TP, A TO Blk Stl, and Min. Totals: 13-46, 4-11, 14-22, 8 26 34, 16 44, 10 19 1 1, 200.

FG % 1st Half: 6-20 30.0% 2nd half: 7-26 26.9% Game: 13-46 28.3% Deaddball Rebounds 5,1
3FG % 1st Half: 3-7 42.9% 2nd half: 1-4 25.0% Game: 4-11 36.4%
FT % 1st Half: 3-4 75.0% 2nd half: 11-18 61.1% Game: 14-22 63.6%

#1/2 South Carolina 67 • 4-0

Box score table for #1/2 South Carolina vs Wisconsin. Columns include Player, Total FG-FGA, 3-Ptr FG-FGA, FT-FTA, Rebounds (Off Def Tot), PF, TP, A TO Blk Stl, and Min. Totals: 28-64, 3-12, 8-14, 13 28 41, 16 67, 20 10 7 12, 200.

FG % 1st Half: 13-35 37.1% 2nd half: 15-29 51.7% Game: 28-64 43.8% Deaddball Rebounds 2
3FG % 1st Half: 2-7 28.6% 2nd half: 1-5 20.0% Game: 3-12 25.0%
FT % 1st Half: 3-6 50.0% 2nd half: 5-8 62.5% Game: 8-14 57.1%

Officials: Wesley Dean, Joanne Aldrich, D'Lynn Schertz
Technical fouls: Wisconsin-None. #1/2 South Carolina-None.
Attendance: 167

Score by periods table with columns for 1st, 2nd, and Total. Wisconsin: 18, 26, 44. #1/2 South Carolina: 31, 36, 67.

Points in Paint, Off T/O Chance Break, Bench table. Wisconsin: 10, 11, 0, 4, 7. SC: 32, 16, 10, 4, 39.

Last FG - WIS 2nd-00:26, SC 2nd-01:20. Largest lead - WIS by 3 1st-19:40, SC by 28 2nd-09:21. Score tied - 4 times. Lead changed - 3 times.



Official Basketball Box Score - Game Totals - Final Statistics
Savannah State vs #1/1 South Carolina
12/14/14 12 p.m. at Columbia, S.C. / Colonial Life Arena



Savannah State 49 • 4-3

Table with columns for Player, FG, 3-Ptr, Rebounds, PF, TP, A, TO, Blk, Stl, Min. Includes player stats for DAVIS, Tiyonda, DORSEY, Briya, HENDRIX, Kenyata, etc.

FG % 1st Half: 10-28 35.7% 2nd half: 11-31 35.5% Game: 21-59 35.6%
3FG % 1st Half: 1-7 14.3% 2nd half: 0-7 0.0% Game: 1-14 7.1%
FT % 1st Half: 1-2 50.0% 2nd half: 5-9 55.6% Game: 6-11 54.5%

#1/1 South Carolina 111 • 9-0

Table with columns for Player, FG, 3-Ptr, Rebounds, PF, TP, A, TO, Blk, Stl, Min. Includes player stats for WELCH, Aleighsa, DOZIER, Asia, IBIAM, Elem, etc.

FG % 1st Half: 22-31 71.0% 2nd half: 16-34 47.1% Game: 38-65 58.5%
3FG % 1st Half: 1-3 33.3% 2nd half: 0-5 0.0% Game: 1-8 12.5%
FT % 1st Half: 15-23 65.2% 2nd half: 19-24 79.2% Game: 34-47 72.3%

Officials: Bob Trammell, Jennifer Rezac, Angelica Suffren
Technical fouls: Savannah State-None. #1/1 South Carolina-None.
Attendance: 9605

Score by periods table showing 1st, 2nd, and Total scores for Savannah State and #1/1 South Carolina.

Last FG - SSU 2nd-00:34, SC 2nd-03:04. Largest lead - SSU by 2 1st-19:24, SC by 64 2nd-00:52. Score tied - 2 times. Lead changed - 3 times.



Official Basketball Box Score - Game Totals - Final Statistics
#1/1 South Carolina vs Hampton
12/17/14 7:00 pm at Hampton, Va. (HU Convocation Center)



#1/1 South Carolina 69 • 10-0

Table with columns for Player, FG, 3-Ptr, Rebounds, PF, TP, A, TO, Blk, Stl, Min. Includes player stats for WELCH, Aleighsa, DOZIER, Asia, IBIAM, Elem, etc.

FG % 1st Half: 13-33 39.4% 2nd half: 12-22 54.5% Game: 25-55 45.5%
3FG % 1st Half: 5-12 41.7% 2nd half: 4-7 57.1% Game: 9-19 47.4%
FT % 1st Half: 6-8 75.0% 2nd half: 4-8 50.0% Game: 10-16 62.5%

Hampton 49 • 3-6

Table with columns for Player, FG, 3-Ptr, Rebounds, PF, TP, A, TO, Blk, Stl, Min. Includes player stats for HOBGOOD, Tyler, TATE-DeFREITAS, Malia, COLE, Kenia, etc.

FG % 1st Half: 9-26 34.6% 2nd half: 9-26 34.6% Game: 18-52 34.6%
3FG % 1st Half: 4-9 44.4% 2nd half: 1-8 12.5% Game: 5-17 29.4%
FT % 1st Half: 3-4 75.0% 2nd half: 5-9 55.6% Game: 8-13 61.5%

Officials: Norma Jones, Rachele Jones, Erika Herriman
Technical fouls: #1/1 South Carolina-None. Hampton-None.
Attendance: 4000

Score by periods table showing 1st, 2nd, and Total scores for #1/1 South Carolina and Hampton.

Last FG - SC 2nd-00:23, HU 2nd-00:52. Largest lead - SC by 27 2nd-03:58, HU by 1 1st-19:08. Score tied - 2 times. Lead changed - 4 times.



Official Basketball Box Score - Game Totals - Final Statistics
Central Michigan vs #1/1 South Carolina
12/20/14 12:00 PM at Williams Arena (Minneapolis, Minn.)



Central Michigan 45 • 4-4

Table with columns for Player, FG, 3-Ptr, Rebounds, PF, TP, A, TO, Blk, Stl, Min. Includes player stats for Bradford, Crystal, Bracey, Jas'Mine, Green, Jessica, etc.

FG % 1st Half: 10-36 27.8% 2nd half: 8-23 34.8% Game: 18-59 30.5%
3FG % 1st Half: 0-6 0.0% 2nd half: 2-6 33.3% Game: 2-12 16.7%
FT % 1st Half: 4-4 100.0% 2nd half: 3-5 60.0% Game: 7-9 77.8%

#1/1 South Carolina 80 • 11-0

Table with columns for Player, FG, 3-Ptr, Rebounds, PF, TP, A, TO, Blk, Stl, Min. Includes player stats for WELCH, Aleighsa, DOZIER, Asia, IBIAM, Elem, etc.

FG % 1st Half: 17-34 50.0% 2nd half: 20-38 52.6% Game: 37-72 51.4%
3FG % 1st Half: 2-10 20.0% 2nd half: 1-7 14.3% Game: 3-17 17.6%
FT % 1st Half: 1-2 50.0% 2nd half: 2-7 28.6% Game: 3-9 33.3%

Officials: Bob Trammell, Laura Morris, Angelica Suffren
Technical fouls: Central Michigan-None. #1/1 South Carolina-None.
Attendance: Subway Classic

Score by periods table showing 1st, 2nd, and Total scores for Central Michigan and #1/1 South Carolina.

Last FG - CMU 2nd-03:16, SC 2nd-00:32. Largest lead - CMU by 2 1st-19:48, SC by 35 2nd-00:32. Score tied - 2 times. Lead changed - 1 time.



Official Basketball Box Score - Game Totals - Final Statistics
Liberty vs #1/1 South Carolina
12/21/14 12:00 PM at Williams Arena (Minneapolis, Minn.)



Liberty 44 • 6-5

Table with columns for Player, FG, 3-Ptr, Rebounds, PF, TP, A, TO, Blk, Stl, Min. Includes player stats for Brown, Simone, Rininger, Ashley, Adams, Katelyn, etc.

FG % 1st Half: 9-30 30.0% 2nd half: 9-25 36.0% Game: 18-55 32.7%
3FG % 1st Half: 0-3 0.0% 2nd half: 2-9 22.2% Game: 2-12 16.7%
FT % 1st Half: 2-2 100.0% 2nd half: 4-4 100.0% Game: 6-6 100.0%

#1/1 South Carolina 84 • 12-0

Table with columns for Player, FG, 3-Ptr, Rebounds, PF, TP, A, TO, Blk, Stl, Min. Includes player stats for WELCH, Aleighsa, DOZIER, Asia, IBIAM, Elem, etc.

FG % 1st Half: 18-32 56.3% 2nd half: 13-32 40.6% Game: 31-64 48.4%
3FG % 1st Half: 4-6 66.7% 2nd half: 1-5 20.0% Game: 5-11 45.5%
FT % 1st Half: 4-9 44.4% 2nd half: 13-17 76.5% Game: 17-26 65.4%

Officials: Kevin Pethel, Angelica Suffren, Katie Lukanich
Technical fouls: Liberty-None. #1/1 South Carolina-None.
Attendance: Subway Classic

Score by periods table showing 1st, 2nd, and Total scores for Liberty and #1/1 South Carolina.

Last FG - LIB 2nd-05:08, SC 2nd-04:15. Largest lead - LIB by 2 1st-19:42, SC by 42 2nd-02:44. Score tied - 1 time. Lead changed - 5 times.



Official Basketball Box Score -- Game Totals -- Final Statistics
South Carolina vs Ole Miss
 2/01/15 3:30 pm at Oxford, Miss. (Tad Smith Coliseum)



South Carolina 77 • 21-0, 9-0 SEC

#	Player	Total		3-Ptr		Rebounds			PF	TP	A	TO	Blk	Stl	Min
		FG	FGA	FG	FGA	FT	FTA	Off							
31	DOZIER, Asia	f	0-1	0-1	0-0	0	1	1	0	0	2	1	0	0	11
33	IBIAM, Elem	c	4-5	0-0	2-2	1	0	1	2	10	1	1	0	0	14
05	SESSIONS, Khadijah	g	3-5	0-1	1-3	1	1	2	2	7	3	1	0	2	31
24	WELCH, Aleighsa	g	2-4	0-0	2-8	1	4	5	2	6	2	0	2	0	32
25	MITCHELL, Tiffany	g	4-10	2-3	1-3	1	4	5	3	11	1	2	0	1	33
00	FARMER, India		0-0	0-0	0-0	0	0	0	0	0	0	0	0	0	0+
01	CUEVAS, Bianca		5-8	2-4	9-11	1	3	4	4	21	0	2	0	1	24
02	GAINES, Olivia		0-0	0-0	0-0	0	0	0	0	0	0	0	0	0	3
03	DUCKETT, Kaydra		0-0	0-0	0-0	0	0	0	0	0	0	0	0	0	0+
22	WILSON, A'ja		4-12	0-0	3-4	4	2	6	2	11	1	1	1	2	21
23	ROY, Tina		0-1	0-0	1-2	0	1	1	0	1	1	0	0	0	7
41	COATES, Alaina		2-5	0-0	6-7	5	5	10	2	10	1	2	2	1	24
	Team					1	4	5							
	Totals		24-51	4-9	25-40	15	25	40	17	77	12	10	5	7	200

FG % 1st Half: 10-26 38.5% 2nd half: 14-25 56.0% Game: 24-51 47.1%
 3FG % 1st Half: 3-6 50.0% 2nd half: 1-3 33.3% Game: 4-9 44.4%
 FT % 1st Half: 13-19 68.4% 2nd half: 12-21 57.1% Game: 25-40 62.5%

Ole Miss 59 • 14-8, 4-5 SEC

#	Player	Total		3-Ptr		Rebounds			PF	TP	A	TO	Blk	Stl	Min
		FG	FGA	FG	FGA	FT	FTA	Off							
22	Mccray,Danielle	f	2-6	0-0	2-4	3	1	4	5	6	0	1	0	1	28
32	Faleru,Tia	f	3-6	0-0	0-2	2	11	13	4	6	1	4	0	1	31
03	Hayes,A'Queen	g	2-6	0-1	0-4	1	2	3	3	4	5	5	0	3	35
05	Sisk,Erika	g	3-8	0-2	6-10	1	1	2	4	12	2	4	0	1	38
23	Sessom,Shandricka	g	6-12	0-5	0-0	2	1	3	5	12	0	1	0	1	11
11	Joseph,Shequila		3-7	2-4	0-2	3	1	4	4	8	0	0	0	0	14
12	Frizzell,Gracie		2-5	1-4	0-0	0	1	1	1	5	0	1	0	0	25
13	Porter,Sarah		0-1	0-0	0-0	0	0	0	0	0	0	0	0	0	1
15	Briggs,Kelsey		1-3	1-2	0-0	0	0	0	1	3	0	0	0	0	8
20	Singletery,Amber		1-3	1-2	0-0	2	0	2	5	3	2	0	0	0	9
	Team					3	1	4							
	Totals		23-57	5-20	8-22	17	19	36	32	59	10	16	0	7	200

FG % 1st Half: 11-29 37.9% 2nd half: 12-28 42.9% Game: 23-57 40.4%
 3FG % 1st Half: 4-9 44.4% 2nd half: 1-11 9.1% Game: 5-20 25.0%
 FT % 1st Half: 3-9 33.3% 2nd half: 5-13 38.5% Game: 8-22 36.4%

Officials: R:Tina Napier, U1:Metta Roberts, U2:Jules Gallien
 Technical fouls: South Carolina-None. Ole Miss-None.
 Attendance: 1935

Score by periods	1st	2nd	Total
South Carolina	36	41	77
Ole Miss	29	30	59

Points	In Paint	Off T/O	2nd Chance	Fast Break	Bench
SC	36	18	18	8	43
OM	26	11	19	4	19

Last FG - SC 2nd-01:07, OM 2nd-01:23.
 Largest lead - SC by 20 2nd-04:24, OM by 9 1st-09:25.

Score tied - 4 times.
 Lead changed - 6 times.



Official Basketball Box Score -- Game Totals -- Final Statistics
#1/1 South Carolina vs #22/21 Georgia
 02/05/15 7:02 PM ET at Stegeman Coliseum -- Athens, Ga.



#1/1 South Carolina 58 • 22-0 (10-0)

#	Player	Total		3-Ptr		Rebounds			PF	TP	A	TO	Blk	Stl	Min
		FG	FGA	FG	FGA	FT	FTA	Off							
05	SESSIONS, Khadijah	*	0-1	0-0	1-4	0	3	3	2	1	2	1	0	0	22
24	WELCH, Aleighsa	*	1-7	0-0	0-1	9	5	14	2	2	2	0	3	0	22
25	MITCHELL, Tiffany	*	5-11	2-4	2-2	1	2	3	2	14	3	1	0	2	29
31	DOZIER, Asia	*	0-4	0-4	0-0	0	4	4	0	0	0	1	1	0	19
03	IBIAM, Elem	*	3-6	0-0	2-2	1	2	3	5	8	0	5	2	0	24
01	CUEVAS, Bianca		7-14	2-4	0-1	1	3	4	0	16	2	2	0	2	20
02	GAINES, Olivia		1-2	0-0	0-0	0	1	1	1	2	1	0	0	0	10
03	DUCKETT, Kaydra		0-1	0-0	0-2	0	1	1	0	0	0	0	0	0	4
22	WILSON, A'ja		1-2	0-0	2-4	2	3	5	5	4	0	6	2	0	9
23	ROY, Tina		2-5	2-4	0-0	0	2	2	1	6	0	1	0	0	20
40	WHITE, Jatarie		2-4	0-0	1-2	0	7	7	3	5	0	2	2	0	21
	Team					3	0	3							
	Totals		22-57	6-16	8-18	17	33	50	21	58	10	19	10	4	200

FG % 1st Half: 13-30 43.3% 2nd half: 9-27 33.3% Game: 22-57 38.6%
 3FG % 1st Half: 3-7 42.9% 2nd half: 3-9 33.3% Game: 6-16 37.5%
 FT % 1st Half: 1-4 25.0% 2nd half: 7-14 50.0% Game: 8-18 44.4%

#22/21 Georgia 35 • 17-6 (5-5)

#	Player	Total		3-Ptr		Rebounds			PF	TP	A	TO	Blk	Stl	Min
		FG	FGA	FG	FGA	FT	FTA	Off							
03	Tiaria Griffin	*	3-15	1-9	0-0	1	4	5	0	7	0	0	0	1	38
13	Merritt Hempe	*	2-6	0-1	0-2	2	2	4	4	4	0	3	1	2	24
24	Marjorie Butler	*	0-4	0-2	0-0	3	1	4	2	0	1	1	0	0	15
31	Erika Ford	*	0-6	0-2	0-0	2	4	6	4	0	1	2	0	1	27
33	Mackenzie Ingram	*	3-15	1-4	1-2	2	2	4	1	8	0	3	2	1	38
11	Pachis Roberts		1-5	0-1	3-3	1	2	3	1	5	1	2	0	0	15
12	Haley Clark		2-3	0-0	4-5	1	3	4	2	8	1	1	0	2	25
23	Halle Washington		1-4	0-0	1-3	1	4	5	5	3	1	3	0	0	18
	Team					1	2	3			2				
	Totals		12-58	2-19	9-15	14	24	38	19	35	5	17	3	7	200

FG % 1st Half: 5-28 17.9% 2nd half: 7-30 23.3% Game: 12-58 20.7%
 3FG % 1st Half: 1-9 11.1% 2nd half: 1-10 10.0% Game: 2-19 10.5%
 FT % 1st Half: 3-8 37.5% 2nd half: 6-7 85.7% Game: 9-15 60.0%

Officials: Michael Price, Beverly Roberts, Denise Brooks
 Technical fouls: #1/1 South Carolina-None. #22/21 Georgia-None.
 Attendance: 4896
 1st half 19:18, flagrant 1 foul on USC # 24, Aleighsa Welch.

Score by periods	1st	2nd	Total
#1/1 South Carolina	30	28	58
#22/21 Georgia	14	21	35

Points	In Paint	Off T/O	2nd Chance	Fast Break	Bench
SC	26	10	13	0	33
UGA	14	18	8	0	16

Last FG - SC 2nd-01:31, UGA 2nd-03:25.
 Largest lead - SC by 25 2nd-12:10, UGA by 2 1st-18:56.

Score tied - 3 times.
 Lead changed - 1 time.



2014-15 South Carolina Basketball
South Carolina Game-by-Game Highs (as of Feb 05, 2015)
All games



Opponent	Date	Score	Points	Rebounds	Assists	Steals	Blocked shots
SOUTHERN CAL	11/15/14	70-61	18-MITCHELL, Tiffany COATES, Alaina	13-COATES, Alaina	6-ROY, Tina	3-ROY, Tina	4-WELCH, Aleighsa
CLEMSON	11/20/14	99-41	18-WILSON, A'ja	10-COATES, Alaina	5-MITCHELL, Tiffany	3-MITCHELL, Tiffany	2-COATES, Alaina IBIAM, Elem
SAN DIEGO STATE	11/23/14	89-38	20-MITCHELL, Tiffany	9-WILSON, A'ja	5-CUEVAS, Bianca	4-SESSIONS, Khadij CUEVAS, Bianca	1-WILSON, A'ja
vs Wisconsin	11/27/14	67-44	11-WILSON, A'ja	9-COATES, Alaina	4-DOZIER, Asia	3-WILSON, A'ja	2-WELCH, Aleighsa IBIAM, Elem WILSON, A'ja
vs #22/22 Syracuse	11/28/14	67-63	21-MITCHELL, Tiffany	10-WILSON, A'ja	5-ROY, Tina	2-WILSON, A'ja	1-SESSIONS, Khadij IBIAM, Elem WELCH, Aleighsa WILSON, A'ja
NC CENTRAL	12/01/14	90-26	16-WILSON, A'ja	8-WILSON, A'ja	8-SESSIONS, Khadij	7-MITCHELL, Tiffany	3-IBIAM, Elem
CHARLOTTE	12/04/14	82-61	17-WILSON, A'ja	13-COATES, Alaina	4-SESSIONS, Khadij	3-WILSON, A'ja	3-WILSON, A'ja
at #9/8 Duke	12/07/14	51-50	11-DOZIER, Asia	10-COATES, Alaina	4-MITCHELL, Tiffany	3-SESSIONS, Khadij	2-WELCH, Aleighsa
SAVANNAH STATE	12/14/14	111-49	23-WILSON, A'ja	10-COATES, Alaina	10-ROY, Tina	4-SESSIONS, Khadij CUEVAS, Bianca	2-WILSON, A'ja
at Hampton	12/17/14	69-49	20-MITCHELL, Tiffany	13-COATES, Alaina	5-SESSIONS, Khadij	1-WILSON, A'ja CUEVAS, Bianca	3-COATES, Alaina
vs Central Michigan	12/20/14	80-45	18-MITCHELL, Tiffany	12-IBIAM, Elem	4-CUEVAS, Bianca ROY, Tina	5-MITCHELL, Tiffany	2-IBIAM, Elem COATES, Alaina
vs Liberty	12/21/14	84-44	17-WILSON, A'ja	10-WILSON, A'ja	4-DOZIER, Asia	3-GAINES, Olivia	3-WILSON, A'ja
AUBURN	01/02/15	77-58	12-WELCH, Aleighsa WILSON, A'ja	14-COATES, Alaina	4-MITCHELL, Tiffany DOZIER, Asia SESSIONS, Khadija	2-MITCHELL, Tiffany SESSIONS, Khadija	2-WILSON, A'ja
at LSU	01/04/15	75-51	21-WILSON, A'ja	13-WILSON, A'ja	4-ROY, Tina	2-CUEVAS, Bianca GAINES, Olivia	3-WILSON, A'ja
at Alabama	01/08/15	102-59	20-COATES, Alaina	5-WILSON, A'ja	5-SESSIONS, Khadij	4-SESSIONS, Khadij	3-WILSON, A'ja COATES, Alaina
#10/11 KENTUCKY	01/11/15	68-60	19-MITCHELL, Tiffany	11-WELCH, Aleighsa	4-MITCHELL, Tiffany	1-SESSIONS, Khadij WELCH, Aleighsa COATES, Alaina	3-WILSON, A'ja WELCH, Aleighsa
at Mizzou	01/15/15	60-49	19-MITCHELL, Tiffany	14-WELCH, Aleighsa	2-SESSIONS, Khadij	3-MITCHELL, Tiffany	2-MITCHELL, Tiffany IBIAM, Elem
at Florida	01/19/15	77-42	18-MITCHELL, Tiffany	13-COATES, Alaina	4-WELCH, Aleighsa CUEVAS, Bianca	4-MITCHELL, Tiffany	2-COATES, Alaina
#12/10 TEXAS A&M	01/26/15	79-61	18-WILSON, A'ja	11-COATES, Alaina	3-MITCHELL, Tiffany COATES, Alaina	4-SESSIONS, Khadij	2-WELCH, Aleighsa WILSON, A'ja
ALABAMA	01/29/15	85-54	17-WILSON, A'ja	10-COATES, Alaina	5-CUEVAS, Bianca	3-SESSIONS, Khadij	5-COATES, Alaina
at Ole Miss	2/01/15	77-59	21-CUEVAS, Bianca	10-COATES, Alaina	3-SESSIONS, Khadij	2-SESSIONS, Khadij WILSON, A'ja	2-COATES, Alaina WELCH, Aleighsa
at #22/21 Georgia	02/05/15	58-35	16-CUEVAS, Bianca	14-WELCH, Aleighsa	3-MITCHELL, Tiffany	2-CUEVAS, Bianca MITCHELL, Tiffany	3-WELCH, Aleighsa



2014-15 South Carolina Basketball
South Carolina Points-Rebounds-Assists (as of Feb 05, 2015)
All games



Opponent	Date	Score		00	01	02	03	05	15	22
				FARMER,IND	CUEVAS,BIA	GAINES,OLI	DUCKETT,KA	SESSIONS,K	DAVIS,TIFF	WILSON,A'J
SOUTHERN CAL	11/15/14	70-61	w	DNP	0-1-0	0-0-0	DNP	6-2-2	DNP	4-5-1
CLEMSON	11/20/14	99-41	w	0-1-0	10-3-2	0-5-2	0-0-1	7-6-4	3-1-2	18-5-0
SAN DIEGO STATE	11/23/14	89-38	w	1-0-0	11-3-5	0-2-1	DNP	6-0-3	0-2-1	15-9-3
vs Wisconsin	11/27/14	67-44	w	0-0-0	2-1-1	0-1-3	0-0-0	2-4-2	2-0-0	11-6-1
vs #22/22 Syracuse	11/28/14	67-63	w	DNP	0-0-0	0-0-0	DNP	5-1-3	DNP	15-10-0
NC CENTRAL	12/01/14	90-26	w	0-2-0	4-1-5	4-1-0	2-1-0	4-4-8	0-1-1	16-8-1
CHARLOTTE	12/04/14	82-61	w	0-0-0	0-1-1	0-0-0	0-0-0	6-2-4	DNP	17-3-1
at #9/8 Duke	12/07/14	51-50	w	DNP	0-0-0	0-0-0	DNP	0-2-2	DNP	10-5-0
SAVANNAH STATE	12/14/14	111-49	w	1-2-0	9-1-0	2-4-1	2-4-1	4-2-4	3-1-1	23-6-1
at Hampton	12/17/14	69-49	w	DNP	12-1-1	0-0-0	DNP	2-3-5	0-1-0	12-6-1
vs Central Michigan	12/20/14	80-45	w	0-0-0	2-1-4	2-2-0	0-1-0	2-2-3	0-0-0	12-5-0
vs Liberty	12/21/14	84-44	w	0-0-0	6-1-3	2-1-3	0-0-0	0-1-1	0-1-0	17-10-1
AUBURN	01/02/15	77-58	w	0-1-0	10-0-1	3-1-1	DNP	3-3-4	0-0-0	12-10-1
at LSU	01/04/15	75-51	w	0-0-0	8-1-2	2-0-3	0-0-0	0-3-0	3-3-2	21-13-2
at Alabama	01/08/15	102-59	w	0-1-0	7-3-3	2-1-3	0-1-0	2-1-5	4-1-0	11-5-3
#10/11 KENTUCKY	01/11/15	68-60	w	DNP	2-0-0	DNP	DNP	12-5-2	0-0-0	8-9-1
at Mizzou	01/15/15	60-49	w	DNP	5-2-1	0-0-0	DNP	7-5-2	DNP	3-4-0
at Florida	01/19/15	77-42	w	2-0-0	11-2-4	1-2-1	0-0-0	0-3-2	3-2-0	16-9-0
#12/10 TEXAS A&M	01/26/15	79-61	w	DNP	4-2-1	0-0-0	0-0-0	4-2-2	2-2-0	18-9-1
ALABAMA	01/29/15	85-54	w	DNP	6-4-5	6-0-0	0-0-0	7-4-4	DNP	17-5-3
at Ole Miss	2/01/15	77-59	w	0-0-0	21-4-0	0-0-0	0-0-0	7-2-3	DNP	11-6-1
at #22/21 Georgia	02/05/15	58-35	w	DNP	16-4-2	2-1-1	0-1-0	1-3-2	DNP	4-5-0

Opponent	Date	Score		23	24	25	31	33	40	41
				ROY,TINA	WELCH,ALEI	MITCHELL,T	DOZIER,ASI	IBIAM,ELEM	WHITE,JATA	COATES,ALA
SOUTHERN CAL	11/15/14	70-61	w	9-2-6	10-7-0	18-2-4	0-0-1	5-6-0	0-2-1	18-13-0
CLEMSON	11/20/14	99-41	w	DNP	17-3-3	15-0-5	3-1-4	3-3-0	11-5-0	12-10-2
SAN DIEGO STATE	11/23/14	89-38	w	5-3-2	6-3-3	20-2-3	5-0-4	4-2-0	6-6-0	10-5-0
vs Wisconsin	11/27/14	67-44	w	7-4-2	4-3-2	7-3-3	7-0-4	8-7-0	10-3-2	7-9-0
vs #22/22 Syracuse	11/28/14	67-63	w	12-2-5	11-5-3	21-8-3	3-0-1	0-3-2	0-0-0	0-1-0
NC CENTRAL	12/01/14	90-26	w	0-2-3	11-4-2	14-3-4	14-0-1	10-4-0	2-1-0	9-5-1
CHARLOTTE	12/04/14	82-61	w	9-1-3	10-9-3	9-1-2	0-0-3	16-3-1	DNP	15-13-3
at #9/8 Duke	12/07/14	51-50	w	0-1-0	8-8-1	7-3-4	11-0-0	8-5-1	DNP	7-10-0
SAVANNAH STATE	12/14/14	111-49	w	0-7-10	11-8-0	15-2-2	0-0-2	21-4-0	DNP	20-10-1
at Hampton	12/17/14	69-49	w	0-2-1	4-5-4	20-4-3	3-0-2	4-7-2	DNP	12-13-0
vs Central Michigan	12/20/14	80-45	w	2-2-4	12-3-2	18-4-2	4-1-3	10-12-1	DNP	16-10-2
vs Liberty	12/21/14	84-44	w	5-3-1	15-4-3	14-1-2	3-4-4	11-5-0	DNP	11-6-2
AUBURN	01/02/15	77-58	w	3-1-2	12-6-0	7-1-4	5-0-4	11-2-0	DNP	11-14-0
at LSU	01/04/15	75-51	w	6-1-4	6-5-1	17-4-2	3-0-1	2-4-1	DNP	7-4-0
at Alabama	01/08/15	102-59	w	11-2-1	10-2-1	16-1-3	15-2-2	4-3-0	DNP	20-3-1
#10/11 KENTUCKY	01/11/15	68-60	w	2-1-1	9-11-2	19-5-4	5-4-2	8-4-0	0-3-0	3-6-0
at Mizzou	01/15/15	60-49	w	0-1-1	8-14-1	19-6-1	3-3-0	0-3-0	0-2-0	15-7-0
at Florida	01/19/15	77-42	w	5-1-3	6-2-4	18-0-1	2-0-0	4-3-0	3-3-0	6-13-1
#12/10 TEXAS A&M	01/26/15	79-61	w	5-1-2	12-7-0	16-2-3	0-1-1	6-3-0	DNP	12-11-3
ALABAMA	01/29/15	85-54	w	5-1-1	8-1-1	11-4-2	5-1-3	6-4-0	DNP	14-10-1
at Ole Miss	2/01/15	77-59	w	1-1-1	6-5-2	11-5-1	0-1-2	10-1-1	DNP	10-10-1
at #22/21 Georgia	02/05/15	58-35	w	6-2-0	2-14-2	14-3-3	0-4-0	8-3-0	5-7-0	DNP



2014-15 South Carolina Basketball

South Carolina Team Game-by-Game Comparison (as of Feb 05, 2015)

All games



Opponent	1st	2nd	Score	Mar	Total FG	FG Pct	3-Pointers	3FG Pct	Free Throws	FT Pct	Rebounds	Assist	T/Over	Block	Steal	Fouls
SOUTHERN CAL	27/24	43/37	70-61	+9	23-50/21-63	.460/.333	5-15/3-10	.333/.300	19-27/16-20	.704/.800	43/34	15/9	19/15	10/2	9/10	18/23
CLEMSON	45/21	54/20	99-41	+58	38-72/17-53	.528/.321	8-15/4-17	.533/.235	15-22/3-6	.682/.500	50/28	25/8	7/18	6/8	9/4	7/19
SAN DIEGO STATE	51/16	38/22	89-38	+51	33-65/14-49	.508/.286	9-19/6-14	.474/.429	14-20/4-8	.700/.500	40/33	25/8	10/29	1/2	18/7	7/19
Wisconsin	31/18	36/26	67-44	+23	28-64/13-46	.438/.283	3-12/4-11	.250/.364	8-14/14-22	.571/.636	41/34	20/10	10/19	7/1	12/1	16/16
#22/22 Syracuse	31/35	36/28	67-63	+4	23-64/22-58	.359/.379	9-28/7-23	.346/.304	12-20/12-18	.600/.667	35/50	17/15	5/16	4/1	4/3	19/21
NC CENTRAL	39/16	51/10	90-26	+64	35-58/10-45	.603/.222	5-13/2-10	.385/.200	15-22/4-10	.682/.400	40/23	26/2	13/28	8/1	21/7	11/22
CHARLOTTE	46/28	36/33	82-61	+21	30-54/24-53	.556/.453	4-13/3-8	.308/.375	18-26/10-13	.692/.769	37/20	21/16	15/18	7/3	7/9	14/23
#9/8 Duke	17/21	34/29	51-50	+1	20-53/18-57	.377/.316	3-12/4-19	.250/.211	8-16/10-13	.500/.769	36/44	8/8	18/22	5/8	12/8	15/16
SAVANNAH STATE	60/22	51/27	111-49	+62	38-65/21-59	.565/.356	1-8/1-14	.125/.071	34-47/6-11	.723/.545	56/21	23/8	12/20	6/2	11/8	12/31
Hampton	37/25	32/24	69-49	+20	25-55/18-52	.455/.346	9-19/5-17	.474/.294	10-16/8-13	.625/.615	48/21	19/8	18/10	7/1	2/5	19/18
Central Michigan	37/24	43/21	80-45	+35	37-72/18-59	.514/.305	3-17/2-12	.176/.167	3-9/7-9	.333/.778	48/36	21/7	16/23	6/1	14/6	7/12
Liberty	44/20	40/24	84-44	+40	31-64/18-55	.484/.327	5-11/2-12	.455/.167	17-26/6-6	.654/1000	48/30	20/10	8/18	6/9	10/4	12/21
AUBURN	34/17	43/41	77-58	+19	30-62/21-62	.484/.339	3-11/4-14	.273/.286	14-23/12-14	.609/.857	42/34	17/8	18/16	6/6	8/11	16/26
LSU	37/22	38/29	75-51	+24	27-53/22-64	.509/.344	8-21/1-7	.381/.143	13-18/6-16	.722/.375	30/26	22/7	7/17	7/1	8/4	15/15
Alabama	48/30	54/29	102-59	+43	37-58/19-51	.638/.373	11-21/4-15	.524/.267	17-20/17-22	.850/.773	30/26	12/11	16/11	10/8	3/10	13/22
#10/11 KENTUCKY	35/38	33/22	68-60	+8	23-68/22-67	.338/.328	4-16/4-15	.250/.267	18-26/12-14	.692/.857	55/37	6/6	14/14	5/0	5/7	18/24
Mizzou	25/20	35/29	60-49	+11	21-58/16-54	.362/.296	4-17/7-22	.235/.318	14-23/10-15	.609/.667	51/33	6/6	14/14	5/0	5/7	18/24
Florida	40/17	37/25	77-42	+35	32-54/19-70	.593/.271	4-10/1-15	.400/.067	9-14/3-4	.643/.750	42/35	16/6	16/15	5/2	9/4	13/20
#12/10 TEXAS A&M	39/31	40/30	79-61	+18	27-55/24-62	.491/.387	1-4/3-8	.250/.375	24-30/10-16	.800/.625	43/29	13/11	16/16	7/3	9/8	20/22
ALABAMA	38/21	47/33	85-54	+31	33-58/19-53	.569/.358	2-13/6-18	.154/.333	17-25/10-13	.680/.769	37/22	20/10	19/21	6/1	12/9	16/22
Ole Miss	36/29	41/30	77-59	+18	24-51/23-57	.471/.404	4-9/5-20	.444/.250	25-40/8-22	.625/.364	40/36	12/10	10/16	5/0	7/7	17/32
#22/21 Georgia	30/14	28/21	58-35	+23	22-57/12-58	.386/.207	6-16/2-19	.375/.105	8-18/9-15	.444/.600	50/38	10/5	19/17	10/3	4/7	21/19

Note: Game totals are displayed in the format TEAM/OPPONENT for each category



2014-15 South Carolina Basketball
South Carolina Combined Team Statistics (as of Feb 05, 2015)
All games



RECORD:	OVERALL	HOME	AWAY	NEUTRAL
ALL GAMES	22-0	10-0	8-0	4-0
CONFERENCE	10-0	4-0	6-0	0-0
NON-CONFERENCE	12-0	6-0	2-0	4-0

#	Player	gp-gs	min	Total			3-Point		F-Throw		Rebounds			pf	dq	a	to	blk	stl	pts	avg		
				fg-fga	fg%	3fg-fga	3fg%	ft-fga	ft%	off	def	tot	avg										
25	MITCHELL, Tiffany	22-22	615	28.0	113-219	.516	42-89	.472	58-69	.841	17	47	64	2.9	34	0	61	39	3	40	326	14.8	
22	WILSON, A'ja	22-1	454	20.6	108-210	.514	0-0	.000	75-119	.630	47	106	153	7.0	46	1	22	41	35	27	291	13.2	
41	COATES, Alaina	21-5	438	20.9	78-141	.553	0-0	.000	79-112	.705	63	120	183	8.7	30	0	18	27	35	12	235	11.2	
24	WELCH, Aleighsa	22-22	549	25.0	89-155	.574	0-1	.000	20-49	.408	57	72	129	5.9	39	2	40	33	29	8	198	9.0	
33	IBIAM, Elem	22-22	394	17.9	66-112	.589	0-0	.000	27-39	.692	35	56	91	4.1	48	1	9	27	23	5	159	7.2	
01	CUEVAS, Bianca	22-0	337	15.3	52-128	.406	14-53	.264	28-36	.778	10	26	36	1.6	29	0	41	32	3	29	146	6.6	
23	ROY, Tina	21-0	327	15.6	34-84	.405	24-63	.381	1-2	.500	5	36	41	2.0	16	0	53	25	2	6	93	4.4	
31	DOZIER, Asia	22-16	362	16.5	34-86	.395	19-58	.328	4-6	.667	1	21	22	1.0	15	0	44	22	3	11	91	4.1	
05	SESSIONS, Khadijah	22-21	476	21.6	31-85	.365	8-38	.211	17-33	.515	15	45	60	2.7	29	0	67	29	3	44	87	4.0	
40	WHITE, Jatarie	10-0	118	11.8	16-35	.457	0-0	.000	5-10	.500	11	21	32	3.2	11	0	3	9	3	3	37	3.7	
15	DAVIS, Tiffany	14-0	77	5.5	5-13	.385	4-11	.364	6-9	.667	4	11	15	1.1	5	0	7	9	0	0	20	1.4	
02	GAINES, Olivia	21-1	179	8.5	10-31	.323	0-2	.000	6-8	.750	9	12	21	1.0	18	0	19	9	0	14	26	1.2	
00	FARMER, India	13-0	34	2.6	0-3	.000	0-2	.000	4-6	.667	4	3	7	0.5	1	0	0	1	0	1	4	0.3	
03	DUCKETT, Kaydra	14-0	40	2.9	1-8	.125	0-1	.000	2-4	.500	2	6	8	0.6	3	0	2	1	2	2	4	0.3	
Team																							
Total.....		22	4400		637-1310	.486	111-318	.349	332-502	.661	324	628	952	43.3	325	4	386	309	141	202	1717	78.0	
Opponents.....		22	4400		411-1247	.330	80-320	.250	197-300	.657	254	445	699	31.8	463	14	187	397	64	152	1099	50.0	

TEAM STATISTICS	SC	OPP	Date	Opponent	Score	Att.
SCORING	1717	1099	11/15/14	SOUTHERN CAL	w 70-61	10057
Points per game	78.0	50.0	11/20/14	CLEMSON	w 99-41	11012
Scoring margin	+28.1	-	11/23/14	SAN DIEGO STATE	w 89-38	10301
FIELD GOALS-ATT	637-1310	411-1247	@ 11/27/14	vs Wisconsin	w 67-44	167
Field goal pct	.486	.330	@ 11/28/14	vs #22/22 Syracuse	w 67-63	342
3 POINT FG-ATT	111-318	80-320	12/01/14	NC CENTRAL	w 90-26	8823
3-point FG pct	.349	.250	12/04/14	CHARLOTTE	w 82-61	9629
3-pt FG made per game	5.0	3.6	12/07/14	at #9/8 Duke	w 51-50	6004
FREE THROWS-ATT	332-502	197-300	12/14/14	SAVANNAH STATE	w 111-49	9605
Free throw pct	.661	.657	12/17/14	at Hampton	w 69-49	4000
F-Throws made per game	15.1	9.0	12/20/14	vs Central Michigan	w 80-45	2858
REBOUNDS	952	699	12/21/14	vs Liberty	w 84-44	2659
Rebounds per game	43.3	31.8	* 01/02/15	AUBURN	w 77-58	16465
Rebounding margin	+11.5	-	* 01/04/15	at LSU	w 75-51	3438
ASSISTS	386	187	* 01/08/15	at Alabama	w 102-59	2454
Assists per game	17.5	8.5	* 01/11/15	#10/11 KENTUCKY	w 68-60	17156
TURNOVERS	309	397	* 01/15/15	at Mizzou	w 60-49	1440
Turnovers per game	14.0	18.0	* 01/19/15	at Florida	w 77-42	1503
Turnover margin	+4.0	-	* 01/26/15	#12/10 TEXAS A&M	w 79-61	13546
Assist/turnover ratio	1.2	0.5	* 01/29/15	ALABAMA	w 85-54	11927
STEALS	202	152	* 2/01/15	at Ole Miss	w 77-59	1935
Steals per game	9.2	6.9	* 02/05/15	at #22/21 Georgia	w 58-35	4896
BLOCKS	141	64				
Blocks per game	6.4	2.9				
ATTENDANCE	118521	31696				
Home games-Avg/Game	10-11852	8-3209				
Neutral site-Avg/Game	-	4-1506				

* = SEC game
 @ = Junkanoo Jam (Freeport, Bahamas)

Score by Periods	1st	2nd	Totals
South Carolina	827	890	1717
Opponents	509	590	1099



2014-15 South Carolina Basketball
South Carolina Combined Team Statistics (as of Feb 05, 2015)
Conference games



RECORD:	OVERALL	HOME	AWAY	NEUTRAL
ALL GAMES	10-0	4-0	6-0	0-0
CONFERENCE	10-0	4-0	6-0	0-0
NON-CONFERENCE	0-0	0-0	0-0	0-0

#	Player	gp-gs	min	avg	Total			3-Point		F-Throw		Rebounds				pf	dq	a	to	blk	stl	pts	avg
					fg-fga	fg%	3fg-fga	3fg%	ft-fga	ft%	off	def	tot	avg									
25	MITCHELL, Tiffany	10-10	287	28.7	52-111	.468	14-37	.378	30-34	.882	9	22	31	3.1	16	0	24	15	2	17	148	14.8	
22	WILSON, A'ja	10-0	205	20.5	45-95	.474	0-0	.000	31-51	.608	22	53	75	7.5	25	1	12	24	18	6	121	12.1	
41	COATES, Alaina	9-0	191	21.2	30-51	.588	0-0	.000	38-50	.760	28	50	78	8.7	18	0	7	14	18	8	98	10.9	
01	CUEVAS, Bianca	10-0	174	17.4	30-70	.429	7-23	.304	23-28	.821	7	15	22	2.2	14	0	19	19	1	10	90	9.0	
24	WELCH, Aleighsa	10-10	252	25.2	36-64	.563	0-0	.000	7-23	.304	24	43	67	6.7	20	1	14	15	15	2	79	7.9	
33	IBIAM, Elem	10-10	173	17.3	25-43	.581	0-0	.000	9-10	.900	8	22	30	3.0	24	1	2	13	8	2	59	5.9	
23	ROY, Tina	10-0	145	14.5	16-36	.444	11-27	.407	1-2	.500	1	11	12	1.2	7	0	16	14	0	1	44	4.4	
05	SESSIONS, Khadijah	10-10	218	21.8	16-36	.444	4-16	.250	7-17	.412	6	25	31	3.1	16	0	26	17	1	18	43	4.3	
31	DOZIER, Asia	10-10	167	16.7	14-40	.350	8-28	.286	2-2	1.000	0	16	16	1.6	11	0	15	12	2	4	38	3.8	
15	DAVIS, Tiffany	6-0	27	4.5	3-5	.600	3-5	.600	3-4	.750	1	7	8	1.3	2	0	2	4	0	0	12	2.0	
40	WHITE, Jatarie	4-0	46	11.5	3-8	.375	0-0	.000	2-6	.333	6	9	15	3.8	4	0	0	7	3	0	8	2.0	
02	GAINES, Olivia	9-0	85	9.4	6-11	.545	0-1	.000	4-6	.667	2	3	5	0.6	9	0	9	3	0	4	16	1.8	
00	FARMER, India	5-0	12	2.4	0-1	.000	0-0	.000	2-2	1.000	1	1	2	0.4	1	0	0	0	0	1	2	0.4	
03	DUCKETT, Kaydra	7-0	18	2.6	0-3	.000	0-1	.000	0-2	.000	0	2	2	0.3	1	0	0	0	0	0	0	0.0	
Team												21	17	38				1					
Total.....		10	2000		276-574	.481	47-138	.341	159-237	.671	136	296	432	43.2	168	3	146	158	68	73	758	75.8	
Opponents.....		10	2000		197-598	.329	37-153	.242	97-151	.642	126	199	325	32.5	222	9	78	161	25	80	528	52.8	

TEAM STATISTICS	SC	OPP	Date	Opponent	Score	Att.
SCORING	758	528	* 01/02/15	AUBURN	w 77-58	16465
Points per game	75.8	52.8	* 01/04/15	at LSU	w 75-51	3438
Scoring margin	+23.0	-	* 01/08/15	at Alabama	w 102-59	2454
FIELD GOALS-ATT	276-574	197-598	* 01/11/15	#10/11 KENTUCKY	w 68-60	17156
Field goal pct	.481	.329	* 01/15/15	at Mizzou	w 60-49	1440
3 POINT FG-ATT	47-138	37-153	* 01/19/15	at Florida	w 77-42	1503
3-point FG pct	.341	.242	* 01/26/15	#12/10 TEXAS A&M	w 79-61	13546
3-pt FG made per game	4.7	3.7	* 01/29/15	ALABAMA	w 85-54	11927
FREE THROWS-ATT	159-237	97-151	* 2/01/15	at Ole Miss	w 77-59	1935
Free throw pct	.671	.642	* 02/05/15	at #22/21 Georgia	w 58-35	4896
F-Throws made per game	15.9	9.7				
REBOUNDS	432	325	* = SEC game			
Rebounds per game	43.2	32.5	@ = Junkanoo Jam (Freeport, Bahamas)			
Rebounding margin	+10.7	-				
ASSISTS	146	78				
Assists per game	14.6	7.8				
TURNOVERS	158	161				
Turnovers per game	15.8	16.1				
Turnover margin	+0.3	-				
Assist/turnover ratio	0.9	0.5				
STEALS	73	80				
Steals per game	7.3	8.0				
BLOCKS	68	25				
Blocks per game	6.8	2.5				
ATTENDANCE	59094	15666				
Home games-Avg/Game	4-14774	6-2611				
Neutral site-Avg/Game	-	0-0				

Score by Periods	1st	2nd	Totals
South Carolina	362	396	758
Opponents	239	289	528