

SOUTH CAROLINA

2016-17 WOMEN'S BASKETBALL



Assoc. Media Relations Director: Diana Koval | Office: 803.777.7977 | Cell: 314.369.6050 | Email: dkoval@mailbox.sc.edu | Twitter: @DianaKovalSID
 Website: www.GamecocksOnline.com | Twitter: @GamecockWBB | Instagram: @GamecockWBB | Facebook: @GamecockWBB | Snapchat: @GamecockWBB

Game 5 - Basketball Hall of Fame Women's Challenge

Nov. 27, 2016 • 1 p.m. • Springfield, Mass. • MassMutual Center (8,000)

**South Carolina
Gamecocks**
4-0



vs.



**Louisville
Cardinals**
6-0

Ranking: 3/3 (AP/Coaches)
Head Coach: Dawn Staley
Record at South Carolina: 192-76 (9th)
Career Record: 364-156 (17th)
Top Scorer: Alaina Coates (16.5)
Top Rebounder: Alaina Coates (12.5)

Ranking: 4/4 (AP/Coaches)
Head Coach: Jeff Walz
Record at UofL: 240-85 (10th)
Career Record: Same
Top Scorer: Asia Durr (19.7)
Top Rebounder: Myisha Hines-Allen (9.0)

Schedule/Results

Nov. 7 **Benedict (Exh.)** W, 120-49
 Nov. 14 at #7/6 Ohio St. (BTN+) W, 92-80

Basketball Hall of Fame Women's Challenge

Nov. 20 **Hampton (SECN+)** W, 92-38
 Nov. 21 **Maine (SECN+)** W, 79-42
 Nov. 22 **Saint Peter's (SECN+)** W, 93-38
 Nov. 27 vs. #4/4 Louisville (ESPN2) 1 p.m.

SEC/Big 12 Challenge

Dec. 1 at Texas (ESPN2) 7 p.m.
 Dec. 4 at Duke 2 p.m.
 Dec. 11 **Minnesota (SECN)** 3 p.m.
 Dec. 15 **Clemson (SECN)** 7 p.m.
 Dec. 18 **UCLA (ESPN2)** 2 p.m.
 Dec. 21 at Savannah State 6 p.m.
 Jan. 1 **Alabama* (ESPN2)** 2 p.m.
 Jan. 5 at Auburn* (SECN+) 7 p.m.
 Jan. 8 at Florida* (ESPNU) Noon
 Jan. 12 **Georgia* (SECN)** 7 p.m.
 Jan. 15 at LSU* (SECN+) 3 p.m.
 Jan. 19 **Ole Miss* (SECN)** 7 p.m.
 Jan. 23 **Mississippi State* (ESPN2)** 7 p.m.
 Jan. 26 at Georgia* (SECN) 7 p.m.
 Jan. 30 **Tennessee* (ESPN2)** 6 p.m.
 Feb. 2 at Kentucky* (SECN) 7 p.m.
 Feb. 5 at Arkansas* (ESPN2) 2 p.m.
 Feb. 9 **Auburn* (SECN+)** 7 p.m.
 Feb. 13 at UConn (ESPN2) 9 p.m.
 Feb. 16 **Vanderbilt* (SECN)** 7 p.m.
 Feb. 19 at Missouri* (ESPN2) 3 p.m.
 Feb. 23 at Texas A&M* (SECN) 9 p.m.
 Feb. 26 **Kentucky* (ESPNU/2)** 2/5 p.m.

SEC Tournament (Greenville, S.C.)

Mar. 1 First Round (SECN) TBA
 Mar. 2 Second Round (SECN) TBA
 Mar. 3 Quarterfinals (SECN) TBA
 Mar. 4 Semifinals (ESPNU) TBA
 Mar. 5 Final (ESPN2) TBA

All Times Listed as Eastern and are subject to change
 * indicates SEC Game

Game Information

Tickets: \$12.50-50
Live Stats: GamecockStats.com

Watch On: ESPN2 (Tiffany Greene, play-by-play; Debbie Antonelli, analyst)
Radio: 107.5 The Game (Brad Muller)

Series History

South Carolina Record 16-4
At Neutral Site 1-1
In Columbia 8-2
In Louisville 7-1
Last Meeting UofL, 74-47, 11/29/91
First Meeting SC, 98-43, 1/17/80
Current Streak Lost 1

Last Five Meetings:

Date	Result	Location
11/29/91	L, 47-74	Bangor, Maine
2/9/91	W, 66-62	Columbia
1/12/91	W, 75-67	Columbia
3/9/90	W, 80-60	Cincinnati, Ohio
2/12/90	W, 74-64	Louisville












South Carolina Notables

- The head coaches in today's game know each other well, despite their programs not meeting since the 1991-92 season. During South Carolina head coach Dawn Staley's two-year tenure as head coach of the USA Basketball's U18 and U19 national teams, Louisville head coach Jeff Walz was an assistant on her staff. The duo helped the United States to the 2014 U18 FIBA Americas Championship and then the 2015 U19 FIBA World Championship. Both teams featured tournament MVP and current Gamecock junior A'ja Wilson as well.
- Senior center Alaina Coates has picked up where she left off last season, averaging a double-double while playing just 24.0 minutes per game. Her three double-doubles this season rank seventh in the nation.
- Junior forward A'ja Wilson leads the SEC in blocked shots per game at 2.75 per game. With two blocks against Saint Peter's, she broke the program's career blocks record now set at her 179. The mark seems destined to change hands several times this season as teammate Coates is just behind with 176.
- South Carolina's junior transfers from the ACC - Kaela Davis and Allisha Gray - established themselves as key contributors immediately, averaging 16.0 and 15.8 points, respectively, while leading the team in assists.

Stat Comparison

SC	UofL
4-0	Overall Record 6-0
0-0	Conference Record 0-0
3-0	Home Record 4-0
1-0	Away Record 2-0
0-0	Neutral Record 0-0
89.0	Points Per Game 83.7
49.5	Opp. Points Per Game 55.3
.502	Field Goal %age485
.307	Opp. Field Goal %age352
.329	3-Pt. Field Goal %age333
.238	Opp. 3-Pt. Field Goal %age287
.670	Free Throw %age686
18.3	FTs Made Per Game 11.7
19.5	Assists Per Game 20.7
+6.8	Turnover Margin +10.3
46.0	Rebounds Per Game 41.2
+15.3	Rebounding Margin +5.3
11.3	Steals Per Game 12.0
6.3	Blocked Shots Per Game 5.5

2016-17 South Carolina Media Roster

0		Victoria Patrick 5-8 • Fr. • Guard • Orlando, Fla. <i>kway-VAHS</i>	PPG 2.5 RPG 0.8 APG 0.5 FG% .250 FT% .500	LAST GAME: 3 pts, 2 stls vs. SPU NOTABLE: Solid shooting guard ... got good minutes last three games ... No. 25 guard in Class of 2016 ... helped Edgewater HS to state championship in 2014 ... led team with 15.4 ppg as a senior.	Career Highs Pts: 4 vs. Hampton, 11/20/16 Reb: 2 vs. Hampton, 11/20/16 Ast: 1, 2x, vs. SPU, 11/22/16 Stl: 2 vs. Saint Peter's, 11/22/16
	1		Bianca Cuevas-Moore 5-6 • Jr. • Guard • Bronx, N.Y. <i>kway-VAHS</i>	PPG 7.8 RPG 1.8 APG 2.0 FG% .458 FT% .667	LAST GAME: 11 pts, 3 assts, 5 stls vs. SPU NOTABLE: Speedy, crafty guard who finishes well in traffic ... continues to mature into PG position, understanding when to attack vs. set up teammates ... 2nd in SEC and top 50 in nation with 3.0 steals per game.
3		Kaela Davis 6-2 • Jr. • Guard • Suwanee, Ga. <i>KAY-luh</i>	PPG 16.0 RPG 5.8 APG 4.0 FG% .396 FT% .800	LAST GAME: 14 pts, 3 assts, 3 rebs vs. SPU NOTABLE: Tall, athletic guard ... versatile player capable of positions 1-4 on the court ... 4th in SEC in 3-pt percentage (.476) and 3s made/gm (2.5), 11th in scoring, 7th in assists ... two-time All-ACC at Ga. Tech.	Career Highs Pts: 37 at Ohio State, 11/14/16 Reb: 10 at Ohio State, 11/14/16 Ast: 5 at Ohio State, 11/14/16 Stl: 3 at Ohio State, 11/14/16
	4		Doniyah Cliney 6-0 • So. • Guard • Newark, N.J. <i>dawn-YAY CLY-nee</i>	PPG 2.3 RPG 3.5 APG 1.3 FG% .375 FT% 1.00	LAST GAME: 3 pts, 8 rebs, 2 stls vs. SPU NOTABLE: Athletic guard with good size ... continuing to find feel for the game after playing just second half of 2015-16 season due to hand injury ... earned three starts in her 20 games last season.
10		Alisha Gray 6-0 • Jr. • Guard • Sandersville, Ga. <i>uh-LEE-shub</i>	PPG 15.8 RPG 4.8 APG 3.8 FG% .535 FT% .700	LAST GAME: 13 pts, 8 rebs, 5 assts vs. SPU NOTABLE: Steady producer who can contribute in every area ... 2nd in SEC and 8th in nation in A:TO (5.0) ... 5th in SEC in FG% ... 10th in SEC in assists, 12th in scoring ... 1st-team All-ACC at UNC.	Career Highs Pts: 24 at Ohio State, 11/14/16 Reb: 8 vs. Saint Peter's, 11/22/16 Ast: 5 vs. Saint Peter's, 11/22/16 Stl: 2, 2x, vs. Hampton, 11/20/16
	12		Araion Bradshaw 5-6 • Fr. • Guard • Boston, Mass. <i>R-ee-on</i>	PPG 0.8 RPG 0.3 APG 0.8 FG% .500 FT% --	LAST GAME: 3 pts, 1 ast, 15 mins vs. SPU NOTABLE: Scrappy guard ... got good minutes in last three games ... rated No. 10 guard in 2016 class ... helped Tabor Academy to back-to-back appearances in state tournament finals.
15		Tiffany Davis 5-7 • Sr. • Guard • Houston, Texas	PPG 1.5 RPG 1.8 APG 0.5 FG% .250 FT% .667	LAST GAME: 3 rebs, 1 ast, 1 stl vs. SPU NOTABLE: Missed 2015-16 after knee injury in September ... has played two full seasons due to injuries ... selected to be a team captain ... career averages of 2.2 points, including 38.3 percent 3-point shooting.	Career Highs Pts: 11 vs. Ole Miss, 1/30/14 Reb: 6 at Arkansas, 1/2/14 Ast: 3, 4x, vs. SC St., 12/22/13 Stl: 5 vs. Elon, 11/9/12
	21		Mikiah Herbert Harrigan 6-2 • Fr. • For. • Pembroke Pines, Fla.. <i>muh-KEE-uh</i>	PPG 8.5 RPG 6.0 BPG 1.3 FG% .500 FT% .500	LAST GAME: 9 pts, 2 blks vs. Saint Peter's NOTABLE: Versatile forward with skill on both ends of the court ... 13th in SEC in blocks ... near double-double vs. Maine ... helped Flanagan to four district titles ... FBCA 8A Player of the Year.
22		A'ja Wilson 6-5 • Jr. • Forward • Hopkins, S.C. <i>A-zhub</i>	PPG 13.3 RPG 4.5 BPG 2.8 FG% .571 FT% .724	LAST GAME: 14 pts, 4 assts, 3 stls vs. SPU NOTABLE: Proven talent who continues to expand her game ... team captain ... 27th in nation, 1st in SEC in blocks ... rated #1 in nation by espnW and consensus preseason All-America.	Career Highs Pts: 28 vs. Duke, 12/6/15 Reb: 19 at Kentucky, 3/1/15 Blk: 8, 2x, vs. TAMU, 1/17/16 Stl: 4 vs. Syracuse, 3/25/16
	41		Alaina Coates 6-4 • Sr. • Center • Irmo, S.C. <i>uh-LAY-nuh COATS</i>	PPG 16.5 RPG 12.5 BPG 1.3 FG% .769 FT% .429	LAST GAME: 16 pts, 7 rebs, 2 assts vs. SPU NOTABLE: Dominant force inside as true center ... good passer out of post and high-low ... team captain ... leads SEC in rpg (6th in nation) and in FG %age (2nd in nation) ... three double-doubles this season.
52		Tyasha Harris 5-10 • Fr. • Guard • Noblesville, Ind. <i>ty-A-shub</i>	PPG 4.3 RPG 1.0 APG 2.3 FG% .412 FT% .500	LAST GAME: 7 pts, 1 ast, 1 blk vs. SPU NOTABLE: Poised, quick and decisive point guard ... won gold medal at FIBA U18 Americas Championship ... helped Heritage Christian to three state titles ... finalist for Indiana's Miss Basketball.	Career Highs Pts: 7 vs. Saint Peter's, 11/22/16 Reb: 2, 2x, vs. Maine, 11/21/16 Ast: 3, 2x, vs. Maine, 11/21/16 Stl: 1 vs. Maine, 11/21/16

Starter Reserve

Five Second Count

South Carolina is one of two programs in the nation to appear in every AP top five since the start of the 2014-15 season. The Gamecocks have played in four of the last five NCAA Sweet 16s, including the 2015 Final Four. In the SEC, South Carolina is the three-time reigning regular-season champion, including last season's 16-0 record, and claimed the last two SEC Tournaments.

Quick Facts

The University

Location: Columbia, S.C.

Founded: 1801

Enrollment: 33,724

Colors: Garnet (PMS 202C) and Black

Nickname: Gamecocks

Conference: Southeastern

President: Dr. Harris Pastides

Athletics Director: Ray Tanner

Facility: Colonial Life Arena (18,000)

Coaching Staff

Head Coach: Dawn Staley

Alma Mater: Virginia, 1992

Overall Record: 364-156 (17th season)

School Record: 192-76 (9th season)

Assoc. Head Coach (Alma Mater):

Lisa Boyer (Ithaca, 1979)

Assistant Coaches (Alma Mater):

Nikki McCray-Penson (Tennessee, 1995)

Fred Chmiel (Excelsior, 2001)

Team Information

2015-16 Record: 33-2

Home: 16-1 Away: 11-0 Neutral: 6-1

SEC Record (Finish): 16-0 (1st)

Home: 8-0 Away: 8-0

Letterwinners Returning/Lost: 5/7

Starters Returning/Lost: 2/3

Program History

First Year of Women's Basketball: 1974-75

All-Time Record: 772-505 (43rd season)

All-Time SEC Record: 147-200 (26th season)

NCAA Appearances (Last): 13 (2016)

NCAA Tournament Record: 19-13

2016 NCAA Result: Sweet 16, L 72-80, Syracuse, Sioux Falls, S.C.

WNIT Appearances (Last): 4 (2011)

WNIT Record: 3-4

Media Relations

Women's Basketball Contact: Diana Koval

Office: 803.777.7977

Cell: 314.369.6050

Email: dkoval@mailbox.sc.edu

Press Row Phone: 803.777.6182

Athletics Department on the Web

Website: GamecocksOnline.com

Twitter: @GamecocksOnline

Instagram: @GamecocksOnline

Facebook: Facebook.com/GamecocksOnline

YouTube: YouTube.com/GamecocksOnline

Women's Basketball on Twitter

Team: @GamecockWBB

Head Coach: @DawnStaley

By the Numbers

- Games this season in which two Gamecocks have scored at least 20 points – at #7/16 Ohio State, Hampton – already matching last season's total
- Teams in the nation that return multiple AP All-Americans this season, including the Gamecocks
- Categories in which South Carolina leads the SEC – scoring offense (8th in the nation), field goal percentage (5th in the nation), rebounding margin (11th in nation), assists per game (19th in nation) and blocks per game (24th in nation)
- Games this season against an opponent ranked in at least one of this week's top-25 polls, including six on the road
- First-team All-America votes for A'ja Wilson from AP voters out of a possible 33
- Points the Gamecocks scored in the first quarter against Saint Peter's (Nov. 22), the most in a quarter since the NCAA moved to the format last season
- Appearances in the AP Top 25 in the 81 polls released since the start of 2012-13

Louisville Series Notes

South Carolina leads the series against its former Metro Conference rival 16-4. The two teams last met on Nov. 29, 1991, in the Downeast Classic in Bangor, Maine, in the first season since the Gamecocks left the Metro for the SEC. The Cardinals dominated in a 74-47 victory that snapped a 10-game losing skid to the Gamecocks.

Current Streaks

	Total	Home	Road	Neut.
Overall	W4	W8	W12	L1
SEC	W16	W26	W8	—
Non-Conference	W4	W5	W4	L1
Ranked Teams	W1	W1	W5	L1

Neutral Stance

The Gamecocks are 110-83 all-time on a neutral court, including a 63-40 mark in regular-season contests. South Carolina head coach Dawn Staley is 32-17 in games played at neutral sites, including a 15-5 slate in the regular season.

Critical Mass

South Carolina is 4-0 all-time in the state of Massachusetts, having played in regular-season tournaments in Worcester in 1988-89 and the Harvard Invitational in Cambridge in 1996-97.

Rankings Review

Ranked third in this week's AP Poll, the Gamecocks are in the midst of the nation's third-longest active top-10 ranking streak (53), trailing just UConn (216) and Notre Dame (109) and well ahead of fourth-place Baylor (38).

Tough Road Ahead

Head coach Dawn Staley did not shy away from a challenging schedule this season, despite have to replace five seniors from last season's squad. The Gamecocks' schedule is ranked the fifth-toughest in the nation based on opponent winning percentage, trailing just Notre Dame, Washington

Gamecocks in the Rankings

(SEC through games of 11/24; NCAA through games of 11/25)

Team	SEC	NCAA	Actual		SEC	NCAA	Actual
Scoring Offense	1	8	89.0	Alaina Coates	SEC	NCAA	Actual
Scoring Defense	4	14	49.5	Scoring	7	144	16.5
Scoring Margin	1	4	+39.5	Rebounding	1	6	12.5
Field Goal Percentage	1	5	50.2	Offensive Rebounding	3	—	3.8
Field Goal %age Def.	3	14	30.7	Blocked Shots Per Game	13	211	1.25
3-Point FG %age	8	136	.329	Field Goal Percentage	1	2	.769
3-Point FG %age Def.	5	44	.238	Double-Doubles	2	7	3.0
3-Point FG Made/Gm.	6	166	5.8	Bianca Cuevas-Moore	SEC	NCAA	Actual
Free Throw Percentage	9	187	.670	Steals Per Game	2	48	3.0
Rebounding Offense	2	—	46.0	Kaela Davis	SEC	NCAA	Actual
Rebounding Defense	4	—	30.8	Scoring	11	174	16.0
Rebounding Margin	1	11	+15.3	Assists Per Game	7	152	4.0
Assists Per Game	1	19	19.5	Free Throw Percentage	11	191	.800
Steals Per Game	3	53	11.3	3-Pt FG Percentage	4	76	.476
Turnover Margin	4	33	+6.75	3-Pt FG Made Per Game	4	104	2.5
Turnovers Per Game	—	25	12.3	Assist-to-Turnover Ratio	—	204	1.6
Assist-to-Turnover Ratio	1	12	1.59	Allisha Gray	SEC	NCAA	Actual
Blocked Shots Per Game	1	24	6.3	Scoring	12	194	15.8
Home Attendance Avg.	1	1	11,436	Assists Per Game	10	197	3.8
				Field Goal Percentage	5	108	.535
				Assist-to-Turnover Ratio	2	8	5.0
				Mikiah Herbert Harrigan	SEC	NCAA	Actual
				Blocked Shots Per Game	13	211	1.25
				A'ja Wilson	SEC	NCAA	Actual
				Scoring	20	—	—
				Blocked Shots Per Game	1	27	2.75

State, Kentucky and Tennessee, respectively.

South Carolina's schedule features 11 games against teams ranked in either the AP or USA Today Coaches Top 25 this week, including five against non-conference opponents – Ohio State, Louisville, Texas, UCLA and UConn. Just one of those five games are in the friendly confines of Colonial Life Arena.

Ranked Readings

Under head coach Dawn Staley, South Carolina is 40-44 against nationally ranked opponents. That record is skewed by the early seasons of her tenure as the Gamecocks are 25-5 mark since the start of the 2014-15 campaign. South Carolina is 11-3 against top-10 opponents since during that time.

Four x 1,000

South Carolina boasts four 1,000-point scorers on this season's roster, led by Alaina Coates (1,307) and A'ja Wilson (1,069). Junior transfers Kaela Davis (1,310 – 1,246 at Georgia Tech) and Allisha Gray (1,116 – 1,053 at North Carolina). All four were first-team all-conference selections in their respective leagues last season as well.

Back in (Garnet and) Black

The Gamecocks return four letterwinners from last season with a fifth, Tiffany Davis, returning after missing 2015-16 due to injury. Five of those six letterwinners are junior and seniors.

New Faces

Five new Gamecocks join the fold this season with the four freshmen taking the court right away. Junior forward Alexis Jennings will sit out this season due to NCAA transfer rules.

Guard Tyasha Harris (Noblesville, Ind.) headlines the freshman class, coming off a summer spent helping the U.S. to its seventh-straight gold medal in the FIBA U18 Americas Championship. Araion Bradshaw (Hyde Park, Mass.) and Victoria Patrick (Orlando, Fla.) join her in the guard spot. Bradshaw is point guard with good court vision, and Patrick comes in as a scorer to help stretch the floor. Forward Mikiah Herbert Harrigan rounds out the class, bringing athleticism, speed and perimeter shooting to the team.

The quartet got solid experience in the Gamecocks' last three games, averaging 19.0 points on 41.8 percent shooting, 9.0 rebounds and 5.0 assists over the stretch.

Alai-ja Awaits

Opponents may be inclined to think of the paint as the Gamecock-owned continent of Alai-ja as senior center Alaina Coates and junior forward A'ja Wilson have firmly planted the flag in the lane on both ends of the court. Earning All-America and First-Team All-SEC status last season, the duo averaged a combined 27.3 points, 18.5 rebounds and 4.2 blocks. In the Gamecocks' 15 games against ranked opponents, the pair were even more dominant with 29.7 points per game, 20.3

rebounds per contest and 4.9 blocks per outing.

Both were on numerous preseason All-America lists this season with Wilson grabbing 32 of a possible 33 first-team votes from the Associated Press. ESPN tapped Wilson as the top player in the nation this season as well, naming Coates the No. 9 player.

SEC Active

Senior Alaina Coates and junior A'ja Wilson feature prominently in the SEC's active leader boards this season.

Coates is running away with the double-double chart at 45 and the rebounding mark at 980 – more than 350 more than the second-place player. Coates' 176 career blocks are just behind league leader Wilson's 179, more than 60 ahead of third place. Coates is second in scoring at 1,307 and third in field goals made (487).

In addition to leading the blocks list, Wilson is third in double-doubles with 19 and sixth in scoring with 1,069 career points. She is fifth in rebounding (548).

Great Gamecock Fans

With over 10,000 season-ticket holders for the second-straight season, South Carolina leads the nation in average attendance at 11,436 and is the only program drawing at last 10,000 fans per game. Of the five games this season to draw five-digit fans, the Gamecocks own three of them.

The Gamecocks have posted the highest

Record Book Watch

The Gamecocks' starting frontcourt of Alaina Coates and A'ja Wilson are moving up the career record books quickly. Here's their current standing:

Free Throws Made

Player	Gms	FTM
1. Shannon Johnson (1993-96)	109	478
2. Martha Parker (1986-89)	124	473
3. Tiffany Mitchell (2013-16)	139	447
4. Sheila Foster (1979-82)	134	418
5. Jocelyn Penn (1999-03)	117	411
6. Nikki Miars (1996-99)	108	357
7. Alaina Coates (2014-present)	109	333
Annie Lester (1997-2000)	110	333
9. Aleighsa Welch (2012-15)	137	329
10. Marsha Williams (1990-93)	116	319

Free Throw Attempts

Player	Gms	FTA
1. Shannon Johnson (1993-96)	109	679
2. Martha Parker (1986-89)	124	641
3. Sheila Foster (1979-82)	134	624
4. Jocelyn Penn (1999-03)	117	604
5. Tiffany Mitchell (2013-16)	139	578
6. Aleighsa Welch (2012-15)	137	545
7. Alaina Coates (2014-present)	109	526
8. Marsha Williams (1990-93)	116	513
9. Nikki Miars (1996-99)	108	474
10. Annie Lester (1997-2000)	110	455

Rebounds

Player	Gms	Reb.
1. Sheila Foster (1979-82)	134	1427
2. Marsha Williams (1990-93)	116	1026
3. Alaina Coates (2014-present)	109	980
4. Aleighsa Welch (2012-15)	137	956
5. Schonna Banner (1987-90)	125	901
6. Sharon Gilmore (1983-86)	110	882
7. Denise Nanney (1975-77)	78	877
8. Brantley Southers (1982-86)	120	862
9. Petra Ujhelyi (2000-03)	119	834
10. Katrina Anderson (1978-79)	71	805

Offensive Rebounds (Since 1987-88)

Player	Gms	Reb.
1. Aleighsa Welch (2012-15)	137	449
2. Marsha Williams (1990-93)	116	427
3. Annie Lester (1997-2000)	110	348
4. Jocelyn Penn (1999-03)	117	345
5. Ashley Bruner (2010-13)	128	338
6. Alaina Coates (2014-present)	109	303
7. Demetress Adams (2006-09)	112	274
8. Petra Ujhelyi (2000-03)	119	255
9. Michelle Murray (1990-93)	96	254
10. Charenee Stephens (2009-12)	110	253

Double-Doubles

Player	Gms	Dbl-Dbl.
1. Sheila Foster (1979-82)	134	72
2. Alaina Coates (2014-present)	109	45
3. Marsha Williams (1990-93)	116	44
4. Denise Nanney (1975-77)	78	42
5. Katrina Anderson (1978-79)	71	41
6. Sharon Gilmore (1983-86)	110	32
7. Brantley Southers (1982-86)	120	29
8. Beth Hunt (1989-90)	63	27
9. Schonna Banner (1987-90)	125	25
10. Aleighsa Welch (2012-15)	137	24
— A'ja Wilson (2015-present)	70	19

Blocked Shots

Player	Gms	Blk
1. A'ja Wilson (2015-present)	70	179
2. Lakesha Tolliver (2004-07)	112	177
3. Alaina Coates (2014-present)	109	176
4. Elem Ibiam (2012-15)	126	164
5. Michelle Murray (1990-93)	96	148
6. Petra Ujhelyi (2000-03)	119	143
7. Demetress Adams (2006-09)	112	140
8. Ilona Burgrova (2005-08)	123	133
9. Aleighsa Welch (2012-15)	137	130
10. Iva Sliskovic (2004-07)	119	114

Gamecocks in 2016-17 National Polls

Poll	Pre	11/14	11/21	11/28	12/5	12/12	12/19	12/26	1/2	1/9	1/16	1/23	1/30	2/6	2/13	2/20	2/27	3/6	3/12	Final
Associated Press	4	4	3																	
Coaches	3	3	3																	

average attendance at the end of the last two seasons and have enjoyed steady fan growth over the last five years – 3,952 in 2012-13; 6,371 in 2013-14; 12,293 in 2014-15; 14,364 in 2015-16.

Quarter Breakdown

Through four games this season, South Carolina has out-cored its opponent in all but one quarter – first quarter at #7/6 Ohio State (Nov. 14) 17-18. The Gamecocks have out-paced their opponent by double digits seven times in the 16 quarters, including a season-high differential of 25 points (37-12) in the first quarter against Saint Peter's (Nov. 22).

South Carolina has shot at least 50.0 percent from the field 10 times in its 16 quarters of action, led by a its 71.4 percent accuracy in the first quarter against Saint Peter's (Nov. 22). The Gamecocks' 37 points in that quarter are the most for the program since the NCAA went to the format for the 2015-16 season.

Here's a more detailed look at the quarter-by-quarter production for the Gamecocks this season:

Qtr.	SC/Opp Avg. Pts	SC/Opp FG%	Avg. Pts. Margin
1	23.5/12.5	.479/.313	+11.0
2	27.5/13.8	.592/.339	+13.8
3	20.5/12.8	.500/.327	+7.8
4	17.5/10.5	.418/.254	+7.0

Individually, junior guard Kaela Davis leads the Gamecocks with four double-digit scoring quarters. Senior center Alaina Coates' 12 points in the second quarter against Hampton are the most in any quarter this season.

Location, Location, Location

South Carolina averages 48.0 points in the paint this season, making up 53.9 percent of the Gamecocks' offense. No opponent has out-scored South Carolina in the paint this season, and the

Gamecocks have out-paced their opponents in that space by 30.0 points per game. Their interior advantage has been at least 20 points three times, including a season-high 44 points against Maine (Nov. 21).

Fourth Follow-Up?

The Gamecocks enter the 2016-17 season as the three-time reigning SEC regular-season champions, becoming just the third program to win three straight titles, joining Tennessee (2000-04 and 1993-95) and Auburn (1987-89).

SEC coaches and the media picked the Gamecocks to claim the conference title again this season. The league has had the same champion four straight seasons just once before when Tennessee claimed its fourth straight in 2003 en route to the league-record five consecutive titles (2000-04).

The Amazing Technicolor Dream Coates

After closing her junior season averaging a double-double both overall and in SEC play, senior center Alaina Coates is back at it this season. The Irmo, S.C., native is sixth in the nation in rebounding with an SEC-best 12.5 boards per game and sits seventh in the SEC with her team-high 16.5 points per game. Her 76.9 percent field goal shooting ranks second in the country, and her three double-doubles are seventh.

In the midst of one of the most productive careers for a post player in South Carolina history, Coates is 20 rebounds shy of becoming just the third Gamecock all-time to record 1,000 career points and 1,000 career rebounds. Her 45 career double-doubles are second in program history, trailing only Gamecock legend Sheila Foster's school-record 72. Coates is also a defensive force, ranking third in career blocked shots at 176, just one out of second place.

2016-17 Double-Doubles

Alaina Coates (3)

11/14	at Ohio State	10 pts/13 rebs
11/20	Hampton	28 pts/16 rebs
11/21	Maine	12 pts/14 rebs

Kaela Davis (1)

11/14	at Ohio State	37 pts/10 rebs
-------	---------------	----------------

2016-17 Awards

Alaina Coates

SEC Player of the Week (11/15-21)

Rated No. 9 player in the nation by espnW

Preseason All-America Second Team (espnW,

Lindy's, Sporting News)

Preseason All-SEC First Team (Media, Coaches)

A'ja Wilson

Rated No. 1 player in the nation by espnW

Preseason All-America First Team (AP, espnW,

Athlon, Lindy's, Sporting News)

Preseason SEC Player of the Year (Media, Coaches)

Preseason All-SEC First Team (Media, Coaches)

Team

Preseason Rankings – #2 USBWA; #3 USA Today/

Coaches, ESPN, Athlon; #4 AP, Lindy's; #6

Sporting News; #7 SLAM

Predicted SEC Champion (Media, Coaches)

AW = All-World

In her third season at South Carolina, junior forward A'ja Wilson is already one of the most decorated Gamecocks in program history as a three-time All-American, the reigning SEC Player and Defensive Player of the Year and a finalist for all three national player of the year awards last season.

This season, Wilson shrugged off a foul-plagued season opener to score double figures in

The Staley Era

In her ninth season at the South Carolina helm, head coach Dawn Staley has guided the program to unprecedented success not just in the SEC but on the national stage as well. Staley led the program to its first ever No. 1 ranking in both the AP and USA Today/Coaches Poll. She also delivered the first SEC regular-season and tournament championships. In fact, Staley has accounted for 83 of the program's all-time 147 SEC regular-season victories – 56.5 percent in just eight of the 25 seasons the Gamecocks have been in the league.

The Staley Era (2008-09 through present)

Wins	
30-Win Seasons.....	2
25-Win Seasons.....	5
20-Win Seasons.....	5
Winning Seasons.....	6

National Rankings

Weeks in the AP Top 25.....	81
Weeks in the AP Top 10.....	54
Weeks in the AP Top 3.....	41
Weeks at AP No. 1.....	12

Postseason

NCAA Tournament Appearances.....	5
NCAA Sweet 16s.....	4
NCAA Final Fours.....	1

In the SEC

Regular-Season Championships.....	3
Regular-Season Top 5 Finishes.....	6
Tournament Championships.....	2
Double-Digit Wins.....	5

Pre-Staley in the SEC (1991-92 through 2007-08)

Wins	
30-Win Seasons.....	0
25-Win Seasons.....	1
20-Win Seasons.....	2
Winning Seasons.....	

National Rankings

Weeks in the AP Top 25.....	32
Weeks in the AP Top 10.....	6
Weeks in the AP Top 3.....	0
Weeks at AP No. 1.....	0

Postseason

NCAA Tournament Appearances.....	2
NCAA Sweet 16s.....	1
NCAA Final Fours.....	0

In the SEC

Regular-Season Championships.....	0
Regular-Season Top 5 Finishes.....	2
Tournament Championships.....	0
Double-Digit Wins.....	1

Pre-Staley All-Time (1974-75 through 2007-08)

Wins	
30-Win Seasons.....	1
25-Win Seasons.....	3
20-Win Seasons.....	9
Winning Seasons.....	

National Rankings

Weeks in the AP Top 25.....	130
Weeks in the AP Top 10.....	31
Weeks in the AP Top 3.....	6
Weeks at AP No. 1.....	0

Postseason

NCAA Tournament Appearances.....	8
NCAA Sweet 16s.....	3
NCAA Final Fours.....	0

In Conference (SEC and Metro 1983-84 thru 1990-91)

Regular-Season Championships.....	5
Regular-Season Top 5 Finishes.....	10
Tournament Championships.....	3
Double-Digit Wins.....	5

Games Led Team In...

(Tied for team lead in each category included)

Scoring	2016-17	Career	Record
Alaina Coates	2	21	19-2
A'ja Wilson	1	31	28-3
Kaela Davis	1	1	1-0
Bianca Cuevas-Moore	0	3	3-0
Rebounding	2016-17	Career	Record
Alaina Coates	3	61	57-4
Doniyah Cliney	1	1	1-0
Allisha Gray	1	1	1-0
A'ja Wilson	0	23	22-1
Assists	2016-17	Career	Record
Kaela Davis	2	2	2-0
A'ja Wilson	1	2	2-0
Doniyah Cliney	1	1	1-0
Bianca Cuevas-Moore	0	11	10-1
Alaina Coates	0	3	3-0

Miscellaneous Stats

Triple-Doubles	2016-17	Career	Record
Alaina Coates	0	1	1-0
Double-Doubles	2016-17	Career	Record
Alaina Coates	3	45	43-2
Kaela Davis	1	1	1-0
A'ja Wilson	0	19	17-2
30+ Points	2016-17	Career	Record
Kaela Davis	1	1	1-0
20+ Points	2016-17	Career	Record
Alaina Coates	1	13	12-1
A'ja Wilson	1	13	12-1
Kaela Davis	1	1	1-0
Allisha Gray	1	1	1-0
Bianca Cuevas-Moore	0	2	2-0
10+ Points	2016-17	Career	Record
Alaina Coates	4	75	72-3
Allisha Gray	4	4	4-0
A'ja Wilson	3	60	55-5
Kaela Davis	3	3	3-0
Bianca Cuevas-Moore	1	17	17-0
M. Herbert Harrigan	1	1	1-0
Doniyah Cliney	0	1	1-0
Tiffany Davis	0	1	1-0
10+ Rebounds	2016-17	Career	Record
Alaina Coates	3	51	50-1
Kaela Davis	1	1	1-0
A'ja Wilson	0	20	18-2
5+ Assists	2016-17	Career	Record
Kaela Davis	2	2	2-0
Allisha Gray	1	1	1-0
Bianca Cuevas-Moore	0	6	6-0
Alaina Coates	0	1	1-0
5+ Steals	2016-17	Career	Record
Bianca Cuevas-Moore	1	2	2-0
Tiffany Davis	0	1	1-0
5+ Blocks	2016-17	Career	Record
A'ja Wilson	0	7	6-1
Alaina Coates	0	4	4-0

each of the last three games, averaging 16.0 points on 60.0 percent field goal shooting in that stretch.

Defensively, Wilson is just as strong as last season when she set the school record for blocked shots in a season with 103. This season, her SEC-best 2.75 blocks per game rank 27th in the nation. Her two blocks against Saint Peter's (Nov. 22) made her the school-record holder with 179 in her career.

KD for 3

Junior transfer Kaela Davis wasted little time making her mark on the Gamecock program, opening her South Carolina career with a 37-point, 10-rebound, five-assist effort at No. 7/6 Ohio State (Nov. 14). Her 2.5 made 3s per game rank her fourth in the SEC as does her 47.6 percent shooting from beyond the arc. With 16.0 points per game, she ranks 14th in the league in scoring.

Davis established herself as an elite scorer in two seasons at Georgia Tech, where she became the fastest Yellow Jacket to 1,000 career points, needing just 52 games to hit the mark, and was a two-time First-Team All-ACC selection.

So far at South Carolina Davis has proven to be much more, showing the ability and willingness

to play a variety of positions. She leads the team in assists, ranking seventh in the SEC at 4.0 per game, and is third on the squad in rebounding with 5.8 boards per outing.

Gray Area

Junior transfer Allisha Gray may be the Gamecocks' most quiet and consistent assailant. The unassuming six-foot guard amassed 1,000 points in her first two seasons at North Carolina and opened her South Carolina career with a 24-point outing at No. 7/6 Ohio State that included 10-of-18 shooting and some of the most momentum-killing baskets of the game. She has scored in double figures every game this season with sniper-like accuracy to rank 12th in the SEC in scoring (15.8 ppg) and fifth in field goal percentage (.535).

Gray's contributions go beyond the scoring column, though. With 15 assists against just three turnovers she is eighth in the nation in assist-to-turnover ratio (5.0) while ranking among the SEC's top 10 in assists per game (3.8). She led the team in rebounding against Saint Peter's and averages 4.8 per contest.

2016-17 Scoring Differentials

Largest lead in a win	by 57 (93-36), 4th-1:37, vs. Saint Peter's, 11/22
Largest deficit overcome to win	by 3 (0-3), 1st-9:27, vs. Hampton, 11/20
	by 3 (15-18), 1st-00:46, at #7/6 Ohio State, 11/14
Largest lead given up in a loss	
Largest deficit in a loss	

Team Specialty Stats

South Carolina-Opponent

	Pts. in Paint	Pts. Off TOs	2nd Chance Pts	Fast Break Pts
11/14 at OSU	44-30	16-17	13-12	18-12
11/20 HU	46-20	35-2	23-7	12-3
11/21 Maine	52-8	20-7	14-2	11-0
11/22 SPU	50-14	30-8	17-9	26-0
11/27 vs. UL				
12/1 at Texas				
12/4 at Duke				
12/11 Minn.				
12/15 Clem.				
12/18 UCLA				
12/21 at SSU				
1/1 Ala.				
1/5 at Aub.				
1/8 at Fla.				
1/12 UGa				
1/15 at LSU				
1/19 Miss.				
1/23 MSU				
1/26 at UGa				
1/30 Tenn.				
2/2 at UK				
2/5 at Ark.				
2/9 Aub.				
2/13 at UConn				
2/16 Vandy				
2/19 at Mizz.				
2/23 at TAMU				
2/26 UK				
Season Avg.	48.0-18.0	25.2-8.5	16.8-7.5	16.8-3.8

Starters vs. Bench Points

	SC Starters	Opp. Starters	SC Bench	Opp. Bench
11/14 at OSU	85	76	7	4
11/20 HU	71	23	21	15
11/21 Maine	53	16	26	26
11/22 SPU	68	28	25	10
11/27 vs. UL				
12/1 at Texas				
12/4 at Duke				
12/11 Minn.				
12/15 Clem.				
12/18 UCLA				
12/21 at SSU				
1/1 Ala.				
1/5 at Aub.				
1/8 at Fla.				
1/12 UGa				
1/15 at LSU				
1/19 Miss.				
1/23 MSU				
1/26 at UGa				
1/30 Tenn.				
2/2 at UK				
2/5 at Ark.				
2/9 Aub.				
2/13 at UConn				
2/16 Vandy				
2/19 at Mizz.				
2/23 at TAMU				
2/26 UK				
Season Avg.	69.2	35.7	19.8	13.8

Bronx Bandit

Earning a steady starting role for the first time in her career, point guard Bianca Cuevas-Moore is directing the team on both sides of the ball with the maturity typical of a junior playing the position under Staley. The transition has Cuevas-Moore balancing her blazing speed and instinct to attack with abandon against her improved communication and ability to set up her teammates. She has multiple assists in three of the first four games this season and has committed multiple turnovers just once.

What hasn't changed in Cuevas-Moore's game is her lightning quick hands on defense. She matched her career high with five steals against Saint Peter's (Nov. 22) and has at least two steals in each game this season. Cuevas-Moore ranks second in the SEC with 3.0 steals per game – good for 48th in the nation.

Designated Survivor

As the lone non-starting post player on the Gamecocks' active roster, freshman forward Mikiah Herbert Harrigan has been put in the brightest spotlight of the newcomers. Charged with learning lessons from All-Americans Alaina Coates and A'ja Wilson, the lithe, athletic Herbert Harrigan is rising to the challenge early in the season, ranking 13th in the SEC in blocked shots at 1.25 per game.

Pressed into service early at #7/6 Ohio State (Nov. 14) when Wilson endured foul trouble throughout the game, Herbert Harrigan reeled in five rebounds in just four minutes in the first quarter.

After the initial trial by fire on the road against a top-10 opponent, the Florida native thrived in the next three games, averaging 10.0 points, 6.3 rebounds and 1.3 blocks per game.

USA Basketball Connection

At least one Gamecock has donned the red, white and blue for USA Basketball in each of the last three summers, and the group has helped six U.S. teams to gold medals in that time. Former Gamecock Tiffany Mitchell got the streak started with her FIBA 3x3 World Championship gold in 2014, which A'ja Wilson and Dawn Staley matched with a gold in the 2014 FIBA U18 Americas Championship. Staley went on to assist on USA Basketball's FIBA World Championship gold-medal team that same year. The next summer, Wilson and Staley claimed the 2015 FIBA U19 World Championship gold. This summer, incoming freshman Tyasha Harris steered Staley's U.S. U18 team to a gold in the FIBA U18 Americas Championship.

AP Top 25

(Week of 11/21)

1.	Notre Dame	4-0
2.	Connecticut	3-0
3.	South Carolina	2-0
4.	Louisville	5-0
5.	Baylor	3-1
6.	Maryland	4-0
7.	Mississippi State	4-0
8.	Ohio State	3-1
9.	UCLA	3-1
10.	Florida State	3-1
11.	Stanford	3-1
12.	Syracuse	3-0
13.	Oklahoma	3-0
14.	Texas	1-2
15.	Washington	3-1
16.	Florida	3-0
17.	Tennessee	3-1
18.	DePaul	3-0
19.	West Virginia	3-0
20.	Kentucky	3-1
21.	Miami	3-1
22.	Oregon State	3-0
23.	Arizona State	2-1
24.	Michigan State	4-0
25.	Gonzaga	3-0

USA Today Coaches Top 25

(Week of 11/21)

1.	Notre Dame	4-0
2.	Connecticut	3-0
3.	South Carolina	2-0
4.	Louisville	5-0
5.	Maryland	4-0
6.	Baylor	3-1
7.	Mississippi State	4-0
8.	Ohio State	3-1
9.	Florida State	3-1
10.	UCLA	3-1
11.	Stanford	3-1
12.	Oklahoma	3-0
13.	Washington	3-1
14.	Texas	1-2
15.	Oregon State	3-0
16.	Tennessee	3-1
17.	DePaul	3-0
18.	Syracuse	3-0
19.	Michigan State	4-0
20.	Florida	3-0
21.	Arizona State	2-1
22.	Miami	3-1
23.	West Virginia	3-0
24.	Kentucky	3-1
25.	Texas A&M	3-0

2016-17 Roster

No.	Name	Pos.	Ht.	Yr.	Hometown/Last School
0	Victoria Patrick	G	5-8	Fr.	Orlando, Fla./Edgewater
1	Bianca Cuevas-Moore	G	5-6	Jr.	Bronx, N.Y./Nazareth Regional
3	Kaela Davis	G	6-2	Jr.	Suwanee, Ga./Georgia Tech
4	Doniyah Cliney	G	6-0	So.	Newark, N.J./Malcolm X Shabazz
10	Allisha Gray	G	6-0	Jr.	Sandersville, Ga./North Carolina
12	Araion Bradshaw	G	5-6	Fr.	Boston, Mass./Tabor Academy
15	Tiffany Davis	G	5-7	Sr.	Houston Texas/Westbury Christian
21	Mikiah Herbert Harrigan	F	6-2	Fr.	Pembroke Pines, Fla./Flanagan
22	A'ja Wilson	F	6-5	Jr.	Hopkins, S.C./Heathwood Hall
35	Alexis Jennings*	F	6-2	Jr.	Madison, Ala./Kentucky
41	Alaina Coates	C	6-4	Sr.	Irmo, S.C./Dutch Fork
52	Tyasha Harris	G	5-10	Fr.	Noblesville, Ind./Heritage Christian

* indicates will sit out 2015-16 due to NCAA transfer rules

Head Coach: Dawn Staley

Assoc. Head Coach: Lisa Boyer; **Assistant Coaches:** Nikki McCray-Penson, Fred Chmiel

Director of Coaching Offensive Analytics: Melanie Balcomb

South Carolina's Record When...

	vs. Ranked	SEC	All
Record.....	1-0		4-0
Playing a ranked opponent.....	1-0		1-0
Playing at home.....	0-0		3-0
Playing on the road.....	1-0		1-0
Playing at neutral site.....	0-0		0-0
Leading at half.....	1-0		4-0
Trailing at half.....	0-0		0-0
Tied at half.....	0-0		0-0
Playing an overtime game.....	0-0		0-0
0 players score in double figures.....	0-0		0-0
1 player scores in double figures.....	0-0		0-0
2 players score in double figures.....	0-0		0-0
3 players score in double figures.....	0-0		1-0
4 players score in double figures.....	1-0		1-0
5 players score in double figures.....	0-0		2-0
More than 5 players in double figures.....	0-0		0-0
Starters out-score opponent's starters.....	1-0		4-0
Opponent's starters score equal/more.....	0-0		0-0
Bench out-scores opponent's bench.....	1-0		3-0
Opponent's bench scores equal/more.....	0-0		1-0
Shooting 50% or better.....	0-0		2-0
Shooting between 40-49%.....	1-0		2-0
Shooting between 30-39%.....	0-0		0-0
Shooting less than 30%.....	0-0		0-0
Opponent shoots 50% or better.....	0-0		0-0
Opponent shoots between 40-49%.....	1-0		1-0
Opponent shoots between 30-39%.....	0-0		0-0
Opponent shoots less than 30%.....	0-0		3-0
Shooting better than opponent.....	1-0		4-0
Shooting worse than/equal to opponent.....	0-0		0-0
Having more FTs made than opponent.....	1-0		4-0
Having equal/less FTs made than opponent.....	0-0		0-0
Out-rebounding opponent.....	1-0		4-0
Having equal/less rebounds than opponent.....	0-0		0-0
Having fewer TOs than opponent.....	0-0		3-0
Having equal or more TOs than opponent.....	1-0		1-0
Attempting more FT than 3FG.....	1-0		3-0
Attempting equal/less FT than 3FG.....	0-0		1-0
Making 5 or more 3FGs.....	0-0		2-0
Making less than 5 3FGs.....	1-0		2-0
Making no 3 FGs.....	0-0		0-0
Attempting 15 or more 3FGs.....	0-0		2-0
Attempting less than 15 3FGs.....	1-0		2-0

	vs. Ranked	SEC	All
No South Carolina players foul out.....	0-0		3-0
One or more SC players foul out.....	1-0		1-0
Assist at least half of field goals made.....	1-0		4-0
Assist on at least 2/3 of field goals made.....	0-0		0-0
Assist on less than half of field goals made.....	0-0		0-0
Scoring more pts. in paint than opponent.....	1-0		4-0
Scoring equal/less pts. in paint than opp.....	0-0		0-0
Scoring more pts. off TOs than opponent.....	0-0		3-0
Scoring equal/less pts. off TOs than opp.....	1-0		1-0
Scoring more 2nd-chance pts.....	1-0		4-0
Scoring equal/less 2nd-chance pts.....	0-0		0-0
Scoring more fast break pts.....	1-0		4-0
Scoring equal/less fast break pts.....	0-0		0-0
Wearing white uniforms.....	0-0		3-0
Wearing black uniforms.....	1-0		1-0
Wearing garnet uniforms.....	0-0		0-0
Wearing pink uniforms.....	0-0		0-0
Playing in November.....	1-0		4-0
Playing in December.....	0-0		0-0
Playing in January.....	0-0		0-0
Playing in February.....	0-0		0-0
Playing in March.....	0-0		0-0
Playing during the day.....	0-0		1-0
Playing at night.....	1-0		3-0
Playing on Sunday.....	0-0		1-0
Playing on Monday.....	1-0		2-0
Playing on Tuesday.....	0-0		1-0
Playing on Wednesday.....	0-0		0-0
Playing on Thursday.....	0-0		0-0
Playing on Friday.....	0-0		0-0
Playing on Saturday.....	0-0		0-0
Margin is less than 5 pts.....	0-0		0-0
Margin is between 5-9.....	0-0		0-0
Margin is between 10-19.....	1-0		1-0
Margin is between 20-29.....	0-0		0-0
Margin is between 30-39.....	0-0		1-0
Margin is between 40-49.....	0-0		0-0
Margin is 50 pts. or more.....	0-0		2-0
Having a 20-pt. scorer.....	1-0		2-0
Having a 30-pt. scorer.....	1-0		1-0
Scoring 49 points or less.....	0-0		0-0
Scoring 50-59 points.....	0-0		0-0
Scoring 60-69 points.....	0-0		0-0
Scoring 70-79 points.....	0-0		1-0
Scoring 80-89 points.....	0-0		0-0
Scoring 90-99 points.....	1-0		3-0
Scoring 100 points or more.....	0-0		0-0

2016-17 Team High/Low

South Carolina Highs	South Carolina Lows	Category	Opponent Lows	Opponent Highs
93 vs. Saint Peter's, 11/22	79 vs. Maine, 11/21	Points in Game	38, Saint Peter's, 11/22 38, Hampton, 11/20	80, at Ohio State, 11/14
64 (1st) vs. Saint Peter's, 11/22	29 (2nd) vs. Saint Peter's, 11/22	Points in a Half	12 (2nd), Hampton, 11/20	41 (2nd), at Ohio State, 11/14
37 (1st) vs. Saint Peter's, 11/22	8 (4th) vs. Saint Peter's, 11/22	Points in a Quarter	4 (4th), Saint Peter's, 11/22 4 (4th), Hampton, 11/20	21(2nd), at Ohio State, 11/14
37 vs. Saint Peter's, 11/22	29 vs. Hampton, 11/20	Field Goals Made	14, Hampton, 11/20	28, at Ohio State, 11/14
70 vs. Hampton, 11/20	59 vs. Maine, 11/21	Field Goal Attempts	54, Saint Peter's, 11/22	70, at Ohio State, 11/14
.561 (37-66) vs. Saint Peter's, 11/22	.414 (29-70) vs. Hampton, 11/20	FG Percentage	.241 (14-58), Hampton, 11/20	.400 (28-70), at Ohio St., 11/14
10 vs. Saint Peter's, 11/22	3 vs. Maine, 11/21	3-Point FG Made	4, Saint Peter's, 11/22 4, Hampton, 11/20	7, at Ohio State, 11/14
24 vs. Saint Peter's, 11/22	11 at Ohio State, 11/14	3-Point FG Attempts	15, Hampton, 11/22	27, at Ohio State, 11/14
.417 (10-24) vs. Saint Peter's, 11/22	.214 (3-14) vs. Maine, 11/21	3-Point FG Percentage	.20 (4-20), Saint Peter's, 11/22	.267 (4-15), Hampton, 11/20
28 vs. Hampton, 11/20	9 vs. Saint Peter's, 11/22	Free Throws Made	2, Saint Peter's, 11/22	17, at Ohio State, 11/14
41 at Ohio State, 11/14	16 vs. Maine, 11/21	Free Throw Attempts	2, Saint Peter's, 11/22	24, at Ohio State, 11/14
.800 (28-35) vs. Hampton, 11/20	.529 (9-17) vs. Saint Peter's, 11/22	FT Percentage	.500 (6-12), Hampton, 11/20	1.00 (2-2), Saint Peter's, 11/22
50 vs. Hampton, 11/20	42 vs. Maine, 11/21	Rebounds	24, Saint Peter's, 11/22	36, Hampton, 11/20 36, at Ohio State, 11/14
22 vs. Saint Peter's, 11/22	16 at Ohio State, 11/14	Assists	6, Saint Peter's, 11/22	10, at Ohio State, 11/14
17 vs. Saint Peter's, 11/22	7 vs. Maine, 11/21	Steals	2, at Ohio State, 11/14	11, Saint Peter's, 11/22
8 vs. Hampton, 11/20	5 vs. Maine, 11/21 5 at Ohio State, 11/14	Blocked Shots	1, Saint Peter's, 11/22	5, at Ohio State, 11/14
17 at Ohio State, 11/14	9 vs. Hampton, 11/20	Turnovers	13, Maine, 11/21	24, Hampton, 11/20
22 at Ohio State, 11/14	4 vs. Saint Peter's, 11/22	Fouls	14, Saint Peter's, 11/22	29, at Ohio State, 11/14

2016-17 Individual Superlatives

Category	South Carolina	Opponent
Points in Game	37 by Kaela Davis at Ohio State, 11/14	27 by Kelsey Mitchell, at Ohio State, 11/14
Points in a Half	22 (2nd) by Kaela Davis at Ohio State, 11/14	14 (2nd) by Kelsey Mitchell, at Ohio State, 11/14
Points in a Quarter	12 (2nd) by Alaina Coates vs. Hampton, 11/20	9 (4th) by Sierra Calhoun, at Ohio State, 11/14 9 (3rd) by Kelsey Mitchell, at Ohio State, 11/14
Field Goals Made	12 by Alaina Coates vs. Hampton, 11/20	9 by Kelsey Mitchell, at Ohio State, 11/14
Field Goal Attempts	21 by Kaela Davis at Ohio State, 11/14	20 by Kelsey Mitchell, at Ohio State, 11/14
FG Percentage	.889 (8-9) by Alaina Coates vs. Saint Peter's, 11/22	.500 (6-12) by Shayla Cooper, at Ohio State, 11/14
3-Point FG Made	4 by Kaela Davis vs. Saint Peter's, 11/22 4 by Kaela Davis at Ohio State, 11/14	3 by Julie Brosseau, Maine, 11/21 3 by Kelsey Mitchell, at Ohio State, 11/14
3-Point FG Attempts	7 by Allisha Gray vs. Hampton, 11/20	11 by Kelsey Mitchell, at Ohio State, 11/14
3-Point FG Percentage	1.00 (4-4) by Kaela Davis vs. Saint Peter's, 11/22	.750 (3-4) by Julie Brosseau, Maine, 11/21
Free Throws Made	14 by A'ja Wilson vs. Hampton, 11/20	6 by Sierra Calhoun, at Ohio State, 11/14 6 by Kelsey Mitchell, at Ohio State, 11/14
Free Throw Attempts	16 by Kaela Davis at Ohio State, 11/14	7 by Sierra Calhoun, at Ohio State, 11/14 7 by Kelsey Mitchell, at Ohio State, 11/14
FT Percentage	1.00 (14-14) by A'ja Wilson vs. Hampton, 11/20	.857 (6-7) by Sierra Calhoun, at Ohio State, 11/14 .857 (6-7) by Kelsey Mitchell, at Ohio State, 11/14
Rebounds	16 by Alaina Coates vs. Hampton, 11/20	9 by Jephany Brown, Hampton, 11/20 9 by Stephanie Mavunga, at Ohio State, 11/14
Assists	5 by Allisha Gray vs. Saint Peter's, 11/22 5 by Kaela Davis vs. Hampton, 11/20 5 by Kaela Davis at Ohio State, 11/14	5 by Malia Tate-DeFreitas, Hampton, 11/20
Steals	5 by Bianca Cuevas-Moore vs. Saint Peter's, 11/22	3 by Sammy Lochner, Saint Peter's, 11/22 3 by Brianna Tarabocchia, Saint Peter's, 11/22
Blocked Shots	4 by A'ja Wilson vs. Maine, 11/21	3 by Stephanie Mavunga, at Ohio State, 11/14
Turnovers	5 by Kaela Davis at Ohio State, 11/14 5 by Mikiah Herbert Harrigan at Ohio State, 11/14	6 by Stephanie Mavunga, at Ohio State, 11/14

Gamecock Career Highs

Araion Bradshaw

Pts	3 vs. Saint Peter's, 11/22/16
FG	1 vs. Saint Peter's, 11/22/16
FGA	1 vs. Saint Peter's, 11/22/16
3FG	1 vs. Saint Peter's, 11/22/16
3FGA	1 vs. Saint Peter's, 11/22/16
Reb	1 vs. Hampton, 11/20/16
Stl	2 vs. Hampton, 11/20/16
Asst	1, 3x, last vs. Saint Peter's, 11/22/16
Min	15 vs. Saint Peter's, 11/22/16

Doniyah Cliney

Pts	10 vs. Florida, 2/11/16
FG	3, 2x, last vs. Florida, 2/11/16
FGA	5 vs. Missouri, 1/10/16
FG %	.750 (3-4) vs. Kentucky, 2/4/16
3FG	1, 5x, last vs. Saint Peter's, 11/22/16
3FGA	2, 4x, last vs. Georgia, 2/18/16
FT	3, 2x, last at Ole Miss, 2/25/16
FTA	4, 4x, last at Ole Miss, 2/25/16
FT %	1.000 (2-2) vs. Maine, 11/21/16
Reb	8 vs. Saint Peter's, 11/22/16
Off Reb	3 vs. Saint Peter's, 11/22/16
Stl	3 vs. Georgia, 2/18/16
Asst	4 vs. Maine, 11/21/16
Min	26 vs. Kentucky, 2/4/16

Alaina Coates

Pts	29 vs. Winthrop, 12/13/15
FG	13 vs. Winthrop, 12/13/15
FGA	16, 2x, last vs. Hampton, 11/20/16
FG %	1.000 (7-7) vs. SC St, 12/22/13
FT	11 at San Diego St., 11/23/13
FTA	15 at San Diego St., 11/23/13
FT %	1.000 (10-10) vs. North Carolina, 3/27/15
Reb	18 at Alabama, 2/22/16
Off Reb	8 vs. Auburn, 3/4/16
Def Reb	13, 3x, last vs. Maine, 11/21/16
Blk	10 vs. Winthrop, 12/13/15
Stl	4 at Tennessee, 2/15/16
Asst	6 at Texas A&M, 1/31/16
Min	38 at Texas A&M, 1/31/16

Bianca Cuevas-Moore

Pts	21 at Ole Miss, 2/1/15
FG	8 vs. CSUB, 11/28/15
FGA	14 at Georgia, 2/5/15
FG %	.833 (5-6) at Hampton, 12/17/14
3FG	3 vs. Kentucky, 3/5/16
3FGA	6 vs. Clemson, 11/20/14
3FG %	.667 (2-3) at Hampton, 12/17/14
FT	9 at Ole Miss, 2/1/15
FTA	11 at Ole Miss, 2/1/15
FT %	1.000 (5-5) vs. Syracuse, 3/22/15
Reb	6 at Alabama, 2/22/16
Off Reb	3 vs. Alabama, 1/29/15
Blk	2, 2x, last vs. UConn, 2/8/16
Stl	5, 2x, last vs. Saint Peter's, 11/22/16
Asst	6 vs. CSUB, 11/28/15
Min	29 at Hawaii, 11/29/15

Kaela Davis

Pts	37 at Ohio State, 11/14/16
FG	10 at Ohio State, 11/14/16
FGA	21 at Ohio State, 11/14/16
FG %	.714 (5-7) vs. Saint Peter's, 11/22/16
3FG	4, 2x, last vs. Saint Peter's, 11/22/16
3FGA	6, 2x, last vs. Maine, 11/21/16
3FG %	1.000 (4-4) vs. Saint Peter's, 11/22/16
FT	13 at Ohio State, 11/14/16
FTA	16 at Ohio State, 11/14/16
FT %	.813 (13-16) at Ohio State, 11/14/16
Reb	10 at Ohio State, 11/14/16
Off Reb	2, 2x, last vs. Hampton, 11/20/16
Stl	3 at Ohio State, 11/14/16
Asst	5, 2x, last vs. Hampton, 11/20/16
Min	36 at Ohio State, 11/14/16

Tiffany Davis

Pts	11 vs. Ole Miss, 1/30/14
FG	3 vs. Savannah State, 12/28/13
FGA	6 vs. SC State, 12/22/13
FG %	1.000 (3-3) vs. Savannah State, 12/28/13
3FG	2, 3x, last vs. Ole Miss, 1/30/14
3FGA	5 vs. Winthrop, 12/20/13
3FG %	1.000 (2-2), 3x, last vs. Ole Miss, 1/30/14
FT	4 at Tennessee, 3/2/14
FTA	4 at Tennessee, 3/2/14
FT %	1.000 (4-4) at Tennessee, 3/2/14
Reb	6 at Arkansas, 1/2/14
Off Reb	2 vs. Arkansas, 1/2/14
Stl	5 vs. Elon, 11/9/12
Asst	3, 4x, last vs. SC State, 12/22/13
Min	30 at Arkansas, 1/2/14

Allisha Gray

Pts	24 at Ohio State, 11/14/16
FG	10 at Ohio State, 11/14/16
FGA	18 at Ohio State, 11/14/16
FG %	.571 (4-7) vs. Saint Peter's, 11/22/16
3FG	2 vs. Hampton, 11/20/16
3FGA	7 vs. Hampton, 11/20/16
3FG %	.286 (2-7) vs. Hampton, 11/20/16
FT	6 vs. Hampton, 11/20/16
FTA	7 vs. Hampton, 11/20/16
FT %	.857 (6-7) vs. Hampton, 11/20/16
Reb	8 vs. Saint Peter's, 11/22/16
Off Reb	3 vs. Saint Peter's, 11/22/16
Stl	2, 2x, last vs. Hampton, 11/20/16
Asst	5 vs. Saint Peter's, 11/22/16
Min	38 at Ohio State, 11/14/16

Tyasha Harris

Pts	7 vs. Saint Peter's, 11/22/16
FG	3 vs. Saint Peter's, 11/22/16
FGA	5 vs. Saint Peter's, 11/22/16
FG %	.600 (3-5) vs. Saint Peter's, 11/22/16
3FG	1, 2x, last vs. Saint Peter's, 11/22/16
3FGA	3, 2x, last vs. Saint Peter's, 11/22/16
FT	1 at Ohio State, 11/14/16
FTA	2 at Ohio State, 11/14/16
Reb	2, 2x, last vs. Maine, 11/21/16
Stl	1 vs. Maine, 11/21/16
Asst	3, 2x, last vs. Maine, 11/21/16
Min	19, 2x, last vs. Maine, 11/21/16

Mikiah Herbert Harrigan

Pts	13 vs. Maine, 11/21/16
FG	5 vs. Maine, 11/21/16
FGA	11 vs. Saint Peter's, 11/22/16
FG %	.625 (5-8) vs. Maine, 11/21/16
3FGA	2 vs. Saint Peter's, 11/22/16
FT	3 vs. Maine, 11/21/16
FTA	5 vs. Maine, 11/21/16
FT %	.600 (3-5) vs. Maine, 11/21/16
Reb	8 vs. Maine, 11/21/16
Off Reb	4 vs. Hampton, 11/20/16
Def Reb	6 vs. Maine, 11/21/16
Stl	2 vs. Saint Peter's, 11/22/16
Asst	2, 2x, last vs. Maine, 11/21/16
Min	25 vs. Saint Peter's, 11/22/16

Victoria Patrick

Pts	4 vs. Hampton, 11/20/16
FG	1, 3x, last vs. Saint Peter's, 11/22/16
FGA	5 vs. Hampton, 11/20/16
3FG	1, 3x, last vs. Saint Peter's, 11/22/16
3FGA	4 vs. Saint Peter's, 11/22/16
FT	1 vs. Hampton, 11/20/16
FTA	2 vs. Hampton, 11/20/16
Reb	2 vs. Hampton, 11/20/16
Off Reb	1, 2x, last vs. Maine, 11/21/16
Stl	2 vs. Saint Peter's, 11/22/16
Asst	1, 2x, last vs. Saint Peter's, 11/22/16
Min	15 vs. Saint Peter's, 11/22/16

A'ja Wilson

Pts	28 vs. Duke, 12/6/15
FG	11, 2x, last vs. Texas A&M, 1/17/16
FGA	19, 2x, last vs. Texas A&M, 1/17/16
FG %	.875 (7-8) vs. Maine, 11/21/16
FT	14 vs. Hampton, 11/20/16
FTA	15 vs. LSU, 2/12/15
FT %	1.000 (14-14) vs. Hampton, 11/20/16
Reb	19 at Kentucky, 3/1/15
Off Reb	7 at Alabama, 2/22/16
Def Reb	14 at Kentucky, 3/1/15
Blk	8, 2x, last vs. Texas A&M, 1/17/16
Stl	4 vs. Syracuse, 3/25/16
Asst	4, 2x, last vs. Saint Peter's, 11/22/16
Min	39 at Texas A&M, 1/31/16

The Last Time...

Individual

Scored 50 Points

South Carolina 51, Jocelyn Penn vs. Stetson, 1/4/03
Opponent Never

Scored 40 Points

South Carolina 51, Jocelyn Penn vs. Stetson, 1/4/03
Opponent 46, Cornelia Gayden, LSU, 1/14/95

Scored 30 Points

South Carolina 37, Kaela Davis at Ohio State, 11/14/16
Opponent 36, Kelsey Mitchell, Ohio State, 11/13/15

Grabbed 20 Rebounds

South Carolina 25, Kelsey Bone vs. Boston University, 12/28/09
Opponent 24, Courtney Paris, Oklahoma, 12/30/07

Grabbed 15 Rebounds

South Carolina 16, Alaina Coates vs. Hampton, 11/20/16
Opponent 15, Shayla Cooper, Ohio State, 11/13/15

Two Players with 20 or More Points

South Carolina Alaina Coates 28/A'ja Wilson 20 vs. Hampton, 11/20/16
Opponent Kelsey Mitchell 36/Ameryst Alston 23, Ohio State, 11/13/15

Two Players with 10 or More Rebounds

South Carolina Alaina Coates 13/Kaela Davis 10 at Ohio State, 11/14/16
Opponent Breanna Stewart 10/Gabby Williams 10, UConn, 2/8/16

Had 10 Assists

South Carolina 10, Tina Roy vs. Savannah State, 12/14/14
Opponent 11, Marneshia Richard, Mississippi State, 1/21/07

Had Five Steals

South Carolina 5, Bianca Cuevas-Moore vs. Saint Peter's, 11/22/16
Opponent 6, Jordyn Canada, at UCLA, 11/22/15

Had Five Blocked Shots

South Carolina 5, A'ja Wilson at Ole Miss, 2/25/16
Opponent 5, Breanna Stewart, UConn, 2/8/16

Had a Double-Double

South Carolina Alaina Coates (12 pts/14 rebs) vs. Maine, 11/21/16
Opponent Bashaara Graves (13 pts/10 rebs), at Tennessee, 2/15/16

Two Players had a Double-Double

South Carolina Kaela Davis (37 pts/10 rebs)/Alaina Coates (10 pts/13 rebs) at Ohio State, 11/14/16
Opponent Sheila Boykin (12 pts/12 rebs)/Danielle Ballard (16 pts/12 rebs), LSU, 2/12/15

Three Players had a Double-Double

South Carolina Ashley Bruner (16 pts/12 rebs)/Aleighsa Welch (16 pts/ 11 rebs)/Elem Ibiam (12 pts/10 rebs) vs. Kansas, 3/25/13
Opponent Merlakia Jones (26 pts/10 rebs)/Takilya Davis (19 pts/13 rebs)/DeLisha Milton (14 pts/15 rebs), at Florida, 2/20/94

Had a Triple-Double

South Carolina Alaina Coates (29 pts/16 rebs/10 blks) vs. Winthrop, 12/13/15
Opponent Never

Team

Scored 100 Points

South Carolina 102 at Alabama, 1/8/15
Opponent 103, Clemson, 11/21/03

Won by 30 or More Points

South Carolina 93-38 (55) vs. Saint Peter's, 11/22/16
Opponent 66-34 (32), Georgia, 3/4/11

Shot 65% or Better from the Field

South Carolina .652 (45-69) vs. East Tennessee State, 12/19/00
Opponent Never

Shot 60% or Better from the Field

South Carolina .612 (30-49) vs. Florida State, 3/29/15
Opponent .604 (29-48), Vanderbilt, 1/18/01

Shot 50% or Better from the Field

South Carolina .561 (37-66) vs. Saint Peter's, 11/22/16
Opponent .554 (31-56), at UConn, 2/9/15

No Players in Double-Figure Points

South Carolina at Auburn, 1/19/12
Opponent Arkansas, 1/3/16

Five Players in Double-Figure Points

South Carolina vs. Saint Peter's, 11/22/16
Opponent Arkansas, 2/14/10

More Than Five Players in Double-Figure Points

South Carolina 6 vs. Syracuse, 3/22/15
Opponent 6 at Georgia, 2/13/03

Faced AP Top-25 Opponent

Win 66-52 vs. No. 16 Mississippi State, 3/6/16
Loss 72-80 vs. No. 14 Syracuse, 3/25/16

Faced AP Top-10 Opponent

Win 92-80 at No. 7/6 Ohio State, 11/14/16
Loss 87-62 at No. 2 UConn, 2/9/15

Faced AP Top-5 Opponent

Win 62-46 vs. No. 5 Tennessee, 3/8/15
Loss 87-62 at No. 2 UConn, 2/9/15

Faced AP No. 1 Team

Win Never
Loss 54-66 vs. No. 1 UConn, 2/8/16

Overtime Game

Win 58-55 vs. Drexel, 11/28/12
Loss 65-57 at Texas A&M, 1/16/14

Double-Overtime Game

Win 92-91 at Florida State, 2/4/91
Loss 92-94 at Clemson, 11/19/09

South Carolina Was Ranked (AP Poll)

No. 1 2/9/15
Top 5 No. 3, 11/21/16
Top 10 No. 8, 3/17/14
Top 25 No. 13, 12/30/13

Staley Era Team Records

Italics indicates set in 2016-17

Scoring

Most	Points
1. vs. Savannah State, 12/14/14	111
2. at Alabama, 1/8/15	102
3. vs. Clemson, 11/20/14	99
vs. Ole Miss, 1/30/14	99
vs. Charleston Southern, 11/9/13	99

Fewest	Points
1. at Stanford, 11/26/10	32
2. vs. Georgia, 3/4/11	34
3. vs. Mississippi State, 3/5/09	39
4. at Georgia, 1/13/13	40
5. at Mississippi State, 2/26/09	41

Fewest Allowed	Points
1. vs. South Carolina State, 12/14/11	21
2. vs. Presbyterian, 11/27/11	24
3. vs. NC Central, 12/1/14	26
vs. SC State, 12/22/13	26
5. vs. NC Central, 12/2/13	27

Most Allowed	Points
1. at Clemson, 11/19/09	94
2. vs. North Carolina, 12/20/09	93
3. at Connecticut, 2/9/15	87
4. vs. Xavier, 11/12/10	84
5. at Tennessee, 2/17/11	82
at Florida, 2/22/09	82

Margin of Outcome

Victory	Score	Margin
1. vs. Charleston Southern, 11/8/13	99-29	+70
2. vs. NC Central, 12/1/14	90-26	+64
3. vs. Savannah State, 12/14/14	111-49	+62
4. vs. Clemson, 11/20/14	99-41	+58
5. vs. <i>Saint Peter's</i> , 11/22/16	93-38	+55

Defeat	Score	Margin
1. at Stanford, 11/26/10	32-70	-38
2. vs. Georgia, 3/4/11	34-66	-32
3. vs. Stanford, 12/19/08	47-78	-31
4. at Penn State, 11/21/10	48-78	-30
5. vs. Connecticut, 12/28/08	48-77	-29

Field Goals

Made	FGM
1. vs. Charleston Southern, 11/8/13	39
2. vs. Savannah State, 12/14/14	38
vs. Clemson, 11/20/14	38
4. vs. <i>Saint Peter's</i> , 11/22/16	37
vs. Kentucky, 3/5/16	37
at Alabama, 1/8/15	37
vs. Central Michigan, 12/20/14	37

Attempts	FGA
1. vs. Penn State, 11/20/11	76
2. at Clemson, 11/19/09	74
3. vs. Tennessee, 1/20/11	73
4. vs. Central Michigan, 12/20/14	72
vs. Clemson, 11/20/14	72
vs. Kansas, 3/25/13	72

Highest Percentage (Min. 40 FGA)	FGM-A	Pct
1. vs. Savannah State, 3/20/15	34-53	.642
2. at Alabama, 1/8/15	37-58	.638
3. vs. Florida State, 3/29/15	30-49	.612
4. vs. Charleston Southern, 11/14/13	39-64	.609
5. vs. Ole Miss, 1/30/14	31-51	.608

Lowest Percentage (Min. 40 FGA)	FGM-A	Pct
1. at Stanford, 11/26/10	12-55	.218
2. vs. Georgia, 3/4/11	12-52	.231
3. at Florida, 1/20/13	15-64	.234
4. at Kentucky, 2/5/09	13-55	.236
5. at Georgia, 1/2/11	13-54	.241

Lowest Percentage Allowed	FGM-A	Pct
1. vs. South Carolina State, 12/14/11	6-48	.125
2. vs. NC Central, 12/2/13	8-50	.160
3. vs. Charleston Southern, 11/8/13	10-54	.185
4. vs. Arkansas, 3/6/15	11-57	.193
vs. Hampton, 11/22/12	11-57	.193

Highest Percentage Allowed	FGM-A	Pct
1. vs. Connecticut, 12/28/08	35-62	.565
vs. Florida, 1/9/11	26-46	.565
3. vs. Xavier, 11/12/10	34-61	.557
4. at Connecticut, 2/9/15	31-56	.554
5. at Kentucky, 1/13/11	30-55	.545

3-Point Field Goals

Made	3FGM
1. vs. Kentucky, 3/5/16	12
2. vs. Arkansas, 1/3/16	11
at Alabama, 1/8/15	11
4. vs. <i>Saint Peter's</i> , 11/22/16	10
vs. LSU, 2/28/16	10
at Vanderbilt, 1/7/16	10

Attempts	3FGA
1. vs. Syracuse, 3/25/16	32
2. vs. Penn State, 11/20/11	29
3. vs. College of Charleston, 11/14/13	28
vs. North Carolina, 12/19/10	28
5. vs. Syracuse, 11/28/14	26

Percentage (Min. 5 3FGA)	3FGM-A	Pct
1. vs. Oregon State, 3/25/14	4-6	.667
vs. Ole Miss, 1/30/14	4-6	.667
vs. Savannah State, 12/28/13	4-6	.667
vs. Western Carolina, 12/29/12	6-9	.667
at Alabama, 1/10/10	8-12	.667
vs. Charlotte, 12/21/08	8-12	.667

Free Throws

Made	FTM
1. vs. Savannah State, 12/14/14	34
vs. Oregon State, 3/25/14	34
3. vs. Missouri, 1/10/16	32
vs. Ole Miss, 1/30/14	32
at Mississippi State, 1/6/12	32

Attempts	FTA
1. at Mississippi State, 1/6/13	50
2. vs. Savannah State, 12/28/13	48
3. vs. Savannah State, 12/14/14	47
4. vs. Missouri, 2/2/14	46
5. vs. Seton Hall, 11/17/13	44
vs. South Carolina State, 12/21/12	44

Percentage (Min. 10 FTA)	FTM-A	Pct
1. vs. Alabama, 1/19/14	10-11	.909
2. vs. Auburn, 1/2/09	23-26	.885
3. at UCLA, 11/22/15	14-16	.875
vs. San Diego State, 11/28/09	14-16	.875
4. at Mississippi State, 2/6/14	20-23	.870

Rebounding

Total	Rebs
1. vs. College of Charleston, 11/14/13	62
2. at Florida, 1/20/13	59
3. at Alabama, 2/22/16	58
4. vs. Hampton, 11/22/12	57
5. vs. Savannah State, 12/14/14	56

Margin	Rebs	Margin
1. vs. Savannah State, 12/14/14	56-21	+35
2. vs. Hampton, 12/16/15	52-19	+33
3. at Alabama, 2/7/13	53-24	+29
4. at Alabama, 2/22/16	58-31	+28
vs. Hampton, 12/17/14	48-21	+27

Offensive	Off. Rebs
1. vs. Elon, 11/9/12	29
2. vs. College of Charleston, 11/23/11	27
3. vs. Kansas, 3/25/13	26
at Florida, 1/20/13	26
5. vs. Savannah State, 11/15/12	25
vs. Penn State, 11/20/11	25
at Penn State, 11/21/10	25

Turnovers

Fewest	TOs
1. at Tennessee, 2/2/12	4
2. vs. CSU Bakersfield, 11/28/15	5
at Clemson, 11/18/15	5
vs. Syracuse, 11/28/14	5
vs. Tennessee, 2/23/15	5
at Missouri, 2/28/13	5
vs. Georgia, 3/2/12	5
vs. Ole Miss, 3/3/11	5

Most	TOs
1. at Wake Forest, 12/3/08	32
2. at Ole Miss, 2/25/16	29
vs. Hampton, 11/22/12	29
vs. Kentucky, 1/15/12	29
4. at Kentucky, 1/13/11	28

Assists

1. vs. NC Central, 12/1/14	26
2. vs. Winthrop, 12/13/15	25
vs. UNCG, 11/15/15	25
vs. San Diego State, 11/23/14	25
vs. Clemson, 11/20/14	25
vs. Alabama, 1/19/14	25
vs. Charleston Southern, 11/8/13	25

Steals

1. vs. NC Central, 12/1/14	21
vs. Furman, 12/11/11	21
3. vs. San Diego State, 11/23/14	18
4. vs. <i>Saint Peter's</i> , 11/22/16	17
vs. Charleston Southern, 11/8/13	17

Blocked Shots

1. vs. Winthrop, 12/13/15	16
2. vs. Arkansas, 3/6/15	15
3. at Mississippi State, 2/6/14	14
vs. Kentucky, 1/9/14	14
5. at Kentucky, 3/1/15	12
vs. Charleston Southern, 11/8/13	12



Dawn Staley

Head Coach

9th Season at South Carolina

Virginia, 1992

When three-time Olympic gold medalist Dawn Staley took the reins of the University of South Carolina women's basketball program on May 10, 2008, the Gamecocks' stature immediately rose not just in the Southeastern Conference but on the national stage as well. Building on a foundation of hard work, defensive effort and a "team first" mentality, South Carolina began to realize those expectations in 2011-12, and the program has continued to thrive as one of seven in the nation to be ranked in every Associated Press Top 25 poll since the start of the 2013-14 season. The Gamecocks boast five straight 25-win seasons, which include three SEC regular-season championships (2014, 2015, 2016), two SEC Tournament titles (2015, 2016), an NCAA Final Four appearance (2015) and three other Sweet 16 seasons (2012, 2014, 2016), the program's first ever No. 1 national ranking and a school-record 34 wins in 2014-15. Staley's success has united every demographic in the state of South Carolina as the Gamecocks' fan base tripled over a span of three seasons, and twice led the nation in home attendance (2014-15, 2015-16).

While her coaching career is blossoming, Staley is still recognized for her body of work as a one of the most decorated participants in United States women's basketball history. The Naismith Memorial Basketball Hall of Fame solidified her legacy with her enshrinement as part of the Class of 2013. The Phoenix Club of Philadelphia established the Dawn Staley Award recognizing the nation's top guard in women's Division I basketball in 2013 as well. Staley was inducted into the Women's Basketball Hall of Fame as part of the Class of 2012 and was one of the final nominees for induction to the U.S. Olympic Hall of Fame the same year. In the summer of 2011, the WNBA recognized her as one of the league's "Top 15," honoring the most influential players in the league's history.

Now in her 17th season as a head coach, Staley has amassed a 364-156 (.700) record, including her 192-76 (.716) slate in eight seasons at South Carolina. She has led her teams to seven 25-win seasons, a total of 13 postseason appearances (two WNIT) and 53 weeks in the Associated Press top 10, including 12 in the No. 1 spot. Also a force in USA Basketball, she has been the head coach of three gold medal teams – 2015 FIBA U19 World Championships, 2014 FIBA U18 Americas Championship, 2007 Pan Am Games – and served as an assistant on the Senior National Team 2006-08 and again from 2014 to present, helping the team to gold medals in the 2014 FIBA World Championship and the 2008 and 2016 Olympic Games.

At the helm of the Gamecocks over the last eight seasons, Staley has been named National Coach of the Year (2014, Basketball Times), a Naismith National Coach of the Year Finalist (2014, 2015, 2016), SEC Coach of the Year (2014, Coaches and AP; 2015, Coaches; 2016, Coaches and AP) and BCA Female Coach of the Year (2012). Under Staley's leadership, four Gamecocks have collected eight All-America selections, two have picked up three SEC Player of the Year honors, two have earned SEC Defensive Player of the Year recognition, one has been the SEC 6th Player of the Year and three were named SEC Freshman of the Year. She has coached 10 Gamecocks who earned All-SEC honors a combined 19 times, including nine first-team selections, and two Gamecocks have been selected in the WNBA Draft in the last two seasons, including 2016 selection Tiffany Mitchell who became the third first-round selection for South Carolina.

Year-by-Year Coaching Record

Year	School	Record	Conf. Rec.	Conf. Finish	Postseason
2000-01	Temple	19-11	11-5	2nd East	WNIT
2001-02	Temple	20-11	12-4	2nd East	A-10 Tourn. Champ./NCAA 1st Round
2002-03	Temple	14-15	9-7	2nd East	
2003-04	Temple	21-10	14-2	1st East	A-10 Tourn. Champ./NCAA 1st Round
2004-05	Temple	28-4	16-0	1st East*	A-10 Tourn. Champ./NCAA 2nd Round
2005-06	Temple	24-8	12-4	3rd	A-10 Tourn. Champ./NCAA 1st Round
2006-07	Temple	25-8	13-1	2nd	NCAA 2nd Round
2007-08	Temple	21-13	12-2	T-1st	NCAA 1st Round
2008-09	South Carolina	10-18	2-12	11th	
2009-10	South Carolina	14-15	7-9	T-7th	
2010-11	South Carolina	18-15	8-8	T-5th	WNIT 2nd Round
2011-12	South Carolina	25-10	10-6	T-4th	NCAA Sweet 16
2012-13	South Carolina	25-8	11-5	T-4th	NCAA 2nd Round
2013-14	South Carolina	29-5	14-2	1st	NCAA Sweet 16
2014-15	South Carolina	34-3	15-1	T-1st	SEC Tourn. Champ./NCAA Final Four
2015-16	South Carolina	33-2	16-0	1st	SEC Tourn. Champ./NCAA Sweet 16
2016-17	South Carolina	1-0	—		
Career	17th season	364-152	182-68		
At SC	8 seasons	192-76	83-43		

Coaching Highlights

College

- 11 NCAA Tournament Appearances (5 at South Carolina)
- 11 20-Win Seasons (5 at South Carolina)
- 4 Regular-Season Conference Titles (SEC 2014, 2015, 2016; A-10 2008)
- 6 Conference Tournament Titles (SEC 2015, 2016; A-10 2002, 2004, 2005, 2006)
- 3-time Naismith National Coach of the Year Finalist (2014, 2015, 2016)
- Basketball Times National Coach of the Year (2014)
- 4-time WBCA Region Coach of the Year (Region 3 2014, 2015, 2016; Region 1 2005)
- Five-time Conference Coach of the Year (SEC 2014, 2015, 2016; A-10 2004, 2005)

USA Basketball

- Senior National Team Asst. Coach (2006-08, 2014-16) – Rio Olympics gold medal (2016), FIBA World Championship gold medal (2014), Beijing Olympics gold medal (2008), FIBA Americas Championship gold medal (2007), FIBA World Championship bronze medal (2006)
- U19 National Team Head Coach – FIBA U19 World Championship gold medal (2015)
- U18 National Team Head Coach – FIBA U18 Americas Championship gold medal (2014)
- Pan Am Games Head Coach – Gold medal (2007)

Playing Highlights

U.S. Professional – 11 seasons

- Five-time WNBA All-Star (2001, 2002, 2003, 2005, 2006)
- Two-time ABL All-Star (1997, 1998)
- WNBA All-Decade Team

USA Basketball

- Olympic gold medalist (1996, 2000, 2004)
- Flag bearer for U.S. in Olympic Games Opening Ceremony (2004)
- Two-time USA Basketball Female Athlete of the Year (1994, 2004)

College – Virginia (1989-92)

- Kodak All-America (1990, 1991, 1992)
- Honda-Broderick Cup Award for Collegiate Female Athlete of the Year (1991)
- Two-time ACC Player of the Year (1991, 1992)
- NCAA Tournament MOP (1991)

Other Notables

- Naismith Memorial Basketball Hall of Fame, Class of 2013
- Order of the Palmetto Recipient (2013)
- Women's Basketball Hall of Fame, Class of 2012



ARAION BRADSHAW

#12

5-6 • Fr. • G • Boston, Mass. • Tabor Academy
Major: Civil Engineering

This Season's Highlights

- Played in every game

Prior to South Carolina

- Ranked as the No. 32 recruit overall and No. 10 guard in the Class of 2016
- Helped high school to back-to-back finals in the NEPSAC Class A Tournament
- Earned NEPSAC Class A East All-Star honors as a senior

Career Highs

Pts3 vs. Saint Peter's, 11/22/16
Rebs1 vs. Hampton, 11/20/16
3FGA1 vs. Saint Peter's, 11/22/16
Stls2 vs. Hampton, 11/20/16
Assts	...1, 3x, last vs. Saint Peter's, 11/22/16
Min15 vs. Saint Peter's, 11/22/16

Career Stats at South Carolina

Year	GP	GS	Min	Avg	FG	FGA	Pct	3FG	FGA	Pct	FT	FTA	Pct	Off	Def	Tot	Avg	PF	FO	A	TO	Blk	Stl	Pts	Avg
2016-17	4	0	35	8.8	1	2	.500	1	1	1.00	0	0	—	0	1	1	0.3	2	0	3	2	0	2	3	0.8



DONIYAH CLINEY

#4

6-0 • So. • G • Newark, N.J. • Shabazz
Major: Sociology

This Season's Highlights

- Solid off the bench in every game this season
- Tied for team lead in rebounds with eight against Saint Peter's (Nov. 22)

Career Summary

- Played in 20 games last season, including three starts
- Swiped three steals to pace strong team defensive effort against Georgia (Feb. 18)
- Posted first career double-digit scoring game in first career start against #16/19 Florida (Feb. 11)
- Made her South Carolina debut at Vanderbilt (Jan. 7) after missing early season with hand injury

Miscellaneous

	Season	Career
10+ Points	0	1
Tm-High Rebs	1	1
Tm-High Assists	1	1

Career Highs

Pts10 vs. Florida, 2/11/16
Rebs4 vs. Maine, 11/21/16
3FG	...1, 5x, last vs. Saint Peter's, 11/22/16
Stls3 vs. Georgia, 2/18/16
Assts4 vs. Maine, 11/21/16
Min26 vs. Kentucky, 2/4/16

Season Highs

Pts4 vs. Maine, 11/21
Rebs4 vs. Maine, 11/21
3FG1 vs. Saint Peter's, 11/22
Stls2, 3x, last, vs. Saint Peter's, 11/22
Assts4 vs. Maine, 11/21
Min22 vs. Maine, 11/21

Career Stats at South Carolina

Year	GP	GS	Min	Avg	FG	FGA	Pct	3FG	FGA	Pct	FT	FTA	Pct	Off	Def	Tot	Avg	PF	FO	A	TO	Blk	Stl	Pts	Avg
2014-15	— Did Not Play —																								
2015-16	20	3	219	11.0	20	47	.426	4	13	.308	18	27	.667	5	11	16	0.8	24	0	14	21	1	10	62	3.1
2016-17	4	0	72	18.0	3	8	.375	1	2	.500	2	2	1.000	5	9	14	3.5	3	0	5	4	0	6	9	2.3
Career	24	3	291	12.1	23	55	.418	5	15	.333	20	29	.690	10	20	30	1.3	27	0	19	25	1	16	71	3.0



ALAINA COATES

#41

6-4 • Sr. • C • Irmo, S.C. • Dutch Fork
Major: Sociology

Career Highlights

SEC Player of the Week (11/15-21)	2015 SEC All-Defensive Team
Rated No. 9 player in the nation by espnW (2016-17)	All-SEC 2nd Team (Coaches - 2014, 2015; AP - 2015)
Preseason All-America Second Team (espnW, Lindy's, Sporting News)	2015 NCAA Greensboro Region MOP
Preseason All-SEC First Team (Media, Coaches)	2015 SEC All-Tournament Team
2016 All-SEC First Team (Coaches, AP)	2015 Naismith Trophy Top 50 Watch List
Naismith Midseason Watch List (2015-16)	2014 SEC Co-6th Player of the Year (Coaches)
Wooden Award Watch List (2015-16)	2014 SEC Freshman of the Year (Coaches, AP)
NCAA Sioux Falls All-Regional Team	2014 Freshman All-America First Team (Full Court)
SEC Player of the Week (Feb. 2, 2016)	2014 SEC All-Freshman Team
	5-time SEC Freshman of the Week (2013-14)

Miscellaneous

	Season	Career
Triple-Double	0	1
Double-Double	3	45
20+ Points	1	13
10+ Points	4	76
10+ Rebounds	3	52
5+ Blocks	0	4
Tm-High Points	2	21
Tm-High Rebs.	3	61

This Season's Highlights

- Selected to be a team captain this season
- Preseason All-America selection and ranked No. 9 player in the nation by espnW
- Shooting 76.9 percent from the field to rank second in the nation in field goal percentage (1st in SEC)
- Leads the SEC in rebounding and is seventh in scoring
- Has three double-doubles this season – at Ohio State, Hampton, Maine

Career Summary

- Three-time All-SEC
- Ranks first among active NCAA Division I players in career rebounds (980) and double-doubles (45), ranking fifth in career field goal percentage (.614)
- Ranks second in school history in career double-doubles, third in rebounds and in blocks (176)
- 2016 Honorable Mention All-American and Wade Trophy finalist
- Holds career school records for defensive rebounds, rebounds in SEC play and double-doubles in SEC games
- Shot school-record 64.4% from the field in 2015-16
- Ranked ninth in nation in double-doubles (20) and 19th in rebounding average (10.3) in 2015-16
- Is fifth Gamecock all-time to amass 1,000 career points and 900 career rebounds

Career Highs

Pts	29 vs. Winthrop, 12/13/15
Rebs	18 at Alabama, 2/22/16
Blks	10 vs. Winthrop, 12/13/15
Stls	4 at Tennessee, 2/15/16
Assts	6 at Texas A&M, 1/31/16
Min	38 at Texas A&M, 1/31/16

Season Highs

Pts	28 vs. Hampton, 11/20
Rebs	15 vs. Hampton, 11/20
Blks	2 vs. Hampton, 11/20
Stls	1, 3x, last vs. Saint Peter's, 11/22
Assts	3 at Ohio State, 11/14
Min	31 at Ohio State, 11/14

Career Stats at South Carolina

Year	GP	GS	Min	Avg	FG	FGA	Pct	3FG	FGA	Pct	FT	FTA	Pct	Off	Def	Tot	Avg	PF	FO	A	TO	Blk	Stl	Pts	Avg
2013-14	34	1	668	.19.6	148	242	.612	0	0	—	121	185	.654	82	203	285	8.4	83	1	11	57	73	17	417	12.3
2014-15	36	5	760	21.1	141	251	.562	0	0	—	117	168	.696	99	186	285	7.9	62	0	28	50	53	19	399	11.1
2015-16	35	33	937	26.8	168	261	.644	0	0	—	89	159	.560	107	253	360	10.3	87	0	33	53	45	43	425	12.1
2016-17	4	4	96	24.0	30	39	.769	0	0	—	6	14	.429	15	35	50	12.5	5	0	6	2	5	3	66	16.5
Career	109	43	2461	22.6	487	793	.614	0	0	—	333	526	.633	303	677	980	9.0	237	1	78	162	176	82	1307	12.0



BIANCA CUEVAS-MOORE

#1

5-6 • Jr. • Guard • Bronx, N.Y. • Nazareth Regional
Major: Criminal Justice

This Season's Highlights

- Started every game this season
- Ranks second in the SEC in steals per game (3.0)
- Matched her career high with five steals against Saint Peter's (Nov. 22) in just 16 minutes

Career Summary

- Has 16 double-digit scoring games in her career and led team in assists 11 times
- Led team in assists three times in 2015-16
- Shot 58.3 percent and averaged 8.0 points in first two games of 2016 NCAA Tournament
- Paced team with eight steals in three wins at the SEC Tournament, adding 10.7 points per game
- Tied for school record with 37 games played in 2014-15

Miscellaneous

	Season	Career
20+ Points	0	2
10+ Points	0	16
5+ Assists	0	6
5+ Steals	1	2
Tm-High Points	0	3
Tm-High Assists	0	11

Career Highs

Pts	21 at Ole Miss, 2/1/15
Rebs	6 at Alabama, 2/22/16
3FG	3 vs. Kentucky, 3/5/16
Stls	5, 2x, last vs. Saint Peter's, 11/22/16
Assts	6 vs. CSUB, 11/28/15
Min	29 at Hawaii, 11/29/15

Season Highs

Pts	11 vs. Saint Peter's, 11/22
Rebs	3 vs. Saint Peter's, 11/22
3FG	1, 3x, last vs. Saint Peter's, 11/22
Stls	5 vs. Saint Peter's, 11/22
Assts	3 vs. Saint Peter's, 11/22
Min	22 at Ohio State, 11/14

Career Stats at South Carolina

Year	GP	GS	Min	Avg	FG	FGA	Pct	3FG	FGA	Pct	FT	FTA	Pct	Off	Def	Tot	Avg	PF	FO	A	TO	Blk	Stl	Pts	Avg
2014-15	37	0	536	14.5	74	200	.370	16	72	.222	45	58	.776	13	35	48	1.3	44	1	64	60	5	42	209	5.6
2015-16	34	1	615	18.1	78	207	.377	20	76	.263	50	66	.758	10	50	60	1.8	43	1	63	64	2	47	226	6.6
2016-17	4	4	71	17.8	11	24	.458	3	8	.375	6	9	.667	3	4	7	1.8	7	0	8	4	1	12	31	7.8
Career	75	5	1221	16.3	163	431	.378	39	156	.250	101	133	.759	26	89	115	1.5	94	1	135	128	8	101	466	6.2



KAELA DAVIS

#3

6-2 • Jr. • Guard • Suwanee, Ga. • Georgia Tech
Major: Integrated Technology

This Season's Highlights

- Started every game, scoring in double figures in three
- Has one double-double – at Ohio State
- Ranks fourth in the SEC in 3-point field goal percentage and 3s made per game (2.5), coming in seventh in assists per game (4.0) and 11th in free throw percentage and scoring
- Led team in assists twice – at Ohio State, Hampton
- Brilliant Gamecock debut at #7/6 Ohio State (Nov. 14), stuffing the box score with 37 points – 11 in the second, third and fourth quarters each – 10 rebounds, five assists and three steals ... first Gamecock to score 30 or more points in a game since Ieasia Walker netted 30 against Clemson on Nov. 18, 2010

Prior to South Carolina

- Two-time All-ACC selection in two seasons at Georgia Tech
- Fastest player in Georgia Tech history to 1,000 career points (52 games)
- Ranked as No. 1 guard and No. 2 overall recruit in 2013 class
- 2013 McDonald's and WBCA All-America
- Three-time all-state and all-county selection
- Helped team two different high school teams to state championships
- Has three gold medals with USA Basketball – 2012 FIBA U17 World Championships, 2012 FIBA 3x3 U18 World Championships, 2011 FIBA Americas U16 Championship

Miscellaneous

	Season	Career
Double-Doubles	1	1
30+ Points	1	1
20+ Points	1	1
10+ Points	3	3
10+ Rebounds	1	1
5+ Assists	2	2
Tm-High Points	1	1
Tm-High Rebs	0	0
Tm-High Assists	2	2

Career Highs

Pts	37 at Ohio State, 11/14/16
Rebs	10 at Ohio State, 11/14/16
3FG ...	4, 2x, last vs. Saint Peter's, 11/22/16
Stls	3 at Ohio State, 11/14/16
Assts	5, 2x, last vs. Hampton, 11/20/16
Min	36 at Ohio State, 11/14/16

Career Stats at South Carolina

Year	GP	GS	Min	Avg	FG	FGA	Pct	3FG	FGA	Pct	FT	FTA	Pct	Off	Def	Tot	Avg	PF	FO	A	TO	Blk	Stl	Pts	Avg
2016-17	4	4	111	27.8	19	48	.396	10	21	.476	16	20	.800	6	17	23	5.8	8	0	16	10	0	5	64	16.0



TIFFANY DAVIS

#15

5-7 • Sr. • Guard • Houston, Texas • Westbury Christian
Major: Psychology

This Season's Highlights

- Selected to be a team captain this season
- Has played in every game this season, logging a season-high 17 minutes against Saint Peter's (Nov. 22)

Career Summary

- Missed 2015-16 with knee injury suffered in September
- Played in career-best 32 games as a redshirt-freshman in 2013-14, averaging 2.4 points
- Scored a career-high 11 points against Ole Miss (Jan. 30, 2014)
- Grabbed a career-best six rebounds at Arkansas (Jan. 2, 2014)
- Graduated in 2016 with bachelor's degree in retail management

Miscellaneous

	Season	Career
10+ Points	0	1
5+ Steals	0	1
Tm-High Points	0	0
Tm-High Assists	0	0

Career Highs

Pts 11 vs. Ole Miss, 1/30/14
3FGs.....2, 3x, last vs. Ole Miss, 1/30/14
Rebs.....6 at Arkansas, 1/2/14
Stls.....5 vs. Elon, 11/9/12
Assts 3, 4x, last vs. SC State, 12/22/13
Min.....30 at Arkansas, 1/2/14

Season Highs

Pts 4 vs. Hampton, 11/20
3FGs.....
Rebs.....3 vs. Saint Peter's, 11/22
Stls.....1 vs. Saint Peter's, 11/22
Assts 1, 2x, last vs. Saint Peter's, 11/22
Min.....17 vs. Saint Peter's, 11/22

Career Stats at South Carolina

Year	GP	GS	Min	Avg	FG	FGA	Pct	3FG	FGA	Pct	FT	FTA	Pct	Off	Def	Tot	Avg	PF	FO	A	TO	Blk	Stl	Pts	Avg
2012-13	3	0	40	13.3	4	8	.500	1	4	.250	3	4	.750	1	3	4	1.3	2	0	4	2	0	5	12	4.0
2013-14	32	7	356	11.1	23	59	.390	12	30	.400	19	26	.731	5	27	32	1.0	29	0	29	40	1	4	77	2.4
2014-15	16	0	84	5.3	6	16	.375	5	13	.385	6	9	.667	5	13	18	1.1	5	0	7	9	0	0	23	1.4
2016-17	4	0	41	10.3	2	8	.250	0	4	.000	2	3	.667	1	6	7	1.8	0	0	2	2	0	1	6	1.5
Career	55	7	521	9.5	35	91	.385	18	51	.353	30	42	.714	12	49	61	1.1	36	0	42	53	1	10	118	2.1



ALLISHA GRAY

#10

6-0 • Jr. • Guard • Sandersville, Ga. • North Carolina
Major: Broadcasting

This Season's Highlights

- Started and scored in double figures every game this season
- Second on the team in assists (3.8), ranking 10th in SEC, while coming in second in the league and eighth in the nation in assist-to-turnover ratio (5.0)
- Ranks among the league's top 15 in scoring (12th) and is fifth in field goal percentage
- Crafty scorer with 24 points at #7/6 Ohio State (Nov. 14) in Gamecock debut, including five as part of 10-0 run early in fourth quarter to stop end Buckeyes' comeback hopes

Prior to South Carolina

- Played two seasons at North Carolina, amassing over 1,000 career points in that time
- 2015 First-Team All-ACC and WBCA All-Region
- Ranked as No. 4 guard and No. 7 overall recruit in 2013 class
- Three-time Georgia state player of the year (2010-12)

Miscellaneous

	Season	Career
20+ Points	1	1
10+ Points	4	4
5+ Assists	1	1
Tm-High Points	0	0
Tm-High Assists	1	1

Career Highs

Pts	24 at Ohio State, 11/14/16
Rebs	8 vs. Saint Peter's, 11/22/16
3FGs	2 vs. Hampton, 11/20/16
Stls	2, 2x, last vs. Hampton, 11/20/16
Assts	5 vs. Saint Peter's, 11/22/16
Min	38 at Ohio State, 11/14/16

Career Stats at South Carolina

Year	GP	GS	Min	Avg	FG	FGA	Pct	3FG	FGA	Pct	FT	FTA	Pct	Off	Def	Tot	Avg	PF	FO	A	TO	Blk	Stl	Pts	Avg
2016-17	4	4	103	25.8	23	43	.535	3	15	.200	14	20	.700	6	13	19	4.8	4	0	15	3	1	5	63	15.8



TYASHA HARRIS

#52

5-10 • Fr. • Guard • Noblesville, Ind. • Heritage Christian
Major: Sports Management

This Season's Highlights

- Come off the bench for solid minutes in every game this season
- Good distributor, averaging 2.3 assists per game

Prior to South Carolina

- Ranked as the No. 27 recruit overall and the No. 8 point guard in the 2016 Class
- Finalist for Indiana's Miss Basketball award
- Helped Heritage Christian to three straight state titles, including the 2016 championship in the program's first season in Class 3A
- Is her high school's all-time top scorer with 2,004 career points, also holding school record in steals (487) and ranking third in assists (426)
- Earned gold medal with USA Basketball in 2016 FIBA Americas U18 Championship

Career Highs

Pts7 vs. Saint Peter's, 11/22/16
Rebs.....2, 2x, last vs. Maine, 11/21/16
Stls.....1 vs. Maine, 11/21/16
Assts3, 2x, last vs. Maine, 11/21/16
Min.....19, 2x, last vs. Maine, 11/21/16

Career Stats at South Carolina

Year	GP	GS	Min	Avg	FG	FGA	Pct	3FG	FGA	Pct	FT	FTA	Pct	Off	Def	Tot	Avg	PF	FO	A	TO	Blk	Stl	Pts	Avg
2016-17	4	0	68	17.0	7	17	.412	2	7	.286	1	2	.500	0	4	4	1.0	2	0	9	5	2	1	17	4.3



MIKIAH HERBERT HARRIGAN

#21

6-2 • Fr. • Forward • Pembroke Pines, Fla./Flanagan
Major: Criminal Justice

This Season's Highlights

- Providing good minutes off the bench in every game this season
- Second on the team in rebounding average
- Ranks 13th in the SEC in blocked shots per game (1.25)

Prior to South Carolina

- Ranked as the No. 12 forward in the 2016 Class
- Helped team to four district championships
- Named 2016 8A Player of the Year by the Florida Basketball Coaches Association (FBCA)
- Was a two-time FBCA All-State selection

Miscellaneous

	Season	Career
10+ Points	1	1
10+ Rebounds	0	0
Tm-High Points	0	0
Tm-High Rebs	0	0

Career Highs

Pts13 vs. Maine, 11/21/16
Rebs.....8 vs. Maine, 11/21/16
Blks ...2, 2x, last vs. Saint Peter's, 11/22/16
Stls.....2 vs. Saint Peter's, 11/22/16
Min.....25 vs. Saint Peter's, 11/22/16

Career Stats at South Carolina

Year	GP	GS	Min	Avg	FG	FGA	Pct	3FG	FGA	Pct	FT	FTA	Pct	Off	Def	Tot	Avg	PF	FO	A	TO	Blk	Stl	Pts	Avg
2016-17	4	0	88	22.0	15	30	.500	0	2	.000	4	8	.500	10	14	24	6.0	5	0	4	7	5	4	34	8.5



VICTORIA PATRICK

#0

5-9 • Fr. • Guard • Orlando, Fla. • Edgewater
Major: Biology

This Season's Highlights

- Played in every game this season

Prior to South Carolina

- Ranked as the No. 25 guard in the Class of 2016
- Helped team to 2014 state championship
- Earned First-Team All-Metro West and All-Area honors from the Orlando Sentinel in 2016
- Led team with 15.8 points per game as a senior, helping team to state semifinals

Career Highs

Pts 4 vs. Hampton, 11/20/16
Rebs..... 2 vs. Hampton, 11/20/16
3FG ... 1, 3x, last vs. Saint Peter's, 11/22/16
Stls.....2 vs. Saint Peter's, 11/22/16
Min.....15 vs. Saint Peter's, 11/22/16

Career Stats at South Carolina

Year	GP	GS	Min	Avg	FG	FGA	Pct	3FG	FGA	Pct	FT	FTA	Pct	Off	Def	Tot	Avg	PF	FO	A	TO	Blk	Stl	Pts	Avg
2016-17	4	0	37	9.3	3	12	.250	3	10	.300	1	2	.500	2	1	3	0.8	1	0	2	2	0	2	10	2.5



A'JA WILSON

#22

6-5 • Jr. • Forward • Hopkins, S.C. • Heathwood Hall
Major: Broadcasting

Career Highlights

Rated No. 1 player in the nation by espnW (2016-17)	2015 USA Basketball Female Athlete of the Year
Preseason All-America First Team (AP, espnW, Athlon, Lindy's, Sporting News)	2015 Rainbow Wahine Showdown Tournament MVP
Preseason SEC Player of the Year (Media, Coaches)	Four-time SEC Player of the Week
2016 Naismith Award, Wooden Award and Wade Trophy Finalist	2015 All-America (Third Team, AP; Hon. Men, WBCA)
2016 All-America First Team (AP, WBCA, USBWA, ESPN, Wooden Award)	2015 SEC Freshman of the Year (Coaches, AP)
2016 SEC Player of the Year (Coaches, AP)	2015 SEC All-Freshman Team
2016 SEC Defensive Player of the Year (Coaches)	USBWA National Freshman of the Week (Dec. 1-7)
SEC Tournament All-Tournament Team	Five-time SEC Freshman of the Week
Two-time All-SEC First Team (2015, 2016)	2014 Nat'l HS Player of the Year (WBCA, Naismith, Parade)
	2014 McDonald's and Parade (HS) All-America
	Three-time SCISA Player of the Year

Miscellaneous

	Season	Career
Double-Double	0	19
20+ Points	1	13
10+ Points	3	60
10+ Rebounds	0	20
5+ Blocks	0	7
Tm-High Points	1	31
Tm-High Rebs.	0	23
Tm-High Assists	0	1

This Season's Highlights

- Selected to be a team captain this season
- Consensus preseason first-team All-American and named top player in the country by espnW
- Holds school record for career blocked shots (179), set against Saint Peter's (Nov. 22)
- Leads the SEC and ranks 27th in the nation in blocked shots per game (2.75)
- Matched career high with four assists against Saint Peter's (Nov. 22), finishing second on the team in the category

Prior to South Carolina

- Finalist for all three national player of the year awards and consensus first-team All-American in 2015-16
- Second player in league history to earn SEC Player of the Year and SEC Defensive Player of the Year in the same season (2016)
- Set school record for blocked shots in a season with 103 in 2015-16, ranking 12th in the nation
- Holds school record for blocked shots in an SEC career (85) and blocks in an SEC game (8, two times)
- Became second player in program history to reach 1,000 career points as a sophomore
- Has 19 career double-doubles and 57 double-digit scoring games in her 70 career outings

Career Highs

Pts 28 vs. Duke, 12/6/15
Rebs 19 at Kentucky, 3/1/15
Blks 8, 2x, last vs. Texas A&M, 1/17/16
Stls 4 vs. Syracuse, 3/25/16
Assts 4, 2x, last vs. Saint Peter's 11/22/16
Min 39 at Texas A&M, 1/31/16

Season Highs

Pts 20 vs. Hampton, 11/20
Rebs 7 vs. Hampton, 11/20
Blks 4 vs. Maine, 11/21
Stls 3 vs. Saint Peter's, 11/22
Assts 4 vs. Saint Peter's, 11/22
Min 22 vs. Hampton, 11/20

Career Stats at South Carolina

Year	GP	GS	Min	Avg	FG	FGA	Pct	3FG	FGA	Pct	FT	FTA	Pct	Off	Def	Tot	Avg	PF	FO	A	TO	Blk	Stl	Pts	Avg
2014-15	37	1	734	19.8	177	329	.538	1	3	.333	131	198	.662	78	165	243	6.6	72	1	37	62	65	32	486	13.1
2015-16	33	32	895	27.1	205	386	.531	0	0	—	120	166	.723	88	199	287	8.7	78	1	47	74	103	27	530	16.1
2016-17	4	4	78	19.5	16	28	.571	0	0	—	21	29	.724	5	13	18	4.5	12	1	8	7	11	4	53	13.3
Career	74	37	1707	23.1	398	743	.536	1	3	.333	272	393	.692	171	377	548	7.4	162	3	92	143	179	63	1069	14.4



South Carolina Season Schedule/Results & Leaders (as of Nov 22, 2016)
All games



RECORD:	OVERALL	HOME	AWAY	NEUTRAL
ALL GAMES	4-0	3-0	1-0	0-0
CONFERENCE	0-0	0-0	0-0	0-0
NON-CONFERENCE	4-0	3-0	1-0	0-0

Date	Opponent	Score	Att. High Points	High Rebounds
11/14/16	at #7/6 Ohio State	w 92-80	6683 (37)DAVIS, Kaela	(13)COATES, Alaina
11/20/16	@HAMPTON	w 92-38	11795 (28)COATES, Alaina	(16)COATES, Alaina
11/21/16	@MAINE	w 79-42	11057 (14)WILSON, A'ja	(14)COATES, Alaina
11/22/16	@SAINT PETER'S	w 93-38	11455 (16)COATES, Alaina	(8)CLINEY, Doniyah (8)GRAY, Allisha

* = Conference game

@ = Basketball Hall of Fame Women's Challenge (Columbia, S.C./Springfield, Mass.)

Attendance Summary	Games	Attend	Avg/Game
Home	3	34307	11436
Away	1	6683	6683
Neutral	0	0	0
Total	4	40990	10248



South Carolina Points-Rebounds-Assists (as of Nov 22, 2016)
All games



Opponent	Date	Score		00	01	03	04	10	12	15
				PATRICK,VI	CUEVAS-MOO	DAVIS,KAEL	CLINEY,DON	GRAY,ALLIS	BRADSHAW,A	DAVIS,TIFF
at #7/6 Ohio State	11/14/16	92-80	w	0-0-0	9-2-2	37-10-5	0-1-0	24-7-3	0-0-0	0-0-0
HAMPTON	11/20/16	92-38	w	4-2-1	4-1-1	3-7-5	2-1-0	16-1-4	0-1-1	4-2-0
MAINE	11/21/16	79-42	w	3-1-0	7-1-2	10-3-3	4-4-4	10-3-3	0-0-1	2-2-1
SAINT PETER'S	11/22/16	93-38	w	3-0-1	11-3-3	14-3-3	3-8-1	13-8-5	3-0-1	0-3-1

Opponent	Date	Score		21	22	41	52
				HERBERT HA	WILSON,A'J	COATES,ALA	HARRIS,TYA
at #7/6 Ohio State	11/14/16	92-80	w	4-5-0	5-3-0	10-13-3	3-0-3
HAMPTON	11/20/16	92-38	w	8-7-2	20-7-2	28-16-1	3-2-2
MAINE	11/21/16	79-42	w	13-8-2	14-3-2	12-14-0	4-2-3
SAINT PETER'S	11/22/16	93-38	w	9-4-0	14-5-4	16-7-2	7-0-1



South Carolina Team Game-by-Game Comparison (as of Nov 22, 2016)
All games



Opponent	1st	2nd	Score	Mar	Total FG	FG Pct	3-Pointers	3FG Pct	Free Throws	FT Pct	Rebounds	Assist	T/Over	Block	Steal	Fouls	
#7/6 Ohio State	44/39	48/41	92-80	+12	31-64/28-70	.484/.400	4-11/7-27	.364/.259	26-41/17-24	.634/.708	48/36	+12	16/10	17/17	5/5	9/2	22/29
HAMPTON	53/26	39/12	92-38	+54	29-70/14-58	.414/.241	6-21/4-15	.286/.267	28-35/6-12	.800/.500	50/36	+14	19/9	9/24	8/3	12/3	12/26
MAINE	43/19	36/23	79-42	+37	33-59/15-56	.559/.268	3-14/5-22	.214/.227	10-16/7-9	.625/.778	42/27	+15	21/9	10/13	5/2	7/4	11/15
SAINT PETERS	64/21	29/17	93-38	+55	37-66/16-54	.561/.296	10-24/4-20	.417/.200	9-17/2-2	.529/1000	44/24	+20	22/6	13/22	7/1	17/11	4/14

Note: Game totals are displayed in the format TEAM/OPPONENT for each category



South Carolina Combined Team Statistics (as of Nov 22, 2016)
All games



RECORD:	OVERALL	HOME	AWAY	NEUTRAL
ALL GAMES	4-0	3-0	1-0	0-0
CONFERENCE	0-0	0-0	0-0	0-0
NON-CONFERENCE	4-0	3-0	1-0	0-0

##	Player	gp-gs	min	avg	Total		3-Point		F-Throw		Rebounds			pf	dq	a	to	blk	stl	pts	avg			
					fg-fga	fg%	3fg-fga	3fg%	ft-fa	ft%	off	def	tot											
41	COATES, Alaina	4-4	96	24.0	30-39	.769	0-0	.000	6-14	.429	15	35	50	12.5	5	0	6	2	5	3	66	16.5		
03	DAVIS, Kaela	4-4	111	27.8	19-48	.396	10-21	.476	16-20	.800	6	17	23	5.8	8	0	16	10	0	5	64	16.0		
10	GRAY, Allisha	4-4	103	25.8	23-43	.535	3-15	.200	14-20	.700	6	13	19	4.8	4	0	15	3	1	5	63	15.8		
22	WILSON, A'ja	4-4	78	19.5	16-28	.571	0-0	.000	21-29	.724	5	13	18	4.5	12	1	8	7	11	4	53	13.3		
21	HERBERT HARRIGAN	4-0	88	22.0	15-30	.500	0-2	.000	4-8	.500	10	14	24	6.0	5	0	4	7	5	4	34	8.5		
01	CUEVAS-MOORE, Bia	4-4	71	17.8	11-24	.458	3-8	.375	6-9	.667	3	4	7	1.8	7	0	8	4	1	12	31	7.8		
52	HARRIS, Tyasha	4-0	68	17.0	7-17	.412	2-7	.286	1-2	.500	0	4	4	1.0	2	0	9	5	2	1	17	4.3		
00	PATRICK, Victoria	4-0	37	9.3	3-12	.250	3-10	.300	1-2	.500	2	1	3	0.8	1	0	2	2	0	2	10	2.5		
04	CLINEY, Doniyah	4-0	72	18.0	3-8	.375	1-2	.500	2-2	1.000	5	9	14	3.5	3	0	5	4	0	6	9	2.3		
15	DAVIS, Tiffany	4-0	41	10.3	2-8	.250	0-4	.000	2-3	.667	1	6	7	1.8	0	0	2	2	0	1	6	1.5		
12	BRADSHAW, Araion	4-0	35	8.8	1-2	.500	1-1	1.000	0-0	.000	0	1	1	0.3	2	0	3	2	0	2	3	0.8		
Team											7	7	14											
Total.....		4	800		130-259	.502	23-70	.329	73-109	.670	60	124	184	46.0	49	1	78	49	25	45	356	89.0		
Opponents.....		4	800		73-238	.307	20-84	.238	32-47	.681	42	81	123	30.8	84	4	34	76	11	20	198	49.5		

TEAM STATISTICS	SC	OPP
SCORING	356	198
Points per game	89.0	49.5
Scoring margin	+39.5	-
FIELD GOALS-ATT	130-259	73-238
Field goal pct	.502	.307
3 POINT FG-ATT	23-70	20-84
3-point FG pct	.329	.238
3-pt FG made per game	5.8	5.0
FREE THROWS-ATT	73-109	32-47
Free throw pct	.670	.681
F-Throws made per game	18.3	8.0
REBOUNDS	184	123
Rebounds per game	46.0	30.8
Rebounding margin	+15.3	-
ASSISTS	78	34
Assists per game	19.5	8.5
TURNOVERS	49	76
Turnovers per game	12.3	19.0
Turnover margin	+6.8	-
Assist/turnover ratio	1.6	0.4
STEALS	45	20
Steals per game	11.3	5.0
BLOCKS	25	11
Blocks per game	6.3	2.8
ATTENDANCE	34307	6683
Home games-Avg/Game	3-11436	1-6683
Neutral site-Avg/Game	-	0-0

Date	Opponent	Score	Att.
11/14/16	at #7/6 Ohio State	w 92-80	6683
@ 11/20/16	HAMPTON	w 92-38	11795
@ 11/21/16	MAINE	w 79-42	11057
@ 11/22/16	SAINT PETER'S	w 93-38	11455

* = Conference game
 @ = Basketball Hall of Fame Women's Challenge (Columbia, S.C./Springfield, Mass.)

Score by Periods	1st	2nd	3rd	4th	Totals
South Carolina	94	110	82	70	356
Opponents	50	55	51	42	198