



2015-16 Women's Basketball SOUTH CAROLINA

Assoc. Media Relations Director: Diana Koval | Office: 803.777.7977 | Cell: 314.369.6050 | Email: dkoval@mailbox.sc.edu | Twitter: @DianaKovalSID
 Website: www.GamecocksOnline.com | Twitter: @GamecockWBB | Instagram: @GamecockWBB | Facebook: @GamecockWBB

Games 5-7

Nov. 27-29, 2015 • Honolulu, Hawaii • Stan Sheriff Center (10,300)

South Carolina Gamecocks (4-0)

Ranking: 2/2 (AP/Coaches)
 Head Coach: Dawn Staley
 At SC: 159-74 (8th) / Career: 331-154 (16th)



Arizona State Sun Devils (1-1)

Ranking: 16/18 (AP/Coaches)
 Head Coach: Charli Turner Thorne
 At ASU: 355-214 (19th) / Career: 395-254 (22nd)
 Sun Devils vs. SC: 1-1

vs.

CSU Bakersfield Roadrunners (1-2)

Ranking: -/
 Head Coach: Greg McCall
 At CSUB: 62-62 (5th) / Career: Same
 Roadrunners vs. SC: First Meeting



Hawaii Rainbow Wahine (3-1)

Ranking: -/
 Head Coach: Laura Beeman
 At UH: 60-38 (4th) / Career Record: Same
 Rainbow Wahine vs. SC: 0-3

Schedule/Results

Nov. 13	#6/10 Ohio State (SECN+)	W, 88-80
Nov. 15	UNCG (SECN+)	W, 92-44
Nov. 18	at Clemson (ESPN3)	W, 67-41
Nov. 22	at UCLA (Pac-12 Network)	W, 68-65
<i>Waikiki Beach Marriott Rainbow Wahine Showdown</i>		
Nov. 27	vs. Arizona State	7:30 p.m.
Nov. 28	vs. CSU Bakersfield	6:30 p.m.
Nov. 29	at Hawaii	10 p.m.
Dec. 6	Duke (ESPN2)	2 p.m.
Dec. 13	Winthrop (SECN)	2 p.m.
Dec. 16	Hampton (SECN+)	7 p.m.
Dec. 20	vs. East Carolina	1 p.m.
Dec. 22	Elon (SECN+)	7 p.m.
Jan. 3	Arkansas* (ESPNU)	3 p.m.
Jan. 7	at Vanderbilt* (SECN^)	9 p.m.
Jan. 10	Missouri* (SECN)	Noon
Jan. 14	at Kentucky* (SECN)	7 p.m.
Jan. 17	Texas A&M* (ESPN2)	1:30 p.m.
Jan. 21	at Auburn* (SECN+)	7 p.m.
Jan. 24	at Mississippi State* (ESPN2)	5 p.m.
Jan. 28	Ole Miss* (SECN+)	7 p.m.
Jan. 31	at Texas A&M* (ESPNU)	6 p.m.
Feb. 4	Kentucky* (SECN)	7 p.m.
Feb. 8	Connecticut (ESPN2)	7 p.m.
Feb. 11	Florida* (SECN+)	7 p.m.
Feb. 15	at Tennessee* (ESPN2)	7 p.m.
Feb. 18	Georgia* (SECN+)	7 p.m.
Feb. 22	at Alabama* (SECN)	7 p.m.
Feb. 25	at Ole Miss* (SECN^)	9 p.m.
Feb. 28	LSU* (ESPN/2/U)	TBA
<i>SEC Tournament (Jacksonville, Fla.)</i>		
Mar. 2	First Round	TBA
Mar. 3	Second Round	TBA
Mar. 4	Quarterfinals	TBA
Mar. 5	Semifinals	TBA
Mar. 6	Final	TBA

All Times Listed as Eastern and are subject to change
 < indicates game played in Myrtle Beach, S.C.
 * indicates SEC Game

Game Information

Tickets: \$7 Adult, \$5 Senior, \$3 Students
 Live Stats: HawaiiAthletics.com
 Radio: 107.5 The Game (Brad Muller)

TV: Sunday Only – OCSports/BigWest.tv (Jim Leahaey, pxp; Lori Wanti, analyst)














Game Notables

- South Carolina head coach Dawn Staley is making her first coaching stop in Hawaii this weekend, but the Gamecocks have been to Oahu twice before. South Carolina first ventured to Hawaii Dec. 3-4, 1981, when they swept a pair of games from the Rainbow Wahine. In 1990, South Carolina went 2-1 in the Rainbow Classic, topping then-No. 7 Texas Tech and Hawaii and falling to then-No. 8 NC State.
- The Gamecocks and Sun Devils nearly met in the 2015 NCAA Elite Eight as both were in the Greensboro Regional. Arizona State dropped a tough one-point game to Florida State in the Sweet 16, while South Carolina claimed a two-point win over North Carolina in the same round en route to the Final Four.
- South Carolina enters the tournament 4-0, including a win over then-No. 6/10 Ohio State to open the season. The Gamecocks are still finding their identity for the season, but have made big plays at decision time to remain their No. 2/2 national ranking.

Stat Comparison

SC	ASU	CSUB	UH	
4-0	Overall Record	1-1	1-2	3-1
0-0	Conference Record	0-0	0-0	0-0
2-0	Home Record	0-1	1-1	1-1
2-0	Away Record	1-0	0-1	2-0
0-0	Neutral Record	0-0	0-0	0-0
78.8	Points Per Game	64.5	74.7	63.0
57.5	Opp. Points Per Game	62.5	76.3	51.5
.445	Field Goal %age	.387	.380	.380
.317	Opp. Field Goal %age	.238	.391	.283
.304	3-Pt. Field Goal %age	.318	.318	.234
.328	Opp. 3-Pt. Field Goal %age	.238	.358	.160
.637	Free Throw %age	.710	.703	.740
16.3	FTs Made Per Game	12.0	15.0	19.3
15.3	Assists Per Game	14.0	15.3	12.5
+2.8	Turnover Margin	+1.5	+3.3	-3.0
46.0	Rebounds Per Game	37.5	42.7	44.8
+9.8	Rebounding Margin	-0.5	-8.0	+9.8
10.5	Steals Per Game	9.0	9.7	5.5
6.5	Blocked Shots Per Game	4.5	4.7	4.2

2015-16 South Carolina Media Roster

0		<p>Shay Colley 5-8 • Fr. • Guard • Brampton, Ontario, Canada <i>CAHL-ee</i></p> <p>PPG 3.5 RPG 1.8 APG 0.8 FG% .308 FT% .833</p>	<p>LAST GAME: 2 pts, 2 rebs at UCLA NOTABLE: Showing good poise off the bench ... thrived against UNCG and at Clemson, 6.0 ppg, 2.5 rpg in those games ... helped Canada to silver medal at 2014 FIBA U18 Americas Champs.</p>	<p>Career Highs Pts: 7 vs. UNCG, 11/15/15 Reb: 3 at Clemson, 11/18/15 Ast: 2 at Clemson, 11/18/15 Stl: 1, 3x, at UCLA, 11/22/15</p>
1		<p>Bianca Cuevas 5-6 • So. • Guard • Bronx, N.Y. <i>kway-VAAS</i></p> <p>PPG 6.8 RPG 1.3 APG 1.5 FG% .350 FT% .800</p>	<p>LAST GAME: 7 pts, 2 rebs, 2 assts at UCLA NOTABLE: Team's top free-throw shooter by percentage and makes ... key three-point play to launch winning run late at UCLA ... shot 50.0% twice this season ... 2014 McDonald's All-America.</p>	<p>Career Highs Pts: 21 at Ole Miss, 2/1/15 Reb: 4, 3x, at Georgia, 2/5/15 Ast: 5, 5x, vs. Sav. St., 3/20/15 Stl: 4, 2x, vs. Sav. St., 12/14/14</p>
3		<p>Kaydra Duckett 5-8 • So. • Guard • Columbia, S.C. <i>KAY-druh DUCK-it</i></p> <p>PPG 0.0 RPG 0.5 APG 0.0 FG% .000 FT% --</p>	<p>LAST GAME: 1 reb, 1 stl, 1 blk vs. UNCG NOTABLE: Logged career-best 10 mins vs. UNCG after a 1st-half appearance vs. OSU ... played in 20 games last season ... 2014 SCBCA 3A Player of the Year ... won two HS state titles.</p>	<p>Career Highs Pts: 2, 2x, vs. Sav. St., 12/14/14 Reb: 4 vs. Sav. St., 12/14/14 Ast: 1, 3x, vs. Syracuse, 3/22/15 Min: 10 vs. UNCG, 11/15/15</p>
4		<p>Doniyah Cliney 6-0 • R-Fr. • Guard • Newark, N.J. <i>dawn-YAY CLY-nee</i></p> <p>PPG -- RPG -- APG -- FG% -- FT% --</p>	<p>LAST GAME: DNP – Injury – Right Hand NOTABLE: Is out several weeks following surgery on right hand ... sat out last season, practicing with team in 2nd semester ... good size on the wing ... won two high school state titles.</p>	<p>Career Highs Pts: — Reb: — Ast: — Stl: —</p>
5		<p>Khadijah Sessions 5-8 • Sr. • Guard • Myrtle Beach, S.C. <i>kub-DEE-zhub SESH-uns</i></p> <p>PPG 3.5 RPG 2.8 APG 3.3 FG% .333 FT% .750</p>	<p>LAST GAME: 5 rebs, 1 asst at UCLA NOTABLE: Team captain ... handed out at least four assists twice this season ... pressed pace early vs. OSU, finishing with 12 pts, three assists and four steals ... 2012 SCBCA 4A Player of the Year.</p>	<p>Career Highs Pts: 19 vs. Auburn, 2/3/13 Reb: 6 vs. Clemson, 11/20/14 Ast: 8 vs. NC Central, 12/1/14 Stl: 4, 11x, vs. OSU, 11/13/15</p>
22		<p>A'ja Wilson 6-5 • So. • Forward • Hopkins, S.C. <i>A-zhub</i></p> <p>PPG 14.3 RPG 9.8 BPG 3.8 FG% .471 FT% .600</p>	<p>LAST GAME: 11 pts, 10 rebs, 4 blks at UCLA NOTABLE: 13th in SEC in ppg, 4th in rpg, 14th in FG% ... 6th in nation with 3 double-doubles, 9th in bpg ... shot 6-of-9 in 4th qtr. vs. OSU ... 1st SC fr. to earn All-America.</p>	<p>Career Highs Pts: 26 vs. LSU, 2/12/15 Reb: 19 at Kentucky, 3/1/15 Blks: 6, 2x, vs. UNCG, 11/15/15 Stl: 3, 4x, vs. C. Mich., 12/20/14</p>
23		<p>Tina Roy 5-11 • Sr. • Guard • Kaplan, La.</p> <p>PPG 8.0 RPG 1.3 APG 3.0 FG% .324 FT% --</p>	<p>LAST GAME: 17 pts, 3 rebs, 4 assts at UCLA NOTABLE: Team captain ... 3rd in SEC in A:TO, 14th in 3FG% ... tied career high with 5 3s, scored career-high 17 points at UCLA ... hit clutch 3 late in 3rd quarter vs. OSU.</p>	<p>Career Highs Pts: 17 at UCLA, 11/22/15 Reb: 8 at Miss. St., 2/6/14 Ast: 10 vs. Sav. St., 12/14/14 Stl: 3 vs. Southern Cal, 11/15/14</p>
24		<p>Sarah Imovbogh 6-2 • Sr. • Forward • Abuja, Nigeria <i>ih-MOE-vee-o</i></p> <p>PPG 7.8 RPG 7.8 APG 0.0 FG% .750 FT% .438</p>	<p>LAST GAME: 4 rebs, 1 stl at UCLA NOTABLE: Led team in rebounds twice ... 14th in SEC in rpg ... played 3 seasons at Uva ... avg. double-double in 2014-15, 10.8 rpg (19th in nation, 1st in ACC) and 12.6 ppg.</p>	<p>Career Highs Pts: 14 vs. UNCG, 11/15/15 Reb: 11 vs. UNCG, 11/15/15 Ast: — Stl: 2, 2x, at Clemson, 11/18/15</p>
25		<p>Tiffany Mitchell 5-9 • Sr. • Guard • Charlotte, N.C.</p> <p>PPG 15.0 RPG 3.8 APG 2.5 FG% .426 FT% .786</p>	<p>LAST GAME: 17 pts, 5 rebs, 2 assts at UCLA NOTABLE: Team captain ... SEC top 10 in ppg (10th), 3FG% (10th), 3FGM (6th), steals (3rd) ... 2x SEC POY, All-America ... finalist for 2015 Naismith, Wade, Wooden awards.</p>	<p>Career Highs Pts: 25 vs. Georgia, 2/27/14 Reb: 11, 5x, at Arkansas, 1/2/14 Ast: 9 at SDSU, 11/23/13 Stl: 7 vs. NC Central, 12/1/14</p>
31		<p>Asia Dozier 6-0 • Sr. • Guard/Forward • Columbia, S.C. <i>DOE-zbur</i></p> <p>PPG 3.8 RPG 0.8 APG 1.8 FG% .313 FT% 1.00</p>	<p>LAST GAME: 3 mins at UCLA NOTABLE: Two-time team captain... adjusting well to new role off the bench after starting 62 of 71 games the last two seasons ... hit back-to-back 3s at Clemson early in 3rd quarter.</p>	<p>Career Highs Pts: 16, 2x, at SDSU, 11/23/13 Reb: 10 vs. Elon, 11/9/12 Ast: 6, 3x, vs. UNCG, 11/15/15 Stl: 2, 8x, vs. LSU, 3/7/15</p>
40		<p>Jatarie White 6-4 • So. • Forward • Charlotte, N.C. <i>juh-TAR-ee</i></p> <p>PPG 3.5 RPG 3.5 BPG 0.5 FG% .308 FT% .667</p>	<p>LAST GAME: 2 pts, 2 rebs at UCLA NOTABLE: Great start to season, solid contributions not always in the box score ... plays calm and smart despite inexperience ... 2014 WBCA, McDonald's All-America.</p>	<p>Career Highs Pts: 11 vs. Clemson, 11/20/14 Reb: 7 at Georgia, 2/5/15 Blk: 2 at Georgia, 2/5/15 Stl: 2 vs. Syracuse, 3/22/15</p>
41		<p>Alaina Coates 6-4 • Jr. • Center • Irmo, S.C. <i>uh-LAY-nuh COATS</i></p> <p>PPG 12.8 RPG 9.5 BPG 1.3 FG% .733 FT% .412</p>	<p>LAST GAME: 12 pts, 12 rebs, 2 stls at UCLA NOTABLE: Had solid preseason with great focus ... 3rd in nation in FG%, 26th in dbl-dbls (2) ... 7th in career blocks (131), 9th in career dbl-dbls (24) ... two-time 2nd-Team All-SEC.</p>	<p>Career Highs Pts: 24, 2x, vs. Ole Miss, 1/30/14 Reb: 17 vs. Kentucky, 1/9/14 Blk: 5, 3x, vs. Alabama, 1/29/15 Min: 30 vs. So. Cal, 11/15/14</p>
44		<p>India Farmer 6-0 • Jr. • Forward • N. Myrtle Beach, S.C.</p> <p>PPG 0.0 RPG 1.0 APG 0.0 FG% .000 FT% --</p>	<p>LAST GAME: 1 reb, 2 blks vs. UNCG NOTABLE: Played in 16 games last season, including five SEC and three postseason games ... great team player ... works hard with good attitude.</p>	<p>Career Highs Pts: 3, 2x, vs. Alabama, 1/19/14 Reb: 3 vs. NC Central, 12/2/13 Blk: 2 vs. UNCG, 11/15/15 Stl: 1 at Florida, 1/19/15</p>

Starter

Reserve

Quick Facts

The University

Location: Columbia, S.C.
Founded: 1801
Enrollment: 32,972
Colors: Garnet (PMS 202C) and Black
Nickname: Gamecocks
Conference: Southeastern
President: Dr. Harris Pastides
Athletics Director: Ray Tanner
Facility: Colonial Life Arena (18,000)

Coaching Staff

Head Coach: Dawn Staley
Alma Mater: Virginia, 1992
Overall Record: 331-154 (16th season)
School Record: 159-74 (8th season)
Assoc. Head Coach (Alma Mater):
 Lisa Boyer (Ithaca, 1979)
Assistant Coaches (Alma Mater):
 Nikki McCray-Penson (Tennessee, 1995)
 Fred Chmiel (Excelsior, 2001)

Team Information

2014-15 Record: 34-3
 Home: 16-0 Away: 9-2 Neutral: 9-1
SEC Record (Finish): 15-1 (T-1st)
 Home: 8-0 Away: 7-1
Letterwinners Returning/Lost: 11/3
Starters Returning/Lost: 3/2

Program History

First Year of Women's Basketball: 1974-75
All-Time Record: 739-503 (42nd season)
All-Time SEC Record: 131-200 (23rd season)
NCAA Appearances (Last): 12 (2015)
NCAA Tournament Record: 17-12
2015 NCAA Result: Final Four; L, 65-66,
 Notre Dame; Tampa, Fla.
WNIT Appearances (Last): 4 (2011)
WNIT Record: 3-4

Media Relations

Women's Basketball Contact: Diana Koval
Office: 803.777.7977
Cell: 314.369.6050
Email: dkoval@mailbox.sc.edu
Press Row Phone: 803.777.6182
Athletics Department on the Web
Website: GamecocksOnline.com
Twitter: @GamecocksOnline
Instagram: @GamecocksOnline
Facebook: Facebook.com/GamecocksOnline
YouTube: YouTube.com/GamecocksOnline
Women's Basketball on Twitter
Team: @GamecockWBB
Head Coach: @DawnStaley

Current Gamecock Streaks

	Total	Home	Road	Neut.
Overall	W4	W36	W2	W9
SEC	L1	W18	L1	—
Non-Conference	W4	W20	W2	W9
Ranked Teams	W1	W6	L2	W4

Five-Second Count

South Carolina is enjoying its most successful period in program history. The 2015 Senior Class set a four-year record with 113 wins and a .813 winning percentage. The 2016 Senior Class has a chance top that number, entering the season with a three-year mark of 88-16, winning 84.6 percent of its contests. Winning consecutive SEC regular-season titles in the last two seasons, South Carolina has not finished outside the SEC's top four in four campaigns.

In the last two seasons, three Gamecocks have earned All-America honors – prior to the 2013-14 season just 12 Gamecocks had captured the title. Seven Gamecocks have earned All-SEC selection in the last two seasons, including three members of the 2015-16 squad.

By the Numbers

- .857 Free throw percentage by the Gamecocks at UCLA (14-of-16), the third-best mark in the Dawn Staley era and a marked improvement from the .593 season percentage they brought into the game
- 2 Returning All-Americans on this season's Gamecock roster – Tiffany Mitchell (1st team) and A'ja Wilson (3rd team)
- 3 Gamecocks named to the Wooden Award Watch List – Alaina Coates, Tiffany Mitchell and A'ja Wilson
- 8 Gamecocks on this season's roster who were named either McDonald's or Parade All-America in high school
- 9 Blocks needed by junior center Alaina Coates to move into South Carolina's career top five
- 11 Letterwinners returning from last season's school-record setting team
- 37 Points needed by senior guard Tiffany Mitchell to move into 13th place on the Gamecocks' all-time scoring list – she needs 87 to reach the top 10

Arizona State Series Notes

The Gamecocks and Sun Devils have played twice before with both coming in a regular-season tournament. South Carolina claimed the first meeting, an 83-71 decision in Anchorage, Alaska on Dec. 20, 1995. Arizona State picked up the 61-56 win on its home court in the Wells Fargo Tournament on Dec. 4, 1999.

CSU Bakersfield Series Notes

This will be the first meeting between the two programs. The Gamecocks have played one other team currently in the Western Athletic Conference, posting a 1-0 record against Texas-Pan American.

Hawaii Series Notes

The Gamecocks hold a 3-0 lead in the all-time series against the Rainbow Wahine with all three games played in Hawaii. While ranked No. 3 in the nation, South Carolina swept a pair of games against UH on Dec. 3 and 4, 1981. the Gamecocks returned nine years later ranked No. 22 in the nation to post an 81-61 win on Nov. 25, 1991.

Ranked Readings

South Carolina's 10 wins against ranked foes last

season set a new program record, topping the eight wins of the 1979-80 squad. Of those 10 wins, five came against a top-10 foe.

This season, the Gamecocks have 10 games on the schedule against teams currently ranked in the top 20, including four against top-10 entries. South Carolina opened the season with a win over No. 6/10 Ohio State.

After posting a 15-8 record against ranked opponents since the start of the 2013-14 season, head coach Dawn Staley has a 26-42 mark vs. the nation's best teams during her South Carolina tenure, highlighted by a 14-8 mark when the Gamecocks carry a better ranking than their opponent into the contest.

Gamecocks in the Rankings

(thru games of 11/24)

Team	SEC	NCAA	Actual
Scoring Offense	7	46	78.8
Scoring Defense	9	91	57.5
Scoring Margin	7	39	+21.3
Field Goal Percentage	5	58	.445
Field Goal %age Def.	2	25	.317
3-Point FG %age	7	171	.304
3-Point FG %age Def.	10	236	.328
3-Point FG Made/Gm.	5	132	6.0
Free Throw Percentage	11	247	.637
Rebounding Offense	5	—	46.0
Rebounding Defense	8	—	36.2
Rebounding Margin	4	43	+9.8
Assists	7	99	15.3
Steals	7	73	10.5
Turnover Margin	12	114	+2.8
Turnovers	—	60	14.0
Assist-to-Turnover Ratio	6	62	1.1
Blocked Shots	3	19	6.5
Home Attendance Avg.	1	2	15,211

Alaina Coates	SEC	NCAA	Actual
Scoring	25	—	12.8
Rebounding	6	78	9.5
FG Percentage	2	3	.733
Off. Rebounds	6	—	3.8
Double-Doubles	4	26	2

Bianca Cuevas	SEC	NCAA	Actual
FT Percentage	11	202	.800

Sarah Imovbioh	SEC	NCAA	Actual
Rebounding	14	209	7.8
Off. Rebounds	6	—	3.8

Tiffany Mitchell	SEC	NCAA	Actual
Scoring	10	225	15.0
FT Percentage	13	225	.786
3FG Percentage	10	159	.391
3-Pt FG Made	6	149	2.3
Steals	3	94	2.8

Tina Roy	SEC	NCAA	Actual
3FG Percentage	14	231	.323
3-Pt FG Made	4	106	2.5
Assist-to-TO Ratio	3	28	4.0

A'ja Wilson	SEC	NCAA	Actual
Scoring	13	—	14.3
Rebounding	4	62	9.8
FG Percentage	14	199	.471
Blocks	2	9	3.8
Off. Rebounds	8	—	3.5
Double-Doubles	1	6	3

2015-16 Double-Doubles

Alaina Coates (1)

11/13	Ohio State	17 pts/13 rebs
11/22	at UCLA	12 pts/12 rebs

Sarah Imovbioh (1)

11/15	UNCG	14 pts/11 rebs
-------	------	----------------

A'ja Wilson (2)

11/13	Ohio State	20 pts/14 rebs
11/15	UNCG	19 pts/10 rebs
11/22	at UCLA	11 pts/10 rebs

Identity Search

While South Carolina returns 11 letterwinners from last season's NCAA Final Four team, Gamecock head coach Dawn Staley knows her squad continues to search for its 2015-16 identity. The names may not have changed, but the roles for many key Gamecocks certainly have. Senior Tina Roy, junior Alaina Coates and sophomore A'ja Wilson are all adjusting to regular calls to the starting lineup after coming off the bench for the first years of their careers. Wilson is being utilized away from the basket a bit more as well.

Legacy of Leadership

South Carolina has thrived under excellent leadership from its team-selected captains the last few seasons. While some thought that area would be a question mark heading into this season, the Gamecocks selected their four returning seniors – Asia Dozier, Tiffany Mitchell, Tina Roy and Khadijah Sessions – as their captains. All but Roy have served in that capacity at least once prior to this season.

Wooden Watch

The Wooden Award announced its 30-member Watch List this week with South Carolina occupying three of the positions to match UConn for most selections. After being a finalist for the award last season, senior guard Tiffany Mitchell is back on the list. Junior Alaina Coates and sophomore A'ja Wilson are also recognized this season.

Preseason Poll Pop

For the second-straight season, South Carolina was ranked No. 2 in both the AP and USA Today Coaches Preseason Poll, which is the best preseason rank in program history. The Gamecocks spent the entire 2014-15 season ranked in the top three in the nation, including 12 weeks at No. 1 – the first-ever No. 1 ranking for the program.

Great Gamecock Fans

The state of South Carolina has rallied around head coach Dawn Staley's program in

unprecedented numbers. The Gamecocks have led the nation in average attendance increase in each of the last two seasons and paced the country in average attendance last season at 12,293. South Carolina played in front of over 10,000 fans 15 times last season with 13 of those coming at Colonial Life Arena. The 17,156 fans that turned out for the Jan. 11 game against Kentucky were just shy of the women's basketball record of 17,712 (vs. Clemson, 11/22/02) at the facility.

Opponents should be ready for more of the same this season as the South Carolina Ticket Office has distributed the full allotment of over 11,000 season tickets. Only single-game, general admission tickets remain available for purchase.

Double-Double Trouble

Junior center Alaina Coates was a dominant force and big reason South Carolina advanced to its first NCAA Final Four last season. Currently ranked fourth in the SEC with two double-doubles this season, Coates is already tied for ninth on the program's career double-doubles list with 24, just eight shy of reaching the program's all-time top five. Ten of Coates' double-doubles have come in SEC play, which rank her second in program history in that category, just one behind the school-record 11 by Marsha Williams (1992-93).

Coates' solid preseason has translated into a hot start as she nearly averages a double-double through four games (12.8 pts/9.5 rebs) and ranks

2015-16 Awards

Alaina Coates

Wooden Award Watch List
Preseason All-SEC First Team (Media, Coaches)

Tiffany Mitchell

Wooden Award Watch List
Preseason All-America (AP, Lindy's, Athlon, SI, ESPN)
Preseason All-SEC First Team (Media, Coaches)
Preseason SEC Player of the Year (Media, Coaches)

A'ja Wilson

Wooden Award Watch List
Preseason All-America 2nd Team (Lindy's, SI, ESPN)
Preseason All-America Honorable Mention (AP)
Preseason All-SEC First Team (Media, Coaches)
SEC Player of the Week (Nov. 13-16)

third in the nation in field goal percentage, hitting 73.3 percent from the field.

Made by Tiffany's

Senior guard Tiffany Mitchell has worked her way into the annual national player of the year conversations over the last two seasons, and expectations are the same this season for the two-time All-American and reigning back-to-back SEC Player of the Year. After missing all but the final week of preseason, the Charlotte, N.C., native looked to be regaining her form against Clemson, shooting 50.0 percent from the field against the Tigers, including four 3s, to score a season-high 18 points.

AP Top 25

(Week of Nov. 23)

1.	Connecticut	1-0
2.	South Carolina	4-0
3.	Notre Dame	3-0
4.	Tennessee	3-0
5.	Baylor	4-0
6.	Maryland	3-0
7.	Oregon State	3-0
8.	Texas	3-0
	Mississippi State	2-0
10.	Texas A&M	4-0
11.	Ohio State	2-2
12.	Kentucky	4-0
13.	Stanford	3-0
14.	Florida State	2-1
15.	Duke	3-1
16.	Arizona State	1-1
17.	California	4-0
18.	South Florida	2-1
19.	Northwestern	3-0
20.	Michigan State	3-0
21.	Oklahoma	3-1
22.	Louisville	0-2
23.	Syracuse	1-1
24.	George Washington	2-1
25.	Iowa	4-0

USA Today Coaches Top 25

(Week of Nov. 23)

1.	Connecticut	1-0
2.	South Carolina	4-0
3.	Notre Dame	3-0
4.	Baylor	4-0
5.	Tennessee	3-0
6.	Maryland	3-0
7.	Oregon State	3-0
8.	Texas	3-0
9.	Texas A&M	4-0
10.	Mississippi State	2-0
11.	Kentucky	4-0
12.	Duke	3-1
13.	Florida State	2-1
14.	Ohio State	2-2
15.	California	4-0
16.	Stanford	3-0
17.	South Florida	2-1
18.	Arizona State	1-1
19.	Northwestern	3-0
20.	DePaul	3-1
21.	Iowa	4-0
22.	Michigan State	3-0
23.	George Washington	2-1
24.	Oklahoma	3-1
25.	Seton Hall	4-0

Gamecocks in 2015-16 National Polls

Poll	Pre	11/16	11/23	11/30	12/7	12/14	12/21	12/28	1/4	1/11	1/18	1/25	2/1	2/8	2/15	2/22	3/1	3/8	3/16	Final
Associated Press	2	2	2																	
Coaches	2	2	2																	

The most significant change in Mitchell's game since her freshman year has been her shot selection and efficiency, which have also combined to lift her assist numbers. Here's a look at her season-by-season breakdown:

Season	PPG	FG%	3FG%	APG
2015-16	15.0	.426	.391	2.5
2014-15	14.4	.500	.416	2.9
2013-14	15.5	.493	.541	3.5
2012-13	9.2	.379	.367	1.3

Mitchell's March

Ranking among the SEC's best in numerous categories over the last three seasons, senior guard Tiffany Mitchell is steadily moving up various Gamecocks' career charts as well.

Here are a few of the career benchmarks she has a chance to catch:

Category	Current	Chasing	To Go
Points	1,424		
3FG Made	128 (7th)	152 (6th)	24
FT Made	334 (6th)	357 (5th)	23
FT Att.	440 (9th)	455 (8th)	15
Steals	182	212 (10th)	30
Minutes	3213	3485 (10th)	172
Games	108	125 (10th)	17

Hometown Hero

Sophomore forward A'ja Wilson did not disappoint in her first season after being rated the No. 1 recruit in the nation in the 2014 class. The SEC Freshman of the Year and a First-Team All-SEC selection became the first Gamecock freshman to earn All-America honors, capturing a spot on the AP's third team. She was the team's second-leading scorer (13.1 ppg) and rebounder (6.6 rpg) and thrived in the brightest spotlight.

This season, Wilson picked up Preseason All-America honors from Sports Illustrated, Lindy's and ESPN, and she has lived up to the billing with an SEC-best three double-doubles through four games, ranking her sixth in the nation in the category. The team's top scorer in the first two

Games Led Team In...

(Tied for team lead in each category included)

Scoring	2015-16	Career	Record
A'ja Wilson	2	17	15-2
Tiffany Mitchell	2	39	37-2
Tina Roy	1	3	3-0
Alaina Coates	0	12	11-1
Khadijah Sessions	0	3	2-1
Bianca Cuevas	0	2	2-0
Asia Dozier	0	2	2-0

Rebounding	2015-16	Career	Record
Alaina Coates	2	36	34-2
Sarah Imovbioh	2	2	2-0
A'ja Wilson	1	10	9-1
Jatarie White	1	1	1-0
Tiffany Mitchell	0	10	9-1

Assists	2015-16	Career	Record
Khadijah Sessions	3	25	23-2
Tiffany Mitchell	1	30	28-2
Asia Dozier	1	14	14-0
Tina Roy	1	12	12-0
Bianca Cuevas	0	8	7-1
Alaina Coates	0	1	1-0

Team Specialty Stats

South Carolina/Opponent

	Pts. in Paint	Pts. Off TOs	2nd Chance Pts	Fast Break Pts
11/13 OSU	52-20	20-14	21-8	16-9
11/15 UNCG	52-18	29-4	16-10	13-8
11/18 at Clem.	24-16	21-2	22-11	8-0
11/20 at UCLA	30-20	8-17	10-9	4-6
Averages	39.5-18.5	19.5-9.2	17.2-9.5	10.2-5.8

games, she earned SEC Player of the Week honors and ranks among the league's top 15 in scoring (14.3 ppg, 13th) and rebounding (9.8 rpg, 4th). Her 3.8 blocks per game are ninth in the nation (2nd in the SEC).

Solid Senior

Senior guard Tina Roy has long been known for her outside shooting and her songwriting/performing talents. What has gone less heralded has been her development at the point guard position for the Gamecocks.

Starters vs. Bench Points

	SC Starters	Opp. Starters	SC Bench	Opp. Bench
11/13 OSU	58	70	30	10
11/15 UNCG	52	33	40	11
11/18 at Clem.	38	33	29	8
11/22 at UCLA	57	55	11	10
Averages	51.3	47.8	27.5	9.8

Coming off knee surgery that cost her the 2012-13 season, Roy began honing her ability to deliver the ball to the post – a skill that not only suited the Gamecocks' emerging frontcourt but also the space given Roy on the perimeter. Over the last three seasons, the soft-spoken Louisianian has a 2.3 assist-to-turnover ratio, including a 4.0 mark so far this season that has her ranked third in the SEC and 28th in the nation. The broader skill has not taken away from her outside shooting as she ranks fourth in the league in 3s made per game with a team-high 2.5 to go with her .323 percentage from outside the arc.

So Sarah

Senior forward Sarah Imovbioh joined the Gamecocks this season after three campaigns at Virginia, during which she annually ranked among the ACC's top 15 rebounders and top 10 field goal percentage shooters. Her strong rebounding instincts have carried over to the Gamecocks as has her ability to go right back to the basket with an offensive board. She averages 7.8 points and 7.8 rebounds, ranking 14th in the SEC, in just 16.0 minutes per game. Her six points and four rebounds early in the fourth quarter against #6/10 Ohio State (Nov. 13) allowed the Gamecocks to hold off and then storm past the Buckeyes in the season opener, and her energy and efficiency early in the second half at Clemson (Nov. 18) sparked a surge that put the game out of reach.

Miscellaneous Stats

Double-Doubles	2015-16	Career	Record
A'ja Wilson	3	8	7-1
Alaina Coates	2	24	23-1
Sarah Imovbioh	1	1	1-0
Tiffany Mitchell	0	4	4-0

20+ Points	2015-16	Career	Record
A'ja Wilson	1	6	5-1
Tiffany Mitchell	0	13	13-0
Alaina Coates	0	8	7-1
Bianca Cuevas	0	1	1-0

10+ Points	2015-16	Career	Record
Tiffany Mitchell	4	79	70-9
Alaina Coates	4	51	48-3
A'ja Wilson	3	32	29-3
Khadijah Sessions	1	21	20-1
Tina Roy	1	13	11-2
Bianca Cuevas	1	9	9-0
Sarah Imovbioh	1	1	1-0
Asia Dozier	0	13	12-1
Jatarie White	0	2	2-0
Tiffany Davis	0	1	1-0

10+ Rebounds	2015-16	Career	Record
A'ja Wilson	3	8	7-1
Alaina Coates	2	27	26-1
Sarah Imovbioh	2	2	2-0
Tiffany Mitchell	0	7	6-1
Asia Dozier	0	1	1-0

5+ Assists	2015-16	Career	Record
Tiffany Mitchell	1	12	12-0
Khadijah Sessions	2	11	11-0
Asia Dozier	1	9	9-0
Bianca Cuevas	0	5	5-0
Tina Roy	0	5	5-0

5+ Steals	2015-16	Career	Record
Tiffany Mitchell	0	8	8-0
Tiffany Davis	0	1	1-0

5+ Blocks	2015-16	Career	Record
A'ja Wilson	1	2	1-1
Alaina Coates	0	3	3-0



Around the SEC

(Thru 11/24)

	SEC Games			Overall		
	W	L	Pct.	W	L	Pct.
Missouri	0	0	—	5	0	1.000
Alabama	0	0	—	4	0	1.000
Kentucky	0	0	—	4	0	1.000
South Carolina	0	0	—	4	0	1.000
Tennessee	0	0	—	4	0	1.000
Texas A&M	0	0	—	4	0	1.000
Mississippi St.	0	0	—	3	0	1.000
Arkansas	0	0	—	2	2	.500
Auburn	0	0	—	3	1	.750
LSU	0	0	—	3	2	.600
Florida	0	0	—	3	1	.750
Georgia	0	0	—	3	1	.750
Vanderbilt	0	0	—	2	2	.500
Ole Miss	0	0	—	1	3	.250

South Carolina's Record When...

	SEC	All		SEC	All
Record.....	0-0	4-0	No South Carolina players foul out	0-0	4-0
Playing a ranked opponent.....	0-0	1-0	One or more SC players foul out.....	0-0	0-0
Playing at home	0-0	2-0	Having 20 or more assists.....	0-0	1-0
Playing on the road	0-0	2-0	Having less than 20 assists.....	0-0	3-0
Playing at neutral site	0-0	0-0	Scoring more pts. in paint than opponent	0-0	4-0
Leading at half	0-0	3-0	Scoring equal/less pts. in paint than opp.	0-0	0-0
Trailing at half	0-0	1-0	Scoring more pts. off TOs than opponent	0-0	3-0
Tied at half	0-0	0-0	Scoring equal/less pts. off TOs than opp.	0-0	1-0
Playing an overtime game	0-0	0-0	Scoring more 2nd-chance pts.	0-0	4-0
0 players score in double figures	0-0	0-0	Scoring equal/less 2nd-chance pts.....	0-0	0-0
1 player scores in double figures	0-0	0-0	Scoring more fast break pts.....	0-0	3-0
2 players score in double figures	0-0	1-0	Scoring equal/less fast break pts.....	0-0	1-0
3 players score in double figures	0-0	0-0	Wearing white uniforms	0-0	2-0
4 players score in double figures	0-0	2-0	Wearing black uniforms	0-0	2-0
5 players score in double figures	0-0	1-0	Wearing pink uniforms	0-0	0-0
More than 5 players in double figures.....	0-0	0-0	Playing in tournaments/classics	0-0	0-0
Starters out-score opponent's starters	0-0	3-0	Playing on live television	0-0	4-0
Opponent's starters score equal/more	0-0	1-0	Playing in November.....	0-0	4-0
Bench out-scores opponent's bench	0-0	4-0	Playing in December	0-0	0-0
Opponent's bench scores equal/more.....	0-0	0-0	Playing in January	0-0	0-0
SC Starters out-score SC Bench.....	0-0	4-0	Playing in February	0-0	0-0
SC Bench out-scores/ties SC Starters	0-0	0-0	Playing in March.....	0-0	0-0
Shooting 50% or better	0-0	1-0	Playing during the day.....	0-0	2-0
Shooting between 40-49%	0-0	2-0	Playing at night	0-0	2-0
Shooting between 30-39%	0-0	1-0	Playing on Sunday.....	0-0	2-0
Shooting less than 30%	0-0	0-0	Playing on Monday.....	0-0	0-0
Opponent shoots 50% or better	0-0	0-0	Playing on Tuesday.....	0-0	0-0
Opponent shoots between 40-49%	0-0	0-0	Playing on Wednesday.....	0-0	1-0
Opponent shoots between 30-39%	0-0	3-0	Playing on Thursday.....	0-0	0-0
Opponent shoots less than 30%	0-0	1-0	Playing on Friday	0-0	1-0
Shooting better than opponent.....	0-0	4-0	Playing on Saturday.....	0-0	0-0
Shooting worse than/equal to opponent	0-0	0-0	Margin is less than 5 pts.	0-0	1-0
Having more FTs made than opponent	0-0	3-0	Margin is between 5-9.....	0-0	1-0
Having equal/less FTs made than opponent	0-0	1-0	Margin is between 10-19.....	0-0	0-0
Out-rebounding opponent.....	0-0	4-0	Margin is 20 pts. or more.....	0-0	2-0
Having equal/less rebounds than opponent	0-0	0-0	Having a 20-pt. scorer.....	0-0	1-0
Having more TOs than opponent	0-0	2-0	Having a 30-pt. scorer.....	0-0	0-0
Having equal or less TOs than opponent.....	0-0	2-0	Scoring 49 points or less.....	0-0	0-0
Attempting more FT than 3FG.....	0-0	2-0	Scoring 50-59 points.....	0-0	0-0
Attempting equal/less FT than 3FG	0-0	2-0	Scoring 60-69 points.....	0-0	2-0
Making 5 or more 3FGs.....	0-0	3-0	Scoring 70-79 points.....	0-0	0-0
Making less than 5 3FGs.....	0-0	1-0	Scoring 80-89 points.....	0-0	1-0
Making no 3 FGs.....	0-0	0-0	Scoring 90-99 points.....	0-0	1-0
Attempting 15 or more 3FGs.....	0-0	3-0	Scoring 100 points or more.....	0-0	0-0
Attempting less than 15 3FGs.....	0-0	1-0			

2015-16 Team High/Low

South Carolina Highs	South Carolina Lows	Category	Opponent Lows	Opponent Highs
92 vs. UNCG, 11/15	67 at Clemson, 11/18	Points in Game	41, at Clemson, 11/18	80, Ohio State, 11/13
53 (1st) vs. UNCG, 11/15	34 (1st) at Clemson, 11/18	Points in a Half	19 (2nd), UNCG, 11/15	47 (1st), Ohio State, 11/13
30 (1st) vs. Ohio State, 11/13	9 (4th) at Clemson, 11/18	Points in a Quarter	8 (3rd), at Clemson, 11/18	26 (1st), Ohio State, 11/13
35 vs. UNCG, 11/15	23 at Clemson, 11/18	Field Goals Made	14, at Clemson, 11/18	26, Ohio State, 11/13
69 vs. Ohio State, 11/13	63 at Clemson, 11/18	Field Goal Attempts	43, at Clemson, 11/18	80, Ohio State, 11/13
.522 (35-67), vs. UNCG, 11/15	.365 (23-63) at Clemson, 11/18	FG Percentage	.258 (16-62), UNCG, 11/15	.359 (23-64), at UCLA, 11/22
8 vs. UNCG, 11/15	3 vs. Ohio State, 11/13	3-Point FG Made	3, at Clemson, 11/18 3, UNCG, 11/15	10, Ohio State, 11/13
25 at Clemson, 11/18	11 vs. Ohio State, 11/13	3-Point FG Attempts	7, at Clemson, 11/18	23, Ohio State, 11/13
.333 (8-24) vs. UNCG, 11/15	.273 (3-11) vs. Ohio State, 11/13	3-Point FG Percentage	.222 (4-18), at UCLA, 11/22	.435 (10-23), Ohio State, 11/13
23 vs. Ohio State, 11/13	14 at UCLA, 11/22 14 at Clemson, 11/18 14 vs. UNCG, 11/15	Free Throws Made	9, UNCG, 11/15	18, Ohio State, 11/13
35 vs. Ohio State, 11/13	16 at UCLA, 11/22 14, UNCG, 11/15	Free Throw Attempts	14, at Clemson, 11/18	25, at UCLA, 11/22
.875 (14-16) at UCLA, 11/22	.500 (14-28) at Clemson, 11/18	FT Percentage	.600 (15-25), at UCLA, 11/22	.900 (18-20), Ohio State, 11/13
51 vs. Ohio State, 11/13	41 at Clemson, 11/18	Rebounds	31, at UCLA, 11/22	42, Ohio State, 11/13
25 vs. UNCG, 11/15	11 vs. Ohio State, 11/13	Assists	3, Ohio State, 11/13	12, at Clemson, 11/18
15 vs. UNCG, 11/15	6 at UCLA, 11/22	Steals	0, at Clemson, 11/18	13, at UCLA, 11/22 13, Ohio State, 11/13
10 vs. UNCG, 11/15	4 at UCLA, 11/22	Blocked Shots	0, at Clemson, 11/18	10, Ohio State, 11/13
21 at UCLA, 11/22	5 at Clemson, 11/18	Turnovers	9, at UCLA, 11/22	21, UNCG, 11/15
20 vs. Ohio State, 11/13	15 at Clemson, 11/18 15 vs. UNCG, 11/15	Fouls	21, at UCLA, 11/22 21, UNCG, 11/15	29, Ohio State, 11/13

2015-16 Individual Superlatives

Category	South Carolina	Opponent
Points in Game	20 by A'ja Wilson vs. Ohio State, 11/13	36 by Kelsey Mitchell, Ohio State, 11/13
Points in a Half	13 (1st) by A'ja Wilson vs. UNCG, 11/15	21 (2nd) by Kelsey Mitchell, Ohio State, 11/13
Points in a Quarter	12 (4th) by A'ja Wilson vs. Ohio State, 11/13	13 (4th) by Kelsey Mitchell, Ohio State, 11/13
Field Goals Made	9 by A'ja Wilson vs. UNCG, 11/15	10 by Kelsey Mitchell, Ohio State, 11/13
Field Goal Attempts	18 by A'ja Wilson vs. Ohio State, 11/13	24 by Kelsey Mitchell, Ohio State, 11/13
FG Percentage	.857 (6-7) by Alaina Coates at UCLA, 11/22 .857 (6-7) by Alaina Coates vs. UNCG, 11/15	.600 (6-10) by Justice Wright, at Clemson, 11/18
3-Point FG Made	5 by Tina Roy at UCLA, 11/22	4 by Ameryst Alston, Ohio State, 11/13 4 by Kelsey Mitchell, Ohio State, 11/13
3-Point FG Attempts	11 by Tina Roy at UCLA, 11/22	9 by Kelsey Mitchell, Ohio State, 11/13
3-Point FG Percentage	.571 (4-7) by Tiffany Mitchell at Clemson, 11/18	.800 (4-5) by Ameryst Alston, Ohio State, 11/13
Free Throws Made	6 by Tiffany Mitchell at UCLA, 11/22 6 by Bianca Cuevas vs. UNCG, 11/15 6 by Khadijah Sessions vs. Ohio State, 11/13	12 by Kelsey Mitchell, Ohio State, 11/13
Free Throw Attempts	10 by Alaina Coates vs Ohio State, 11/13	13 by Kelsey Mitchell, Ohio State, 11/13
FT Percentage	1.00 (6-6) by Tiffany Mitchell at UCLA, 11/22	.923 (12-13) by Kelsey Mitchell, Ohio State, 11/13
Rebounds	19 by A'ja Wilson vs. Ohio State, 11/13	15 by Shayla Cooper, Ohio State, 11/13
Assists	6 by Asia Dozier vs. UNCG, 11/15 6 by Tina Roy vs. UNCG, 11/15	6 by Danielle Edwards, at Clemson, 11/18
Steals	4 by Tiffany Mitchell at Clemson, 11/18 4 by Tiffany Mitchell vs. Ohio State, 11/13 4 by Khadijah Sessions vs. Ohio State, 11/13	6 by Jordin Canada, at UCLA, 11/22
Blocked Shots	6 by A'ja Wilson vs. UNCG, 11/15	3 by Kelsey Mitchell, Ohio State, 11/13
Turnovers	8 by Tiffany Mitchell vs. Ohio State, 11/13	8 by Shayla Cooper, Ohio State, 11/13

Gamecock Career Highs

Alaina Coates

Pts	24, 2x, last vs. Ole Miss, 1/30/14
FG	11 vs. Vanderbilt, 1/5/14
FGA	16 vs. Vanderbilt, 1/5/14
FG %	1.000 (7-7) vs. SC St., 12/22/13
FT	11 at San Diego St., 11/23/13
FTA	15 at San Diego St., 11/23/13
FT %	1.000 (10-10) vs. North Carolina, 3/27/15
Reb	17 vs. Kentucky, 1/9/14
Off Reb	7 vs. Kentucky, 1/9/14
Def Reb	13 vs. CSU Northridge, 3/23/14
Blk	5, 3x, last vs. Alabama, 1/29/15
Stl	3, 3x, last vs. UNCG, 11/15/15
Asst	3, 3x, last vs. Savannah State, 3/22/15
Min	32 at UCLA, 11/22/15

Shay Colley

Pts	7 vs. UNCG, 11/15/15
FG	3 vs. UNCG, 11/15/15
FGA	5, 2x, last at UCLA, 11/22/15
FG %	.600 (3-5) vs. UNCG, 11/15/15
FT	5 at Clemson, 11/18/15
FTA	6 at Clemson, 11/18/15
FT %	.833 (5-6) at Clemson, 11/18/15
Reb	3 at Clemson, 11/18/15
Off Reb	2, 2x, last at UCLA, 11/22/15
Asst	2 at Clemson, 11/18/15
Min	16, 2x, last at Clemson, 11/18/15

Bianca Cuevas

Pts	21 at Ole Miss, 2/1/15
FG	7 at Georgia, 2/5/15
FGA	14 at Georgia, 2/5/15
FG %	.833 (5-6) at Hampton, 12/17/14
3FG	2, 4x, last at Georgia, 2/5/15
3FGA	6 vs. Clemson, 11/20/14
3FG %	.667 (2-3) at Hampton, 12/17/14
FT	9 at Ole Miss, 2/1/15
FTA	11 at Ole Miss, 2/1/15
FT %	1.000 (5-5) vs. Syracuse, 3/22/15
Reb	4, 3x, last at Georgia, 2/5/15
Off Reb	3 vs. Alabama, 1/29/15
Blk	2 vs. NC Central, 12/1/14
Stl	4, 2x, last vs. Savannah State, 12/14/14
Asst	5, 5x, last vs. Savannah State 3/20/15
Min	24 at Ole Miss, 2/1/15

Asia Dozier

Pts	16, 2x, at San Diego St., 11/23/13
FG	6, 2x, last at Alabama, 1/8/15
FGA	13 at San Diego St., 11/23/13
FG %	1.00 (4-4) at Kentucky, 2/14/13
3FG	4, 2x, last vs. Syracuse, 3/22/15
3FGA	10 at San Diego St., 11/23/13
3FG %	1.000 (2-2), 2x, last vs. Savannah St., 12/28/13
FT	4, 3x, last vs. Florida State, 3/29/15
FTA	7 vs. Elon, 11/9/12
FT %	1.000 (4-4), 2x, last vs. Florida State, 3/29/15
Reb	10 vs. Elon, 11/9/12
Off Reb	4 vs. Elon, 11/9/12
Blk	3 at Kentucky, 3/1/15
Stl	2, 8x, last vs. LSU, 3/7/15
Asst	6, 3x, last vs. UNCG, 11/15/15
Min	40 at Arkansas, 1/2/14

Kaydra Duckett

Pts	2, 2x, last vs. Savannah State, 12/14/14
FGA	3 vs. Savannah State, 12/14/14
FT	2 vs. Savannah State, 12/14/14
FTA	2 vs. Savannah State, 12/14/14
FT %	1.000 (2-2) vs. Savannah State, 12/14/14
Reb	4 vs. Savannah State, 12/14/14
Off Reb	2 vs. Savannah State, 12/14/14
Min	10 vs. UNCG, 11/15/15

India Farmer

Pts	3, 2x, last vs. Alabama, 1/19/14
FGA	3 vs. NC Central, 12/2/13
3FGA	2 vs. NC Central, 12/2/13
FT	2 at Florida, 1/19/15
FTA	2, 2x, last, at Florida, 1/19/15
FT %	1.000 (2-2) at Florida, 1/19/15
Reb	3 vs. NC Central, 12/2/13
Blk	2 vs. UNCG, 11/15/15
Min	11 vs. NC Central, 12/2/13

Sarah Imovbioh

Pts	14 vs. UNCG, 11/15/15
FG	5 vs. UNCG, 11/15/15
FGA	7 vs. UNCG, 11/15/15
FG %	.800 (4-5) vs. Ohio St., 11/13/15
FT	4 vs. UNCG, 11/15/15
FTA	8 at Clemson, 11/18/15
FT %	.667 (4-6) vs. UNCG, 11/15/15
Reb	11 vs. UNCG, 11/15/15
Off Reb	5 vs. UNCG, 11/15/15
Stl	2, 2x, last at Clemson, 11/18/15
Min	21 vs. UNCG, 11/15/15

Tiffany Mitchell

Pts	25 vs. Georgia, 2/27/14
FG	8, 6x, last vs. Florida State, 3/29/15
FGA	17 vs. Tennessee, 1/3/13
FG %	.857 (6-7) vs. Savannah State, 12/14/14
3FG	6, 2x, last at Hampton, 12/17/14
3FGA	8, 2x, last at Hampton, 12/17/14
3FG %	1.000 (6-6) vs. San Diego State, 11/23/14
FT	13 vs. CSU Northridge, 3/23/14
FTA	17 vs. CSU Northridge, 3/23/14
FT %	1.000 (10-10) vs. Georgia, 2/27/14
Reb	11, 5x, last at Arkansas, 1/2/14
Off Reb	6 at Florida, 1/20/13
Blk	3 at Arkansas, 2/19/15
Stl	7 vs. NC Central, 12/1/14
Asst	9 at San Diego State, 11/23/13
Min	40, 2x, last vs. Florida State, 3/29/15

Tina Roy

Pts	17 at UCLA, 11/22/15
FG	6 at UCLA, 11/22/15
FGA	14 at UCLA, 11/22/15
FG %	1.000 (4-4) at Alabama, 1/8/15
3FG	5, 3x, last at UCLA, 11/22/15
3FGA	11 at UCLA, 11/22/15
3FG %	1.000 (3-3) at Alabama, 1/8/15
FT	4 at Southern Cal, 11/25/13
FTA	4, 4x, last vs. Georgia, 2/27/14
FT %	1.000 (4-4) at Southern Cal, 11/25/13
Reb	8 at Mississippi State, 2/6/14
Off Reb	3, 2x, last vs. CSU Northridge, 3/23/14
Blk	2 vs. Mississippi State, 2/6/14
Stl	3 vs. Southern Cal, 11/15/14
Asst	10 vs. Savannah State, 12/14/14
Min	37 at UCLA, 11/22/15

Khadijah Sessions

Pts	19 vs. Auburn, 2/3/13
FG	6, 2x, last vs. Seton Hall, 11/17/13
FGA	15 at Missouri, 2/28/13
FG %	.833 (5-6) vs. LSU, 2/12/15
3FG	3, 4x, last vs. LSU, 3/7/15
3FGA	6, 3x, last vs. Kentucky, 1/11/15
3FG %	1.00 (3-3) at Kentucky, 2/20/14
FT	8 vs. Auburn, 2/3/13
FTA	12 vs. Missouri, 2/2/14
FT %	1.00 (5-5) at Kentucky, 2/20/14
Reb	6 vs. Clemson, 11/20/14
Off Reb	3 at Missouri, 2/28/13
Stl	4, 11x, last vs. Ohio State, 11/13/15
Asst	8 vs. NC Central, 12/1/14
Min	37 at Southern Cal, 11/25/13

Jatarie White

Pts	11 vs. Clemson, 11/20/14
FG	5 vs. Clemson, 11/20/14
FGA	12 vs. Clemson, 11/20/14
FG %	.600 (3-5) vs. San Diego State, 11/23/14
FT	2, 5x, last at UCLA, 11/22/15
FTA	4 at Florida, 1/19/15
FT %	1.000 (2-2) at UCLA, 11/22/15
Reb	7 at Georgia, 2/5/15
Off Reb	4 at Clemson, 11/23/14
Def Reb	7 at Georgia, 2/5/15
Blk	2 at Georgia, 2/5/15
Stl	2 vs. Syracuse, 3/22/15
Asst	2, 4x, last at Clemson, 11/18/15
Min	22 vs. San Diego St., 11/23/14

A'ja Wilson

Pts	26 vs. LSU, 2/12/15
FG	9 vs. UNCG, 11/15/15
FGA	18 vs. Ohio State, 11/13/15
FG %	.800 (8-10) vs. Savannah State, 12/14/14
FT	11 vs. LSU, 2/12/15
FTA	15 vs. LSU, 2/12/15
FT %	1.00 (5-5) vs. Miss. St., 2/26/15
Reb	19 at Kentucky, 3/1/15
Off Reb	6 vs. UNCG, 11/15/15
Def Reb	14 at Kentucky, 3/1/15
Blk	6, 2x, last vs. UNCG, 11/15/15
Stl	3, 4x, last vs. Central Michigan, 12/20/14
Asst	3, 5x, last at UCLA, 11/22/15
Min	33 at Kentucky, 3/1/15

The Last Time...

Individual

Scored 50 Points

South Carolina 51, Jocelyn Penn vs. Stetson, 1/4/03
Opponent Never

Scored 40 Points

South Carolina 51, Jocelyn Penn vs. Stetson, 1/4/03
Opponent 46, Cornelia Gayden, LSU, 1/14/95

Scored 30 Points

South Carolina 30, Ieasia Walker vs. Clemson, 11/18/10
Opponent 36, Kelsey Mitchell, Ohio State, 11/13/15

Grabbed 20 Rebounds

South Carolina 25, Kelsey Bone vs. Boston University, 12/28/09
Opponent 24, Courtney Paris, Oklahoma, 12/30/07

Grabbed 15 Rebounds

South Carolina 19, A'ja Wilson at Kentucky, 3/1/15
Opponent 15, Shayla Cooper, Ohio State, 11/13/15

Two Players with 20 or More Points

South Carolina Tiffany Mitchell 20/A'ja Wilson 20 vs. Vanderbilt, 2/15/15
Opponent Kelsey Bone 36/Ameryst Alston 23, Ohio State, 11/13/15

Two Players with 10 or More Rebounds

South Carolina Alaina Coates 12/A'ja Wilson 10 at UCLA, 11/22/15
Opponent Shela Boykin 12/Danielle Ballard 12, LSU, 2/12/15

Had 10 Assists

South Carolina 10, Tina Roy vs. Savannah State, 12/14/14
Opponent 11, Marneshia Richard, Mississippi State, 1/21/07

Had Five Steals

South Carolina 5, Tiffany Mitchell at Arkansas, 2/19/15
Opponent 6, Jordyn Canada, at UCLA, 11/22/15

Had Five Blocked Shots

South Carolina 6, A'ja Wilson vs. UNCG 11/15/15
Opponent 5, Breanna Stewart, at UConn, 2/9/15

Had a Double-Double

South Carolina Alaina Coates (12 pts/12 rebs)/A'ja Wilson (11 pts/10 rebs) at UCLA, 11/22/15
Opponent Stephanie Mavunga (10 pts/13 rebs), North Carolina, 3/27/15

Two Players had a Double-Double

South Carolina Alaina Coates (12 pts/12 rebs)/A'ja Wilson (11 pts/10 rebs) at UCLA, 11/22/15
Opponent Sheila Boykin (12 pts/12 rebs)/Danielle Ballard (16 pts/12 rebs), LSU, 2/12/15

Three Players had a Double-Double

South Carolina Ashley Bruner (16 pts/12 rebs)/Aleighsa Welch (16 pts/ 11 rebs)/Elem Ibiam (12 pts/10 rebs) vs. Kansas, 3/25/13
Opponent Merlakia Jones (26 pts/10 rebs)/Takilya Davis (19 pts/13 rebs)/DeLisha Milton (14 pts/15 rebs), at Florida, 2/20/94

Had a Triple-Double

South Carolina Iva Sliskovic (18 pts, 15 rebs, 10 assts) vs. High Point, 12/20/06
Opponent Never

Team

Scored 100 Points

South Carolina 102 at Alabama, 1/8/15
Opponent 103, Clemson, 11/21/03

Won by 30 or More Points

South Carolina 92-44 (48) vs. UNCG, 11/15/15
Opponent 66-34 (32), Georgia, 3/4/11

Shot 65% or Better from the Field

South Carolina .652 (45-69) vs. East Tennessee State, 12/19/00
Opponent Never

Shot 60% or Better from the Field

South Carolina .612 (30-49) vs. Florida State, 3/29/15
Opponent .604 (29-48), Vanderbilt, 1/18/01

Shot 50% or Better from the Field

South Carolina .522 (35-67) vs. UNCG, 11/15/15
Opponent .554 (31-56), at UConn, 2/9/15

No Players in Double-Figure Points

South Carolina at Auburn, 1/19/12
Opponent at Georgia, 2/5/15

Five Players in Double-Figure Points

South Carolina vs. UNCG, 11/15/15
Opponent Arkansas, 2/14/10

More Than Five Players in Double-Figure Points

South Carolina 6 vs. Syracuse, 3/22/15
Opponent 6 at Georgia, 2/13/03

Faced AP Top-25 Opponent

Win 88-80 vs. No. 6 Ohio State, 11/13/15
Loss 56-67 at No. 13 Kentucky, 3/1/15

Faced AP Top-10 Opponent

Win 88-80 vs. No. 6 Ohio State, 11/13/15
Loss 87-62 at No. 2 UConn, 2/9/15

Faced AP Top-5 Opponent

Win 62-46 vs. No. 5 Tennessee, 3/8/15
Loss 87-62 at No. 2 UConn, 2/9/15

Faced AP No. 1 Team

Win Never
Loss 49-53 vs. No. 1 Stanford, 12/19/12

Overtime Game

Win 58-55 vs. Drexel, 11/28/12
Loss 65-57 at Texas A&M, 1/16/14

Double-Overtime Game

Win 92-91 at Florida State, 2/4/91
Loss 92-94 at Clemson, 11/19/09

South Carolina Was Ranked (AP Poll)

No. 1 2/9/15
Top 10 No. 2, 11/23/15
Top 25 No. 2, 11/23/15

Staley Era Team Records

Italics indicates set in 2015-16

Scoring

Most	Points
1. vs. Savannah State, 12/14/14	111
2. at Alabama, 1/8/15	102
3. vs. Clemson, 11/20/14	99
vs. Ole Miss, 1/30/14	99
vs. Charleston Southern, 11/8/13	99

Fewest	Points
1. at Stanford, 11/26/10	32
2. vs. Georgia, 3/4/11	34
3. vs. Mississippi State, 3/5/09	39
4. at Georgia, 1/13/13	40
5. at Mississippi State, 2/26/09	41

Fewest Allowed	Points
1. vs. South Carolina State, 12/14/11	21
2. vs. Presbyterian, 11/27/11	24
3. vs. NC Central, 12/1/14	26
vs. SC State, 12/22/13	26
5. vs. NC Central, 12/2/13	27

Most Allowed	Points
1. at Clemson, 11/19/09	94
2. vs. North Carolina, 12/20/09	93
3. at Connecticut, 2/9/15	87
4. vs. Xavier, 11/12/10	84
5. at Tennessee, 2/17/11	82
at Florida, 2/22/09	82

Margin of Outcome

Victory	Score	Margin
1. vs. Charleston Southern, 11/8/13	99-29	+70
2. vs. NC Central, 12/1/14	90-26	+64
3. vs. Savannah State, 12/14/14	111-49	+62
4. vs. Clemson, 11/20/14	99-41	+58
5. vs. NC Central	79-27	+52

Defeat	Score	Margin
1. at Stanford, 11/26/10	32-70	-38
2. vs. Georgia, 3/4/11	34-66	-32
3. vs. Stanford, 12/19/08	47-78	-31
4. at Penn State, 11/21/10	48-78	-30
5. vs. Connecticut, 12/28/08	48-77	-29

Field Goals

Made	FGM
1. vs. Charleston Southern, 11/8/13	39
2. vs. Savannah State, 12/14/14	38
vs. Clemson, 11/20/14	38
4. at Alabama, 1/8/15	37
vs. Central Michigan, 12/20/14	37

Attempts	FGA
1. vs. Penn State, 11/20/11	76
2. at Clemson, 11/19/09	74
3. vs. Tennessee, 1/20/11	73
4. vs. Central Michigan, 12/20/14	72
vs. Clemson, 11/20/14	72
vs. Kansas, 3/25/13	72

Highest Percentage (Min. 40 FGA)	FGM-A	Pct
1. vs. Savannah State, 3/20/15	34-53	.642
2. at Alabama, 1/8/15	37-58	.638
3. vs. Florida State, 3/29/15	30-49	.612
4. vs. Charleston Southern, 11/8/13	39-64	.609
5. vs. Ole Miss, 1/30/14	31-51	.608

Lowest Percentage (Min. 40 FGA)	FGM-A	Pct
1. at Stanford, 11/26/10	12-55	.218
2. vs. Georgia, 3/4/11	12-52	.231
3. at Florida, 1/20/13	15-64	.234
4. at Kentucky, 2/5/09	13-55	.236
5. at Georgia, 1/2/11	13-54	.241

Lowest Percentage Allowed	FGM-A	Pct
1. vs. South Carolina State, 12/14/11	6-48	.125
2. vs. NC Central, 12/2/13	8-50	.160
3. vs. Charleston Southern, 11/8/13	10-54	.185
4. vs. Arkansas, 3/6/15	11-57	.193
vs. Hampton, 11/22/12	11-57	.193

Highest Percentage Allowed	FGM-A	Pct
1. vs. Connecticut, 12/28/08	35-62	.565
vs. Florida, 1/9/11	26-46	.565
3. vs. Xavier, 11/12/10	34-61	.557
4. at Connecticut, 2/9/15	31-56	.554
5. at Kentucky, 1/13/11	30-55	.545

3-Point Field Goals

Made	3FGM
1. at Alabama, 1/8/15	11
2. at Hampton, 12/17/14	9
vs. Syracuse, 11/28/14	9
vs. San Diego State, 11/23/14	9
Seven other times	9

Attempts	3FGA
1. vs. Penn State, 11/20/11	29
2. vs. College of Charleston, 11/14/13	28
vs. North Carolina, 12/19/10	28
4. vs. Syracuse, 11/28/14	26
5. <i>at Clemson, 11/18/15</i>	25
vs. Savannah State, 11/15/12	25
at Ole Miss, 1/16/11	25

Percentage (Min. 5 3FGA)	3FGM-A	Pct
1. vs. Oregon State, 3/25/14	4-6	.667
vs. Ole Miss, 1/30/14	4-6	.667
vs. Savannah State, 12/28/13	4-6	.667
vs. Western Carolina, 12/29/12	6-9	.667
at Alabama, 1/10/10	8-12	.667
vs. Charlotte, 12/21/08	8-12	.667

Free Throws

Made	FTM
1. vs. Savannah State, 12/14/14	34
vs. Oregon State, 3/25/14	34
3. vs. Ole Miss, 1/30/14	32
at Mississippi State, 1/6/13	32
5. vs. Georgia, 2/27/14	30
vs. Savannah State, 12/28/13	30
vs. Seton Hall, 11/17/13	30

Attempts	FTA
1. at Mississippi State, 1/6/13	50
2. vs. Savannah State, 12/28/13	48
3. vs. Savannah State, 12/14/14	47
4. vs. Missouri, 2/2/14	46
5. vs. Seton Hall, 11/17/13	44
vs. SC State, 12/21/12	44

Percentage (Min. 10 FTA)	FTM-A	Pct
1. vs. Alabama, 1/19/14	10-11	.909
2. vs. Auburn, 1/2/09	23-26	.885
3. <i>at UCLA, 11/22/15</i>	14-16	.875
vs. San Diego State, 11/28/09	14-16	.875
5. at Mississippi State, 2/6/14	20-23	.870

Rebounding

Total	Rebs
1. vs. College of Charleston, 11/14/13	62
2. at Florida, 1/20/13	59
3. vs. Hampton, 11/22/12	57
4. vs. Savannah State, 12/14/14	56
5. vs. Kentucky, 1/11/15	55

Margin	Rebs	Margin
1. vs. Savannah State, 12/14/14	56-21	+35
2. at Alabama, 2/7/13	53-24	+29
3. vs. Hampton, 12/17/14	48-21	+27
4. vs. SC State, 12/22/13	47-21	+26
vs. Florida Gulf Coast, 11/23/12	46-20	+26

Assists

Game	Assists
1. vs. NC Central, 12/1/14	26
2. <i>vs. UNCG, 11/15/15</i>	25
vs. San Diego State, 11/23/14	25
vs. Clemson, 11/20/14	25
vs. Alabama, 1/19/14	25
vs. Charleston Southern, 11/8/13	25

Steals

Game	Steals
1. vs. NC Central, 12/1/14	21
vs. Furman, 12/11/11	21
3. vs. San Diego State, 11/23/14	18
4. vs. Charleston Southern, 11/8/13	17
5. vs. NC State, 12/12/10	16
vs. USC Upstate, 12/16/08	16

Blocked Shots

Game	Blocks
1. vs. Arkansas, 3/6/15	15
2. at Mississippi State, 2/6/14	14
vs. Kentucky, 1/9/14	14
4. at Kentucky, 3/1/15	12
vs. Charleston Southern, 11/14/13	12

Turnovers

Fewest	TOs
1. at Tennessee, 2/2/12	4
2. <i>at Clemson, 11/18/15</i>	5
vs. Tennessee, 2/23/15	5
vs. Syracuse, 11/28/14	5
at Missouri, 2/28/13	5
vs. Georgia, 3/2/12	5
vs. Ole Miss, 3/3/11	5

Most	TOs
1. at Wake Forest, 12/3/08	32
2. vs. Hampton, 11/22/12	29
vs. Kentucky, 1/15/12	29
4. at Kentucky, 1/13/11	28
5. vs. Jacksonville, 12/30/08	26



2015-16 South Carolina Basketball
 South Carolina Season Schedule/Results & Leaders (as of Nov 22, 2015)
All games



RECORD:	OVERALL	HOME	AWAY	NEUTRAL
ALL GAMES	4-0	2-0	2-0	0-0
CONFERENCE	0-0	0-0	0-0	0-0
NON-CONFERENCE	4-0	2-0	2-0	0-0

Date	Opponent	Score	Att. High Points	High Rebounds
11/13/15	#6/10 OHIO STATE	w 88-80	16815 (20)WILSON, A'ja	(14)WILSON, A'ja
11/15/15	UNCG	w 92-44	13607 (19)WILSON, A'ja	(11)IMOVBIOH, Sarah
11/18/15	at Clemson	w 67-41	1030 (18)MITCHELL, Tiffany	(6)COATES, Alaina (6)IMOVBIOH, Sarah
11/22/15	at UCLA	w 68-65	2018 (17)ROY, Tina (17)MITCHELL, Tiffany	(6)WHITE, Jatarie (12)COATES, Alaina

* - Conference game

Attendance Summary	Games	Attend	Avg/Game
Home	2	30422	15211
Away	2	3048	1524
Neutral	0	0	0
Total	4	33470	8368



2015-16 South Carolina Basketball
South Carolina Points-Rebounds-Assists (as of Nov 22, 2015)
All games



Opponent	Date	Score		00	01	03	05	22	23	24
				COLLEY,SHA	CUEVAS,BIA	DUCKETT,KA	SESSIONS,K	WILSON,A'J	ROY,TINA	IMOVBIQH,S
#6/10 OHIO STATE	11/13/15	88-80	w	0-0-0	5-0-1	0-0-0	12-3-3	20-14-0	3-1-1	8-10-0
UNCG	11/15/15	92-44	w	7-2-1	11-2-1	0-1-0	2-1-4	19-10-1	9-0-6	14-11-0
at Clemson	11/18/15	67-41	w	5-3-2	4-1-2	DNP	0-2-5	7-5-0	3-1-1	9-6-0
at UCLA	11/22/15	68-65	w	2-2-0	7-2-2	DNP	0-5-1	11-10-3	17-3-4	0-4-0

Opponent	Date	Score		25	31	40	41	44
				MITCHELL,T	DOZIER,ASI	WHITE,JATA	COATES,ALA	FARMER,IND
#6/10 OHIO STATE	11/13/15	88-80	w	15-3-3	4-0-1	4-3-2	17-13-0	DNP
UNCG	11/15/15	92-44	w	10-2-5	3-2-6	5-3-1	12-7-0	0-1-0
at Clemson	11/18/15	67-41	w	18-5-0	8-1-0	3-6-2	10-6-1	DNP
at UCLA	11/22/15	68-65	w	17-5-2	0-0-0	2-2-0	12-12-0	DNP



2015-16 South Carolina Basketball
South Carolina Team Game-by-Game Comparison (as of Nov 22, 2015)
All games



Opponent	1st	2nd	Score	Mar	Total FG	FG Pct	3-Pointers	3FG Pct	Free Throws	FT Pct	Rebounds	Assist	T/Over	Block	Steal	Fouls	
#6/10 OHIO STATE	45/47	43/33	88-80	+8	31-69/26-80	.449/.325	3-11/10-23	.273/.435	23-35/18-20	.657/.900	51/42	+9	11/3	20/18	6/10	9/13	20/29
UNCG	53/25	39/19	92-44	+48	35-67/16-62	.522/.258	8-24/3-13	.333/.231	14-23/9-14	.609/.643	47/36	+11	25/4	10/21	10/2	15/6	15/21
Clemson	31/20	36/21	67-41	+26	23-63/14-43	.365/.326	7-25/3-7	.280/.429	14-28/10-14	.500/.714	41/36	+5	13/12	5/19	6/0	12/0	15/24
UCLA	32/31	36/34	68-65	+3	24-55/23-64	.436/.359	6-19/4-18	.316/.222	14-16/15-25	.875/.600	45/31	+14	12/10	21/9	4/3	6/13	19/21

Note: Game totals are displayed in the format TEAM/OPPONENT for each category



2015-16 South Carolina Basketball
South Carolina Combined Team Statistics (as of Nov 22, 2015)
All games



RECORD:	OVERALL	HOME	AWAY	NEUTRAL
ALL GAMES	4-0	2-0	2-0	0-0
CONFERENCE	0-0	0-0	0-0	0-0
NON-CONFERENCE	4-0	2-0	2-0	0-0

##	Player	gp-gs	min	avg	Total		3-Point		F-Throw		Rebounds				pf	dq	a	to	blk	stl	pts	avg
					fg-fga	fg%	3fg-fga	3fg%	ft-fga	ft%	off	def	tot	avg								
25	MITCHELL, Tiffany	4-4	114	28.5	20-47	.426	9-23	.391	11-14	.786	6	9	15	3.8	9	0	10	16	1	11	60	15.0
22	WILSON, A'ja	4-4	89	22.3	24-51	.471	0-0	.000	9-15	.600	14	25	39	9.8	5	0	4	4	15	3	57	14.3
41	COATES, Alaina	4-3	95	23.8	22-30	.733	0-0	.000	7-17	.412	15	23	38	9.5	9	0	1	6	5	7	51	12.8
23	ROY, Tina	4-4	101	25.3	11-34	.324	10-31	.323	0-0	.000	0	5	5	1.3	5	0	12	3	0	1	32	8.0
24	IMOVBIQH, Sarah	4-1	64	16.0	12-16	.750	0-0	.000	7-16	.438	15	16	31	7.8	7	0	0	1	0	5	31	7.8
01	CUEVAS, Bianca	4-0	57	14.3	7-20	.350	1-7	.143	12-15	.800	0	5	5	1.3	5	0	6	6	0	4	27	6.8
31	DOZIER, Asia	4-0	62	15.5	5-16	.313	3-12	.250	2-2	1.000	0	3	3	0.8	2	0	7	4	0	0	15	3.8
40	WHITE, Jatarie	4-0	58	14.5	4-13	.308	0-0	.000	6-9	.667	5	9	14	3.5	5	0	5	0	2	0	14	3.5
05	SESSIONS, Khadijah	4-4	96	24.0	4-12	.333	0-2	.000	6-8	.750	1	10	11	2.8	12	0	13	8	0	7	14	3.5
00	COLLEY, Shay	4-0	46	11.5	4-13	.308	1-3	.333	5-6	.833	5	2	7	1.8	8	0	3	5	0	3	14	3.5
44	FARMER, India	1-0	5	5.0	0-1	.000	0-1	.000	0-0	.000	0	1	1	1.0	0	0	0	0	2	0	0	0.0
03	DUCKETT, Kaydra	2-0	13	6.5	0-1	.000	0-0	.000	0-0	.000	0	1	1	0.5	2	0	0	1	1	1	0	0.0
Team											6	8	14				2					
Total.....		4	800		113-254	.445	24-79	.304	65-102	.637	67	117	184	46.0	69	0	61	56	26	42	315	78.8
Opponents.....		4	800		79-249	.317	20-61	.328	52-73	.712	58	87	145	36.2	95	2	29	67	15	32	230	57.5

TEAM STATISTICS	SC	OPP	Date	Opponent	Score	Att.
SCORING	315	230	11/13/15	#6/10 OHIO STATE	w 88-80	16815
Points per game	78.8	57.5	11/15/15	UNCG	w 92-44	13607
Scoring margin	+21.3	-	11/18/15	at Clemson	w 67-41	1030
FIELD GOALS-ATT	113-254	79-249	11/22/15	at UCLA	w 68-65	2018
Field goal pct	.445	.317	* - Conference game			
3 POINT FG-ATT	24-79	20-61				
3-point FG pct	.304	.328				
3-pt FG made per game	6.0	5.0				
FREE THROWS-ATT	65-102	52-73				
Free throw pct	.637	.712				
F-Throws made per game	16.3	13.0				
REBOUNDS	184	145				
Rebounds per game	46.0	36.2				
Rebounding margin	+9.8	-				
ASSISTS	61	29				
Assists per game	15.3	7.3				
TURNOVERS	56	67				
Turnovers per game	14.0	16.8				
Turnover margin	+2.8	-				
Assist/turnover ratio	1.1	0.4				
STEALS	42	32				
Steals per game	10.5	8.0				
BLOCKS	26	15				
Blocks per game	6.5	3.8				
ATTENDANCE	30422	3048				
Home games-Avg/Game	2-15211	2-1524				
Neutral site-Avg/Game	-	0-0				

Score by Periods	1st	2nd	3rd	4th	Totals
South Carolina	91	70	86	68	315
Opponents	67	56	49	58	230