



GAMECOCK VOLLEYBALL

SOUTH CAROLINA

UPCOMING OPPONENTS

 Clemson 1-2 Fri., Sept. 4, 4 PM <i>Alley Gym</i> Series History SC leads 36-24 Trend Teams split last 10 Last Time CU won 3-1 (9/5/2014)	 Winthrop 0-4 Sat., Sept. 5, 12:30 PM <i>Alley Gym</i> Series History SC leads 20-15 Trend SC won 8 of last 10 Last Time SC won 3-0 (9/6/2014)	 Furman 1-2 Sat., Sept. 5, 7 PM <i>Alley Gym</i> Series History SC leads 4-2 Trend FU won last 2 Last Time FU won 3-2 (9/6/2014)
---	--	--

2015 SCHEDULE

DATE	OPPONENT	RESULT/TIME
8/28	Southeastern Louisiana%	W, 3-0
8/29	NC Central%	W, 3-0
	NC State%	L, 3-0
9/4	vs. Clemson#	4 PM
9/5	vs. Winthrop#	12:30 PM
	at Furman#	7 PM
9/11	vs. Pittsburgh^	1 PM
	at Michigan^	7:30 PM
9/12	vs. Western Michigan^	1 PM
9/18	East Carolina&	7 PM
9/19	Charleston Southern&	1 PM
	Wofford&	7 PM
9/22	Coastal Carolina	6 PM
9/25	Kentucky*	7 PM
9/27	at LSU*	2 PM
10/2	at Ole Miss*	7:30 PM
10/4	at Mississippi State*	12 PM
10/9	Auburn*	7 PM
10/11	Texas A&M*	1 PM
10/14	at Georgia*	8 PM
10/18	at Tennessee*	1:30 PM
10/25	Arkansas*	1:30 PM
10/30	Florida*	7 PM
11/1	Ole Miss*	1 PM
11/6	at Auburn*	8 PM
11/8	at Alabama*	3 PM
11/11	Tennessee*	6 PM
11/20	Mississippi State*	7 PM
11/22	Alabama*	1:30 PM
11/25	at Arkansas*	8 PM
11/27	at Missouri*	7:30 PM

INSIDE

NOTES (p. 2-8)

- ✓ South Carolina team notes (p. 2)
- ✓ Who's back? (p. 2)
- ✓ Gamecocks in SEC stats (p. 2)
- ✓ Scouting the opponents (p. 2-3)
- ✓ Match-by-match leaders (p. 4)
- ✓ 2015 statistics (p. 5)
- ✓ Career, match records (p. 6-9)

PERSONNEL PAGES (p. 10-29)

- ✓ Head coach Scott Swanson's bio (p. 10)
- ✓ 2015 active players' individual pages (p. 11-28)
- ✓ Spot chart (p. 29)

All times Eastern

Home matches in **bold**

% Gamecock Invitational

Furman Carolina Classic

^ Michigan Challenge

& Carolina Classic

* SEC match

2015 ROSTER

NO	NAME	HT	POS	YR	EXP	HOMETOWN (LAST SCHOOL)
1	Madison Borowski	5-9	S	FR	HS	Austin, Texas (Westlake)
2	Joely Cabrera	5-6	DS/Libero	JR	TR	Seca, Puerto Rico (Daytona State)
3	Dessaa Legros	5-10	MB/OH	JR	2L	Kennesaw, Ga. (Allatoona)
4	Darian Dozier	6-1	MB/RS	SR	3L	Sandy Spring, Md. (St. Johns College)
5	Aubrey Ezell	5-8	S	FR	HS	Granbury, Texas (Granbury)
6	Sarah Blomgren	5-11	RS/OH	SR	3L	Canyon Country, Calif. (Saugus)
7	Jacqy Angermiller	6-2	MB/RS	JR	2L	Dallas, Texas (LD Bell)
9	Megan Kirkland	5-7	DS/Libero	JR	2L	Lugoff, S.C. (Lugoff-Elgin)
10	Emma Lock	5-9	DS/Libero	FR	HS	Lee's Summit, Mo. (Lee's Summit)
11	Koko Atoa-Williams	5-10	OH	JR	2L	Reno, Nev. (Bishop Manogue)
12	Courtney Furlong	6-3	OH	FR	HS	Oviedo, Fla. (Oviedo)
14	Katlyn McDaniel	6-0	MB	JR	2L	Columbia, S.C. (Spring Valley)
15	Jesse Turner	6-2	MB/RS	FR	HS	Austin, Texas (Westlake)
17	Elizabeth Johnbull	6-0	MB	SR	3L	Pflugerville, Texas (Connally)
20	Abby Feruck	6-0	MB/RS	JR	2L	Atlanta, Ga. (Blessed Trinity)
21	Jordan Wilson-Talmadge	5-7	DS/Libero	JR	2L	Orlando, Fla. (First Academy)
22	Claire Blumenthal	5-5	DS/Libero	FR	HS	Tampa, Fla. (Tampa Preparatory)
23	Callie Brown	6-1	MB/RS	FR	HS	Summerfield, N.C. (Rockingham County)
25	Courtney McKeag	6-0	MB/OH	RS FR	RS	San Juan Capistrano, Calif. (San Juan Hills)

Manager: Ridge Sears

ON THE AIR

TV None

Play-by-Play..... N/A

Color Analyst N/A

Online www.socondigitalnetwork.com

GAMECOCK STAFF

Head Coach Scott Swanson

Alma Mater Arizona State, 1995

Overall Record (Years) 113-125 (9th)

SC Record (Years) 63-64 (5th)

Assistant Coach/Rec. Coordinator Dottie Porch

Alma Mater IPFW

Year at SC 2nd

Assistant Coach Shonda Cole

Alma Mater South Carolina

Year at SC 2nd (1st as full-time assistant)

Volunteer Assistant Time Walenga

Director of Operations Amanda Brungs

Graduate Assistant Morgan Page

QUICK FACTS

Location Columbia, S.C.
Founded1801
Enrollment32,972
Colors.....Garnet (PMS 202C) & Black
Nickname.....Gamecocks
Affiliation.....NCAA Division I
Conference..... Southeastern (Eastern Division)
President Dr. Harris Pastides
Athletic Director.....Ray Tanner
Home Court..... Carolina Volleyball Center
2014 Record..... 17-14
2014 Conference Record 7-11
2014 Conference Finish..... T-8th
Starters Returning/Lost +Libero 4/3+Libero
Letterwinners Returning/Lost..... 10/5
Newcomers.....8

MEDIA INFORMATION

Director of Media RelationsSteve Fink
Asst. Director/VolleyballJustin Holt
Office Phone.....(803) 777-7872
Email jnholt@mailbox.sc.edu
Personal Phone.....(803) 447-9959
Office Fax.....(803) 777-2967
Department Website.....GamecocksOnline.com
Dept. Facebook...../GamecocksOnline
Team Facebook...../GamecockVolleyball
Dept. Twitter@GamecocksOnline
Team Twitter.....@GamecockVolley
Mailing Address 1304 Heyward St.
 Rice Athletics Center
 Columbia, SC 29208

PRONUNCIATION GUIDE

KoKo Atoa-WilliamsUh-TOE-uh
 Sarah Blomgren..... BLOHM-grin
 Claire Blumenthal BLUE-men-thall
 Joely Cabrera.....JOE-elly
 Dessaa Legros..... Luh-GROSS
 Jordan Wilson-Talmdage..... TAL-mehj

ABBREVIATIONS

When needing to abbreviate South Carolina for your scoreboard or broadcast boxes, the preferred shortenings are S. Carolina or SC. Please refrain from using USC or SCAR when referring to the University of South Carolina. Proper logos and wordmarks can be emailed for use by any media outlet upon request. Thanks.

NOTEWORTHY

SOUTH CAROLINA AT A GLANCE

- South Carolina enters its fifth season under the direction of head coach Scott Swanson.
- The Gamecocks went 17-14 overall and 7-11 in the SEC in 2014.
- The seven SEC wins are Carolina’s most during the Swanson era and the most since going 12-8 in 2008.
- The Gamecocks return 10 letter winners from a year ago, including five players who started 10 or more matches (Koko Atoa-Williams, Darian Dozier, Sarah Blomgren, Jacqy Angermiller, Megan Kirkland).
- The Gamecocks’ roster is made up of eight freshmen (seven true freshmen), eight juniors, and three seniors.
- A total of nine states - California (2), Florida (3), Georgia (2), Maryland (1), Missouri (1), Nevada (1), North Carolina (1), South Carolina (2) and Texas (5) - and Puerto Rico (1) are represented on the Gamecock roster.

LOOK WHO’S BACK

- The Gamecocks return 67.7 percent (986) of their kills from last season. Junior outside hitter Koko Atoa-Williams ranked second on the squad with 304 kills in 2014, averaging 2.51 per set.
- With the departure of setters Kellie McNeil and Allie Monserez, the Gamecocks only return 5.1 percent (70) of their assists from 2014. True freshman Aubrey Ezell will be counted on to fill that role in 2015.
- Carolina returns 41.8 percent (766) of its digs from last season. Atoa-Williams is the leading returner as she tallied 283 digs in 2014, averaging 2.34 per set.
- The Gamecocks return 71.5 percent (369) of their blocks from 2014. Senior middle blocker Darian Dozier will lead the way after setting a rally scoring era school record last season with 141 total blocks.

A LOOK BACK AT THE GAMECOCK INVITATIONAL

- The Gamecocks went 2-1 to open the season last weekend, sweeping Southeastern Louisiana and NC Central before losing to NC State in three sets.
- Junior outside hitter Dessaa Legros was named to the All-Tournament Team after averaging a tournament-best 4.22 kills per set.
- Freshman setter Aubrey Ezell recorded a pair of double-doubles on the weekend and averaged 9.56 assists and 3.44 digs per set.
- Junior libero Joely Cabrera averaged 4.22 digs per set.
- The Gamecocks played in front of a crowd of more than 1,000 fans all three matches. A total of 1,554 fans packed the CVC for the NC State match, the ninth largest crowd in CVC history.
- The loss to NC State was Carolina’s first in home tournament play since a 3-0 setback against Lipscomb on Sept. 11, 2010.

GAMECOCKS IN THE SEC STATS

- As a team, the Gamecocks are tied for third in the SEC in service aces with an average of 1.67 per set.
- Senior middle blocker Darian Dozier ranks seventh in the league in hitting percentage (.387).
- Junior outside hitter Dessaa Legros is fourth in the SEC in kills per set (4.22).
- Junior libero Joely Cabrera ranks fourth in the conference in digs per set (4.22).
- Freshman setter Aubrey Ezell is one of 11 SEC players to have recorded two or more double-doubles on opening weekend as she had 30 assists and 13 digs against Southeastern Louisiana and 33 assists and 11 digs against NC Central.

RECORDS WATCH

- Senior middle blocker Darian Dozier looks to continue climbing the school’s career records list for block assists and total blocks. Dozier currently ranks eighth all-time in block assists (298) and is tied for ninth in total blocks (328), tying Sam Alban (1999-02).

SERVING TOUGH

- Carolina recorded 15 service aces during the Gamecock Invitational, which is the most for the Gamecocks through three matches since recording 15 in the first three contests of the 2009 season.
- Freshman setter Aubrey Ezell led the way with four on the weekend, including three against Southeastern Louisiana, while junior defensive specialist Megan Kirkland contributed three aces.

SCOUTING CLEMSON

- The Tigers went 18-14 overall in 2014, including a 6-12 mark in ACC play.
- Clemson enters the weekend with a 1-2 record this season, with a win over Charleston Southern

AVCA POLL

NO	TEAM (1ST PLACE)	Pts	W-L	Prev
1	Penn State (54)	1565	3-0	1
2	Stanford (8)	1520	2-0	2
3	Texas (1)	1448	3-0	3
T-4	Florida	1366	2-0	4
T-4	Nebraska (1)	1366	3-0	5
6	Illinois	1250	3-0	8
7	Washington	1172	3-0	10
8	Southern California	987	3-0	22
9	Colorado State	966	3-0	12
10	Kentucky	895	3-0	15
11	Oregon	885	3-0	13
12	BYU	854	2-1	11
13	Wisconsin	834	2-1	5
14	Florida State	743	2-1	9
15	Arizona State	730	3-0	16
16	Arizona	658	3-0	17
17	Hawai'i	648	3-0	18
18	North Carolina	609	1-2	7
19	Michigan State	349	2-1	19
20	Western Kentucky	341	3-0	NR
21	Colorado	334	2-1	24
22	Ohio State	242	2-1	14
23	San Diego	202	2-1	NR
24	Purdue	171	3-0	NR
25	UCLA	88	1-1	20

RV: Long Beach State 79; Texas A&M 69; Marquette 64; Iowa State 59; Kansas 59; Duke 49; Michigan 42; Utah 30; Miami (FL) 22; Loyola Marymount 20; Lipscomb 18; Wyoming 13; Wichita State 12; Oklahoma 11; Oregon State 4

Released: Aug. 31 (Week 1)

SEC STANDINGS

Team	CONF		ALL	
	W-L	Pct.	W-L	Pct.
Auburn	0-0	.000	4-0	1.000
Tennessee	0-0	.000	4-0	1.000
Georgia	0-0	.000	3-0	1.000
Missouri	0-0	.000	3-0	1.000
Florida	0-0	.000	2-0	1.000
Ole Miss	0-0	.000	4-1	.800
Kentucky	0-0	.000	3-1	.750
Mississippi State	0-0	.000	3-1	.750
Arkansas	0-0	.000	2-1	.667
South Carolina	0-0	.000	2-1	.667
Texas A&M	0-0	.000	1-1	.500
Alabama	0-0	.000	1-2	.333
LSU	0-0	.000	0-3	.000

SC'S STAT LEADERS

Kills/Set	Figure	SEC Rank
Dessaa Legros	4.22	4th
Hitting % (Min. 3 TA/set)		
Darian Dozier	.387	7th
Assists/Set		
Aubrey Ezell	9.56	N/A
Digs/Set		
Joely Cabrera	4.22	4th
Blocks/Set		
Jacqy Angermiller	0.88	N/A

NOTEWORTHY

- (3-1) and losses to UNC Wilmington (3-0) and Appalachian State (3-0).
- Head coach Hugh Hernesman is in his first season with the Tigers. He led Northwestern State to the NCAA Tournament last season.
 - Clemson returns three starters from a year ago - senior libero Lou Davis, junior outside hitter Leah Perri and sophomore setter Kate Federico.
 - Perrie leads the squad with 3.70 kills per set, while freshman outside hitter Kailey Harvell (3.10) and junior outside hitter Irem Bayramoglu (3.00) are both averaging three or more kills per set.
 - Federico, a 2014 ACC All-Freshman Team honoree, is averaging 9.80 assists and 2.20 digs per set.
 - Senior libero Keelie Arneson is averaging an ACC-best 5.25 digs per set.
 - Opponents are out-hitting Clemson .242-.172 this season and have out-blocked the Tigers 23-16.

SERIES HISTORY VS. CLEMSON

- Friday's matchup will be the 61st all-time between the Tigers and Gamecocks.
- Carolina leads the all-time series 36-24.
- The teams have split the last 10 meetings. Clemson has won four of the last five matchups.
- The Gamecocks are 4-8 all-time in neutral site matches against the Tigers.
- Clemson won last year's matchup 3-1 on Sept. 5 at the Carolina Challenge at Winthrop by the scores of 14-25, 25-16, 25-17 and 25-16.

SCOUTING WINTHROP

- The Eagles went 20-12 overall and 9-5 in the Big South in 2014. It was Winthrop's first 20-win season since 2011.
- Winthrop enters the tournament with a 0-4 record, after taking losses to North Texas (3-2), Missouri (3-0), North Dakota State (3-1) and USC Upstate (3-1).
- The Eagles return four starters and the libero from last year's squad.
- Senior middle blocker Rachel Lenz, a preseason All-Big South selection, is averaging 1.94 kills and 0.81 blocks per set.
- Freshman outside hitter Lourdes Rosario is averaging a team-best 3.53 kills per set.
- Junior middle Emma Weakland and junior outside hitter Annelies Dokter are averaging 2.38 kills per set.
- Junior libero returns to anchor the back line and is averaging 3.75 digs per set.
- The Eagles have turned to freshman Madilyn McCarty at setter. McCarty is averaging 9.88 assists and 2.56 digs per set.
- Winthrop is being out-hit .262-.228 by its opponents.

SERIES HISTORY VS. WINTHROP

- Saturday's matchup will be the 26th all-time between the Gamecocks and Eagles.
- The Gamecocks lead the all-time series 20-15.
- Carolina has won eight of the last 10 matchups with Winthrop.
- The Gamecocks won last year's meeting 3-0 at Winthrop's Carolina Challenge by the scores of 25-20, 25-18 and 25-22.

SCOUTING FURMAN

- Furman went 23-7 in 2014, including a 14-2 SoCon to win the league regular-season title.
- The Paladins enter the weekend with a 1-2 record, with a win over Western Michigan (3-1) and losses to Missouri State (3-0) and Wisconsin-Milwaukee (3-2).
- The Paladins return 10 letter winners, including three starters and the libero from a year ago.
- Senior setter Jo Wilks, junior outside hitter Annie Bierman and sophomore libero Meg DeMaar earned preseason All-SoCon honors.
- Wilks is averaging 10.92 assists and 1.92 digs per set.
- Bierman leads the team with an average of 4.92 kills per set.
- Demaar is averaging a team-best 3.17 digs per set.
- The Paladins are out-hitting opponents .278-.275.
- Furman has given up 24 service aces at an average of 2.0 per set this season.

SERIES HISTORY VS. FURMAN

- Saturday's matchup will be the seventh all-time between Carolina and Furman.
- The Gamecocks lead the all-time series 4-2. Furman has won the last two meetings.
- This weekend is Carolina's first trip to Alley Gym. The Gamecocks have played the Paladins four times in Columbia and twice at neutral sites.
- Furman won last year's meeting in five sets by the scores of 25-21, 22-25, 21-25, 25-21 and 17-15.

NOTEWORTHY

COMING HOME

- Former Gamecock great Shonda Cole is in her first season as a full-time assistant coach after serving as volunteer assistant last year.
- Cole played at South Carolina from 2003-06 and became the first Gamecock to earn All-America honors, earning a spot on the AVCA Honorable Mention All-America Team in 2006.
- She had a successful professional career, playing one season in Spain, six in Puerto Rico and a half season in France.
- Cole won a league championship with Pinkin de Corozal in 2010 and was named finals MVP after leading Indias de Mayaguez to the league title in 2013.

ALL-TIME RECORDS

- South Carolina holds a 756-583 (.565) record.
- The Gamecocks are 168-226 (.426) in SEC play.
- In matches played at the Carolina Volleyball Center, South Carolina is 167-91 (.647).

MATCH-BY-MATCH INDIVIDUAL LEADERS

DATE	OPPONENT	W/L	SCORE	HIGH KILLS	HIGH ASSISTS	HIGH ACES	HIGH DIGS	HIGH BLOCKS
8/28	Southeastern La.	W	3-0	Dessaa Legros (12)	Aubrey Ezell (30)	Aubrey Ezell (3)	Aubrey Ezell (13)	Dozier, Angermiller, Blomgren (2)
8/29	NC Central	W	3-0	Dessaa Legros (18)	Aubrey Ezell (33)	J. Angermiller (2)	Joely Cabrera (13)	Dessaa Legros (3)
8/29	NC State	L	3-0	Dessaa Legros (8)	Aubrey Ezell (23)	Ezell, Atoa-Williams (1)	Joely Cabrera (13)	Dozier, Angermiller (3)
9/4	vs. Clemson							
9/5	vs. Winthrop							
9/5	at Furman							
9/11	vs. Pittsburgh							
9/11	at Michigan							
9/12	vs. Western Michigan							
9/18	East Carolina							
9/19	Charleston Southern							
9/19	Wofford							
9/22	Coastal Carolina							
9/25	Kentucky							
9/27	at LSU							
10/2	at Ole Miss							
10/4	at Mississippi State							
10/9	Auburn							
10/11	Texas A&M							
10/14	at Georgia							
10/18	at Tennessee							
10/25	Arkansas							
10/30	Florida							
11/1	Ole Miss							
11/6	at Auburn							
11/8	at Alabama							
11/11	Tennessee							
11/20	Mississippi State							
11/22	Alabama							
11/25	at Arkansas							
11/27	at Missouri							

2015 SEASON STATISTICS

Overall record: 2-1 Conf: 0-0 Home: 2-1 Away: 0-0 Neutral: 0-0

#	Player	sp	Attack				Set		Serve			Dig		Blocking					points			
			k	k/s	e	ta	pct	a	a/s	sa	se	sa/s	re	dig	dig/s	bs	ba	total		blk/s	be	bhe
3	Dessaa Legros	9	38	4.22	12	85	.306	1	0.11	1	2	0.11	4	16	1.78	0	6	6	0.67	0	1	-
4	Darian Dozier	7	15	2.14	3	31	.387	1	0.14	2	1	0.29	1	3	0.43	1	4	5	0.71	1	0	-
6	Sarah Blomgren	7	14	2.00	6	41	.195	1	0.14	0	0	0.00	0	4	0.57	0	4	4	0.57	0	0	-
11	Koko Atoa-Williams	7	9	1.29	3	36	.167	0	0.00	1	0	0.14	4	6	0.86	0	0	0	0.00	1	0	-
12	Courtney Furlong	8	9	1.12	9	30	.000	2	0.25	0	0	0.00	0	1	0.12	0	0	0	0.00	0	0	-
7	Jacqy Angermiller	8	8	1.00	3	20	.250	1	0.12	2	0	0.25	0	1	0.12	0	7	7	0.88	0	0	-
5	Aubrey Ezell	9	7	0.78	1	12	.500	86	9.56	4	10	0.44	0	31	3.44	0	3	3	0.33	1	2	-
20	Abby Feruck	3	6	2.00	0	10	.600	0	0.00	0	0	0.00	0	2	0.67	0	1	1	0.33	0	0	-
23	Callie Brown	2	3	1.50	0	5	.600	0	0.00	0	0	0.00	0	0	0.00	0	0	0	0.00	0	0	-
17	Elizabeth Johnbull	4	1	0.25	1	5	.000	0	0.00	0	0	0.00	0	2	0.50	0	0	0	0.00	1	0	-
22	Claire Blumenthal	1	0	0.00	0	0	.000	0	0.00	1	0	1.00	0	1	1.00	0	0	0	0.00	0	0	-
21	Jord Wilson-Talmadge	4	0	0.00	0	0	.000	1	0.25	1	1	0.25	2	0	0.00	0	0	0	0.00	0	0	-
15	Jesse Turner	1	0	0.00	0	2	.000	0	0.00	0	0	0.00	0	0	0.00	0	1	1	1.00	0	0	-
2	Joely Cabrera	9	0	0.00	0	0	.000	7	0.78	0	1	0.00	2	38	4.22	0	0	0	0.00	0	0	-
9	Megan Kirkland	9	0	0.00	0	0	.000	1	0.11	3	2	0.33	1	17	1.89	0	0	0	0.00	0	0	-
SOUTH CAROLINA		9	110	12.22	38	277	.260	101	11.22	15	17	1.67	14	122	13.56	1	26	14.0	1.56	4	3	-
Opponents		9	96	10.67	51	290	.155	90	10.00	14	27	1.56	15	113	12.56	1	14	8.0	0.89	7	1	-

Team Statistics	SC	OPP
ATTACK		
Kills	110	96
Errors	38	51
Total Attacks	277	290
Attack Pct	.260	.155
Kills/Set	12.2	10.7
SET		
Assists	101	90
Attempts	275	299
Assist Pct	.367	.301
Assists/Set	11.2	10.0
SERVE		
Aces	15	14
Errors	17	27
Attempts	203	173
Serve Pct	.916	.844
Aces/Set	1.7	1.6
SERVE RECEPTIONS		
Errors	14	15
Errors/Set	1.6	1.7
Attempts	146	186
Reception Pct	.904	.919
DEFENSE		
Digs	122	113
Digs/Set	13.6	12.6
BLOCKING		
Block Solo	1	1
Block Assist	26	14
Total Blocks	14.0	8.0
Blocks/Set	1.6	0.9
Block Errors	4	7
Ball handling errors	3	1
ATTENDANCE		
Total	4292	0
Dates/Avg Per Date	3/1431	0/0
Neutral site #/Avg	0/0	
Current win streak	0	-
Home win streak	0	-

Date	Opponent	Score	Score by set	Att.
%Aug 28	SOUTHEASTERN LA.	w 3-0	25-17,25-18,25-12	1363
%Aug 29	N.C. CENTRAL	w 3-0	25-12,25-16,25-19	1375
%Aug 29	NC STATE	L 0-3	25-27,16-25,14-25	1554

% Gamecock Invitational

Record in 3-set matches:2-1 • Record in 4-set matches:0-0 • Record in 5-set matches:0-0

CAREER RECORDS

KILLS

Rank	Name (Years)	Kills
1.	Lori Rowe (1983-86)	1,855
2.	Shonda Cole (2003-06)	1,775
3.	Juliette Thévenin (2010-13)	1,590
4.	Cally Plummer (1998-02)	1,345
5.	Heather Larkin (1994-97)	1,293
6.	Amy Iannocari (1991-94)	1,231
7.	Kim DeNeve (1986-89)	1,179
8.	Ivana Kujundzic (2006-09)	1,133
9.	Berna Dwyer (1999-02)	1,107
10.	Lora Myers (1987-90)	1,100

KILLS PER SET (Minimum 500 Kills)

Rank	Name (Years)	(K-SP) K/S
1.	Shonda Cole (2003-06)	(1,775-417) 4.26
2.	Juliette Thévenin (2010-13)	(1,590-391) 4.07
3.	Lori Rowe (1983-86)	(1,855-507) 3.66
4.	Kori Ermigarat (1994-95)	(842-233) 3.61
5.	Cally Plummer (1998-02)	(1,345-394) 3.41
6.	Heather Larkin (1994-97)	(1,293-395) 3.27
7.	Crystal Moore (1997-99)	(754-240) 3.14
8.	Kim DeNeve (1986-89)	(1,179-381) 3.09
9.	Berna Dwyer (1999-02)	(1,107-366) 3.02
10.	Ivana Kujundzic (2006-09)	(1,133-389) 2.91

ATTACKS

Rank	Name (Years)	Attacks
1.	Shonda Cole (2003-06)	4,181
2.	Juliette Thévenin (2010-13)	4,076
3.	Lori Rowe (1983-86)	3,874
4.	Amy Iannocari (1991-94)	3,487
5.	Cally Plummer (1998-02)	3,288
6.	Ivana Kujundzic (2006-09)	3,047
7.	Heather Larkin (1994-97)	2,958
8.	Caryn Case (1988-91)	2,936
9.	Lora Myers (1987-90)	2,825
10.	Kim DeNeve (1986-89)	2,819

HITTING PERCENTAGE (Minimum 1,000 Attacks)

Rank	Name (Years)	(K-E-A) Pct.
1.	Lori Rowe (1983-86)	(1,855-298-3,874) .402
2.	Ashley Edlund (1995-98)	(517-92-1,200) .354
3.	Niece Curry (2001-03)	(704-213-1,495) .328
4.	Belita Salters (2005-08)	(892-299-1,903) .312
5.	Libby Ralston (1989-92)	(699-225-1,572) .302
6.	Sam Alban (1999-02)	(844-316-1,877) .281
7.	Heather Larkin (1994-97)	(1,293-463-2,958) .281
8.	S. Pflughaupt (1986-89)	(1,093-432-2,413) .274
9.	Berna Dwyer (1999-02)	(1,107-420-2,533) .271
10.	Toni Venturini (1984-85)	(555-191-1,357) .268

ASSISTS

Rank	Name (Years)	Assists
1.	Ashley Edlund (1995-98)	5,177
2.	Megan Hosp (1999-02)	4,689
3.	Tammy Correll (1987-90)	4,563
4.	Julie Morrison (1984-87)	3,602
5.	Jodi Thompson (1991-94)	3,237
6.	Taylor Bruns (2009-12)	2,858
7.	Shellie Higgins (1983-84)	2,544
8.	Kelly Morrow (1993-96)	2,136
9.	Bridget Denson-Dorman (2008-09)	2,044
10.	Iris Santos (2003-06)	2,040

ASSISTS PER SET (Minimum 500 Assists)

Rank	Name (Years)	(A-SP) A/S
1.	Megan Hosp (1999-02)	(4,689-387) 12.12
2.	Ashley Edlund (1995-98)	(5,177-430) 12.04
3.	Tammy Correll (1987-90)	(4,563-447) 10.21
4.	Shellie Higgins (1983-84)	(2,544-254) 10.02

5.	Katelyn Panzau (2003-04)	(1,857-194) 9.57
6.	B. Denson-Dorman (2008-09)	(2,044-215) 9.51
7.	Julie Morrison (1984-87)	(3,602-385) 9.36
8.	Taylor Bruns (2009-12)	(2,858-377) 7.58
9.	Jodi Thompson (1991-94)	(3,237-495) 6.54
10.	Kelly Morrow (1993-96)	(2,136-354) 6.03

ACES

Rank	Name (Years)	Aces
1.	Cally Plummer (1998-02)	243
2.	Teri Montoya (1983-84)	214
3.	Tammy Correll (1987-90)	190
4.	Lori Rowe (1983-86)	186
5.	Jodi Thompson (1991-94)	162
6.	Megan Hosp (1999-02)	132
7.	Ashley Edlund (1995-98)	130
8.	Kim Brown (1983-84)	129
9.	Colleen McKenzie (1985-88)	119
10.	Shellie Higgins (1983-84)	116

ACES PER SET (Minimum 75 Aces)

Rank	Name (Years)	(A-SP) A/S
1.	Teri Montoya (1983-84)	(214-254) 0.84
2.	Cally Plummer (1998-02)	(243-394) 0.62
3.	Kim Brown (1983-84)	(129-254) 0.51
4.	Shellie Higgins (1983-84)	(116-254) 0.46
5.	Tammy Correll (1987-90)	(190-447) 0.43
6.	Lori Rowe (1983-86)	(186-507) 0.37
7.	Crystal Moore (1997-99)	(82-240) 0.34
8.	Megan Hosp (1999-02)	(132-387) 0.34
9.	Jodi Thompson (1991-94)	(162-495) 0.33
10.	Diane Mitchell (1990-93)	(89-275) 0.32

DIGS

Rank	Name (Years)	Digs
1.	Sarah Cline (2006-09)	1,464
2.	Diane Denton (1985-88)	1,462
3.	Hannah Lawing (2007-10)	1,334
4.	Jodi Thompson (1991-94)	1,332
5.	Amy Iannocari (1991-94)	1,196
6.	Ashley Edlund (1995-98)	1,160
7.	Megan Hosp (1999-02)	1,079
8.	Shani Abshier (1994-97)	1,049
9.	Juliette Thévenin (2010-13)	1,012
10.	Paige Wheeler (2010-12)	1,001

DIGS PER SET (Minimum 500 Digs)

Rank	Name (Years)	(D-SP) D/S
1.	Fernanda Lares (1996-97)	(839-208) 4.03
2.	M. Christiansen (2013-14)	(921-231) 3.99
3.	Kori Ermigarat (1994-95)	(920-233) 3.95
4.	Paige Wheeler (2010-12)	(1,001-280) 3.58
5.	Sarah Cline (2006-09)	(1,464-422) 3.47
6.	Hannah Lawing (2007-10)	(1,334-398) 3.35
7.	Crystal Moore (1997-99)	(765-240) 3.19
8.	Diane Denton (1985-88)	(1,462-477) 3.06
9.	Katie Gerst (1992-94)	(986-334) 2.95
10.	Shani Abshier (1994-97)	(1,049-357) 2.94

BLOCK SOLOS

Rank	Name (Years)	Block Solos
1.	Stephanie Pflughaupt (1986-89)	264
2.	Lori Rowe (1983-86)	191
3.	Amy Collinsworth (1990-93)	117
4.	Libby Ralston (1989-92)	110
5.	Jennifer Guess (1990-93)	79
6.	Heather Larkin (1994-97)	74
7.	Belita Salters (2005-08)	65
8.	Lorri Anderson (1984-85)	62
9.	Toni Venturini (1984-85)	49
10.	Megan Laughlin (2007-10)	46
	Berna Dwyer (1999-02)	46

BLOCK ASSISTS

Rank	Name (Years)	Block Assists
1.	Stephanie Pflughaupt (1986-89)	461
2.	Lori Rowe (1983-86)	450
3.	Amy Collinsworth (1990-93)	358
4.	Heather Larkin (1994-97)	344
5.	Jennifer Guess (1990-93)	328
6.	Lori Drost (1994-97)	306
7.	Belita Salters (2005-08)	305
8.	<i>Darian Dozier (2012-Present)</i>	298
9.	Sam Alban (1999-02)	285
10.	Berna Dwyer (1999-02)	278

TOTAL BLOCKS

Rank	Name (Years)	Total Blocks
1.	Stephanie Pflughaupt (1986-89)	725
2.	Lori Rowe (1983-86)	641
3.	Amy Collinsworth (1990-93)	475
4.	Heather Larkin (1994-97)	418
5.	Jennifer Guess (1990-93)	407
6.	Libby Ralston (1989-92)	383
7.	Belita Salters (2005-08)	370
8.	Lori Drost (1994-97)	349
9.	<i>Darian Dozier (2012-Present)</i>	328
	Sam Alban (1999-02)	328

BLOCKS PER SET (Minimum 150 Blocks)

Rank	Name (Years)	(B-SP) B/S
1.	Stephanie Pflughaupt (1986-89)	(725-455) 1.59
2.	Dee Dee Fortman (1995-97)	(248-196) 1.27
3.	Lori Rowe (1983-86)	(641-507) 1.26
4.	Sue Little (1983)	(162-131) 1.24
5.	Libby Ralston (1989-92)	(383-310) 1.24
6.	Danika Taylor (1998-99)	(238-206) 1.16
7.	Lauren Ford (2003-05)	(280-251) 1.12
8.	Heather Larkin (1994-97)	(418-395) 1.06
9.	Amy Collinsworth (1990-93)	(475-450) 1.06
10.	Lorri Anderson (1984-85)	(186-178) 1.05

TOTAL POINTS

Rank	Name (Years)	Points
1.	Lori Rowe (1983-86)	2457.0
2.	Shonda Cole (2003-06)	2029.0
3.	Cally Plummer (1998-2002)	1749.5
4.	Juliette Thévenin (2010-13)	1,744.5
5.	Stephanie Pflughaupt (1986-89)	1679.5
6.	Heather Larkin (1994-97)	1636.0
7.	Kim DeNeve (1986-89)	1401.5
8.	Berna Dwyer (1999-2002)	1399.0
9.	Amy Iannocari (1991-94)	1386.5
10.	Ivana Kujundzic (2006-09)	1345.0

POINTS PER SET (Minimum 500 Points)

Rank	Name (Years)	(P-SP) P/S
1.	Shonda Cole (2003-06)	(2,029.0-417) 4.87
2.	Lori Rowe (1983-86)	(2,457.0-507) 4.85
3.	Juliette Thévenin (2010-present)	(1,744.5-391) 4.46
4.	Cally Plummer (1998-2002)	(1,749.5-362) 4.44
5.	Heather Larkin (1994-97)	(1,636.0-395) 4.14
6.	Kori Ermigarat (1994-95)	(946.5-233) 4.06
7.	Berna Dwyer (1999-2002)	(1,399.0-366) 3.82
8.	Crystal Moore (1997-99)	(892.5-240) 3.72
9.	Stephanie Pflughaupt (1986-89)	(1,679.5-455) 3.69
10.	Kim DeNeve (1986-89)	(1,401.5-381) 3.68

Note: Season statistics were not kept until 1983.

Current players in *italics*

INDIVIDUAL MATCH RECORDS

KILLS

3-SET MATCHES

Rank	Name	Opponent (Date)	Kills
1.	Shonda Cole	Georgia (11/15/2006)	27
2.	Amy Iannocari	Kentucky (10/30/1994)	23
3.	Shonda Cole	Arkansas (10/27/2006)	22
4.	Juliette Thévenin	Montana (8/26/2011)	21
	Cally Plummer	LSU (9/22/2000)	21
	Heather Larkin	North Carolina State (9/6/1997)	21
	Shani Abshier	Kentucky (11/17/1996)	21
	Lori Rowe	USF (10/7/1983)	21
	Lori Rowe	Appalachian State (9/17/1983)	21

4-SET MATCHES

Rank	Name	Opponent (Date)	Kills
1.	Shonda Cole	Florida (9/17/2006)	35
2.	Shonda Cole	College of Charleston (11/22/2006)	29
	Shonda Cole	Tennessee (11/12/2006)	29
4.	Hannah Lawing	Harvard (9/12/2009)	28
	Amy Iannocari	Florida (11/13/1994)	28

5-SET MATCHES

Rank	Name	Opponent (Date)	Kills
1.	Shonda Cole	TCU (8/25/2006)	37
2.	Shonda Cole	Auburn (9/15/2006)	36
	Shonda Cole	Clemson (8/31/2006)	36
4.	Shonda Cole	St. John's (9/8/2006)	32
	Lori Rowe	Louisville (10/28/1983)	32

ATTACKS

3-SET MATCHES

Rank	Name	Opponent (Date)	Attacks
1.	Cally Plummer	Tennessee (11/3/2000)	54
2.	Amy Iannocari	Kentucky (10/30/1994)	53
3.	Shonda Cole	Kentucky (10/8/2006)	52
4.	Juliette Thévenin	Montana (8/26/2011)	50
	Kori Ermigarat	Xavier (9/1/1995)	50

4-SET MATCHES

Rank	Name	Opponent (Date)	Attacks
1.	Shonda Cole	Tennessee (11/12/2006)	73
2.	Shonda Cole	North Carolina (11/27/2004)	72
3.	Shonda Cole	College of Charleston (11/22/2006)	65
	Shonda Cole	Alabama (11/17/2006)	65
	Shonda Cole	Florida (9/17/2006)	65

5-SET MATCHES

Rank	Name	Opponent (Date)	Attacks
1.	Kori Ermigarat	Maryland (9/16/1995)	75
2.	Juliette Thévenin	Clemson (9/6/13)	73
	Juliette Thévenin	Alabama (11/16/2012)	73
	Amy Iannocari	Louisiana Tech (9/19/1992)	73
4.	Shonda Cole	Auburn (9/15/2006)	71
5.	Ivana Kujundzic	Rice (9/11/2009)	70
	Lori Rowe	Louisville (10/28/1983)	70

HITTING PERCENTAGE

3-SET MATCHES (MINIMUM 15 ATTACKS)

Rank	Name	Opponent (Date)	(K-E-A) Pct.
1.	Lori Rowe	Appalachian State (9/17/1983)	(21-1-23) .870
2.	Belita Salters	Mississippi State (11/23/2008)	(15-0-19) .789
3.	Lori Rowe	East Carolina (11/12/1983)	(11-0-15) .733
	Megan Laughlin	South Carolina State (10/23/2008)	(11-0-15) .733
5.	Lori Rowe	Chattanooga (10/8/1983)	(12-0-17) .706

4-SET MATCHES (MINIMUM 20 ATTACKS)

Rank	Name	Opponent (Date)	(K-E-A) Pct.
1.	Berna Dwyer	LSU (10/6/2002)	(17-0-25) .680
2.	Danika Taylor	Mississippi State (9/25/1998)	(16-0-26) .615
3.	Berna Dwyer	Georgia (11/17/2002)	(19-2-29) .586
4.	Niece Curry	LSU (10/6/2002)	(21-3-31) .581
5.	Bethanie Thomas	Elon (9/3/2011)	(16-1-26) .577

5-SET MATCHES (MINIMUM 25 ATTACKS)

Rank	Name	Opponent (Date)	(K-E-A) Pct.
1.	Sam Alban	New Mexico (9/8/2000)	(19-3-28) .571
2.	Niece Curry	Clemson (9/10/2002)	(15-1-25) .560
3.	Belita Salters	UNLV (8/30/2008)	(21-2-35) .543
4.	Belita Salters	Rhode Island (9/5/2008)	(17-2-28) .536
5.	Meredith Moorhead	Kentucky (11/10/2006)	(15-2-25) .520

ASSISTS

3-SET MATCHES

Rank	Name	Opponent (Date)	Assists
1.	Megan Hosp	LSU (9/22/2000)	64
2.	Ashley Edlund	Kentucky (10/20/1995)	59
3.	Megan Hosp	Tennessee (11/3/2000)	55
4.	Jodi Thompson	Kentucky (10/30/1994)	54
5.	Ashley Edlund	Arkansas (11/22/1997)	53
	Kelly Morrow	Appalachian State (9/24/1993)	53

4-SET MATCHES

Rank	Name	Opponent (Date)	Assists
1.	Megan Hosp	Arkansas (9/24/2000)	72
2.	Ashley Edlund	Mississippi State (9/27/1996)	71
3.	Ashley Edlund	Alabama (10/6/1996)	70
	Ashley Edlund	Georgia (11/12/1995)	70
5.	Megan Hosp	Auburn (10/22/1999)	69

5-SET MATCHES

Rank	Name	Opponent (Date)	Assists
1.	Tammy Correll	George Washington (11/12/1988)	84
2.	Julie Morrison	North Carolina State (11/7/1986)	74
3.	Megan Hosp	Northern Illinois (9/8/2000)	65
4.	Iris Santos	Auburn (10/22/2006)	64
	Megan Hosp	Michigan (9/17/1999)	64
	Ashley Edlund	Kentucky (11/5/1995)	64
	Kelly Morrow	Auburn (10/2/1994)	64

ACES

3-SET MATCHES

Rank	Name	Opponent (Date)	Aces
1.	Megan Hosp	Creighton (9/7/2002)	8
	Cally Plummer	Auburn (10/11/1998)	8
3.	Ashley Edlund	Alabama (10/9/1998)	7
4.	Taylor Bruns	Alabama (11/6/2011)	6
	Lynae Vanden Hull	Auburn (10/17/2004)	6
	Megan Hosp	Auburn (9/27/2002)	6
	Berna Dwyer	Auburn (10/26/2001)	6
	Diane Mitchell	Coastal Carolina (9/10/1993)	6
	Lori Rowe	Mississippi State (9/30/1983)	6

4-SET MATCHES

Rank	Name	Opponent (Date)	Aces
1.	Cally Plummer	Clemson (10/10/2001)	8
	Amy Collinsworth	Jacksonville (9/6/1991)	8
3.	Jordan Bradosky	The Citadel (9/26/2010)	6
	Cally Plummer	Arkansas (10/4/2002)	6
	Cally Plummer	North Carolina (11/24/2001)	6
	Cally Plummer	Kentucky (11/8/1998)	6
	Cally Plummer	LSU (10/22/1998)	6
	Cally Plummer	Florida (10/2/1998)	6

5-SET MATCHES

Rank	Name	Opponent (Date)	Aces
1.	Lori Rowe	Cincinnati (10/29/1983)	9
2.	Taylor Bruns	BYU (8/28/2010)	6
	Shonda Cole	Alabama (10/1/2006)	6
	Kim DeNeve	Washington State (9/23/1988)	6
5.	Shonda Cole	LSU (9/23/2005)	5
	Katelyn Panzau	George Washington (9/20/2003)	5
	Lynae Vanden Hull	Santa Clara (9/18/2003)	5
	Cally Plummer	Clemson (9/10/2002)	5
	Cally Plummer	Michigan (9/17/1999)	5
	Dee Dee Fortman	Kentucky (10/24/1997)	5

INDIVIDUAL MATCH RECORDS

DIGS

3-SET MATCHES

Rank	Name	Opponent (Date)	Digs
1.	Kori Ermigarat	Kentucky (10/20/1995)	30
2.	Hannah Lawing	Furman (9/10/2010)	26
	Kori Ermigarat	UNC Greensboro (9/6/1995)	26
	Jodi Thompson	Mercer (9/4/1993)	26
5.	Amy Iannocari	Appalachian State (9/24/1993)	25

4-SET MATCHES

Rank	Name	Opponent (Date)	Digs
1.	Mikaela Christiaansen	Georgia (11/23/2014)	33
2.	Yajaira Cadet	North Carolina (12/6/2002)	30
	Kori Ermigarat	Georgia (11/12/1995)	30
4.	Paige Wheeler	LSU (11/13/2011)	28
	Paige Wheeler	Elon (9/3/2011)	28
	Dinelia Concepcion	Alabama (11/17/2006)	28

5-SET MATCHES

Rank	Name	Opponent (Date)	Digs
1.	Hannah Lawing	Mississippi State (11/13/2010)	38
2.	Sarah Cline	Arkansas (11/2/2007)	36
	Jodi Thompson	Louisiana Tech (9/19/1992)	36
4.	Shani Abshier	Maryland (9/16/1995)	33
5.	Diane Denton	Florida (10/11/1988)	32

BLOCK SOLOS

3-SET MATCHES

Rank	Name	Opponent (Date)	Blocks
1.	Teresa Stenlund	Lipscomb (9/11/2010)	5
	Lori Rowe	Western Carolina (9/24/1983)	5
3.	Belita Salters	Virginia Commonwealth (8/31/2007)	4
	Belita Salters	Boston College (8/25/2007)	4
	Nicole Miller	Mercer (9/3/2005)	4
	Katie Gerst	Davidson (9/12/1994)	4
	Jennifer Guess	Mississippi State (10/3/1993)	4

4-SET MATCHES

Rank	Name	Opponent (Date)	Blocks
1.	Stephanie Pflughaupt	Charlotte (10/5/1988)	9
2.	Stephanie Pflughaupt	Rice (10/18/1986)	5
3.	Heather Larkin	Arkansas (10/5/1997)	4
	Katie Gerst	UNC Asheville (9/25/1993)	4
5.	Darian Dozier	Jacksonville (8/30/2014)	3
	Nicole Miller	Pittsburgh (9/2/2005)	3
	Lauren Ford	Mississippi (10/8/2004)	3
	Berna Dwyer	American (12/5/2002)	3
	Danika Taylor	Mississippi State (9/25/1998)	3
	Heather Larkin	Georgia (9/26/1997)	3
	Heather Larkin	Mississippi (9/29/1996)	3
	Lori Drost	Mississippi State (9/27/1996)	3
	Dee Dee Fortman	Alabama (10/15/1995)	3
	Heather Larkin	Georgia (9/24/1995)	3
	Stephanie Pflughaupt	Georgia (9/14/1988)	3

5-SET MATCHES

Rank	Name	Opponent (Date)	Blocks
1.	Juliette Thévenin	Alabama (11/16/2012)	4
	Lori Rowe	North Carolina (10/7/1983)	4
3.	Bethanie Thomas	East Tennessee State (8/25/2012)	3
	Belita Salters	LSU (10/26/2008)	3
	Megan Laughlin	LSU (10/28/2007)	3
	Megan Laughlin	Maryland (9/11/2007)	3
	Lynae Vanden Hull	Mississippi State (10/15/2006)	3
	Heather Larkin	Alabama (9/30/1994)	3
	Jennifer Guess	College of Charleston (10/20/1993)	3
	Lori Rowe	Memphis (10/14/1983)	3

BLOCK ASSISTS

3-SET MATCHES

Rank	Name	Opponent (Date)	Blocks
1.	Lori Rowe	College of Charleston (10/4/1983)	11
	Lori Rowe	Western Carolina (9/24/1983)	11
3.	Dee Dee Fortman	Kentucky (10/20/2005)	9
	Dee Dee Fortman	Illinois State (12/4/1997)	9
	Jennifer Guess	Alabama (10/1/1993)	9
	Lori Rowe	Virginia Tech (11/18/1983)	9

4-SET MATCHES

Rank	Name	Opponent (Date)	Blocks
1.	Libby Ralston	Jacksonville (9/6/1991)	15
2.	Stephanie Pflughaupt	Georgia (9/14/1988)	13
3.	Belita Salters	North Carolina (9/10/2005)	10
	Lauren Ford	Mississippi (10/8/2004)	10
	Berna Dwyer	Georgia (11/17/2002)	10
	Berna Dwyer	Arizona State (9/6/2002)	10
	Dee Dee Fortman	Georgia (11/12/1995)	10
	Dee Dee Fortman	Tennessee (10/22/1995)	10
	Heather Larkin	Tennessee (10/14/1994)	10

5-SET MATCHES

Rank	Name	Opponent (Date)	Blocks
1.	Heather Larkin	Kentucky (10/7/1994)	12
2.	Jacqy Angermiller	Eastern Kentucky (9/19/2014)	11
	Crystal Johnson	St. John's (9/8/2006)	11
3.	Danika Taylor	Michigan (9/17/1999)	10
	Lori Drost	Maryland (9/16/1995)	10
	Amy Collinsworth	College of Charleston (10/20/1993)	10
	Stephanie Pflughaupt	Memphis (11/22/1986)	10
	Lori Rowe	Louisville (10/28/1983)	10
	Lori Rowe	Georgia (10/1/1983)	10

TOTAL BLOCKS

3-SET MATCHES

Rank	Name	Opponent (Date)	Blocks
1.	Lori Rowe	Western Carolina (9/24/1983)	16
2.	Dee Dee Fortman	Kentucky (10/20/1995)	12
3.	Dee Dee Fortman	Illinois State (12/4/1997)	10
	Jennifer Guess	Alabama (10/1/1993)	10
	Lori Rowe	Virginia Tech (11/18/1983)	10
	Lori Rowe	USF (10/7/1983)	10

4-SET MATCHES

Rank	Name	Opponent (Date)	Blocks
1.	Libby Ralston	Jacksonville (9/6/1991)	16
	Stephanie Pflughaupt	Georgia (9/14/1988)	16
3.	Lauren Ford	Mississippi (10/8/2004)	13
4.	Heather Larkin	Tennessee (10/14/1994)	12
	Katie Gerst	UNC Asheville (9/25/1993)	12

5-SET MATCHES

Rank	Name	Opponent (Date)	Blocks
1.	Crystal Johnson	St. John's (9/8/2006)	13
2.	Heather Larkin	Kentucky (10/7/1994)	12
	Lori Rowe	Memphis (11/22/1986)	12
4.	Jacqy Angermiller	Eastern Kentucky (9/19/2014)	11
	Danika Taylor	Michigan (9/17/1999)	11
	Amy Collinsworth	College of Charleston (10/20/1993)	11
	Lori Rowe	North Carolina (10/7/1983)	11

Note: Box scores are only available from 1993 to the present. Limited historical records prior to 1993 were used to aid in the composition of individual match records as well.

Current players in *italics*

TEAM MATCH RECORDS

KILLS

3-SET MATCHES

Rank	Opponent (Date)	Kills
1.	LSU (9/22/2000)	76
2.	Tennessee (11/3/2000)	74
3.	Kentucky (10/20/1995)	69
4.	Clemson (9/16/1998)	66
	Arkansas (11/22/1997)	66

4-SET MATCHES

Rank	Opponent (Date)	Kills
1.	Georgia (11/12/1995)	88
2.	Arkansas (9/24/2000)	86
3.	Florida (10/31/1997)	83
4.	Florida (9/17/2006)	82
	Houston (9/16/2005)	82
	LSU (10/25/1996)	82
	Alabama (10/6/1996)	82

5-SET MATCHES

Rank	Opponent (Date)	Kills
1.	North Carolina State (11/7/1986)	99
2.	Arkansas (11/23/1996)	86
3.	Arkansas (11/2/2007)	85
	Georgia (11/18/2000)	85
	Northern Illinois (9/8/2000)	85
	Michigan (9/17/1999)	85

TEAM MATCH RECORDS

ATTACKS

3-SET MATCHES

Rank	Opponent (Date)	Attacks
1.	Arkansas (11/22/1997)	179
2.	Tennessee (11/3/2000)	177
3.	Mississippi State (10/8/1995)	171
4.	San Diego (9/13/2002)	166
5.	LSU (9/22/2000)	165

4-SET MATCHES

Rank	Opponent (Date)	Attacks
1.	USF (9/17/1994)	235
2.	Arkansas (9/24/2000)	223
3.	Kentucky (10/22/1993)	220
4.	LSU (10/25/1996)	219
5.	Mississippi State (9/27/1996)	218
	Georgia (11/12/1995)	218

5-SET MATCHES

Rank	Opponent (Date)	Attacks
1.	Northern Illinois (9/8/2000)	243
2.	Tennessee (11/11/2007)	241
	Maryland (9/16/1995)	241
4.	Arkansas (11/2/2007)	234
5.	Arkansas (11/23/1996)	225

HITTING PERCENTAGE

3-SET MATCHES

Rank	Opponent (Date)	(K-E-A) Pct.
1.	SC State (10/23/2008)	(50-3-80) .587
2.	Liberty (9/1/2000)	(62-7-98) .561
3.	Mississippi State (11/23/2008)	(48-3-84) .536
4.	Louisville (9/26/1986)	(N/A) .530
5.	Troy (9/7/2007)	(52-6-92) .500
	Auburn (9/27/2002)	(53-8-90) .500

4-SET MATCHES

Rank	Opponent (Date)	(K-E-A) Pct.
1.	Mississippi State (9/25/1998)	(80-8-165) .436
2.	American (9/7/1996)	(44-7-85) .435
3.	Mississippi (10/16/2011)	(61-11-127) .394
4.	Arkansas (10/5/1997)	(73-7-170) .388
5.	North Carolina (11/24/2001)	(78-18-160) .375

5-SET MATCHES

Rank	Opponent (Date)	(K-E-A) Pct.
1.	Arkansas (11/23/2012)	(68-17-143) .357
2.	Kentucky (10/24/1997)	(81-17-187) .342
3.	Michigan State (9/18/2004)	(64-17-143) .329
4.	Clemson (9/10/2002)	(74-22-162) .321
5.	ETSU (8/25/2012)	(70-21-165) .297

ASSISTS

3-SET MATCHES

Rank	Opponent (Date)	Assists
1.	LSU (9/22/2000)	73
2.	Tennessee (11/3/2000)	69
3.	Kentucky (10/20/1995)	63
4.	Mississippi (11/21/1997)	60
5.	Georgia (11/15/2006)	58
	Mississippi State (11/3/2002)	58

4-SET MATCHES

Rank	Opponent (Date)	Assists
1.	Arkansas (9/24/2000)	81
2.	Florida (9/17/2006)	76
3.	Alabama (10/6/1996)	74
4.	LSU (10/25/1996)	73
	Mississippi State (9/27/1996)	73

5-SET MATCHES

Rank	Opponent (Date)	Assists
1.	North Carolina State (11/7/1986)	95
2.	Arkansas (11/2/2007)	80
3.	Tennessee (11/11/2007)	79
	Northern Illinois (9/8/2000)	79
5.	Auburn (9/14/2007)	76

ACES

3-SET MATCHES

Rank	Opponent (Date)	Aces
1.	Auburn (10/17/2004)	16
	Alabama (9/29/2002)	16
	Creighton (9/7/2002)	16
	Auburn (10/11/1998)	16
5.	Auburn (9/27/2002)	15
	Tennessee (10/26/1997)	15

4-SET MATCHES

Rank	Opponent (Date)	Aces
1.	Jacksonville (9/6/1991)	22
2.	Kentucky (11/8/1998)	16
	Arkansas (10/5/1997)	16
	Western Carolina (9/3/1993)	16
5.	Mississippi (10/12/1997)	15

5-SET MATCHES

Rank	Opponent (Date)	Aces
1.	Santa Clara (9/18/2003)	15
	New Mexico (9/8/2000)	15
	Washington State (9/23/1988)	15
4.	George Washington (9/20/2003)	14
5.	Indiana (9/13/2003)	13
	Michigan (9/17/1999)	13

DIGS

3-SET MATCHES

Rank	Opponent (Date)	Digs
1.	Mississippi State (10/8/1995)	96
	UNC Greensboro (9/6/1995)	96
3.	Kentucky (10/30/1994)	92
4.	Appalachian State (9/24/1993)	91
5.	Mississippi State (11/17/1995)	89

4-SET MATCHES

Rank	Opponent (Date)	Digs
1.	Charlotte (10/26/1993)	120
2.	Mississippi State (9/27/1996)	118
3.	LSU (10/25/1996)	113
4.	Kentucky (10/22/1993)	110
5.	Mississippi State (10/22/2000)	109

5-SET MATCHES

Rank	Opponent (Date)	Digs
1.	Maryland (9/16/1995)	136
2.	Mississippi State (11/13/2010)	114
	George Washington (11/12/1988)	114
4.	Arkansas (11/2/2007)	108
5.	Tennessee (11/11/2007)	106
	Alabama (9/30/1994)	106

BLOCK SOLOS

3-SET MATCHES

Rank	Opponent (Date)	Block Solos
1.	Mercer (9/3/2005)	9
2.	Georgia (10/24/2002)	7
3.	Lipscomb (9/11/2010)	6
	George Washington (9/1/2007)	6
	Tennessee (11/7/1997)	6
	Davidson (9/4/1995)	6

4-SET MATCHES

Rank	Opponent (Date)	Block Solos
1.	Charlotte (10/5/1988)	17
2.	Illinois-Chicago (9/7/1996)	12
3.	Dayton (8/29/2008)	8
	UNC Asheville (9/25/1993)	8
	Florida (9/6/1986)	8

5-SET MATCHES

Rank	Opponent (Date)	Block Solos
1.	Maryland (9/1/2007)	7
2.	Mississippi State (10/15/2006)	6
	Arkansas (9/25/2005)	6
	Memphis (11/22/1986)	6
5.	LSU (10/28/2007)	5

St. John's (9/8/2006)	5
Alabama (9/30/1994)	5

BLOCK ASSISTS

3-SET MATCHES

Rank	Opponent (Date)	Block Assists
1.	Tennessee (11/9/2005)	28
	Kentucky (10/20/1995)	28
3.	Auburn (10/31/2003)	26
	Illinois State (12/4/1997)	26
	Mississippi State (10/8/1995)	26

4-SET MATCHES

Rank	Opponent (Date)	Block Assists
1.	Georgia (11/12/1995)	36
2.	Mississippi (10/8/2004)	34
3.	North Carolina (9/10/2005)	32
4.	Kentucky (10/16/1998)	30
	Tennessee (10/14/1994)	30

5-SET MATCHES

Rank	Opponent (Date)	Block Assists
1.	College of Charleston (9/7/1991)	41
2.	Kentucky (10/7/1994)	36
3.	Eastern Kentucky (9/19/2014)	34
	College of Charleston (10/20/1993)	34
4.	St. John's (9/8/2006)	30
5.	Santa Clara (9/18/2003)	28
	Michigan (9/17/1999)	28
	Colorado State (12/4/1998)	28
	UCF (8/31/1996)	28
	Memphis (11/22/1986)	28

TOTAL BLOCKS

3-SET MATCHES

Rank	Opponent (Date)	Total Blocks
1.	Kentucky (10/20/1995)	18.0
2.	Mercer (9/3/2005)	17.0
3.	Tennessee (11/9/2005)	16.0
4.	Winthrop (11/26/2005)	14.0
	Auburn (10/31/2003)	14.0
	Illinois State (12/4/1997)	14.0
	Alabama (10/1/1993)	14.0

4-SET MATCHES

Rank	Opponent (Date)	Total Blocks
1.	Tennessee (10/14/1994)	22.0
2.	Mississippi (10/8/2004)	21.0
	Georgia (11/12/1995)	21.0
4.	UNC Asheville (9/25/1993)	20.0
5.	North Carolina (9/10/2005)	19.0
	American (12/5/2002)	19.0

5-SET MATCHES

Rank	Opponent (Date)	Total Blocks
1.	North Carolina (10/19/1988)	22.0
2.	College of Charleston (9/7/1991)	21.5
3.	College of Charleston (10/20/1993)	21.0
4.	St. John's (9/8/2006)	20.0
	Memphis (11/22/1986)	20.0

Note: Box scores are only available from 1993 to the present. Limited historical records prior to 1993 were used to aid in the composition of individual match records as well.



SCOTT SWANSON

Head Coach • Fourth Year at South Carolina

- Coached seven teams that played in the NCAA Tournament (Arizona State 1999, 2000, Minnesota 2006-10)
- Part of staff for eight All-Americans
- Recruited three top-10 classes to Minnesota

The 11th head coach in Gamecock Volleyball history, Scott Swanson looks to continue building the South Carolina program into a national contender entering his fifth season in Columbia.

Last season under Swanson's guidance, the Gamecocks posted a 17-14 record, which included seven SEC wins, the program's most since 2008. Libero Mikaela Christiaansen set the program record for most digs in a single season with 535, while middle blocker Darian Dozier set single-season rally scoring era school records for total blocks (141) and block assists (127). The Gamecocks also turned in another strong year in the classroom, as a league-best 12 players made the SEC Fall Academic Honor Roll.

During the 2013 season, outside hitter Juliette Thévenin became just the second Gamecock in school history to earn AVCA All-America honors as she was named honorable mention All-American. Thévenin was also a first-team AVCA All-Southeast Region and All-SEC selection as she left the program ranked in the top 10 in six career categories.

Swanson guided the Gamecocks to an 18-14 record in 2012, the program's second winning season in the last decade. South Carolina got off to a program-best 13-0 start and improved its hitting percentage for a second straight season, ranking second in the SEC with a percentage of .255, an improvement of 29 points from the previous year. Outside hitter Juliette Thévenin garnered second-team All-SEC honors after she ranked second in SEC play with 4.40 kills per set and 4.81 points per set, becoming the first Gamecock since 2008 to receive an All-SEC award.

In Swanson's first season, the Gamecocks went 14-16 and improved its offensive efficiency and its backline defense under his guidance. The team led the SEC with a 16.78 digs average, the best mark in four years for the Gamecocks, and hit .226, a 45-point improvement from the 2011 season. Three times, South Carolina student-athletes garnered an SEC weekly award, with Thévenin picking up the first offensive listing and Paige Wheeler twice gaining the defensive certificate.

Swanson's teams have also proved themselves in the classroom, earning the Team Academic Award from the American Volleyball Coaches Association in 2011-12, 2012-13 and 2013-14. A total of 13 Gamecocks made the SEC Academic Honor Roll in 2013-14, 15 in 2012-13 and 13 received the honor in 2011-12. The team also claimed the department's Life Skills Team of the Year award in 2011-12, honoring the group for its academic achievements, personal development and work in the community.

Prior to his current head coaching job, Swanson spent five years on the sidelines for the Golden Gophers, helping the team to five-consecutive NCAA Tournament appearances and a 125-46 record. Three times, Minnesota finished second in the Big Ten behind perennial power Penn State. The 2009 team advanced to the national semifinals in the NCAA Tournament.

During his tenure in Minneapolis, Swanson helped the Golden Gophers become an elite blocking team. In five years, Minnesota never ranked lower than 35th in NCAA Division I in blocks. The 2007 team set a program record with 3.54 blocks per set. Five Golden Gophers earned All-America accolades during those five years, including 2009 first-team middle blocker and 2012 US National Team pool member Lauren Gibbemeyer.

Swanson also led the Gophers' recruiting efforts, posting three top-10 recruiting classes according to PrepVolleyball.com. The 2009 group earned top honors from the outlet.

The summer of 2009, Swanson spent time with USA Volleyball's A-2 Junior National Team, and he coached the USA Red team to a second-place showing in the 2008 USA Adult Open Championships.

Swanson brings in four years of head coaching experience to Columbia after his tenure at the University of Texas-El Paso. With a 50-61 career record, Swanson had the team on the brink of the NCAA Tournament in 2005, when the Miners went 21-10. Three players earned all-conference honors under Swanson's tutelage, including honorable mention All-American Kari Stacy. He also inked a high school All-American and saw his team improve in the classroom to a department-best 3.2 GPA in 2005.

Prior to UTEP, Swanson spent six years at his alma mater, Arizona State. He helped the team to two NCAA Tournament appearances during his time in Tempe and coached one second-team All-American and two Pac-10 All-Freshman Team players. Two of his Sun Devil players garnered Academic All-America certificates as well.

Swanson started his coaching career at Mountain View (Ariz.) High School, working as an assistant with the varsity team and leading his junior varsity group to a 17-1 record. As a head coach with the Arizona East Valley Juniors club, he led a 16-1s team to a national runner-up finish and earned Cactus Region Coach of the Year honors. He also served as head coach at Camelback High School before landing the job with Arizona State, where he also played club volleyball.

A graduate of ASU, Swanson is married to the former Erin Meier. The couple has two daughters, Rylee Sue and Haylen Rae.

HEAD COACHING RECORD

Year	School	W	L	PCT	W	L	PCT	Finish
2002	UTEP	11	14	.440	6	7	.462	2nd WAC East
2003	UTEP	8	22	.267	2	11	.154	5th WAC East
2004	UTEP	10	15	.400	2	11	.154	4th WAC East
2005	UTEP	21	10	.677	10	6	.625	4th CUSA
2011	South Carolina	14	16	.467	5	15	.250	5th SEC East
2012	South Carolina	18	14	.563	6	14	.300	6th SEC East
2013	South Carolina	12	19	.387	3	15	.167	T-11th SEC
2014	South Carolina	17	14	.548	7	11	.389	T-8th SEC
2015	South Carolina	2	1	.667	--	--	--	--
TOTAL 8+ Years		113	125	.475	41	90	.313	

ASSISTANT COACHING RECORD

Year	School	W	L	PCT	W	L	PCT	Finish
1996	Arizona State	9	15	.375	4	14	.222	8th Pac-10
1997	Arizona State	13	16	.448	4	14	.222	8th Pac-10
1998	Arizona State	11	14	.440	8	10	.444	T-5th Pac-10
1999	Arizona State	14	13	.519	10	8	.556	5th Pac-10
2000	Arizona State	18	12	.600	9	9	.500	T-5th Pac-10
2001	Arizona State	10	16	.385	5	13	.278	7th Pac-10
2006	Minnesota	26	8	.765	17	3	.850	T-2nd Big Ten
2007	Minnesota	18	13	.581	11	9	.550	T-3rd Big Ten
2008	Minnesota	27	7	.794	16	4	.800	2nd Big Ten
2009	Minnesota	28	9	.757	15	5	.750	3rd Big Ten
2010	Minnesota	26	8	.765	14	6	.700	2nd Big Ten
TOTAL 11 Years		200	131	.604	113	95	.543	

THE SWANSON TIMELINE

Coaching	
2011-present	Head coach, South Carolina
2006-2010	Assistant coach, associate head coach, Minnesota
2009	Assistant coach, USA Volleyball A-2 Women's Team
2002-2005	Head coach, UTEP
1996-2001	Assistant coach, associate head coach, Arizona State
1994-1995	Head coach, Camelback High School
1993-2000	Head coach, Arizona East Valley Juniors
1991-1992	Assistant coach, Mountain View High School

Education	
1995	B.A., Family studies and human development, Arizona State



1 - MADISON BOROWSKI

5-9 • Fr. • S • Austin, Texas (Westlake)

SEASON NOTES

- Has not played

Season Highs

Kills N/A

Attempts N/A

Hit. % (Min. 12 Att.) N/A

Assists N/A

Service Aces N/A

Digs N/A

Blocks Solo N/A

Block Assists N/A

Total Blocks N/A

Match-By-Match Statistics

DATE	OPP	SP	KILL	ERR	ATT	PCT	AST	SA	SE	RE	DIG	BS	BA	BE	TB	BHE	P
8/28	Southeastern La.	--	--	--	--	--	--	--DNP	--	--	--	--	--	--	--	--	--
8/29	NC Central	--	--	--	--	--	--	--DNP	--	--	--	--	--	--	--	--	--
8/29	NC State	--	--	--	--	--	--	--DNP	--	--	--	--	--	--	--	--	--
9/4	vs. Clemson																
9/5	vs. Winthrop																
9/5	at Furman																
9/11	vs. Pittsburgh																
9/11	at Michigan																
9/12	vs. Western Michigan																
9/18	East Carolina																
9/19	Charleston Southern																
9/19	Wofford																
9/22	Coastal Carolina																
9/25	Kentucky																
9/27	at LSU																
10/2	at Ole Miss																
10/4	at Mississippi State																
10/9	Auburn																
10/11	Texas A&M																
10/14	at Georgia																
10/18	at Tennessee																
10/25	Arkansas																
10/30	Florida																
11/1	Ole Miss																
11/6	at Auburn																
11/8	at Alabama																
11/11	Tennessee																
11/20	Mississippi State																
11/22	Alabama																
11/25	at Arkansas																
11/27	at Missouri																

CAREER STATISTICS

YEAR	SP	MP	KILL	K/S	ERR	ATT	PCT	AST	A/S	SA	SA/S	SE	DIG	D/S	RE	BS	BA	TB	B/S	BE	BHE	P	P/S
2015	--	--	--	--	--	--	--	--	--	--	--	--	--	--	--	--	--	--	--	--	--	--	--



2 - JOELY CABRERA

5-6 • Jr. • DS/Libero • Seca, Puerto Rico (Daytona State)

SEASON NOTES

- Recorded 12 digs and four assists in Gamecock debut vs. Southeastern Louisiana (8/28)
- Contributed a season-high 13 digs in back-to-back matches vs. NC Central (8/29) and NC State (8/29)

Season Highs

Kills N/A

Attempts N/A

Hit. % (Min. 12 Att.) N/A

Assists
4, Southeastern La. (8/28)

Service Aces N/A

Digs
13, 2x, last vs. NC State (8/29)

Blocks Solo N/A

Block Assists N/A

Total Blocks N/A

Match-By-Match Statistics

DATE	OPP	SP	KILL	ERR	ATT	PCT	AST	SA	SE	RE	DIG	BS	BA	BE	TB	BHE	P
8/28	Southeastern La.	3	0	0	0	.000	4	0	0	2	12	0	0	0	0.0	0	0.0
8/29	NC Central	3	0	0	0	.000	3	0	1	0	13	0	0	0	0.0	0	0.0
8/29	NC State	3	0	0	0	.000	0	0	0	0	13	0	0	0	0.0	0	0.0
9/4	vs. Clemson																
9/5	vs. Winthrop																
9/5	at Furman																
9/11	vs. Pittsburgh																
9/11	at Michigan																
9/12	vs. Western Michigan																
9/18	East Carolina																
9/19	Charleston Southern																
9/19	Wofford																
9/22	Coastal Carolina																
9/25	Kentucky																
9/27	at LSU																
10/2	at Ole Miss																
10/4	at Mississippi State																
10/9	Auburn																
10/11	Texas A&M																
10/14	at Georgia																
10/18	at Tennessee																
10/25	Arkansas																
10/30	Florida																
11/1	Ole Miss																
11/6	at Auburn																
11/8	at Alabama																
11/11	Tennessee																
11/20	Mississippi State																
11/22	Alabama																
11/25	at Arkansas																
11/27	at Missouri																

CAREER STATISTICS

YEAR	SP	MP	KILL	K/S	ERR	ATT	PCT	AST	A/S	SA	SA/S	SE	DIG	D/S	RE	BS	BA	TB	B/S	BE	BHE	P	P/S
2013*	135	34	522	3.87	198	1224	.265	4	0.03	36	0.27	54	331	2.45	36	19	8	27	0.20	1	2	581.0	4.30
2014*	85	23	202	2.38	93	575	.190	3	0.04	19	0.22	22	233	2.74	11	8	2	10	0.12	2	0	230.0	2.71
TOTAL	220	57	724	3.29	291	1799	.241	7	0.03	55	0.25	76	564	2.56	47	27	10	37	0.17	3	2	811.0	3.69

*at Daytona State

YEAR	SP	MP	KILL	K/S	ERR	ATT	PCT	AST	A/S	SA	SA/S	SE	DIG	D/S	RE	BS	BA	TB	B/S	BE	BHE	P	P/S
2015	9	3	0	0.00	0	0	.000	7	0.78	0	0.00	1	38	4.22	2	0	0	0	0.00	0	0	0.0	0.00



3 - DESSAA LEGROS

5-10 • Jr. • MB/OH • Kennesaw, Ga. (Allatoona)

SEASON NOTES

- Earned a spot on the Gamecock Invitational All-Tournament Team after averaging 4.22 kills per set in three matches (8/28-29)
- Tallied 12 kills and a career-high seven digs vs. Southeastern Louisiana (8/28)
- Produced a career-high 18 kills while hitting .424 and a career-high three blocks vs. NC Central (8/29)

Season Highs

Kills
18, NC Central (8/29)

Attempts
33, NC Central (8/29)

Hit. % (Min. 12 Att.)
.424, NC Central (8/29)

Assists
1, NC Central (8/29)

Service Aces
1, Southeastern La. (8/28)

Digs
7, Southeastern La. (8/28)

Blocks Solo
N/A

Block Assists
3, NC Central (8/29)

Total Blocks
3, NC Central (8/29)

Career Highs

Kills
18, NC Central (8/29/15)

Attempts
36, Georgia (11/19/14)

Hit. % (Min. 12 Att.)
.667, SC State (8/30/13)

Assists
2, Furman (9/7/13)

Service Aces
1, 2x, last vs. Southeastern La. (8/29/15)

Digs
7, Southeastern La. (8/28/15)

Blocks Solo
1, Auburn (11/16/14)

Block Assists
3, NC Central (8/29/15)

Total Blocks
3, NC Central (8/29/15)

Match-By-Match Statistics

DATE	OPP	SP	KILL	ERR	ATT	PCT	AST	SA	SE	RE	DIG	BS	BA	BE	TB	BHE	P
8/28	Southeastern La.	3	12	2	28	.357	0	1	1	0	7	0	1	0	1.0	0	13.5
8/29	NC Central	3	18	4	33	.424	1	0	0	3	4	0	3	0	3.0	0	19.5
8/29	NC State	3	8	6	24	.083	0	0	1	1	5	0	2	0	2.0	1	9.0
9/4	vs. Clemson																
9/5	vs. Winthrop																
9/5	at Furman																
9/11	vs. Pittsburgh																
9/11	at Michigan																
9/12	vs. Western Michigan																
9/18	East Carolina																
9/19	Charleston Southern																
9/19	Wofford																
9/22	Coastal Carolina																
9/25	Kentucky																
9/27	at LSU																
10/2	at Ole Miss																
10/4	at Mississippi State																
10/9	Auburn																
10/11	Texas A&M																
10/14	at Georgia																
10/18	at Tennessee																
10/25	Arkansas																
10/30	Florida																
11/1	Ole Miss																
11/6	at Auburn																
11/8	at Alabama																
11/11	Tennessee																
11/20	Mississippi State																
11/22	Alabama																
11/25	at Arkansas																
11/27	at Missouri																

CAREER STATISTICS

YEAR	SP	MP	KILL	K/S	ERR	ATT	PCT	AST	A/S	SA	SA/S	SE	DIG	D/S	RE	BS	BA	TB	B/S	BE	BHE	P	P/S
2013	76	29	131	1.72	83	433	.111	5	0.07	0	0.00	0	30	0.39	4	0	14	14	0.18	2	0	138.0	1.82
2014	39	18	56	1.44	37	182	.104	1	0.03	1	0.03	2	23	0.59	4	1	4	5	0.13	0	0	60.0	1.54
2015	9	3	38	4.22	12	85	.306	1	0.11	1	0.11	2	16	1.78	4	0	6	6	0.67	0	1	42.0	4.67
TOTAL	124	50	225	1.81	132	700	.133	7	0.06	2	0.02	4	69	0.56	12	1	24	25	0.20	2	1	240.0	1.94



4 - DARIAN DOZIER

6-1 • Sr. • MB/RS • Sandy Spring, Md. (St. Johns College)

SEASON NOTES

- Finished with nine kills while hitting .533 and two blocks vs. Southeastern Louisiana (8/28)
- Recorded a season-high three blocks vs. NC State (8/29)
- Ranks eighth all-time at Carolina in career block assists (298) and is tied for ninth all-time in career total blocks (328)

Season Highs

Kills
9, Southeastern La. (8/28)

Attempts
15, Southeastern La. (8/28)

Hit. % (Min. 12 Att.)
.533, Southeastern La. (8/28)

Assists
1, NC State (8/29)

Service Aces
2, Southeastern La. (8/28)

Digs
2, Southeastern La. (8/28)

Blocks Solo
1, NC State (8/29)

Block Assists
2, 2x, last vs. NC State (8/29)

Total Blocks
3, NC State (8/29)

Career Highs

Kills
18, Texas A&M (10/6/13)

Attempts
36, Tennessee (11/19/14)

Hit. % (Min. 12 Att.)
.625, Western Carolina (9/20/13)

Assists
2, LSU (9/16/12)

Service Aces
2, 3x, last vs. Southeastern La. (8/28/15)

Digs
8, Auburn (11/16/14)

Blocks Solo
3, Jacksonville (8/30/14)

Block Assists
8, 3x, last vs. Furman (9/6/14)

Total Blocks
11, Jacksonville (8/30/14)

Match-By-Match Statistics

DATE	OPP	SP	KILL	ERR	ATT	PCT	AST	SA	SE	RE	DIG	BS	BA	BE	TB	BHE	P
8/28	Southeastern La.	3	9	1	15	.533	0	2	0	1	2	0	2	0	2.0	0	12.0
8/29	NC Central	1	2	0	3	.667	0	0	0	0	0	0	0	0	0.0	0	2.0
8/29	NC State	3	4	2	13	.154	1	0	1	0	1	1	2	1	3.0	0	6.0
9/4	vs. Clemson																
9/5	vs. Winthrop																
9/5	at Furman																
9/11	vs. Pittsburgh																
9/11	at Michigan																
9/12	vs. Western Michigan																
9/18	East Carolina																
9/19	Charleston Southern																
9/19	Wofford																
9/22	Coastal Carolina																
9/25	Kentucky																
9/27	at LSU																
10/2	at Ole Miss																
10/4	at Mississippi State																
10/9	Auburn																
10/11	Texas A&M																
10/14	at Georgia																
10/18	at Tennessee																
10/25	Arkansas																
10/30	Florida																
11/1	Ole Miss																
11/6	at Auburn																
11/8	at Alabama																
11/11	Tennessee																
11/20	Mississippi State																
11/22	Alabama																
11/25	at Arkansas																
11/27	at Missouri																

CAREER STATISTICS

YEAR	SP	MP	KILL	K/S	ERR	ATT	PCT	AST	A/S	SA	SA/S	SE	DIG	D/S	RE	BS	BA	TB	B/S	BE	BHE	P	P/S
2012	96	31	129	1.34	43	325	.265	6	0.06	0	0.00	0	24	0.25	0	7	60	67	0.70	12	0	166.0	1.73
2013	108	31	214	1.98	70	521	.276	6	0.06	8	0.07	24	64	0.59	0	8	107	115	1.06	7	4	283.5	2.62
2014	120	31	218	1.82	90	577	.222	10	0.08	4	0.03	11	80	0.67	1	14	127	141	1.17	12	1	299.5	2.49
2015	7	3	15	2.14	3	31	.387	1	0.14	2	0.29	1	3	0.43	1	1	4	5	0.71	1	0	20.0	2.86
TOTAL	331	96	576	1.74	206	1454	.254	23	0.07	14	0.04	36	171	0.52	2	30	298	328	0.99	32	5	769.0	2.32



5 - AUBREY EZELL

5-8 • Fr. • S • Granbury, Texas (Granbury)

SEASON NOTES

- Recorded a double-double in Gamecock debut vs. Southeastern Louisiana (8/28), finishing with 30 assists, 13 digs and three service aces
- Finished with a double-double vs. NC Central (8/29) with 33 assists and 11 digs
- Tallied a season-high four kills and distributed 23 assists vs. NC State (8/29)

Season Highs

Kills

4, NC State (8/29)

Attempts

6, NC State (8/29)

Hit. % (Min. 12 Att.)

N/A

Assists

33, NC Central (8/29)

Service Aces

3, Southeastern La.
(8/28)

Digs

13, Southeastern La.
(8/28)

Blocks Solo

N/A

Block Assists

1, 3x, last vs. NC State
(8/29)

Total Blocks

1, 3x, last vs. NC State
(8/29)

Match-By-Match Statistics

DATE	OPP	SP	KILL	ERR	ATT	PCT	AST	SA	SE	RE	DIG	BS	BA	BE	TB	BHE	P
8/28	Southeastern La.	3	1	0	2	.500	30	3	3	0	13	0	1	0	1.0	0	4.5
8/29	NC Central	3	2	1	4	.250	33	0	4	0	11	0	1	1	1.0	1	2.5
8/29	NC State	3	4	0	6	.667	23	1	3	0	7	0	1	0	1.0	1	5.5
9/4	vs. Clemson																
9/5	vs. Winthrop																
9/5	at Furman																
9/11	vs. Pittsburgh																
9/11	at Michigan																
9/12	vs. Western Michigan																
9/18	East Carolina																
9/19	Charleston Southern																
9/19	Wofford																
9/22	Coastal Carolina																
9/25	Kentucky																
9/27	at LSU																
10/2	at Ole Miss																
10/4	at Mississippi State																
10/9	Auburn																
10/11	Texas A&M																
10/14	at Georgia																
10/18	at Tennessee																
10/25	Arkansas																
10/30	Florida																
11/1	Ole Miss																
11/6	at Auburn																
11/8	at Alabama																
11/11	Tennessee																
11/20	Mississippi State																
11/22	Alabama																
11/25	at Arkansas																
11/27	at Missouri																

CAREER STATISTICS

YEAR	SP	MP	KILL	K/S	ERR	ATT	PCT	AST	A/S	SA	SA/S	SE	DIG	D/S	RE	BS	BA	TB	B/S	BE	BHE	P	P/S
2015	9	3	7	0.78	1	12	.500	86	9.56	4	0.44	10	31	3.44	0	0	3	3	0.33	1	2	12.5	1.33



6 - SARAH BLOMGREN

5-11 • Sr. • RS/OH • Canyon Country, Calif. (Saugus)

SEASON NOTES

- Produced a season-high six kills and two blocks vs. Southeastern Louisiana (8/28)
- Finished with five kills and two blocks vs. NC State (8/29)

Season Highs

Kills

6, Southeastern La.
(8/28)

Attempts

17, NC State (8/29)

Hit. % (Min. 12 Att.)

.235, Southeastern La.
(8/28)

Assists

1, Southeastern La.
(8/28)

Service Aces

N/A

Digs

2, NC State (8/29)

Blocks Solo

N/A

Block Assists

2, 2x, last vs. NC State
(8/29)

Total Blocks

2, 2x, last vs. NC State
(8/29)

Career Highs

Kills

17, 2x, last vs. Georgia
(11/23/14)

Attempts

30, Georgia (11/23/14)

Hit. % (Min. 12 Att.)

.538, Mississippi State
(10/24/14)

Assists

5, LSU (10/31/14)

Service Aces

1, Georgia (11/10/13))

Digs

9, Georgia (11/23/14)

Blocks Solo

1, 7x, last vs.
Auburn (11/16/14)

Block Assists

5, 4x, last vs.
Gardner-Webb (8/29/14)

Total Blocks

5, 5x, last vs.
LSU (10/31/14)

Match-By-Match Statistics

DATE	OPP	SP	KILL	ERR	ATT	PCT	AST	SA	SE	RE	DIG	BS	BA	BE	TB	BHE	P
8/28	Southeastern La.	3	6	2	17	.235	1	0	0	0	1	0	2	0	2.0	0	7.0
8/29	NC Central	1	3	0	3	1.000	0	0	0	0	1	0	0	0	0.0	0	3.0
8/29	NC State	3	5	4	21	.048	0	0	0	0	2	0	2	0	2.0	0	6.0
9/4	vs. Clemson																
9/5	vs. Winthrop																
9/5	at Furman																
9/11	vs. Pittsburgh																
9/11	at Michigan																
9/12	vs. Western Michigan																
9/18	East Carolina																
9/19	Charleston Southern																
9/19	Wofford																
9/22	Coastal Carolina																
9/25	Kentucky																
9/27	at LSU																
10/2	at Ole Miss																
10/4	at Mississippi State																
10/9	Auburn																
10/11	Texas A&M																
10/14	at Georgia																
10/18	at Tennessee																
10/25	Arkansas																
10/30	Florida																
11/1	Ole Miss																
11/6	at Auburn																
11/8	at Alabama																
11/11	Tennessee																
11/20	Mississippi State																
11/22	Alabama																
11/25	at Arkansas																
11/27	at Missouri																

CAREER STATISTICS

YEAR	SP	MP	KILL	K/S	ERR	ATT	PCT	AST	A/S	SA	SA/S	SE	DIG	D/S	RE	BS	BA	TB	B/S	BE	BHE	P	P/S
2012	24	11	19	0.79	18	68	.015	0	0.00	0	0.00	0	2	0.08	0	1	7	8	0.33	4	0	23.5	0.96
2013	102	30	214	2.10	117	542	.179	7	0.07	1	0.01	2	36	0.35	1	5	60	65	0.64	11	0	250.0	2.45
2014	105	30	207	1.97	94	520	.217	13	0.12	3	0.03	12	72	0.69	4	3	42	45	0.43	13	3	234.0	2.23
2015	7	3	14	2.00	6	41	.195	1	0.14	0	0.00	0	4	0.57	0	0	4	4	0.57	0	0	16.0	2.29
TOTAL	238	74	454	1.91	235	1171	.187	21	0.09	4	0.02	14	114	0.48	5	9	113	122	0.51	28	3	523.5	2.20



7 - JACQY ANGERMILLER

6-2 • Jr. • MB/RS • Dallas, Texas (LD Bell)

SEASON NOTES

- Contributed three kills and a pair of blocks in opener vs. Southeastern Louisiana (8/28)
- Tallied a season-high four kills and three blocks vs. NC State (8/29)

Season Highs

Kills
4, NC State (8/29)

Attempts
12, NC State (8/29)

Hit. % (Min. 12 Att.)
.167, NC State (8/29)

Assists
1, NC State (8/29)

Service Aces
2, NC Central (8/29)

Digs
1, Southeastern La. (8/28)

Blocks Solo
N/A

Block Assists
3, NC State (8/29)

Total Blocks
3, NC State (8/29)

Career Highs

Kills
12, Western Carolina (9/20/13)

Attempts
26, Tennessee (9/29/13)

Hit. % (Min. 12 Att.)
.583, Liberty (9/13/13)

Assists
3, Ole Miss (10/20/13)

Service Aces
N/A

Digs
2, Tennessee (9/29/13)

Blocks Solo
2, 3x, last vs. Texas A&M (10/19/14)

Block Assists
11, Eastern Kentucky (9/19/14)


Total Blocks
11, Eastern Kentucky (9/19/14)

Match-By-Match Statistics

DATE	OPP	SP	KILL	ERR	ATT	PCT	AST	SA	SE	RE	DIG	BS	BA	BE	TB	BHE	P
8/28	Southeastern La.	3	3	1	6	.333	0	0	0	0	1	0	2	0	2.0	0	4.0
8/29	NC Central	2	1	0	2	.500	0	2	0	0	0	0	2	0	2.0	0	4.0
8/29	NC State	3	4	2	12	.167	1	0	0	0	0	0	3	0	3.0	0	5.5
9/4	vs. Clemson																
9/5	vs. Winthrop																
9/5	at Furman																
9/11	vs. Pittsburgh																
9/11	at Michigan																
9/12	vs. Western Michigan																
9/18	East Carolina																
9/19	Charleston Southern																
9/19	Wofford																
9/22	Coastal Carolina																
9/25	Kentucky																
9/27	at LSU																
10/2	at Ole Miss																
10/4	at Mississippi State																
10/9	Auburn																
10/11	Texas A&M																
10/14	at Georgia																
10/18	at Tennessee																
10/25	Arkansas																
10/30	Florida																
11/1	Ole Miss																
11/6	at Auburn																
11/8	at Alabama																
11/11	Tennessee																
11/20	Mississippi State																
11/22	Alabama																
11/25	at Arkansas																
11/27	at Missouri																

CAREER STATISTICS

YEAR	SP	MP	KILL	K/S	ERR	ATT	PCT	AST	A/S	SA	SA/S	SE	DIG	D/S	RE	BS	BA	TB	B/S	BE	BHE	P	P/S
2013	77	24	121	1.57	50	334	.213	4	0.05	0	0.00	0	13	0.17	1	8	75	83	1.08	8	1	166.5	2.16
2014	76	22	97	1.28	43	254	.213	1	0.01	0	0.00	1	9	0.12	1	6	61	67	0.88	5	2	133.5	1.75
2015	8	3	8	1.00	3	20	.250	1	0.12	2	0.25	0	1	0.12	0	0	7	7	0.88	0	0	13.5	1.62
TOTAL	161	49	226	1.40	96	608	.214	6	0.04	2	0.01	1	23	0.14	2	14	143	157	0.98	13	3	313.5	1.94



9 - MEGAN KIRKLAND

5-7 • Jr. • DS/Libero • Lugoff, S.C. (Lugoff-Elgin)

SEASON NOTES

- Tallied six digs and two service aces in first action of the season vs. Southeastern Louisiana (8/28)
- Recorded a season-high eight digs vs. NC Central (8/29)

Season Highs

Kills N/A

Attempts N/A

Hit. % (Min. 12 Att.) N/A

Assists
1, NC State (8/29)

Service Aces
2, Southeastern La. (8/28)

Digs
8, NC Central (8/29)

Blocks Solo N/A

Block Assists N/A

Total Blocks N/A

Career Highs

Kills
1, 4x, last vs. Auburn (10/5/14)

Attempts
1, 9x, last vs. Alabama (11/9/14)

Hit. % (Min. 12 Att.) N/A

Assists
4, Eastern Ky. (9/19/14)

Service Aces
3, 2x, last vs. Arkansas (11/14/14)

Digs
17, Alabama (11/9/14)

Blocks Solo N/A

Block Assists N/A

Total Blocks N/A

Match-By-Match Statistics

DATE	OPP	SP	KILL	ERR	ATT	PCT	AST	SA	SE	RE	DIG	BS	BA	BE	TB	BHE	P
8/28	Southeastern La.	3	0	0	0	.000	0	2	0	0	6	0	0	0	0.0	0	2.0
8/29	NC Central	3	0	0	0	.000	0	1	0	0	8	0	0	0	0.0	0	1.0
8/29	NC State	3	0	0	0	.000	1	0	2	1	3	0	0	0	0.0	0	0.0
9/4	vs. Clemson																
9/5	vs. Winthrop																
9/5	at Furman																
9/11	vs. Pittsburgh																
9/11	at Michigan																
9/12	vs. Western Michigan																
9/18	East Carolina																
9/19	Charleston Southern																
9/19	Wofford																
9/22	Coastal Carolina																
9/25	Kentucky																
9/27	at LSU																
10/2	at Ole Miss																
10/4	at Mississippi State																
10/9	Auburn																
10/11	Texas A&M																
10/14	at Georgia																
10/18	at Tennessee																
10/25	Arkansas																
10/30	Florida																
11/1	Ole Miss																
11/6	at Auburn																
11/8	at Alabama																
11/11	Tennessee																
11/20	Mississippi State																
11/22	Alabama																
11/25	at Arkansas																
11/27	at Missouri																

CAREER STATISTICS

YEAR	SP	MP	KILL	K/S	ERR	ATT	PCT	AST	A/S	SA	SA/S	SE	DIG	D/S	RE	BS	BA	TB	B/S	BE	BHE	P	P/S
2013	36	17	2	0.06	0	3	.667	7	0.19	3	0.08	8	39	1.08	7	0	0	0	0.00	0	0	5.0	0.14
2014	105	28	2	0.02	0	8	.250	22	0.21	15	0.14	20	202	1.92	18	0	0	0	0.00	0	1	17.0	0.16
2015	9	3	0	0.00	0	0	.000	1	0.11	3	0.33	2	17	1.89	1	0	0	0	0.00	0	0	3.0	0.33
TOTAL	150	48	4	0.03	0	11	.364	30	0.20	21	0.14	30	258	1.72	26	0	0	0	0.00	0	1	25.0	0.17



10 - EMMA LOCK

5-9 • Fr. • DS/Libero • Lee's Summit, Mo. (Lee's Summit)

SEASON NOTES

- Has not played

Season Highs

Kills N/A

Attempts N/A

Hit. % (Min. 12 Att.) N/A

Assists N/A

Service Aces N/A

Digs N/A

Blocks Solo N/A

Block Assists N/A

Total Blocks N/A

Match-By-Match Statistics

DATE	OPP	SP	KILL	ERR	ATT	PCT	AST	SA	SE	RE	DIG	BS	BA	BE	TB	BHE	P
8/28	Southeastern La.	--	--	--	--	--	--	--DNP	--	--	--	--	--	--	--	--	--
8/29	NC Central	--	--	--	--	--	--	--DNP	--	--	--	--	--	--	--	--	--
8/29	NC State	--	--	--	--	--	--	--DNP	--	--	--	--	--	--	--	--	--
9/4	vs. Clemson																
9/5	vs. Winthrop																
9/5	at Furman																
9/11	vs. Pittsburgh																
9/11	at Michigan																
9/12	vs. Western Michigan																
9/18	East Carolina																
9/19	Charleston Southern																
9/19	Wofford																
9/22	Coastal Carolina																
9/25	Kentucky																
9/27	at LSU																
10/2	at Ole Miss																
10/4	at Mississippi State																
10/9	Auburn																
10/11	Texas A&M																
10/14	at Georgia																
10/18	at Tennessee																
10/25	Arkansas																
10/30	Florida																
11/1	Ole Miss																
11/6	at Auburn																
11/8	at Alabama																
11/11	Tennessee																
11/20	Mississippi State																
11/22	Alabama																
11/25	at Arkansas																
11/27	at Missouri																

CAREER STATISTICS

YEAR	SP	MP	KILL	K/S	ERR	ATT	PCT	AST	A/S	SA	SA/S	SE	DIG	D/S	RE	BS	BA	TB	B/S	BE	BHE	P	P/S
2015	--	--	--	--	--	--	--	--	--	--	--	--	--	--	--	--	--	--	--	--	--	--	--



11 - KOKO ATOA-WILLIAMS

5-10 • Jr. • OH • Reno, Nev. (Bishop Manogue)

SEASON NOTES

- Recorded season-high seven kills and three digs in opener vs. Southeastern Louisiana (8/28)

Season Highs

Kills
7, Southeastern La. (8/28)

Attempts
21, Southeastern La. (8/28)

Hit. % (Min. 12 Att.)
.238, Southeastern La. (8/28)

Assists
N/A

Service Aces
1, NC State (8/29)

Digs
3, Southeastern La. (8/28)

Blocks Solo
N/A

Block Assists
N/A

Total Blocks
N/A

Career Highs

Kills
18, 4x, last vs. Auburn (11/16/14)

Attempts
54, Furman (9/6/14)

Hit. % (Min. 12 Att.)
.515, Missouri (10/26/14)

Assists
3, Alabama (10/12/14)

Service Aces
1, 8x, last vs. NC State (8/29/15)

Digs
27, Tennessee (11/19/14)

Blocks Solo
2, Clemson (9/5/14)

Block Assists
4, 3x, last vs. Alabama (11/9/14)

Total Blocks
4, 3x, last vs. Alabama (11/9/14)

Match-By-Match Statistics

DATE	OPP	SP	KILL	ERR	ATT	PCT	AST	SA	SE	RE	DIG	BS	BA	BE	TB	BHE	P
8/28	Southeastern La.	3	7	2	21	.238	0	0	0	1	3	0	0	0	0.0	0	7.0
8/29	NC Central	1	1	0	2	.500	0	0	0	0	2	0	0	0	0.0	0	1.0
8/29	NC State	3	1	1	13	.000	0	1	0	3	1	0	0	1	0.0	0	2.0
9/4	vs. Clemson																
9/5	vs. Winthrop																
9/5	at Furman																
9/11	vs. Pittsburgh																
9/11	at Michigan																
9/12	vs. Western Michigan																
9/18	East Carolina																
9/19	Charleston Southern																
9/19	Wofford																
9/22	Coastal Carolina																
9/25	Kentucky																
9/27	at LSU																
10/2	at Ole Miss																
10/4	at Mississippi State																
10/9	Auburn																
10/11	Texas A&M																
10/14	at Georgia																
10/18	at Tennessee																
10/25	Arkansas																
10/30	Florida																
11/1	Ole Miss																
11/6	at Auburn																
11/8	at Alabama																
11/11	Tennessee																
11/20	Mississippi State																
11/22	Alabama																
11/25	at Arkansas																
11/27	at Missouri																

CAREER STATISTICS

YEAR	SP	MP	KILL	K/S	ERR	ATT	PCT	AST	A/S	SA	SA/S	SE	DIG	D/S	RE	BS	BA	TB	B/S	BE	BHE	P	P/S
2013	56	21	80	1.43	54	286	.091	3	0.05	0	0.00	0	21	0.38	4	0	15	15	0.27	3	2	87.5	1.55
2014	121	31	304	2.51	137	991	.169	14	0.12	9	0.07	14	283	2.34	28	6	42	48	0.40	5	2	340.0	2.81
2015	7	3	9	1.29	3	36	.167	0	0.00	1	0.14	0	6	0.86	4	0	0	0	0.00	1	0	10.0	1.43
TOTAL	184	55	393	2.14	194	1313	.152	17	0.09	10	0.05	14	310	1.68	36	6	57	63	0.34	9	4	437.5	2.38



12 - COURTNEY FURLONG

6-3 • Fr. • OH • Oviedo, Fla. (Oviedo)

SEASON NOTES

- Made Gamecock debut vs. Southeastern Louisiana (8/28) and played in two sets
- Recorded a season-high five kills vs. NC Central (8/29)

Season Highs

Kills
5, NC Central (8/29)

Attempts
18, NC Central (8/29)

Hit. % (Min. 12 Att.)
-.056, NC Central (8/29)

Assists
2, NC Central (8/29)

Service Aces
N/A

Digs
1, Southeastern La. (8/28)

Blocks Solo
N/A

Block Assists
N/A

Total Blocks
N/A

Match-By-Match Statistics

DATE	OPP	SP	KILL	ERR	ATT	PCT	AST	SA	SE	RE	DIG	BS	BA	BE	TB	BHE	P
8/28	Southeastern La.	2	0	0	1	.000	0	0	0	0	1	0	0	0	0.0	0	0.0
8/29	NC Central	3	5	6	18	-.056	2	0	0	0	0	0	0	0	0.0	0	5.0
8/29	NC State	3	4	3	11	.091	0	0	0	0	0	0	0	0	0.0	0	4.0
9/4	vs. Clemson																
9/5	vs. Winthrop																
9/5	at Furman																
9/11	vs. Pittsburgh																
9/11	at Michigan																
9/12	vs. Western Michigan																
9/18	East Carolina																
9/19	Charleston Southern																
9/19	Wofford																
9/22	Coastal Carolina																
9/25	Kentucky																
9/27	at LSU																
10/2	at Ole Miss																
10/4	at Mississippi State																
10/9	Auburn																
10/11	Texas A&M																
10/14	at Georgia																
10/18	at Tennessee																
10/25	Arkansas																
10/30	Florida																
11/1	Ole Miss																
11/6	at Auburn																
11/8	at Alabama																
11/11	Tennessee																
11/20	Mississippi State																
11/22	Alabama																
11/25	at Arkansas																
11/27	at Missouri																

CAREER STATISTICS

YEAR	SP	MP	KILL	K/S	ERR	ATT	PCT	AST	A/S	SA	SA/S	SE	DIG	D/S	RE	BS	BA	TB	B/S	BE	BHE	P	P/S
2015	8	3	9	1.12	9	30	.000	2	0.25	0	0.00	0	1	0.12	0	0	0	0	0.00	0	0	9.0	1.12



14 - KATLYN MCDANIEL

6-0 • Jr. • MB • Columbia, S.C. (Spring Valley)

SEASON NOTES

- Has not played

Season Highs

- Kills** N/A
- Attempts** N/A
- Hit. % (Min. 12 Att.)** N/A
- Assists** N/A
- Service Aces** N/A
- Digs** N/A
- Blocks Solo** N/A
- Block Assists** N/A
- Total Blocks** N/A

Career Highs

- Kills** 9, Missouri (10/26/14)
- Attempts** 16, Kentucky (9/28/14)
- Hit. % (Min. 12 Att.)** .643, Missouri (10/26/14)
- Assists** N/A
- Service Aces** 1, Clemson (9/6/13)
- Digs** 3, LSU (10/31/14)
- Blocks Solo** 1, 4x, last vs. Auburn (11/16/14)
- Block Assists** 6, LSU (10/31/14)
- Total Blocks** 6, LSU (10/31/14)

Match-By-Match Statistics

DATE	OPP	SP	KILL	ERR	ATT	PCT	AST	SA	SE	RE	DIG	BS	BA	BE	TB	BHE	P
8/28	Southeastern La.	--	--	--	--	--	--	--DNP	--	--	--	--	--	--	--	--	--
8/29	NC Central	--	--	--	--	--	--	--DNP	--	--	--	--	--	--	--	--	--
8/29	NC State	--	--	--	--	--	--	--DNP	--	--	--	--	--	--	--	--	--
9/4	vs. Clemson																
9/5	vs. Winthrop																
9/5	at Furman																
9/11	vs. Pittsburgh																
9/11	at Michigan																
9/12	vs. Western Michigan																
9/18	East Carolina																
9/19	Charleston Southern																
9/19	Wofford																
9/22	Coastal Carolina																
9/25	Kentucky																
9/27	at LSU																
10/2	at Ole Miss																
10/4	at Mississippi State																
10/9	Auburn																
10/11	Texas A&M																
10/14	at Georgia																
10/18	at Tennessee																
10/25	Arkansas																
10/30	Florida																
11/1	Ole Miss																
11/6	at Auburn																
11/8	at Alabama																
11/11	Tennessee																
11/20	Mississippi State																
11/22	Alabama																
11/25	at Arkansas																
11/27	at Missouri																

CAREER STATISTICS

YEAR	SP	MP	KILL	K/S	ERR	ATT	PCT	AST	A/S	SA	SA/S	SE	DIG	D/S	RE	BS	BA	TB	B/S	BE	BHE	P	P/S
2013	12	7	7	0.58	6	28	.036	0	0.00	1	0.08	0	2	0.17	0	0	5	5	0.42	1	0	10.5	0.83
2014	60	20	60	1.00	21	154	.253	0	0.00	0	0.00	1	12	0.20	0	4	36	40	0.67	4	0	82.0	1.37
TOTAL	72	27	67	0.93	27	182	.220	0	0.00	1	0.01	1	14	0.19	0	4	41	45	0.62	5	0	92.5	1.28



15 - JESSE TURNER

6-2 • Fr. • MB/RS • Austin, Texas (Westlake)

SEASON NOTES

- Saw first action vs. NC Central (8/29) and recorded a block assist

Season Highs

Kills N/A

Attempts
2, NC Central (8/29)

Hit. % (Min. 12 Att.)
N/A

Assists
N/A

Service Aces
N/A

Digs
N/A

Blocks Solo
N/A

Block Assists
1, NC Central (8/29)

Total Blocks
1, NC Central (8/29)

Match-By-Match Statistics

DATE	OPP	SP	KILL	ERR	ATT	PCT	AST	SA	SE	RE	DIG	BS	BA	BE	TB	BHE	P
8/28	Southeastern La.	--	--	--	--	--	--	--DNP	--	--	--	--	--	--	--	--	--
8/29	NC Central	1	0	0	2	.000	0	0	0	0	0	0	1	0	1.0	0	0.5
8/29	NC State	--	--	--	--	--	--	--DNP	--	--	--	--	--	--	--	--	--
9/4	vs. Clemson																
9/5	vs. Winthrop																
9/5	at Furman																
9/11	vs. Pittsburgh																
9/11	at Michigan																
9/12	vs. Western Michigan																
9/18	East Carolina																
9/19	Charleston Southern																
9/19	Wofford																
9/22	Coastal Carolina																
9/25	Kentucky																
9/27	at LSU																
10/2	at Ole Miss																
10/4	at Mississippi State																
10/9	Auburn																
10/11	Texas A&M																
10/14	at Georgia																
10/18	at Tennessee																
10/25	Arkansas																
10/30	Florida																
11/1	Ole Miss																
11/6	at Auburn																
11/8	at Alabama																
11/11	Tennessee																
11/20	Mississippi State																
11/22	Alabama																
11/25	at Arkansas																
11/27	at Missouri																

CAREER STATISTICS

YEAR	SP	MP	KILL	K/S	ERR	ATT	PCT	AST	A/S	SA	SA/S	SE	DIG	D/S	RE	BS	BA	TB	B/S	BE	BHE	P	P/S
2015	1	1	0	0.00	0	2	.000	0	0.00	0	0.00	0	0	0.00	0	0	1	1	1.00	0	0	0.5	0.00



17 - ELIZABETH JOHNBULL

6-0 • Sr. • MB • Pflugerville, Texas (Connally)

SEASON NOTES

- Recorded one kill and two digs vs. NC Central (8/29)

Season Highs

Kills
1, NC Central (8/29)

Attempts
3, NC Central (8/29)

Hit. % (Min. 12 Att.)
N/A

Assists
N/A

Service Aces
N/A

Digs
2, NC Central (8/29)

Blocks Solo
N/A

Block Assists
N/A

Total Blocks
N/A

Career Highs

Kills
13, Furman (9/7/13)

Attempts
22, Furman, (9/7/13)

Hit. % (Min. 12 Att.)
.500, 2x, last vs. North Florida (9/13/14)

Assists
1, Georgia Tech (8/30/14)

Service Aces
N/A

Digs
2, 3x, last vs. NC Central (8/29/15)

Blocks Solo
1, 3x, last vs. Jacksonville (8/30/14)

Block Assists
7, Georgia Tech (8/30/14)

Total Blocks
7, Georgia Tech (8/30/14)

Match-By-Match Statistics

DATE	OPP	SP	KILL	ERR	ATT	PCT	AST	SA	SE	RE	DIG	BS	BA	BE	TB	BHE	P
8/28	Southeastern La.	1	0	0	2	.000	0	0	0	0	0	0	0	0	0.0	0	0.0
8/29	NC Central	2	1	1	3	.000	0	0	0	0	2	0	0	1	0.0	0	1.0
8/29	NC State	1	0	0	0	.000	0	0	0	0	0	0	0	0	0.0	0	0.0
9/4	vs. Clemson																
9/5	vs. Winthrop																
9/5	at Furman																
9/11	vs. Pittsburgh																
9/11	at Michigan																
9/12	vs. Western Michigan																
9/18	East Carolina																
9/19	Charleston Southern																
9/19	Wofford																
9/22	Coastal Carolina																
9/25	Kentucky																
9/27	at LSU																
10/2	at Ole Miss																
10/4	at Mississippi State																
10/9	Auburn																
10/11	Texas A&M																
10/14	at Georgia																
10/18	at Tennessee																
10/25	Arkansas																
10/30	Florida																
11/1	Ole Miss																
11/6	at Auburn																
11/8	at Alabama																
11/11	Tennessee																
11/20	Mississippi State																
11/22	Alabama																
11/25	at Arkansas																
11/27	at Missouri																

CAREER STATISTICS

YEAR	SP	MP	KILL	K/S	ERR	ATT	PCT	AST	A/S	SA	SA/S	SE	DIG	D/S	RE	BS	BA	TB	B/S	BE	BHE	P	P/S
2012	9	9	8	0.89	3	13	.385	0	0.00	0	0.00	0	0	0.00	0	1	1	2	0.22	0	0	9.5	1.00
2013	37	16	43	1.16	16	104	.260	0	0.00	0	0.00	0	9	0.24	3	1	17	18	0.49	2	1	52.5	1.41
2014	40	17	40	1.00	20	91	.220	2	0.05	0	0.00	0	9	0.22	0	3	19	22	0.55	2	1	52.5	1.30
2015	4	3	1	0.25	1	5	.000	0	0.00	0	0.00	0	2	0.50	0	0	0	0	0.00	1	0	1.0	0.25
TOTAL	90	45	92	1.02	40	213	.244	2	0.02	0	0.00	0	20	0.22	3	5	37	42	0.47	5	2	115.5	1.28



20 - ABBY FERUCK

6-0 • Jr. • MB/RS • Atlanta, Ga. (Blessed Trinity)

SEASON NOTES

- Tallied a career-high six kills while hitting .600, a career-high two digs and a block vs. NC Central (8/29)

Season Highs

Kills
6, NC Central (8/29)

Attempts
10, NC Central (8/29)

Hit. % (Min. 12 Att.)
N/A

Assists
N/A

Service Aces
N/A

Digs
2, NC Central (8/29)

Blocks Solo
N/A

Block Assists
1, NC Central (8/29)

Total Blocks
1, NC Central (8/29)

Career Highs

Kills
6, NC Central (8/29/15)

Attempts
10, NC Central (8/29/15)

Hit. % (Min. 12 Att.)
N/A

Assists
N/A

Service Aces
N/A

Digs
2, NC Central (8/29/15)

Blocks Solo
N/A

Block Assists
2, Clemson (9/6/13)

Total Blocks
2, Clemson (9/6/13)

Match-By-Match Statistics

DATE	OPP	SP	KILL	ERR	ATT	PCT	AST	SA	SE	RE	DIG	BS	BA	BE	TB	BHE	P
8/28	Southeastern La.	--	--	--	--	--	--	--DNP	--	--	--	--	--	--	--	--	--
8/29	NC Central	3	6	0	10	.600	0	0	0	0	2	0	1	0	1.0	0	6.5
8/29	NC State	--	--	--	--	--	--	--DNP	--	--	--	--	--	--	--	--	--
9/4	vs. Clemson																
9/5	vs. Winthrop																
9/5	at Furman																
9/11	vs. Pittsburgh																
9/11	at Michigan																
9/12	vs. Western Michigan																
9/18	East Carolina																
9/19	Charleston Southern																
9/19	Wofford																
9/22	Coastal Carolina																
9/25	Kentucky																
9/27	at LSU																
10/2	at Ole Miss																
10/4	at Mississippi State																
10/9	Auburn																
10/11	Texas A&M																
10/14	at Georgia																
10/18	at Tennessee																
10/25	Arkansas																
10/30	Florida																
11/1	Ole Miss																
11/6	at Auburn																
11/8	at Alabama																
11/11	Tennessee																
11/20	Mississippi State																
11/22	Alabama																
11/25	at Arkansas																
11/27	at Missouri																

CAREER STATISTICS

YEAR	SP	MP	KILL	K/S	ERR	ATT	PCT	AST	A/S	SA	SA/S	SE	DIG	D/S	RE	BS	BA	TB	B/S	BE	BHE	P	P/S
2013	11	6	5	0.45	2	13	.231	0	0.00	0	0.00	0	1	0.09	2	0	4	4	0.36	0	0	7.0	0.64
2014	2	2	0	0.00	0	3	.000	0	0.00	0	0.00	0	0	0.00	0	0	1	1	0.50	0	0	0.5	0.00
2015	3	1	6	2.00	0	10	.600	0	0.00	0	0.00	0	2	0.67	0	0	1	1	0.33	0	0	6.5	2.00
TOTAL	16	9	11	0.69	2	26	.346	0	0.00	0	0.00	0	3	0.19	2	0	6	6	0.38	0	0	14.0	0.88



21 - JORDAN WILSON-TALMADGE

5-7 • Jr. • DS/Libero • Orlando, Fla. (First Academy)

SEASON NOTES

- Made season debut vs. NC Central (8/29) and recorded a service ace

Season Highs

Kills N/A

Attempts N/A

Hit. % (Min. 12 Att.) N/A

Assists 1, NC State (8/29)

Service Aces 1, NC Central (8/29)

Digs N/A

Blocks Solo N/A

Block Assists N/A

Total Blocks N/A

Career Highs

Kills 1, 2x, last vs. Florida

(11/26/14)

Attempts 1, 3x, last vs. Florida

(11/26/14)

Hit. % (Min. 12 Att.) N/A

Assists 1, 9x, last vs. NC State

(8/29/15)

Service Aces 3, Texas A&M

(10/19/14)

Digs 11, Coastal Carolina

(10/21/14)

Blocks Solo N/A

Block Assists N/A

Total Blocks N/A

Match-By-Match Statistics

DATE	OPP	SP	KILL	ERR	ATT	PCT	AST	SA	SE	RE	DIG	BS	BA	BE	TB	BHE	P
8/28	Southeastern La.	--	--	--	--	--	--	--	--	--	--	--	--	--	--	--	--
8/29	NC Central	2	0	0	0	.000	0	1	1	0	0	0	0	0	0.0	0	1.0
8/29	NC State	2	0	0	0	.000	1	0	0	2	0	0	0	0	0.0	0	0.0
9/4	vs. Clemson																
9/5	vs. Winthrop																
9/5	at Furman																
9/11	vs. Pittsburgh																
9/11	at Michigan																
9/12	vs. Western Michigan																
9/18	East Carolina																
9/19	Charleston Southern																
9/19	Wofford																
9/22	Coastal Carolina																
9/25	Kentucky																
9/27	at LSU																
10/2	at Ole Miss																
10/4	at Mississippi State																
10/9	Auburn																
10/11	Texas A&M																
10/14	at Georgia																
10/18	at Tennessee																
10/25	Arkansas																
10/30	Florida																
11/1	Ole Miss																
11/6	at Auburn																
11/8	at Alabama																
11/11	Tennessee																
11/20	Mississippi State																
11/22	Alabama																
11/25	at Arkansas																
11/27	at Missouri																

CAREER STATISTICS

YEAR	SP	MP	KILL	K/S	ERR	ATT	PCT	AST	A/S	SA	SA/S	SE	DIG	D/S	RE	BS	BA	TB	B/S	BE	BHE	P	P/S
2013	9	7	0	0.00	0	0	.000	1	0.11	1	0.11	5	8	0.89	0	0	0	0	0.00	0	0	1.0	0.11
2014	70	28	2	0.03	0	3	.667	7	0.10	6	0.09	15	76	1.09	13	0	0	0	0.00	0	1	8.0	0.11
2015	4	2	0	0.00	0	0	.000	1	0.25	1	0.25	1	0	0.00	2	0	0	0	0.00	0	0	1.0	0.25
TOTAL	83	37	2	0.02	0	3	.667	9	0.11	8	0.10	21	84	1.01	15	0	0	0	0.00	0	1	10.0	0.12



22 - CLAIRE BLUMENTHAL

5-5 • Fr. • DS/Libero • Tampa, Fla. (Tampa Preparatory)

SEASON NOTES

- Made Gamecock debut vs. NC Central (8/29) and recorded one service ace and one dig

Season Highs

Kills N/A

Attempts N/A

Hit. % (Min. 12 Att.) N/A

Assists N/A

Service Aces
1, NC Central (8/29)

Digs
1, NC Central (8/29)

Blocks Solo N/A

Block Assists N/A

Total Blocks N/A

Match-By-Match Statistics

DATE	OPP	SP	KILL	ERR	ATT	PCT	AST	SA	SE	RE	DIG	BS	BA	BE	TB	BHE	P
8/28	Southeastern La.	--	--	--	--	--	--	--DNP	--	--	--	--	--	--	--	--	--
8/29	NC Central	1	0	0	0	.000	0	1	0	0	1	0	0	0	0.0	0	1.0
8/29	NC State	--	--	--	--	--	--	--DNP	--	--	--	--	--	--	--	--	--
9/4	vs. Clemson																
9/5	vs. Winthrop																
9/5	at Furman																
9/11	vs. Pittsburgh																
9/11	at Michigan																
9/12	vs. Western Michigan																
9/18	East Carolina																
9/19	Charleston Southern																
9/19	Wofford																
9/22	Coastal Carolina																
9/25	Kentucky																
9/27	at LSU																
10/2	at Ole Miss																
10/4	at Mississippi State																
10/9	Auburn																
10/11	Texas A&M																
10/14	at Georgia																
10/18	at Tennessee																
10/25	Arkansas																
10/30	Florida																
11/1	Ole Miss																
11/6	at Auburn																
11/8	at Alabama																
11/11	Tennessee																
11/20	Mississippi State																
11/22	Alabama																
11/25	at Arkansas																
11/27	at Missouri																

CAREER STATISTICS

YEAR	SP	MP	KILL	K/S	ERR	ATT	PCT	AST	A/S	SA	SA/S	SE	DIG	D/S	RE	BS	BA	TB	B/S	BE	BHE	P	P/S
2015	1	1	0	0.00	0	0	.000	0	0.00	1	1.00	0	1	1.00	0	0	0	0	0.00	0	0	1.0	1.00



23 - CALLIE BROWN

6-1 • Fr. • MB/RS • Summerfield, N.C. (Rockingham County)

SEASON NOTES

- Saw first action as a Gamecock vs. NC Central (8/29) and recorded three kills

Season Highs

Kills
3, NC Central (8/29)

Attempts
5, NC Central (8/29)

Hit. % (Min. 12 Att.)
N/A

Assists
N/A

Service Aces
N/A

Digs
N/A

Blocks Solo
N/A

Block Assists
N/A

Total Blocks
N/A

Match-By-Match Statistics

DATE	OPP	SP	KILL	ERR	ATT	PCT	AST	SA	SE	RE	DIG	BS	BA	BE	TB	BHE	P
8/28	Southeastern La.	--	--	--	--	--	--	--	--	--	--	--	--	--	--	--	--
8/29	NC Central	1	3	0	5	.600	0	0	0	0	0	0	0	0	0.0	0	3.0
8/29	NC State	1	0	0	0	.000	0	0	0	0	0	0	0	0	0.0	0	0.0
9/4	vs. Clemson																
9/5	vs. Winthrop																
9/5	at Furman																
9/11	vs. Pittsburgh																
9/11	at Michigan																
9/12	vs. Western Michigan																
9/18	East Carolina																
9/19	Charleston Southern																
9/19	Wofford																
9/22	Coastal Carolina																
9/25	Kentucky																
9/27	at LSU																
10/2	at Ole Miss																
10/4	at Mississippi State																
10/9	Auburn																
10/11	Texas A&M																
10/14	at Georgia																
10/18	at Tennessee																
10/25	Arkansas																
10/30	Florida																
11/1	Ole Miss																
11/6	at Auburn																
11/8	at Alabama																
11/11	Tennessee																
11/20	Mississippi State																
11/22	Alabama																
11/25	at Arkansas																
11/27	at Missouri																

CAREER STATISTICS

YEAR	SP	MP	KILL	K/S	ERR	ATT	PCT	AST	A/S	SA	SA/S	SE	DIG	D/S	RE	BS	BA	TB	B/S	BE	BHE	P	P/S
2015	2	2	3	1.50	0	5	.600	0	0.00	0	0.00	0	0	0.00	0	0	0	0	0.00	0	0	3.0	1.50

RADIO/TV SPOT CHART



#1

Madison Borowski
S • 5-9 • Fr.
Austin, Texas



#2

Joely Cabrera
DS/Libero • 5-6 • Jr.
Seca, Puerto Rico



#3

Dessaa Legros
MB/OH • 5-10 • Jr.
Kennesaw, Ga.



#4

Darian Dozier
MB/RS • 6-1 • Sr.
Sandy Spring, Md.



#5

Aubrey Ezell
S • 5-8 • Fr.
Granbury, Texas




#6

Sarah Blomgren
RS/OH • 5-11 • Sr.
Canyon Country, Calif.



#7

Jacqy Angermiller
MB/RS • 6-2 • Jr.
Dallas, Texas



#9

Megan Kirkland
DS/Libero • 5-7 • Jr.
Lugoff, S.C.



#10

Emma Lock
DS/Libero • 5-9 • Fr.
Lee's Summit, Mo.



#11

Koko Atoa-Williams
OH • 5-10 • Jr.
Reno, Nev.



#12

Courtney Furlong
OH • 6-3 • Fr.
Oviedo, Fla.



#14

Katlyn McDaniel
MB • 6-0 • Jr.
Columbia, S.C.



#15

Jesse Turner
MB/RS • 6-2 • Fr.
Austin, Texas




#17

Elizabeth Johnbull
MB • 6-0 • Sr.
Pflugerville, Texas




#20

Abby Feruck
MB/RS • 6-0 • Jr.
Atlanta, Ga.



#21

Jordan Wilson-Talmadge
DS/Libero • 5-7 • Jr.
Orlando, Fla.



#22

Claire Blumenthal
DS/Libero • 5-5 • Fr.
Tampa, Fla.



#23

Callie Brown
MB/RS • 6-1 • Fr.
Summerfield, N.C.




#25

Courtney McKeag
MB/OH • 6-0 • RS Fr.
San Juan Capistrano, Calif.



Scott Swanson
Head Coach



Dottie Hampton
Assistant Coach/
Recruiting Coordinator



Shonda Cole
Assistant Coach

Director of Operations: Amanda Brungs
Graduate Assistant: Morgan Page

Volunteer Assistant: Tim Walenga
Manager: Ridge Sears