



2014-15 GAME NOTES

SOUTH CAROLINA WOMEN'S BASKETBALL

Assoc. Media Relations Dir.: Diana Koval | Office: 803.777.7977 | Cell: 314.369.6050 | Email: dkoval@mailbox.sc.edu
Website: www.GamecocksOnline.com | Twitter: @GamecockWBB | Instagram: @GamecockWBB



2015 NCAA Tournament

March 20/22 • Columbia, S.C. • Colonial Life Arena (18,000)



2014-15 Schedule

Nov. 15	Southern California (SECN+)	W, 70-61
Nov. 20	Clemson (SECN)	W, 99-41
Nov. 23	San Diego State (SECN+)	W, 89-38

Junkanoo Jam (Lucaya Division) • Freeport, Bahamas

Nov. 27	vs. Wisconsin	W, 67-44
Nov. 28	vs. #22/22 Syracuse	W, 67-63

Dec. 1	NC Central (SECN+)	W, 90-26
Dec. 4	Charlotte (SECN)	W, 82-61
Dec. 7	at #9/8 Duke (ESPN2)	W, 51-50
Dec. 14	Savannah State (SECN+)	W, 111-49
Dec. 17	at Hampton	W, 69-49

Subway Classic • Minneapolis, Minn.

Dec. 20	vs. Central Michigan	W, 80-45
Dec. 21	vs. Liberty	W, 84-44

Jan. 2	Auburn* (SECN)	W, 77-58
Jan. 4	at LSU* (ESPN2)	W, 75-51
Jan. 8	at Alabama* (SECN+)	W, 102-59
Jan. 11	#10/11 Kentucky* (ESPN2)	W, 68-60
Jan. 15	at Missouri* (SECN)	W, 60-49
Jan. 19	at Florida* (SECN)	W, 77-42
Jan. 26	#12/10 Texas A&M* (ESPN2)	W, 79-61
Jan. 29	Alabama* (SECN+)	W, 85-54
Feb. 1	at Ole Miss* (ESPN2)	W, 77-59
Feb. 5	at #22/21 Georgia* (SECN)	W, 58-35
Feb. 9	at #2/2 Connecticut (ESPN2)	L, 62-87
Feb. 12	LSU* (FSN)	W, 86-62
Feb. 15	Vanderbilt* (ESPN2)	W, 89-59
Feb. 19	at Arkansas* (SECN)	W, 73-56
Feb. 23	#6/6 Tennessee* (ESPN2)	W, 71-66
Feb. 26	#11/13 Mississippi State* (FSN)	W, 69-50
Mar. 1	at #13/15 Kentucky* (ESPN2)	L, 56-67

SEC Tournament • North Little Rock, Ark.

Mar. 6	Arkansas (SECN)	W, 58-36
Mar. 7	LSU (ESPN2)	W, 74-54
Mar. 8	Final (ESPN)	W, 62-46

NCAA Tournament • Columbia, S.C.

Mar. 20	Savannah State (ESPN2)	5 p.m.
Mar. 22	Syracuse/Nebraska (ESPN2)	7 p.m.

* indicates SEC game
All Times Listed as Eastern and are subject to change



South Carolina Gamecocks 30-2, 15-1 SEC

Ranking: 3/4 (AP/Coaches)
Head Coach: Dawn Staley
Record at SC: 151-73 (7th)
Career Rec.: 323-153 (15th)
Top Scorer: Mitchell (14.4 ppg)
Top Reb.: Coates (8.1 rpg)

Game Information

Tickets: \$36 Booklet; \$17.50 Friday; \$20 Sunday
Broadcast: ESPN2 (Pam Ward, ppx; Carolyn Peck, analyst)
Radio: 107.5 The Game (Brad Muller)
Live Stats: GamecocksOnline.com

South Carolina Notables

- South Carolina is in its 41st season of women's basketball. It is the program's 24th season in the SEC and the seventh under head coach Dawn Staley. The back-to-back SEC champion has won at least 25 games in each of the last four seasons and played in the last three NCAA Tournaments, including two trips to the Sweet 16 (2012, 2014). The Gamecocks have spent 30 straight weeks ranked in the AP top 10, highlighted by 12 weeks at No. 1 this season.
- After repeating as SEC regular-season champions, the Gamecocks claimed their first SEC Tournament title this season in their first appearance in the championship game. South Carolina defeated then-#5/5 Tennessee on March 8.
- South Carolina is 29-0 this season when out-scoring opponents in the paint, leaving just three games in which an opponent has kept the Gamecocks from thriving on high-percentage shots. On the season, South Carolina averages 38.9 points in the paint, accounting for 51.2 percent of its total offense.
- The Gamecocks have shot 40.0 percent or better 25 times in 32 games this season and have won each of them, including all 14 in which they shot at least 50.0 percent. On the other end, just six opponents have shot 40.0 or better against South Carolina with the Gamecocks posting a 5-1 record in those outings.
- South Carolina out-rebounded its opponent 29 times this season with a 28-1 record in those games, including all three SEC Tournament contests and 15 SEC regular-season outings (tied at Kentucky, Mar. 1). A Gamecock has reached double-figure rebounds 25 times this season, including a team-high 13 times by sophomore Alaina Coates.
- The Gamecock defense has held its opponent under 60 points 23 times this season, including six of its last eight outings. Only one team has scored over 67 points this season – UConn's 87 on Feb. 9.
- South Carolina's bench is among the most productive in the nation, accounting for 47.8 percent of the team's 75.5 points per game (36.3 ppg). The group has out-scored the Gamecocks' starters 17 times this season, including 11 SEC games, and has provided the team's top scorer 16 times. They have out-scored the entire opposing team five times, including one SEC contest (at Florida).
- Two-time SEC Player of the Year Tiffany Mitchell was named a Naismith Trophy semifinalist and a finalist for the Dawn Staley Award, keeping herself in the national player of the year conversation thanks to her ability to affect the game on both sides of the ball. She is the only active SEC player to rank among the league's top 15 in points (6th, 14.4 ppg), assists (14th, 2.7 apg) and steals (9th, 1.9).
- Senior Aleighsa Welch shattered South Carolina's career offensive rebounds records during the SEC Tournament, grabbing 10 over the three games to lift her total to 435. With 93 offensive boards this season, the two-time First-Team All-SEC selection accounts for 19.7 percent of the team's offensive rebounds. At 920 career total rebounds, Welch is just the fourth player in school history to record 1,000 career points and 900 career boards. She is ninth in program history with 22 career double-doubles.
- SEC Freshman of the Year and First-Team All-SEC choice A'ja Wilson closed the regular season with the best freshman rebounding game in program history with her 19 boards at Kentucky (Mar. 1), adding 16 points for her fifth double-double of the season. The top player in the 2014 signing class remains on several national player of the year lists as the Gamecocks top shot blocker (1.8 bpg), second-leading scorer (13.3 ppg) and third-best rebounder (6.8 rpg). All three numbers rank among the top 12 in the SEC.
- Second-Team All-SEC center Alaina Coates has the ability to dominate stretches of a game, and the Gamecocks have capitalized on that effort. An intimidating presence in the paint, Coates is already among the program's top 10 with 21 career double-doubles, which includes 11 this season. She shot 65.2 percent in the SEC Tournament.
- Junior Tina Roy has filled a variety of roles for the Gamecocks, and both were on full display at the SEC Tournament. The guard was the team's top distributor, handing out 3.7 assists per game, and the sharp-shooter powered South Carolina past LSU in the semifinals, hitting 4-of-5 from 3-point range in the second half.
- Point guard Khadijah Sessions has long been a defensive star, but her offense has been key to the Gamecocks' success this season. Through the first 18 games, the junior averaged 3.8 points on 33.8 percent shooting, including 22.9 percent from 3-point range. In the 14 games since then, Sessions has added 5.4 points per game on 45.9 percent shooting, including 43.5 percent from outside the arc.

one.















Prior to each season, head coach Dawn Staley chooses a theme for her team to play under. This season's is "one." With such lofty expectations this season, Staley believed it was important for her team to focus on the collective instead of any individual, knowing that to thrive in pressure situations, each student-athlete may have to sacrifice a piece of herself for the sake of the team.

As the logo shows, this season is about "one team, one voice, one family, one goal, one history, one tradition, one drive, one Gamecock Nation."

A Look Inside

Game Notes.....	1-12
Season Statistics	13-28
Student-Athlete Profiles	29-58
NCAA Tournament History	59-62
News Clippings	63-95

2014-15 South Carolina Media Roster

0		<p>India Farmer 6-0 • So. • Forward • N. Myrtle Beach, S.C.</p> <p>PPG 0.3 RPG 0.5 APG 0.0 FG% .000 FT% .667</p>	<p>LAST GAME: 1 min vs. Tennessee at SEC Tourn. NOTABLE: Seen action in 13 games this season ... great team player ... works hard with good attitude ... played in 18 games last season, including seven SEC and four postseason.</p>	<p>Career Highs Pts: 3, 2x, vs. Alabama, 1/19/14 Reb: 3 vs. NC Central, 12/2/13 Ast: — Stl: 1 at Florida, 1/19/15</p>
1		<p>Bianca Cuevas 5-6 • Fr. • Guard • Bronx, N.Y. <i>kway-VAAS</i></p> <p>PPG 5.4 RPG 1.4 APG 1.8 FG% .363 FT% .778</p>	<p>LAST GAME: 1 asst in 5 min vs. Tennessee NOTABLE: Cat-quick, crafty guard now with better grasp of point guard position ... 2.7 apg in SEC Tournament ... 10+ points 7 times ... 5+ assists 4 times, team-high assists 6 times.</p>	<p>Career Highs Pts: 21 at Ole Miss, 2/1/15 Reb: 4, 3x, at Georgia, 2/5/15 Ast: 5, 4x, vs. Vanderbilt, 2/15/15 Stl: 4, 2x, vs. Sav. St., 12/14/14</p>
2		<p>Olivia Gaines 5-7 • Sr. • Guard • Chester, S.C.</p> <p>PPG 1.4 RPG 1.0 APG 0.9 FG% .362 FT% .750</p>	<p>LAST GAME: 2 min vs. Tennessee NOTABLE: Key defensive stopper ... Scored 3.2 ppg on 50.0% shooting (7-14) last 5 games ... key 2nd-half rally vs. LSU in SEC Tourn. ... drew Senior Day start, scored career-high 9 points.</p>	<p>Career Highs Pts: 9 vs. Mississippi St., 2/26/15 Reb: 5, 2x, vs. Clemson, 11/20/14 Ast: 5 vs. Chas. Sthrn., 11/8/13 Min: 23 vs. Alabama, 1/19/14</p>
3		<p>Kaydra Duckett 5-8 • Fr. • Guard • Columbia, S.C. <i>KAY-druh DUCK-it</i></p> <p>PPG 0.2 RPG 0.6 APG 0.1 FG% .091 FT% .500</p>	<p>LAST GAME: 1 min at Kentucky NOTABLE: Has played in 17 games, including nine SEC ... 1st career points vs. NCCU ... rated 3A South Carolina player of the year ... won two state titles (2012, 2014).</p>	<p>Career Highs Pts: 2, 2x, vs. Sav. St., 12/14/14 Reb: 4 vs. Savannah St., 12/14/14 Ast: 1, 2x, vs. Sav. St., 12/14/14 Stl: 1, 3x, at UConn, 2/9/15</p>
5		<p>Khadijah Sessions 5-8 • Jr. • Guard • Myrtle Beach, S.C. <i>kub-DEE-zhub SESH-uns</i></p> <p>PPG 4.5 RPG 2.5 APG 3.1 FG% .394 FT% .500</p>	<p>LAST GAME: 12 pts, 3 assts, 2 rebs vs. Tenn. NOTABLE: Setting great defensive tone ... 1st in SEC in A:TO (2.1), 10th in steals, 7th in assists ... 11 games of 4+ assists ... just 2 turnovers in SEC Tourn., shot 60.0% from 3-point range.</p>	<p>Career Highs Pts: 19 vs. Auburn, 2/3/13 Reb: 6 vs. Clemson, 11/20/14 Ast: 8 vs. NC Central, 12/1/14 Stl: 4, 9x, at Arkansas, 2/19/15</p>
15		<p>Tiffany Davis 5-7 • So. • Guard • Houston, Texas</p> <p>PPG 1.4 RPG 1.1 APG 0.5 FG% .385 FT% .667</p>	<p>LAST GAME: 2 pts, 2 rebs, 4 min vs. Texas A&M NOTABLE: Played in 14 games ... doing "her job" well off the bench, per Staley ... continues to learn how to run offense efficiently ... missed last three games with foot injury.</p>	<p>Career Highs Pts: 11 vs. Ole Miss, 1/30/14 Reb: 6 at Arkansas, 1/2/14 Ast: 3, 4x, vs. SC State, 12/22/13 Stl: 5 vs. Elon, 11/9/12</p>
22		<p>A'ja Wilson 6-5 • Fr. • Guard/Forward • Hopkins, S.C. <i>A-zhub</i></p> <p>PPG 13.3 RPG 6.8 BPG 1.8 FG% .524 FT% .649</p>	<p>LAST GM: 11 pts, 3 blks, 3 rebs vs. Tennessee NOTABLE: SEC Fr. of the Year ... scored 10+ 25 times, 5 double-doubles ... team-high points 13 times ... Top 12 in SEC in pts. and rebs ... Avg. 3.0 blocks and shot 66.7% (10-of-15) at SEC Tourn.</p>	<p>Career Highs Pts: 26 vs. LSU, 2/12/15 Reb: 19 at Kentucky, 3/1/15 Blks: 6 at Kentucky, 3/1/15 Stl: 3, 4x, vs. C. Mich., 12/20/14</p>
23		<p>Tina Roy 5-11 • Junior • Guard • Kaplan, La.</p> <p>PPG 4.7 RPG 1.8 APG 2.4 FG% .397 FT% .500</p>	<p>LAST GAME: 4 rebs, 3 assts vs. Tennessee NOTABLE: Team-high 43.1 percent from 3 in SEC play ... Avg. 7.3 points in last four games ... team-high 3.7 apg in SEC Tournament ... 8 games of 4+ assists, including 2 of last 3.</p>	<p>Career Highs Pts: 15, 2x, last vs. LSU 3/7/15 Reb: 8 at Miss. State, 2/6/14 Ast: 10 vs. Sav. State, 12/14/14 Stl: 3 vs. Southern Cal, 11/15/14</p>
24		<p>Aleighsa Welch 6-0 • Sr. • Forward • Goose Creek, S.C. <i>uh-LEE-sub</i></p> <p>PPG 9.1 RPG 6.4 BPG 1.1 FG% .559 FT% .419</p>	<p>LAST GM: 6 pts, 4 rebs, 3 blks, 2 assts vs. Arkansas NOTABLE: SEC Scholar-Athlete of the Year ... SEC 14th in rebs, 6th in blocks ... 3 dbl-dbls last 10 gms ... 14th in career points ... SEC Tourn MVP with 10.3 ppg, 7.3 rpg ... 3-time captain.</p>	<p>Career Highs Pts: 23 vs. UNC, 12/18/13 Reb: 17 vs. CoFC, 11/14/13 Ast: 5, 2x, last vs. LSU, 2/12/15 Blk: 5, 2x, at Kentucky, 2/20/14</p>
25		<p>Tiffany Mitchell 5-9 • Jr. • Guard • Charlotte, N.C.</p> <p>PPG 14.4 RPG 3.1 APG 2.7 FG% .505 FT% .840</p>	<p>LAST GAME: 17 pts, 7 rebs, 2 assts vs. Tenn. NOTABLE: SEC Player of the Year ... SEC top 6 in pts, FG%, FT% ... 10+ pts 26 gms, team-high pts 14 gms ... Staley Finalist, Naismith Semifinalist ... ESPN All-America ... 4.2 rpg last 6 games.</p>	<p>Career Highs Pts: 25 vs. Georgia, 2/27/14 Reb: 11, 5x, at Arkansas, 1/2/14 Ast: 9 at SDSU, 11/23/13 Stl: 7 vs. NC Central, 12/1/14</p>
31		<p>Asia Dozier 6-0 • Jr. • Guard/Forward • Columbia, S.C. <i>DOE-zbur</i></p> <p>PPG 3.8 RPG 1.1 APG 1.7 FG% .392 FT% .667</p>	<p>LAST GM: 1 reb, 1 asst, 1 sl vs. Tennessee NOTABLE: 10+ points 3 times ... 4+ assists 5 times ... shot 4-of-8 at SEC Tourn. ... sealed regular-season win over Tennessee with FTs in final :07 ... team captain.</p>	<p>Career Highs Pts: 16, 2x, at SDSU, 11/23/13 Reb: 10 vs. Elon, 11/9/12 Ast: 6, 2x, vs. Georgia, 3/7/14 Stl: 2, 8x, vs. LSU 3/7/15</p>
33		<p>Elem Ibiam 6-4 • Sr. • Center • Fayetteville, Ga. <i>ELL-um IB-ee-um</i></p> <p>PPG 6.6 RPG 4.1 BPG 1.0 FG% .556 FT% .724</p>	<p>LAST GAME: 2 pts, 2 blks, 1 reb vs. Tennessee NOTABLE: 2nd in career blocks (163), 14 shy of record ... 13th in SEC in blocks ... 10+ pts in 8 games ... last 5 games, 7.2 ppg and 5.0 rpg ... 2.3 blocks per game at SEC Tourn. ... team captain.</p>	<p>Career Highs Pts: 21 vs. Sav. St., 12/14/14 Reb: 12, 2x, vs. CMU, 12/20/14 Blk: 7 at Miss. State, 2/6/14 Min: 34 at Texas A&M, 1/16/14</p>
40		<p>Jatarie White 6-4 • Fr. • Forward • Charlotte, N.C. <i>jub-TAR-ee</i></p> <p>PPG 2.4 RPG 2.2 BPG 0.2 FG% .383 FT% .583</p>	<p>LAST GAME: 2 pts in 1 min vs. Tennessee NOTABLE: Missed 12 games due to illness (3) and foot injury (9) ... returned w/ great outing at Georgia ... brings great energy, different look to post play ... WBCA, McDonald's All-America.</p>	<p>Career Highs Pts: 11 vs. Clemson, 11/20/14 Reb: 7 at Georgia, 2/5/15 Blk: 2 at Georgia, 2/5/15 Stl: 1, 3x, vs. Vanderbilt, 2/15/15</p>
41		<p>Alaina Coates 6-4 • So. • Center • Irmo, S.C. <i>uh-LAY-nuh COATS</i></p> <p>PPG 10.6 RPG 8.1 BPG 1.5 FG% .540 FT% .707</p>	<p>LAST GM: 4 pts, 8 rebs vs. Tennessee NOTABLE: 22nd in SEC in pts, 3rd in rebs, 4th in blocks ... 11 doubles-doubles ... 10+ pts 18 times ... 10+ rebs 13 time ... shot 65.2% to make SEC All-Tournament Team ... 2nd-Team All-SEC.</p>	<p>Career Highs Pts: 24, 2x, vs. Ole Miss, 1/30/14 Reb: 17 vs. Kentucky, 1/9/14 Blk: 5, 3x, vs. Alabama, 1/29/15 Min: 30 vs. Sthrn. Cal, 11/15/14</p>

Starter

Reserve

Quick Facts

The University

Location: Columbia, S.C.
Founded: 1801
Enrollment: 31,964
Colors: Garnet (PMS 202C) and Black
Nickname: Gamecocks
Conference: Southeastern
President: Dr. Harris Pastides
Athletics Director: Ray Tanner
Facility: Colonial Life Arena (18,000)

Coaching Staff

Head Coach: Dawn Staley
Alma Mater: Virginia, 1992
Overall Record: 323-153 (14th season)
School Record: 151-73 (6th season)
Assoc. Head Coach (Alma Mater):
 Lisa Boyer (Ithaca, 1979)
Assistant Coaches (Alma Mater):
 Nikki McCray-Penson (Tennessee, 1995)
 Darius Taylor (Michigan, 2000)

Team Information

2013-14 Record: 29-5
 Home: 16-0 Away: 10-2 Neutral: 3-3
SEC Record (Finish): 14-2 (1st)
 Home: 8-0 Away: 6-2
Letterwinners Returning/Lost: 10/2
Starters Returning/Lost: 5/0

Program History

First Year of Women's Basketball: 1974-75
All-Time Record: 731-502 (41st season)
All-Time SEC Record: 131-200 (23rd season)
NCAA Appearances (Last): 11 (2014)
NCAA Tournament Record: 13-11
Last NCAA Result: L, 58-65, North Carolina, Palo Alto, Calif, 3/30/14, Sweet 16
WNIT Appearances (Last): 4 (2011)
WNIT Record: 3-4

Media Relations

Women's Basketball Contact: Diana Koval
Office: 803.777.7977
Cell: 314.369.6050
Email: dkoval@mailbox.sc.edu
Press Row Phone: 803.777.6182
Athletics Department on the Web
Website: GamecocksOnline.com
Twitter: @GamecocksOnline
Instagram: @GamecocksOnline
Facebook: Facebook.com/GamecocksOnline
YouTube: YouTube.com/GamecocksOnline
Women's Basketball on Twitter
Team: @GamecockWBB
Head Coach: @DawnStaley

Current Gamecock Streaks

	Total	Home	Road	Neut.
Overall	W3	W32	L1	W7
SEC	L1	W18	L1	—
Non-Conference	W3	W16	L1	W7
Ranked Teams	W1	W5	L2	W2

A South Carolina Win Would...

- Put the Gamecocks in the NCAA Tournament second round for the fourth-straight season and the eighth time in history.
- Be the Gamecocks' 33rd straight at home, breaking the program's previous all-time home win streak record, which was set Dec. 10, 1977, through March 4, 1980.
- Make the Gamecocks 6-2 in NCAA Tournament games played in Columbia – 1-0 in Colonial Life Arena.

By the Numbers

- Games this season in which South Carolina has attempted fewer than 10 free throws (9 vs. Central Michigan, Dec. 20; 9 vs. Tennessee, Mar. 8)
- Games this season in which the Gamecocks have been out-rebounded – both in non-conference action – there has been one tie on the glass (at Kentucky, Mar. 1)
- Teams in the nation who rank among the top 25 in both scoring offense and defense, including South Carolina, which is 22nd in offense (75.5 ppg) and eighth in defense (52.6)
- Gamecocks shooting at least 50.0 percent for the season
- Repeat SEC Players of the Year in league history after Tiffany Mitchell joined the group this season
- Points per game by junior Tina Roy over the last four outings before the NCAA Tournament
- Double-doubles by Alaina Coates this season, including five in SEC play
- Statistical categories in which the Gamecocks lead the SEC
- Games in which the Gamecocks have shot at least 50.0 percent from the field, including seven SEC contests
- Second-chance points per game scored by South Carolina, compared to 8.9 for its opponents
- Games in which South Carolina's bench has tied or out-scored its starters, including 11 SEC contests
- Points per game more in the paint scored by the Gamecocks than their opponents (38.9-21.8)
- Games in which Alaina Coates has pulled down double-figure rebounds in her career, during which the Gamecocks are 23-1, including a 13-0 mark this season
- Games in which junior guard Tiffany Mitchell has scored in double figures, a team high
- Times this season a Gamecock has played 30 or more minutes in a game, compared to 71 times last season
- Percent of their own missed shots rebounded by the Gamecocks
- Points per game allowed by South Carolina in the SEC Tournament
- Percent of the Gamecocks' scoring that comes from the bench
- Percent field goal shooting by South Carolina in the second half of the SEC Tournament semifinal comeback against LSU (Mar. 7), the teams most efficient half this season

Savannah State Series Notes

The Gamecocks are undefeated in seven outings against Savannah State with all seven played at Colonial Life Arena, including a 111-49 win earlier this season. This is the first postseason meeting between the teams.

In the regular-season meeting on Dec. 14, three Gamecocks scored at least 20 points – Elem Ibiam, A'ja Wilson and Alaina Coates – in the highest-scoring game of the Dawn Staley era as South Carolina crossed the century mark for the first time in her tenure. The Gamecocks out-rebounded the Lady Tigers 56-21 and shot 58.5 percent from the field.

Gamecocks in the Rankings

(Rankings thru games of 3/15)

Team	SEC	NCAA	Actual
Scoring Offense	1	22	75.5
Scoring Defense	2	8	52.6
Scoring Margin	1	3	+23.0
Field Goal Percentage	1	6	.477
Field Goal %age Def.	1	7	.345
3-Point FG %age	1	51	.349
3-Point FG %age Def.	5	27	.278
3-Point FG Made/Gm.	4	189	4.8
Free Throw Percentage	6	220	.673
Rebounding Offense	1	—	42.2
Rebounding Defense	2	—	31.7
Rebounding Margin	1	9	+10.5
Assists	1	17	16.6
Steals	9	90	8.8
Turnover Margin	7	82	+2.3
Turnovers	—	75	14.4
Assist-to-Turnover Ratio	1	23	1.2
Blocked Shots	1	6	6.5
Home Attendance Avg.	1	1	12,540

Alaina Coates	SEC	NCAA	Actual
Scoring	22	—	10.6
Rebounding	3	119	8.1
FT Percentage	9	—	.707
Blocks	4	122	1.5
Off. Rebounds	7	—	3.0
Double-Doubles	T-2	—	11

Elem Ibiam	SEC	NCAA	Actual
Blocks	13	—	1.0

Tiffany Mitchell	SEC	NCAA	Actual
Scoring	6	211	14.4
FG Percentage	2	45	.505
FT Percentage	2	41	.840
3-Pt FG Made	10	—	1.6
Assists	14	—	2.7
Steals	9	170	1.9

Khadijah Sessions	SEC	NCAA	Actual
Assists	7	—	3.1
Steals	10	183	1.8
Assist-to-TO Ratio	1	32	2.2

Aleighsa Welch	SEC	NCAA	Actual
Rebounding	14	—	6.4
Blocks	6	203	1.1
Off. Rebounds	9	—	2.9

A'ja Wilson	SEC	NCAA	Actual
Scoring	12	—	13.3
Rebounding	10	—	6.8
Blocks	2	72	1.8

2014-15 Double-Doubles

Alaina Coates (11)

11/15	Southern Cal	18 pts/13 rebs
11/20	Clemson	12 pts/10 rebs
12/4	Charlotte	15 pts/13 rebs
12/14	Savannah State	20 pts/10 rebs
12/17	at Hampton	12 pts/13 rebs
12/20	vs. Central Michigan	16 pts/10 rebs
1/2	Auburn	11 pts/14 rebs
1/26	Texas A&M	12 pts/11 rebs
1/29	Alabama	14 pts/10 rebs
2/1	at Ole Miss	10 pts/10 rebs
2/19	at Arkansas	14 pts/11 rebs

Elem Ibiam (1)

12/20	vs. Central Michigan	10 pts/12 rebs
-------	----------------------	----------------

Aleighsa Welch (3)

2/9	at Connecticut	17 pts/11 rebs
2/23	Tennessee	19 pts/14 rebs
3/7	vs. LSU	11 pts/10 rebs

A'ja Wilson (5)

11/28	vs. Syracuse	15 pts/10 rebs
12/21	vs. Liberty	17 pts/10 rebs
1/2	Auburn	12 pts/10 rebs
1/4	at LSU	21 pts/13 rebs
3/1	at Kentucky	16 pts/19 rebs

Syracuse/Nebraska Series Notes

If South Carolina advances to the second round, it could potentially face another opponent it vanquished once already this season as the Gamecocks squeezed past Syracuse 67-63 on Nov. 28 in the Junkanoo Jam. The Orange led by four at halftime and by as many as 10 midway through the second half before the Gamecocks' furious 18-4 run that closed the game. Overall, South Carolina lead the series with Syracuse 2-1.

The Gamecocks lost their only previous meeting with Nebraska as the Huskers claimed a 63-51 win at the Northwestern Invitational on Dec. 4, 1992.

Five-Second Count

South Carolina continued its constant growth under head coach Dawn Staley, increasing their overall and SEC win totals for the sixth-straight season. The Gamecocks repeated as SEC regular-season champions, sharing the title with Tennessee, then powered past the Lady Vols to win the program's first SEC Tournament title.

Ranked No. 1 in the nation for 12 weeks this season, South Carolina is one of just three schools to rank among the nation's top 25 in both scoring offense and defense, coming in 22nd in offense (75.5 ppg) and eighth in defense (52.6 ppg). The Gamecocks' scoring average is the best of the Staley era and the fifth-highest in program history. Their opponent scoring average is the second-lowest in school history, trailing Staley's 2011-12 team's 51.4.

The success has come from a balance inside and

outside play as well as from starters and reserves as the Gamecocks have one of the most productive benches in the nation with the group contributing 47.8 percent of the team's total points.

NCAA Tournament Tally

South Carolina is making its 12th NCAA Tournament appearance and fourth straight under head coach Dawn Staley, making this year's season's senior class just the second to play in the NCAA Tournament every season. The last four-year stint came in 1988-91 as part of the Metro Conference.

The Gamecocks are 13-10 overall in the NCAA Tournament with five Sweet 16 appearances, highlighted by a run to the 2002 Elite Eight, which was the last season in which South Carolina hosted tournament games.

South Carolina earned its second No. 1 seed in as many seasons and will play all of its NCAA Tournament games in the Eastern Time Zone for the first time in the Staley era. In her 15th season as a head coach, Staley has taken a team to the NCAA Tournament nine times. She is 7-9 at the event, including a 5-3 mark at South Carolina.

Gamecocks Against the Field

South Carolina has faced 10 teams that will play in this season's NCAA Tournament, including two of the three teams traveling to Columbia. The Gamecocks are 13-1 against those 10 teams, which includes six SEC foes. South Carolina topped 11th-seeded LSU three times and went 2-0 against No. 2 seed Tennessee and No. 10 seed Arkansas. The Gamecocks' non-conference scheduled featured four games against teams that are now in the tournament field – Connecticut, Duke, Savannah State and Syracuse.

Poll Prominence

South Carolina is No. 3 in the Associated Press poll this week, after a 12-week run as the No. 1 team. It was the third-longest stretch at the top by an team in the last five seasons (beginning 2010-11). Only four teams have held the top spot in the AP poll during that time – Baylor (39 weeks), Connecticut (35 weeks) and Stanford (6 weeks).

In the last 10 seasons (beginning 2005-06), eight teams have occupied the AP Poll's No. 1 position. South Carolina's 12 weeks in the spot is the fifth-most among that group – UConn (85), Baylor (39), Tennessee (16) and Duke (14).

The AP's No. 1 ranking on Nov. 24 was a South Carolina program first, besting the No. 2 spot the Gamecocks held for five times in their history – Nov. 17, 2014; Preseason 2014-15; Jan. 2, 1982; Dec. 27, 1981; and Dec. 20, 1981.

Postseason Powerhouses

Three Gamecock veterans showed their ability to lift their games in postseason action, as defined by the SEC and NCAA Tournaments, last season. In closing out her SEC Freshman of the Year effort, Alaina Coates averaged 11.0 rebounds over the

team's five postseason games in 2014, compared to her season average of 8.4. Guard Tina Roy lifted her 3-point shooting percentage from .233 in the season to .308 in the postseason. Forward Aleighsa Welch similarly lifted her field goal percentage from 57.4 percent for the season to 59.5 percent in postseason, while also grabbing more rebounds – 8.4 rpg compared to 7.6.

In SEC Tournament action this season, both Welch and Roy stepped up again. Welch averaged 7.3 rebounds in the three postseason games after a season average of 6.4. Roy improved her distribution, handing out 3.7 assists per game at the tournament with a season average of 2.4.

SEC Stories

Head coach Dawn Staley has steadily lifted the Gamecocks' national profile by building the Gamecocks into a consistent SEC contender with back-to-back regular-season titles, shirking decades of difficulty in the nation's best women's basketball conference.

In her seventh season at the helm, Staley boasts a 67-43 (.609) SEC regular-season record and has finished outside the league's top five just twice – an unprecedented achievement for a program that had finished INSIDE the top five only two times in the previous 17 seasons. Staley's 67 wins include now four seasons of double-digit league victories – 10-6 in 2012, 11-5 in 2013, an SEC-best 14-2 in 2014 and this season's 15-1 mark.

Staley's SEC regular-season record includes a 38-18 (.679) mark at home and a 29-25 (.537) slate on the road.

SEC Title Talk

In 2013-14, South Carolina became the seventh program to win the SEC regular-season title, and the Gamecocks joined even more elite company by repeating this season. Just four teams have done so, and South Carolina shares the honor with Tennessee (multiple times), Georgia (1996, 1997) and LSU (2005, 2006).

Rare Company

As just the second sophomore ever to earn SEC Player of the Year honors from the league's coaches last season, junior Tiffany Mitchell became the seventh player to pick up the award twice in her career, joining South Carolina assistant coach Nikki McCray (1994, 1995) among others. Mitchell is the second-straight player to do it after Kentucky's Adia Mathies completed her double in 2012 and 2013, but the first to earn the award outright in consecutive seasons since LSU Seimone Augustus took home the honor in 2005 and 2006.

New Name, Same Title

South Carolina became just the second team in league history to earn back-to-back SEC Freshman of the Year awards as A'ja Wilson followed in the footsteps of Alaina Coates. Georgia is the only other

Gamecocks in 2014-15 National Polls

Poll	Pre	11/17	11/24	12/1	12/8	12/15	12/22	12/29	1/5	1/12	1/19	1/26	2/2	2/9	2/16	2/23	3/2	3/9	3/17	Final
Associated Press	2	2	1	1	1	1	1	1	1	1	1	1	1	1	2	2	3	3	3	3
Coaches	2	3	2	2	1	1	1	1	1	1	1	1	1	2	2	2	4	4	4	4

team to have captured the award in consecutive seasons – 2001 with Christi Thomas and 2002 with Kara Braxton. Wilson and Coates also share the SEC record, with several others, with five SEC Freshman of the Week honors.

Books and Boards

Senior Aleighsa Welch became the Gamecocks' first ever SEC Scholar-Athlete of the Year this season. The sport and entertainment management major marries her strong GPA with even stronger work on the glass as she is third in school history in total rebounds and holds the career offensive rebounds record.

Conference Climbing

The Gamecocks' 29 regular-season games included 16 in SEC play and 13 non-conference outings, and seven of South Carolina's nine primary contributors showed marked improvement in at least one statistic from non-conference to SEC action.

Two Gamecocks improved their scoring averages – Bianca Cuevas (4.5 to 6.8 ppg) and Khadijah Sessions (4.0 to 4.9 ppg). Those two, along with Tina Roy, have improved field goal percentages to thank for the increase with Cuevas going from 35.9 percent to 6.7, Sessions rising from 31.6 percent to 46.0 and Roy improving from 35.3 percent to 44.3. The latter two made significant leaps from outside the 3-point line – Sessions (23.1 to 33.3%) and Roy (36.1 to 43.1%).

Aleighsa Welch and A'ja Wilson lifted their rebounding averages with Welch going from 5.6 to 6.9 rpg and Wilson rising from 6.5 to 7.4 rpg. Alaina Coates blocked more shots per game – 1.3 to 2.0 bpg. Tiffany Mitchell rounded out the group, lifting her steals per game from 1.9 to 2.0 in SEC action.

Crunch Time

South Carolina has won all six of its games this season when the margin is under 10 points in the last five minutes, and the Gamecocks have done so with their primary strengths – Tiffany Mitchell, rebounding and defense.

In those six games – Southern Cal, vs. #22/22 Syracuse, at #9/8 Duke, #10/11 Kentucky, at Missouri and vs. #6/6 Tennessee – Staley trusts in Mitchell's competitive spirit, giving her the ball in

late-game situations. The junior has answered the bell, averaging 3.4 points per final five minutes of those games – nearly double the next Gamecock on the list. Behind her fearless attacking of the rim, a majority of her points have come at the free throw line, where she has hit 14-of-17 (.824) attempts during those close-game situations.

In a show of determination, the Gamecocks have also dominated the glass at crunch time, out-rebounding their opponents 6.6 to 4.8 per final five minutes, with Alaina Coates, A'ja Wilson and Aleighsa Welch grabbing the bulk of the boards.

South Carolina's shooting has held those opponents to just 27.0 percent shooting and 9.1 percent from outside the arc in that time span.

Win Any Way

As the Gamecocks' baseball coach a few years ago, South Carolina athletics director Ray Tanner frequently used the phrase "Win Anyway." Women's basketball has put its own twist on the quote. The Gamecocks have lost just twice this season, but the end has not always come by the same means.

Dawn Staley's team has won with both a high-flying offense – posting records of 4-0 when scoring 90+ points, 7-0 when scoring 80-89 points – and a more methodical one, 8-0 when scoring 70-79 points, 10-2 scoring fewer than 70.

The Gamecocks have won both inside – 14-1 when shooting less than 33.3 percent from 3-point range, 13-1 when at least half of points come in the paint – and outside – 16-1 when shooting 33.3 percent or better from 3-point range, 17-1 when less than half of points come in the paint.

South Carolina has seen its top scorer come from both the starting lineup (14-1) and the bench (14-1) – with two games in which a starter and reserve tied for the team high (win vs. Auburn – Welch, Wilson; win vs. Vanderbilt – Mitchell, Wilson).

Controlled Caroms

The Gamecocks have also built their success on the glass – an aspect of the game that head coach Dawn Staley preaches as a measure of effort as much as talent. South Carolina ranks ninth in the nation in rebounding margin, out-boarding its opponents by 10.5 per game. The Gamecocks have out-paced their opponent by double-digit rebounds 16 times this season, including eight SEC outings. The rebounding margin has been at least 20 four times – Clemson (+22), Savannah State (+35), at Hampton (+27) and Vanderbilt (+20). Only two teams – #22/22 Syracuse (Nov. 28) and #9/8 Duke (Dec. 7) – have out-rebounded South Carolina this season. Kentucky (Mar. 1) tied the Gamecocks on the boards.

Bench Marks

While every competitor wants to be a starter, the Gamecocks have shown that the bench can be just as productive a position. The South Carolina bench has tied or out-scored its starting teammates 17 times this season, including 11 SEC contests, and has out-scored the entire opposing team five times – Clemson (Nov. 20), San Diego State (Nov. 23), NC Central (Dec. 1) and Florida (Jan. 19). In all, the bench has accounted for 48.0 percent of the Gamecocks' points this season, including 47.8

2014-15 Awards

Alaina Coates

All-SEC Second Team (Coaches, AP)
SEC All-Defensive Team
SEC All-Tournament Team
Naismith Trophy Top 50 Watch List
No. 25 Player in the Nation (espnW)

Elem Ibiam

SEC Community Service Team

Tiffany Mitchell

SEC Player of the Year (two-time)
All-SEC First Team (Coaches, AP)
Capital One Academic All-District 4
Dawn Staley Award Finalist
All-America (ESPN)
Wooden Award Final Ballot
Naismith Trophy Semifinalist (10)
Wade Watch List
Preseason All-America (AP, Sports Illustrated, ESPN)
No. 4 Player in the Nation (espnW)
Preseason All-SEC (Coaches, Media)

Aleighsa Welch

SEC Scholar-Athlete of the Year
All-SEC (Coaches - 1st Team; AP - 2nd Team)
SEC Tournament MVP
Naismith Trophy Midseason 30
Wade Watch List
Wooden Award Preseason Top 30
No. 7 Player in the Nation (espnW)
Preseason All-America Second Team (ESPN)

A'ja Wilson

SEC Freshman of the Year
All-SEC First Team (Coaches, AP)
Wooden Award Final Ballot
Naismith Trophy Midseason 30
USBWA National Freshman of the Week (Dec. 1-7)
5-time SEC Freshman of the Week (Nov. 24-30; Dec. 1-7; Dec. 29-Jan. 4; Jan. 26-Feb. 1; Feb. 9-15)

Dawn Staley

SEC Coach of the Year (two-time)
Naismith Coach of the Year Finalist (10)

percent of the offense in SEC games.

Of the 113 double-figure games turned in this season, 56 of them have come from the bench – A'ja Wilson (25), Alaina Coates (17), Bianca Cuevas (7), Tina Roy (4), Jatarie White (2) and Asia Dozier (1).

Diehard Defenders

While the offense has fluctuated in source and volume, the one standard for the Gamecocks – both this season and throughout head coach Dawn Staley's career – has been their defense. South Carolina is eighth in the nation in scoring defense, allowing 52.6 points per game. That number dropped to 45.3 points per game in SEC Tournament action. On the season, just three opponents scoring more than 63 points (87 by UConn, Feb. 9; 66 by Tennessee, Feb.

Welch Watch

The program's career record holder in offensive rebounds, senior forward Aleighsa Welch looks to mount an attack on other parts of the Gamecock charts before closing out her career.

Here are a few of the career benchmarks she has a chance to catch:

Category	Current	Chasing	To Go
Points	1,404 (13th)	1,454 (12th)	50
FT Made	324 (T-7th)	333 (6th)	9
FT Att.	532 (5th)	604 (4th)	72
Rebs.	920 (3rd)	1026 (2nd)	106
Off. Rebs	435 (1st)	—	—
Def. Rebs.	485 (T-5th)	489 (4th)	4
Dbl-Dbls.	22 (9th)	25 (8th)	3
Blocks	128 (7th)	133 (6th)	5
Games	132 (2nd)	134 (1st)	2

23; 67 by Kentucky, Mar. 1) and 14 failing to meet the 50-point threshold.

In SEC play, South Carolina yielded a league-best 55.5 points per game and has limited some of the conference's highest scoring teams well beneath their averages. Kentucky (2nd in the SEC in scoring) scored 72.3 points per game in their 14 games against other SEC teams but averaged just 63.5 in two against the Gamecocks. The league's fourth-best scoring team, Mississippi State posted 65.7 points per game in their other 14 games compared to 50 against South Carolina. In all, five teams failed to get within eight points of their average against other league schools while playing the Gamecocks – Missouri (59.7 - 49), Florida (57.1 - 42) and Georgia (55.9 - 35).

SWAT Team

After shattering the season record for blocked shots last season with 240, South Carolina's 207 this season are just behind that mark. The Gamecocks added another record this season with 15 blocks against Arkansas in the SEC Tournament quarterfinals, and the Gamecocks closed the tournament averaging 8.7 blocks against their three opponents.

The Gamecocks lead the SEC and rank sixth in the nation with 6.5 blocked shots per game. South Carolina has swatted double-digit shots six times, including three SEC games – 10 vs. Southern Cal, 10 vs. Kentucky, 10 at Georgia, 11 at Arkansas 12 at Kentucky and 15 against Arkansas.

Four Gamecocks rank among the SEC's top 15 blockers, led by freshman A'ja Wilson in second at 1.8 per game, followed closely by sophomore Alaina Coates in fourth at 1.5 per game. Seniors Aleighsa Welch and Elem Ibiam are next in line with Welch swatting 1.1 per game for sixth and Ibiam rejecting 1.0 per game for 13th place.

Zone Buster

While the Gamecocks are highly regarded for their post play, South Carolina's guards have been effective at capitalizing on what opposing teams are willing to cede in their preferred zone defense – the 3-point shot. The Gamecocks lead the SEC and rank 51st in the nation in 3-point field goal percentage, hitting 34.9 percent from outside the arc. The percentage is just slightly higher than last season's (.347), but after closing 2013-14 averaging 3.9 made 3s per game, South Carolina is fourth in the SEC with a 4.8 average this season.

Junior Tiffany Mitchell has been the primary long-range shooter, attempting 3.8 3s per game while shooting 43.0 percent from outside the arc. But juniors Tina Roy and Khadijah Sessions lifted their long-range production in SEC action as well. Roy shot a team-best 43.1 percent in league games, while Sessions shot 3-of-4 against Tennessee (Mar. 8) to help the Gamecocks win the SEC Tournament.

Diversified Assets

South Carolina is often lauded for the depth of

its talent, and the Gamecocks' improved offensive numbers certainly bear out those accolades – 17th in the nation at 75.5 points per game and seventh in the nation in field goal percentage (.477).

The embarrassment of riches has not upset South Carolina's chemistry but instead has strengthened it as each Gamecock plays for the good of the team instead of herself – a message head coach Dawn Staley often equates with USA Basketball's utopian camaraderie and ultimate success.

Two stats that best exemplify the all-for-one mentality of the team are in the assist numbers – 17th in the nation at 16.6 per game – and that only one Gamecock is averaging 10.0 or more shots per game. In fact, on one of the nation's most efficient offensive teams, which features all five of its top scorers shooting over 50.0 percent, just one Gamecock have made the minimum field goals required for individual ranking in field goal percentage – Tiffany Mitchell.

Here's how those numbers break down.

Name	FGM/gm	FGA/gm	FG%	PPG
Mitchell	5.1	10.1	.505	14.4
Wilson	4.8	9.3	.524	13.3
Coates	3.6	6.7	.540	10.3
Welch	4.1	7.4	.559	9.1
Ibiam	2.7	4.8	.556	6.6

Far Reaching

South Carolina head coach Dawn Staley enjoys an embarrassment of riches with four players listed at 6'4" or taller. Even more impressive might be the reach of the Gamecocks' top contributors, most with wingspans that exceed their height.

Name	Height	Reach	Diff.
Alaina Coates	6'4"	6'8"	+4"
Elem Ibiam	6'4"	6'8"	+4"
Tiffany Mitchell	5'9"	6'0"	+3"
Aleighsa Welch	6'0"	6'3"	+3"
Asia Dozier	6'0"	6'2"	+2"
A'ja Wilson	6'5"	6'6"	+1"

Staley Status Update

While leading the Gamecocks to the best season in program history, South Carolina head coach Dawn Staley has continued to carve out her place as one of the top coaches in the game.

With the Gamecocks' rise to No. 1 in the Associated Press poll this season, Staley joined Baylor's Kim Mulkey as the only women to have played on and coached a No. 1-ranked team. Staley's Virginia team was ranked No. 1 for a total of 24 weeks spanning her junior and senior seasons. She has led the Gamecocks to 12 weeks in the top spot in the Associated Press poll so far.

Staley also earned an extension from USA Basketball last week as she was named to an assistant coach to the U.S. Women's National Team through the 2016 Olympic Games. Her USA Basketball coaching resume already includes gold medals at the 2014 FIBA U18 Americas Championship (head coach), 2014 FIBA World Championship (assistant coach), 2008 Beijing Olympics (asst. coach) and 2007 FIBA Americas Championship (asst. coach).

More on Muffin

Two-time All-SEC First-Team selection Aleighsa Welch became the program's first SEC Scholar-

Team Specialty Stats

South Carolina/Opponent

	Pts. in Paint	Pts. Off ToS	2nd Chance Pts	Fast Break Pts
11/15 USC	32-36	16-22	14-10	4-8
11/20 Clem.	46-16	23-9	31-7	8-2
11/23 SDSU	40-8	3-2	15-9	24-2
11/27 vs. Wisc.	32-10	16-11	10-0	4-4
11/28 vs. Syr.	20-16	11-6	13-17	0-0
12/1 NCCU	58-12	31-7	3-3	34-0
12/4 Char.	46-20	19-15	26-4	10-13
12/7 at Duke	32-24	16-19	11-11	6-4
12/14 Sav. St.	70-26	34-12	24-3	18-6
12/17 at HU	26-14	10-19	17-6	11-4
12/20 vs. CMU	62-28	21-8	21-2	16-0
12/21 vs. LU	40-24	24-8	15-4	12-2
1/2 Aub.	52-24	28-12	16-13	22-8
1/4 at LSU	36-26	14-14	5-13	8-0
1/8 at Ala.	32-24	19-6	17-12	13-0
1/11 Ky.	36-28	9-19	18-4	10-18
1/15 at MU	22-14	10-0	14-4	6-0
1/19 at UF	46-26	20-13	11-12	14-4
1/26 TAMU	44-24	15-15	13-9	14-4
1/29 Ala.	42-22	22-10	20-9	18-4
2/1 at Miss.	36-26	18-11	18-19	8-4
2/5 at Ga.	26-14	10-18	13-8	10-0
2/9 at UC	34-40	7-17	20-10	2-10
2/12 LSU	42-26	29-19	8-16	18-8
2/15 Vandy	50-32	29-18	18-8	21-12
2/19 at Ark.	30-26	13-14	9-13	8-6
2/23 Tenn.	44-30	10-8	21-8	2-5
2/26 MSU	36-16	26-11	12-4	4-2
3/1 at Ky.	24-24	7-19	14-15	0-8
3/6 vs. Ark.	40-6	9-12	14-11	4-2
3/7 vs. LSU	34-16	18-18	11-12	8-0
3/8 vs. Tenn.	34-20	10-9	19-9	6-0
Averages	38.9-21.8	17.1-12.5	15.3-8.9	10.7-4.4

Starters vs. Bench Points

	SC Starters	Opp. Starters	SC Bench	Opp. Bench
11/15 USC	55	36	15	25
11/20 Clem.	54	27	45	14
11/23 SDSU	36	17	53	21
11/27 vs. Wisc.	28	37	39	7
11/28 vs. Syr.	37	55	30	8
12/1 NCCU	48	18	42	8
12/4 Char.	41	53	41	8
12/7 at Duke	34	33	17	17
12/14 Sav. St.	51	44	60	5
12/17 at HU	33	48	36	1
12/20 vs. CMU	46	29	34	16
12/21 vs. LU	43	32	41	12
1/2 Aub.	38	20	39	38
1/4 at LSU	28	35	47	16
1/8 at Ala.	47	25	55	34
1/11 Ky.	53	40	15	20
1/15 at MU	37	40	23	9
1/19 at Florida	30	19	47	23
1/26 TAMU	38	53	41	8
1/29 Ala.	37	41	48	13
2/1 at Miss.	34	40	43	19
2/5 at Ga.	25	19	33	16
2/9 at UConn	44	82	18	5
2/12 LSU	37	58	49	4
2/15 Vandy	38	35	51	24
2/19 at Ark.	39	53	34	3
2/23 Tenn.	56	64	15	2
2/26 MSU	40	30	29	20
3/1 at Ky.	28	47	39	20
3/6 vs. Ark.	31	33	27	3
3/7 vs. LSU	28	49	46	4
3/8 vs. Tenn.	53	37	9	17
Averages	39.6	39.0	36.3	14.6

Athlete of the Year as the league coaches recognized the career contributions of the heart and soul of the Gamecock program, who now holds the school record for career offensive rebounds (435) and is third in total rebounds (92).

Welch has been locked in on finishing her career with a bang, and her consistent effort has her ranked among the program's career top 10 in eight different categories, including three rebounding top-five entries, while also among the top-15 scorers. Among the Gamecocks' 30 1,000-point scorers, she is just the fourth in program history to also amass at least 900 rebounds as well. Her current career .578 field goal percentage is second in school history behind only Jocelyn Penn's school-record .593.

The expansion of the Gamecocks' frontline has brought her overall rebounding numbers down slightly (6.4 rpg this season vs. 7.2 average previous three seasons), but she has been especially tenacious on the glass against ranked opponents, averaging a team-high 8.6 boards over 10 games against ranked foes (including a flu-ridden two-rebound effort at #13/15 Kentucky to end the season) compared to 5.4 in the Gamecocks' other 22 outings. Welch also continues to provide consistency on the offensive end, shooting 55.9 percent from the field and handing out 1.9 assists per game.

Trademark TM

Two-time SEC Player of the Year Tiffany Mitchell remains part of the national player of the year conversation because of her ability to affect the game in myriad ways. She ranks among the SEC's top best in scoring (6th, 14.4 ppg), field goal percentage (2nd, .505) and free throw percentage (2nd, .840). Aside from scoring, Mitchell is also among the league's top 15 in assists (14th, 2.7) and steals (9th, 1.9). In fact, only two players rank among the SEC's top 15 in scoring, assists and steals – Mitchell and Georgia's Shacobia Barbee.

The junior guard showed similar diversity last season and added outside shooting to this season's resume, hitting 43.0 percent from outside the arc, where she makes 1.6 3s per game. Her heightened accuracy was on full display against San Diego State (Nov. 23) when her 6-of-6 effort from 3 was the best perfect game in program history. She went on to match her career high with six 3s at Hampton as well, those coming on eight attempts.

Double Trouble

One of sophomore Alaina Coates' goals this season focuses around posting double-doubles, taking to heart her head coach's quip that the 6-foot-4 center is a "walking double-double." Ranking 46th in the nation with 11 this season – 2nd in the SEC – the Irmo, S.C., native has 21 career double-doubles through 63 games, tying her for ninth in school history in the category.

Five of this season's 11 came in SEC action, which

is one shy of the program record of six set by Marsha Williams in 1991-92. Her 10 career SEC double-doubles is just one shy of Williams' career record of 11.

Hometown Hero

SEC Freshman of the Year A'ja Wilson wrapped up her first regular season with a bang as her 19 rebounds at #13/15 Kentucky (Mar. 1) broke the South Carolina freshman record, previously held by Alaina Coates at 17 against Kentucky on Jan. 9 2014.

With five double-doubles on the season, Wilson is second on the team in scoring, ranking 12th in the SEC in at 13.3 ppg, and rebounding, coming in 10th in the league at 6.8 rpg. She is the only freshman to rank among the SEC's top 20 scorers and rebounders. She has led the team in scoring a team-high 13 times, including seven SEC games. Wilson also ranks second in blocked shots average at 1.8.

Wilson was the only freshman on either the Wooden Late-Season Top 20 or the Naismith Midseason Top 30. She earned SEC Freshman of the Week five times, tying the league record, and was the USBWA's first Freshman of the Week (games Dec. 1-7).

It's Elem-entary

Senior center Elem Ibiam is making a charge at the school record for career blocks this season after setting the single-season mark with 83 in 2013-14.

Games Led Team In...

(Tied for team lead in each category included)

Scoring	2014-15	Career	Record
Tiffany Mitchell	14	34	32-2
A'ja Wilson	13	13	12-1
Aleighsa Welch	3	28	18-10
Alaina Coates	3	10	9-1
Bianca Cuevas	2	2	2-0
Asia Dozier	1	2	2-0
Elem Ibiam	0	6	4-2
Khadijah Sessions	0	3	2-1
Tina Roy	0	2	2-0

Rebounding	2014-15	Career	Record
Alaina Coates	15	33	31-2
A'ja Wilson	8	8	7-1
Aleighsa Welch	9	48	40-8
Elem Ibiam	2	13	13-0
Tiffany Mitchell	0	9	8-1

Assists	2014-15	Career	Record
Khadijah Sessions	11	22	20-2
Tiffany Mitchell	9	26	24-2
Tina Roy	8	11	11-0
Bianca Cuevas	6	6	6-0
Asia Dozier	3	13	13-0
Aleighsa Welch	3	13	9-4
Olivia Gaines	1	2	1-1
Alaina Coates	1	1	1-0

Scoring Differentials

Largest lead in a win	by 64 (111-47), 2nd-0:52, Savannah state, 12/12 by 64 (90-26), 2nd-0:36, NC Central, 12/1
Largest deficit overcome to win	by 12 (15-27), 1st-8:41, vs. Syracuse, 11/27
Largest lead given up in a loss	by 6 (15-9), 1st-8:35, at Kentucky 3/1
Largest deficit in a loss	by 25 (62-87), 2nd-0:37, at UConn, 2/9

The Fayetteville, Ga., native is currently second with 163 in her career, trailing the Gamecocks' career record of 177 of set by Lakesha Tolliver (2004-07).

Shooting Sessions

Junior point guard Khadijah Sessions has taken opponents' pack-the-paint defensive strategy personally as she is often the Gamecock most loosely guarded. Following South Carolina's road swing to Missouri and Florida, Sessions was shooting 33.8 percent from the field, including 22.9 percent from 3-point range. With a week between games, the Myrtle Beach, S.C., native logged extra time in the gym and has shot 45.9 percent (28-of-61) from the field with 43.5 percent (10-of-23) accuracy from outside the arc in the 14 games since.

Miscellaneous Stats

Double-Doubles	2014-15	Career	Record
Alaina Coates	11	21	20-1
A'ja Wilson	5	5	4-1
Aleighsa Welch	3	22	19-3
Elem Ibiam	1	2	1-1
Tiffany Mitchell	0	4	4-0

20+ Points	2014-15	Career	Record
Tiffany Mitchell	4	12	12-0
A'ja Wilson	4	4	4-0
Alaina Coates	2	8	7-1
Bianca Cuevas	1	1	1-0
Elem Ibiam	1	1	1-0
Aleighsa Welch	0	5	3-2

10+ Points	2014-15	Career	Record
Tiffany Mitchell	26	71	63-8
A'ja Wilson	25	25	23-2
Alaina Coates	19	42	40-2
Aleighsa Welch	15	76	64-12
Elem Ibiam	8	33	29-4
Bianca Cuevas	7	7	7-0
Asia Dozier	3	12	11-1
Khadijah Sessions	4	19	18-1
Tina Roy	4	11	9-2
Jatarie White	2	2	2-0
Tiffany Davis	0	1	1-0

10+ Rebounds	2014-15	Career	Record
Alaina Coates	13	24	23-1
Aleighsa Welch	6	28	25-3
A'ja Wilson	5	5	4-1
Elem Ibiam	1	4	5-2
Tiffany Mitchell	0	7	6-1
Asia Dozier	0	1	1-0

5+ Assists	2014-15	Career	Record
Khadijah Sessions	4	9	9-0
Bianca Cuevas	4	4	4-0
Tina Roy	3	5	5-0
Tiffany Mitchell	1	8	8-0
Aleighsa Welch	1	2	2-0
Asia Dozier	0	8	8-0
Olivia Gaines	0	1	1-0

5+ Steals	2014-15	Career	Record
Tiffany Mitchell	3	8	8-0
Tiffany Davis	0	1	1-0

5+ Blocks	2014-15	Career	Record
Alaina Coates	1	3	3-0
A'ja Wilson	1	1	0-1
Elem Ibiam	0	7	7-0
Aleighsa Welch	0	2	2-0

South Carolina's Record When...

	Postseason	SEC	All
Record.....	3-0	15-1	30-2
Playing a ranked opponent.....	1-0	5-1	8-2
Playing at home	8-0	14-0	
Playing on the road	7-1	9-2	
Playing at neutral site	3-0	0-0	7-0
Leading at half	2-0	14-0	26-0
Trailing at half	1-0	1-1	4-2
Tied at half	0-0	0-0	0-0
Playing an overtime game	0-0	0-0	0-0
0 players score in double figures	0-0	0-0	0-0
1 player scores in double figures	0-0	0-0	0-0
2 players score in double figures	1-0	4-1	7-1
3 players score in double figures	1-0	6-0	8-1
4 players score in double figures	1-0	2-0	7-0
5 players score in double figures	2-0	6-0	6-0
More than 5 players in double figures.....	1-0	2-0	2-0
Starters out-score opponent's starters	1-0	7-0	16-0
Opponent's starters score equal/more	2-0	8-1	14-2
Bench out-scores opponent's bench	3-0	14-1	27-2
Opponent's bench scores equal/more.....	1-0	3-0	3-0
SC Starters out-score SC Bench.....	2-0	5-0	14-1
SC Bench out-scores/ties SC Starters	1-0	10-1	16-1
Shooting 50% or better	1-0	7-0	14-0
Shooting between 40-49%	2-0	5-0	11-0
Shooting between 30-39%	3-1	5-2	5-2
Shooting less than 30%	0-0	0-0	0-0
Opponent shoots 50% or better	0-0	0-1	0-1
Opponent shoots between 40-49%	4-0	5-0	5-0
Opponent shoots between 30-39%	2-0	8-1	18-1
Opponent shoots less than 30%	1-0	3-0	7-0
Shooting better than opponent.....	3-0	13-1	27-1
Shooting worse than/equal to opponent	2-0	3-1	3-1
Having more FTs made than opponent	2-0	12-0	22-0
Having equal/less FTs made than opponent	1-0	3-1	8-2
Out-rebounding opponent.....	3-0	15-0	28-1
Having equal/less rebounds than opponent	0-1	2-1	2-1
Having more TOs than opponent	2-0	7-1	11-2
Having equal or less TOs than opponent.....	1-0	8-0	19-0
Attempting more FT than 3FG.....	1-0	14-0	24-1
Attempting equal/less FT than 3FG	2-0	1-1	6-1
Making 5 or more 3FGs.....	2-0	6-1	16-2
Making less than 5 3FGs.....	1-0	9-0	14-0
Making no 3 FGs.....	0-0	0-0	0-0
Attempting 15 or more 3FGs.....	1-0	6-1	13-1
Attempting less than 15 3FGs.....	2-0	9-0	17-1

	Postseason	SEC	All
No South Carolina players foul out	3-0	13-0	26-1
One or more SC players foul out.....	2-1	4-1	4-1
Having 20 or more assists.....	1-0	3-0	12-0
Having less than 20 assists.....	2-0	12-1	18-2
Scoring more pts. in paint than opponent	3-0	15-0	29-0
Scoring equal/less pts. in paint than opp.	0-1	1-2	1-2
Scoring more pts. off TOs than opponent	1-0	10-0	20-0
Scoring equal/less pts. off TOs than opp.	2-0	5-1	10-2
Scoring more 2nd-chance pts.	2-0	10-0	21-1
Scoring equal/less 2nd-chance pts.....	1-0	5-1	9-1
Scoring more fast break pts.....	3-0	13-0	24-0
Scoring equal/less fast break pts.....	2-1	6-2	6-2
Wearing white uniforms	3-0	6-0	19-0
Wearing black uniforms	7-1	9-2	9-2
Wearing pink uniforms	2-0	2-0	2-0
Playing in tournaments/classics	3-0	7-0	7-0
Playing on live television	3-0	13-1	19-2
Playing in November.....	5-0	5-0	5-0
Playing in December	7-0	7-0	7-0
Playing in January	8-0	8-0	8-0
Playing in February	7-0	7-1	7-1
Playing in March.....	3-0	0-1	3-1
Playing during the day.....	3-0	4-0	12-0
Playing at night	11-1	18-2	18-2
Playing on Sunday.....	1-0	4-1	9-1
Playing on Monday.....	3-0	4-1	4-1
Playing on Tuesday.....	0-0	0-0	0-0
Playing on Wednesday.....	0-0	1-0	1-0
Playing on Thursday.....	7-0	10-0	10-0
Playing on Friday	1-0	1-0	3-0
Playing on Saturday.....	1-0	0-0	3-0
Margin is less than 5 pts.	0-0	2-0	2-0
Margin is between 5-9.....	2-0	3-0	3-0
Margin is between 10-19.....	1-0	6-1	7-1
Margin is 20 pts. or more.....	2-0	7-0	18-1
Having a 20-pt. scorer.....	5-0	9-0	9-0
Having a 30-pt. scorer.....	0-0	0-0	0-0
Scoring 49 points or less.....	0-0	0-0	0-0
Scoring 50-59 points	1-0	1-1	3-1
Scoring 60-69 points.....	1-0	4-0	8-1
Scoring 70-79 points.....	1-0	6-0	8-0
Scoring 80-89 points.....	5-0	7-0	7-0
Scoring 90-99 points.....	0-0	2-0	2-0
Scoring 100 points or more.....	1-0	2-0	2-0

2014-15 Team High/Low

South Carolina Highs	South Carolina Lows	Category	Opponent Lows	Opponent Highs
111 vs. Savannah State, 12/14	51 at Duke, 12/7	Points in Game	26, NC Central, 12/1	87, at UConn, 2/9/15
60 (1st) vs. Savannah State, 12/14	17 (1st) at Duke, 12/7	Points in Half	10 (2nd), NC Central, 12/1	47 (1st) at UConn, 2/9/15
38 vs. Savannah State, 12/14	20 at Kentucky, 3/1	Field Goals Made	10, NC Central, 12/1	31 at UConn, 2/9/15
38 vs. Clemson, 11/20	20 at Duke, 12/7	Field Goal Attempts	45, NC Central, 12/1	70, vs. LSU, 2/12
72 vs. Central Michigan, 12/20	48 at Arkansas, 2/19	FG Percentage	.193 (11-57) vs Arkansas, 3/6	70, at Florida, 1/19
72 vs. Clemson, 11/20	.323 (20-62) at Kentucky, 3/1	3-Point FG Made	1, vs. LSU, 2/12	.554 (31-56), at UConn, 2/9/15
.638 (37-58) at Alabama, 1/8	1 vs. Mississippi State, 2/26	3-Point FG Attempts	1, at Florida, 1/15	8, at UConn, 2/9/15
11 at Alabama, 1/8	1 vs. Tennessee, 2/23	3-Point FG Percentage	1, at LSU, 1/4	
	1 vs. Texas A&M, 1/26	Free Throws Made	1, Savannah State, 12/14	
	1 vs. Savannah State, 12/14	Free Throw Attempts	4, Vanderbilt, 2/15	23, vs. Mississippi State, 2/26
28 vs. C. of Charleston, 11/14	4 vs. Texas A&M, 1/26	FT Percentage	.067 (1-15), at Florida, 1/19	.727 (8-11), at UConn, 2/9/15
.583 (7-12) vs. LSU, 2/12	.125 (1-8) vs. Savannah St., 12/14	Rebounds	3, Texas A&M, 1/26	
34 vs. Savannah State, 12/14	3 vs. Central Michigan, 12/20	Assists	3, at Florida, 1/19	
		Steals	3, Clemson, 11/20	
47 vs. Savannah State, 12/14	9 vs. Tennessee, 3/8	Blocked Shots	4, at Florida, 1/19	35, at Kentucky, 3/1
	9 vs. Central Michigan, 12/20	Turnovers		
.850 (17-20) at Alabama, 1/8	.333 (3-9) vs. Central Mich., 12/20	Fouls		
56 vs. Savannah State, 12/14	30 at Alabama, 1/8			
26 vs. NC Central, 12/1	6 at Missouri, 1/15			
21 vs. NC Central, 12/1	2 at Hampton, 12/17			
15 vs. Arkansas, 3/6	1 at UConn, 2/9/15			
	1 vs. San Diego St., 11/23			
23 at LSU, 1/4	5 vs. Tennessee, 2/23			
	5 vs. Syracuse, 11/28			
25 at Kentucky, 3/1	7 vs. Central Michigan, 12/20			
	7 vs. San Diego St., 11/23			
	7 vs. Clemson, 11/20			

2014-15 Individual Superlatives

Category	South Carolina	Opponent
Points in Game	26 by A'ja Wilson vs. LSU, 2/12	26 by Hasina Muhammad, Auburn, 1/2
Points in Half	15 (1st) by Tiffany Mitchell vs. Vanderbilt, 2/15 15 (1st) by Tiffany Mitchell vs. Syracuse, 11/28	18 (2nd) by Hasina Muhammad, Auburn, 1/2
Field Goals Made	9 by Aleighsa Welch vs. Tennessee, 2/23	9 by Crystal Bradford, Central Michigan, 12/20
Field Goal Attempts	17 by Aleighsa Welch at UConn, 2/9 17 by A'ja Wilson vs. Auburn, 1/2	21 by Danielle Ballard, LSU, 2/12 21 by Courtney Williams, Texas A&M, 1/26 21 by Brianna Butler, Syracuse, 11/28
FG Percentage	1.000 (7-7) by Elem Ibiama vs. Charlotte, 12/4	1.000 (5-5) by Drew Edelman, Southern Cal, 11/15
3-Point FG Made	6 by Tiffany Mitchell at Hampton, 12/17 6 by Tiffany Mitchell vs. San Diego State, 11/23	5 by Dashawn Harden, LSU, 3/7 5 by Kaleena Mosqueda-Lewis, at UConn, 2/9
3-Point FG Attempts	9 by Tina Roy at Kentucky, 3/1 9 by Tina Roy vs. Syracuse, 11/28	10 by Brianna Butler, Syracuse, 11/28
3-Point FG Percentage	1.000 (6-6) by Tiffany Mitchell vs. San Diego State, 11/23	1.000 (3-3) by Calli Berna, at Arkansas, 2/15 1.000 (3-3) by Hillary Sigmon, Charlotte, 12/4
Free Throws Made	11 by A'ja Wilson vs. LSU, 2/12 11 by Tiffany Mitchell vs. Kentucky, 1/11	10 by Hasina Muhammad, Auburn, 1/2
Free Throw Attempts	15 by A'ja Wilson vs. LSU, 2/12	11 by Makayla Epps, at Kentucky, 3/1 11 by Breanna Stewart, at UConn, 2/9 11 by Meoshonti Knight, at Alabama, 1/8 11 by Briana Day, Syracuse, 11/28
FT Percentage	1.000 (7-7) by Tiffany Mitchell at Arkansas, 2/15	1.000 (10-10) by Hasina Muhammad, Auburn, 1/2
Rebounds	19 by A'ja Wilson at Kentucky, 3/1	17 by Briana Day, Syracuse, 11/28
Assists	10 by Tina Roy vs. Savannah State, 12/14	9 by Alexis Peterson, Syracuse, 11/28
Steals	7 by Tiffany Mitchell vs. NC Central, 12/1	5 by Danielle Ballard, LSU, 2/12
Blocked Shots	6 by A'ja Wilson at Kentucky, 3/1	6 by Ashley Rininger, Liberty, 12/21
Turnovers	6 by A'ja Wilson at Georgia, 2/5 6 by Tiffany Mitchell vs. Southern Cal, 11/15	8 by Danielle Ballard, LSU, 2/12

Staley Era Team Records

Italics indicates set in 2014-15

Scoring

Most	Points
1. vs. Savannah State, 12/14/14	111
2. at Alabama, 1/8/15	102
3. vs. Clemson, 11/20/14	99
vs. Ole Miss, 1/30/14	99
vs. Charleston Southern, 11/8/13	99

Fewest	Points
1. at Stanford, 11/26/10	32
2. vs. Georgia, 3/4/11	34
3. vs. Mississippi State, 3/5/09	39
4. at Georgia, 1/13/13	40
5. at Mississippi State, 2/26/09	41

Fewest Allowed	Points
1. vs. South Carolina State, 12/14/11	21
2. vs. Presbyterian, 11/27/11	24
3. vs. NC Central, 12/11/14	26
vs. SC State, 12/22/13	26
5. vs. NC Central, 12/2/13	27

Most Allowed	Points
1. at Clemson, 11/19/09	94
2. vs. North Carolina, 12/20/09	93
3. at Connecticut, 2/9/15	87
4. vs. Xavier, 11/12/10	84
5. at Tennessee, 2/17/11	82
at Florida, 2/22/09	82

Margin of Outcome

Victory	Score	Margin
1. vs. Charleston Southern, 11/8/13	99-29	+70
2. vs. NC Central, 12/1/14	90-26	+64
3. vs. Savannah State, 12/14/14	111-49	+62
4. vs. Clemson, 11/20/14	99-41	+58
5. vs. NC Central	79-27	+52

Defeat	Score	Margin
1. at Stanford, 11/26/10	32-70	-38
2. vs. Georgia, 3/4/11	34-66	-32
3. vs. Stanford, 12/19/08	47-78	-31
4. at Penn State, 11/21/10	48-78	-30
5. vs. Connecticut, 12/28/08	48-77	-29

Field Goals

Made	FGM
1. vs. Charleston Southern, 11/8/13	39
2. vs. Savannah State, 12/14/14	38
vs. Clemson, 11/20/14	38
4. at Alabama, 1/8/15	37
vs. Central Michigan, 12/20/14	37

Attempts	FGA
1. vs. Penn State, 11/20/11	76
2. at Clemson, 11/19/09	74
3. vs. Tennessee, 1/20/11	73
4. vs. Central Michigan, 12/20/14	72
vs. Clemson, 11/20/14	72
vs. Kansas, 3/25/13	72

Highest Percentage (Min. 40 FGA)	FGM-A	Pct
1. at Alabama, 1/8/15	37-58	.638
2. vs. Charleston Southern, 11/8/13	39-64	.609
3. vs. Ole Miss, 1/30/14	31-51	.608
4. vs. NC Central, 12/11/14	35-58	.603
5. at Alabama, 1/10/10	31-52	.596

Lowest Percentage (Min. 40 FGA)	FGM-A	Pct
1. at Stanford, 11/26/10	12-55	.218
2. vs. Georgia, 3/4/11	12-52	.231
3. at Florida, 1/20/13	15-64	.234
4. at Kentucky, 2/5/09	13-55	.236
5. at Georgia, 1/2/11	13-54	.241

Lowest Percentage Allowed	FGM-A	Pct
1. vs. South Carolina State, 12/14/11	6-48	.125
2. vs. NC Central, 12/2/13	8-50	.160
3. vs. Charleston Southern, 11/8/13	10-54	.185
4. vs. Arkansas, 3/6/15	11-57	.193
vs. Hampton, 11/22/12	11-57	.193

Highest Percentage Allowed	FGM-A	Pct
1. vs. Connecticut, 12/28/08	35-62	.565
vs. Florida, 1/9/11	26-46	.565
3. vs. Xavier, 11/12/10	34-61	.557
4. at Connecticut, 2/9/15	31-56	.554
5. at Kentucky, 1/13/11	30-55	.545

3-Point Field Goals

Made	3FGM
1. at Alabama, 1/8/15	11
2. at Hampton, 12/17/14	9
vs. Syracuse, 11/28/14	9
vs. San Diego State, 11/23/14	9
Seven other times	9

Attempts	3FGA
1. vs. Penn State, 11/20/11	29
2. vs. College of Charleston, 11/14/13	28
vs. North Carolina, 12/19/10	28
4. vs. Syracuse, 11/28/14	26
5. vs. Savannah State, 11/15/12	25
at Ole Miss, 1/16/11	25

Percentage (Min. 5 3FGA)	3FGM-A	Pct
1. vs. Oregon State, 3/25/14	4-6	.667
vs. Ole Miss, 1/30/14	4-6	.667
vs. Savannah State, 12/28/13	4-6	.667
vs. Western Carolina, 12/29/12	6-9	.667
at Alabama, 1/10/10	8-12	.667
vs. Charlotte, 12/21/08	8-12	.667

Free Throws

Made	FTM
1. vs. Savannah State, 12/14/14	34
vs. Oregon State, 3/25/14	34
3. vs. Ole Miss, 1/30/14	32
at Mississippi State, 1/6/13	32
5. vs. Georgia, 2/27/14	30
vs. Savannah State, 12/28/13	30
vs. Seton Hall, 11/17/13	30

Attempts	FTA
1. at Mississippi State, 1/6/13	50
2. vs. Savannah State, 12/28/13	48
3. vs. Savannah State, 12/14/14	47
4. vs. Missouri, 2/2/14	46
5. vs. Seton Hall, 11/17/13	44
vs. SC State, 12/21/12	44

Percentage (Min. 10 FTA)	FTM-A	Pct
1. vs. Alabama, 1/19/14	10-11	.909
2. vs. Auburn, 1/2/09	23-26	.885
3. vs. San Diego State, 11/28/09	14-16	.875
4. at Mississippi State, 2/6/14	20-23	.870
5. at Alabama, 1/8/15	17-20	.850
at Kentucky, 2/20/14	17-20	.850

Rebounding

Total	Rebs
1. vs. College of Charleston, 11/14/13	62
2. at Florida, 1/20/13	59
3. vs. Hampton, 11/22/12	57
4. vs. Savannah State, 12/14/14	56
5. vs. Kentucky, 1/11/15	55

Margin	Rebs	Margin
1. vs. Savannah State, 12/14/14	56-21	+35
2. at Alabama, 2/7/13	53-24	+29
3. vs. Hampton, 12/17/14	48-21	+27
4. vs. SC State, 12/22/13	47-21	+26
vs. Florida Gulf Coast, 11/23/12	46-20	+26

Assists

Game	Assists
1. vs. NC Central, 12/11/14	26
2. vs. San Diego State, 11/23/14	25
vs. Clemson, 11/20/14	25
vs. Alabama, 1/19/14	25
vs. Charleston Southern, 11/8/13	25

Steals

Game	Steals
1. vs. NC Central, 12/11/14	21
vs. Furman, 12/11/11	21
3. vs. San Diego State, 11/23/14	18
4. vs. Charleston Southern, 11/8/13	17
5. vs. NC State, 12/12/10	16
vs. USC Upstate, 12/16/08	16

Blocked Shots

Game	Blocks
1. vs. Arkansas, 3/6/15	15
2. at Mississippi State, 2/6/14	14
vs. Kentucky, 1/9/14	14
4. at Kentucky, 3/1/15	12
vs. Charleston Southern, 11/14/13	12

Turnovers

Fewest	TOs
1. at Tennessee, 2/2/12	4
2. vs. Tennessee, 2/23/15	5
vs. Syracuse, 11/28/14	5
at Missouri, 2/28/13	5
vs. Georgia, 3/2/12	5
vs. Ole Miss, 3/3/11	5

Most	TOs
1. at Wake Forest, 12/3/08	32
2. vs. Hampton, 11/22/12	29
vs. Kentucky, 1/15/12	29
4. at Kentucky, 1/13/11	28
5. vs. Jacksonville, 12/30/08	26

The Last Time...

Individual

Scored 50 Points

South Carolina 51, Jocelyn Penn vs. Stetson, 1/4/03
Opponent Never

Scored 40 Points

South Carolina 51, Jocelyn Penn vs. Stetson, 1/4/03
Opponent 46, Cornelia Gayden, LSU, 1/14/95

Scored 30 Points

South Carolina 30, Ieasia Walker vs. Clemson, 11/18/10
Opponent 32, LaQueta Ferguson, Florida International, 11/25/07

Grabbed 20 Rebounds

South Carolina 25, Kelsey Bone vs. Boston University, 12/28/09
Opponent 24, Courtney Paris, Oklahoma, 12/30/07

Grabbed 15 Rebounds

South Carolina 19, A'ja Wilson at Kentucky, 3/1/15
Opponent 17, Briana Day, Syracuse, 11/28/14

Two Players with 20 or More Points

South Carolina Tiffany Mitchell 20/A'ja Wilson 20 vs. Vanderbilt, 2/15/15
Opponent Kaleena Mosqueda-Lewis 23/Breanna Stewart 22 at UConn, 2/9/15

Two Players with 10 or More Rebounds

South Carolina Alaina Coates 14/A'ja Wilson 10 vs. Auburn, 1/2/15
Opponent Shela Boykin 12/Danielle Ballard 12, LSU, 2/12/15

Had 10 Assists

South Carolina 10, Tina Roy vs. Savannah State, 12/14/14
Opponent 11, Marneshia Richard, Mississippi State, 1/21/07

Had Five Steals

South Carolina 5, Tiffany Mitchell at Arkansas, 2/19/15
Opponent 5, Danielle Ballard, LSU, 2/12/15

Had Five Blocked Shots

South Carolina 5, Alaina Coates vs. Alabama, 1/29/15
Opponent 5, Breanna Stewart, at UConn, 2/9/15

Had a Double-Double

South Carolina Aleighsa Welch (11 pts, 10 rebs) vs. LSU, 3/7/15
Opponent Cierra Burdick (16 pts, 10 rebs), Tennessee, 2/23/15

Two Players had a Double-Double

South Carolina Alaina Coates (11 pts/14 rebs)/A'ja Wilson (12 pts/10 rebs) vs. Auburn, 1/2/15
Opponent Sheila Boykin (12 pts/12 rebs)/Danielle Ballard (16 pts/12 rebs), LSU, 2/12/15

Three Players had a Double-Double

South Carolina Ashley Bruner (16 pts/12 rebs)/Aleighsa Welch (16 pts/ 11 rebs)/Elem Ibiyam (12 pts/10 rebs) vs. Kansas, 3/25/13
Opponent Merlakia Jones (26 pts/10 rebs)/Takilya Davis (19 pts/13 rebs)/DeLisha Milton (14 pts/15 rebs), at Florida, 2/20/94

Had a Triple-Double

South Carolina Iva Sliskovic (18 pts, 15 rebs, 10 assts) vs. High Point, 12/20/06
Opponent Never

Team

Scored 100 Points

South Carolina 102 vs. North Carolina A&T, 3/21/08
Opponent 103, Clemson, 11/21/03

Won by 30 or More Points

South Carolina 89-59 (30) vs. Vanderbilt, 2/15/15
Opponent 66-34 (32), Georgia, 3/4/11

Shot 65% or Better from the Field

South Carolina .652 (45-69) vs. East Tennessee State, 12/19/00
Opponent Never

Shot 60% or Better from the Field

South Carolina .603 (35-58) vs. NC Central, 12/1/14
Opponent .604 (29-48), Vanderbilt, 1/18/01

Shot 50% or Better from the Field

South Carolina .537 (29-54) vs. LSU, 3/7/15
Opponent .554 (31-56), at UConn, 2/9/15

No Players in Double-Figure Points

South Carolina at Auburn, 1/19/12
Opponent at Georgia, 2/5/15

Five Players in Double-Figure Points

South Carolina at Ole Miss, 2/1/15
Opponent Arkansas, 2/14/10

More Than Five Players in Double-Figure Points

South Carolina 6 at Alabama 1/8/15
Opponent 6 at Georgia, 2/13/03

Faced AP Top-25 Opponent

Win 62-46 vs. No. 5 Tennessee, 3/8/15
Loss 56-67 at No. 13 Kentucky, 3/1/15

Faced AP Top-10 Opponent

Win 62-46 vs. No. 5 Tennessee, 3/8/15
Loss 87-62 at No. 2 UConn, 2/9/15

Faced AP Top-5 Opponent

Win 62-46 vs. No. 5 Tennessee, 3/8/15
Loss 87-62 at No. 2 UConn, 2/9/15

Faced AP No. 1 Team

Win Never
Loss 49-53 vs. No. 1 Stanford, 12/19/12

Overtime Game

Win 58-55 vs. Drexel, 11/28/12
Loss 65-57 at Texas A&M, 1/16/14

Double-Overtime Game

Win 92-91 at Florida State, 2/4/91
Loss 92-94 at Clemson, 11/19/09

South Carolina Was Ranked (AP Poll)

No. 1 2/9/15
Top 10 No. 3, 3/17/15
Top 25 No. 3, 3/17/15

Career Highs

Alaina Coates

Pts	24, 2x, last vs. Ole Miss, 1/30/14
FG	11 vs. Vanderbilt, 1/5/14
FGA	16 vs. Vanderbilt, 1/5/14
FG %	1.000 (7-7) vs. SC St., 12/22/13
FT	11 at San Diego St., 11/23/13
FTA	15 at San Diego St., 11/23/13
FT %	1.000 (9-9) vs. SC St., 12/22/13
Reb	17 vs. Kentucky, 1/9/14
Off Reb	7 vs. Kentucky, 1/9/14
Def Reb	13 vs. CSU Northridge, 3/23/14
Blk	5, 3x, last vs. Alabama, 1/29/15
Stl	3, 2x, last at Florida, 1/19/15
Asst	3, 2x, last vs. Texas A&M, 1/26/15
Min	30 vs. Southern Cal, 11/15/14

Bianca Cuevas

Pts	21 at Ole Miss, 2/1/15
FG	7 at Georgia, 2/5/15
FGA	14 at Georgia, 2/5/15
FG %	.833 (5-6) at Hampton, 12/17/14
3FG	2, 4x, last at Georgia, 2/5/15
3FGA	6 vs. Clemson, 11/20/14
3FG %	.667 (2-3) at Hampton, 12/17/14
FT	9 at Ole Miss, 2/1/15
FTA	11 at Ole Miss, 2/1/15
FT %	1.000 (4-4) at Alabama, 1/8/15
Reb	4, 3x, last at Georgia, 2/5/15
Off Reb	3 vs. Alabama, 1/29/15
Stl	4, 2x, last vs. Savannah State, 12/14/14
Asst	5, 4x, last vs. Vanderbilt, 2/15/15
Min	24 at Ole Miss, 2/1/15

Tiffany Davis

Pts	11 vs. Ole Miss, 1/30/14
FG	3 vs. Savannah State, 12/28/13
FGA	6 vs. SC State, 12/22/13
FG %	1.000 (3-3) vs. Savannah St, 12/28/13
3FG	2, 3x, last vs. Ole Miss, 1/30/14
3FGA	5 vs. Winthrop, 12/20/13
3FG %	1.000 (2-2), 3x, last vs. Ole Miss, 1/30/14
FT	4 at Tennessee, 3/2/14
FTA	4 at Tennessee, 3/2/14
FT %	1.000 (4-4) at Tennessee, 3/2/14
Reb	6 at Arkansas, 1/2/14
Off Reb	2 vs. Arkansas, 2/9/14
Stl	5 vs. Elon, 11/9/12
Asst	3, 4x, last vs. SC St., 12/22/13
Min	30 at Arkansas, 1/2/14

Asia Dozier

Pts	16, 2x, at San Diego St., 11/23/13
FG	6, 2x, last at Alabama, 1/8/15
FGA	13 at San Diego St., 11/23/13
FG %	1.00 (4-4) at Kentucky, 2/14/13
3FG	4 at San Diego State, 11/23/13
3FGA	10 at San Diego St., 11/23/13
3FG %	1.000 (2-2), 2x, last vs. Savannah St, 12/28/13
FT	4, 2x, last vs. Oregon St., 3/25/14
FTA	7 vs. Elon, 11/9/12
FT %	1.000 (4-4) vs. Oregon State, 3/25/14
Reb	10 vs. Elon, 11/9/12
Off Reb	4 vs. Elon, 11/9/12
Blk	3 at Kentucky, 3/1/15
Stl	2, 8x, last vs. LSU, 3/7/15
Asst	6, 2x, last vs. Georgia, 3/7/14
Min	40 at Arkansas, 1/2/14

Kaydra Duckett

Pts	2, 2x, last vs. Savannah State, 12/14/14
FGA	3 vs. Savannah State, 12/14/14
FT	2 vs. Savannah State, 12/14/14
FTA	2 vs. Savannah State, 12/14/14
FT %	1.000 (2-2) vs. Savannah State, 12/14/14
Reb	4 vs. Savannah State, 12/14/14
Stl	1, 3x, last at UConn, 2/9/15
Asst	1, 2x, last vs. Savannah State, 12/14/14
Blk	1, 2x, last vs. Central Michigan, 12/20/14
Min	7 vs. Savannah State, 12/14/14

India Farmer

Pts	3, 2x, last vs. Alabama, 1/19/14
FG	1, 2x, last vs. Alabama, 1/19/14
FGA	3 vs. NC Central, 12/2/13
FG %	.333 (1-3) vs. NC Central, 12/2/13
3FG	1, 2x, last vs. Alabama, 1/19/14
3FGA	2 vs. NC Central, 12/2/13
3FG %	.500 (1-2) vs. NC Central, 12/2/13
FT	2 at Florida, 1/19/15
FTA	2, 2x, last, at Florida, 1/19/15
FT %	1.000 (2-2) at Florida, 1/19/15
Reb	3 vs. NC Central, 12/2/13
Off Reb	1, 3x, last vs. Clemson, 11/20/14
Min	11 vs. NC Central, 12/2/13

Olivia Gaines

Pts	9 vs. Mississippi State, 2/26/15
FG	4 vs. Mississippi State, 2/26/15
FGA	5, 2x, last vs. Mississippi State, 2/26/15
FG %	1.000 (2-2) at Texas A&M, 1/16/14
FT	3 vs. Arkansas, 2/9/14
FTA	3 vs. Arkansas, 2/9/14
FT %	1.000 (3-3) vs. Arkansas, 2/9/14
Reb	5, 2x, last vs. Clemson, 11/20/14
Off Reb	3, 2x, last vs. Clemson, 11/20/14
Stl	3, 2x, last vs. Liberty, 12/21/14
Asst	5 vs. Charleston Sthrn., 11/8/13
Min	23 vs. Alabama, 1/19/14

Elem Ibiam

Pts	21 vs. Savannah State, 12/14/14
FG	8 vs. Alabama, 3/7/13
FGA	14 at Charlotte, 12/8/13
FG %	1.000 (7-7), 2x, last vs. Charlotte, 12/4/14
FT	7 vs. Savannah State, 12/14/14
FTA	10 vs. Louisiana Tech, 11/10/13
FT %	1.00 (4-4), 2x, last vs. Mississippi State, 2/26/15
Reb	12, 2x, last vs. Central Michigan, 12/20/14
Off Reb	6, 2x, last vs. Central Michigan, 12/20/14
Def Reb	10 at Texas A&M, 1/16/14
Blk	7 at Mississippi State, 2/6/14
Stl	2, 5x, last vs. North Carolina, 12/18/13
Asst	3 vs. South Dakota St., 3/23/13
Min	34 at Texas A&M, 1/16/14

Tiffany Mitchell

Pts	25 vs. Georgia, 2/27/14
FG	8, 5x, last vs. Vanderbilt, 2/15/15
FGA	17 vs. Tennessee, 1/3/13
FG %	.857 (6-7) vs. Savannah State, 12/14/14
3FG	6, 2x, last at Hampton, 12/17/14
3FGA	8, 2x, last at Hampton, 12/17/14
3FG %	1.000 (6-6) vs. San Diego State, 11/23/14
FT	13 vs. CSU Northridge, 3/23/14
FTA	17 vs. CSU Northridge, 3/23/14
FT %	1.000 (10-10) vs. Georgia, 2/27/14
Reb	11, 5x, last at Arkansas, 1/2/14
Off Reb	6 at Florida, 1/20/13
Blk	3 at Arkansas, 2/19/15
Stl	7 vs. NC Central, 12/1/14
Asst	9 at San Diego State, 11/23/13
Min	40 vs. Syracuse, 11/28/14

Tina Roy

Pts	15, 2x, last vs. LSU, 3/7/15
FG	5, 4x, last vs. LSU, 3/7/15
FGA	12 vs. Georgia, 3/2/12
FG %	1.000 (4-4) at Alabama, 1/8/15
3FG	5, 2x, last vs. LSU, 3/7/15
3FGA	10 vs. LSU 3/7/15
3FG %	1.000 (3-3) at Alabama, 1/8/15
FT	4 at Southern Cal, 11/25/13
FTA	4, 4x, last vs. Georgia, 2/27/14
FT %	1.000 (4-4) at Southern Cal, 11/25/13
Reb	8 at Mississippi State, 2/6/14
Off Reb	3, 2x, last vs. CSU Northridge, 3/23/14
Stl	3 vs. Southern Cal, 11/15/14
Asst	10 vs. Savannah State, 12/14/14
Min	31 vs. Vanderbilt, 1/5/14

Khadijah Sessions

Pts	19 vs. Auburn, 2/3/13
FG	6, 2x, last vs. Seton Hall, 11/17/13
FGA	15 at Missouri, 2/28/13
FG %	.833 (5-6) vs. LSU, 2/12/15
3FG	3, 4x, last vs. LSU, 3/7/15
3FGA	6, 3x, last vs. Kentucky, 1/11/15
3FG %	1.00 (3-3) at Kentucky, 2/20/14
FT	8 vs. Auburn, 2/3/13
FTA	12 vs. Missouri, 2/2/14
FT %	1.00 (5-5) at Kentucky, 2/20/14
Reb	6 vs. Clemson, 11/20/14
Off Reb	3 at Missouri, 2/28/13
Stl	4, 9x, last at Arkansas, 2/19/15
Asst	8 vs. NC Central, 12/1/14
Min	37 at Southern Cal, 11/25/13

Aleighsa Welch

Pts	23 vs. N. Carolina, 12/18/13
FG	10 at Kentucky, 2/20/14
FGA	19 at Tennessee, 3/2/14
FG %	1.000 (6-6), 2x, last vs. Auburn, 1/2/15
FT	10 at Xavier, 11/30/11
FTA	15 at Xavier, 11/30/11
FT %	1.00 (4-4) at Seton Hall, 12/2/12
Reb	17 vs. C. of Charleston, 11/14/13
Off Reb	9, 2x, last vs. Tennessee, 2/23/15
Def Reb	10, 2x, last at Missouri, 1/15/15
Blk	5, 2x, last at Kentucky, 2/20/14
Stl	3, 4x, last at Clemson, 11/20/13
Asst	5, 2x, last vs. LSU, 2/12/15
Min	43 at Texas A&M, 1/6/14

Jatarie White

Pts	11 vs. Clemson, 11/20/14
FG	5 vs. Clemson, 11/20/14
FGA	12 vs. Clemson, 11/20/14
FG %	.600 (3-5) vs. San Diego State, 11/23/14
FT	2 vs. Wisconsin, 11/27/14
FTA	4 at Florida, 1/19/15
FT %	.667 (2-3) vs. Wisconsin, 11/27/14
Reb	7 at Georgia, 2/5/15
Off Reb	3, 2x, last vs. Kentucky, 1/11/15
Def Reb	7 at Georgia, 2/5/15
Blk	2 at Georgia, 2/5/15
Asst	2, 2x, last vs. LSU, 2/12/15
Min	22 vs. San Diego St., 11/23/14

A'ja Wilson

Pts	26 vs. LSU, 2/12/15
FG	8, 2x, last vs. Savannah State, 12/14/14
FGA	17 vs. Auburn, 1/2/15
FG %	.800 (8-10) vs. Savannah State, 12/14/14
FT	11 vs. LSU, 2/12/15
FTA	15 vs. LSU, 2/12/15
FT %	1.00 (5-5) vs. Mississippi State, 2/26/15
Reb	19 at Kentucky, 3/1/15
Off Reb	5, 3x, last at Kentucky, 3/1/15
Def Reb	14 at Kentucky, 3/1/15
Blk	6 at Kentucky, 3/1/15
Stl	3, 4x, last vs. Central Michigan, 12/20/14
Asst	3, 3x, last at Alabama, 1/29/15
Min	33 at Kentucky, 3/1/15



2014-15 South Carolina Basketball
South Carolina Combined Team Statistics (as of Mar 08, 2015)
All games



RECORD:	OVERALL	HOME	AWAY	NEUTRAL
ALL GAMES	30-2	14-0	9-2	7-0
CONFERENCE	15-1	8-0	7-1	0-0
NON-CONFERENCE	15-1	6-0	2-1	7-0

#	Player	gp-gs	min	avg	Total		3-Point		F-Throw		Rebounds			avg	pf	dq	a	to	blk	stl	pts	avg
					fg-fga	fg%	3fg-fga	3fg%	ft-fa	ft%	off	def	tot									
25	MITCHELL, Tiffany	32-32	940	29.4	163-323	.505	52-121	.430	84-100	.840	24	74	98	3.1	54	1	85	67	9	60	462	14.4
22	WILSON, A'ja	32-1	653	20.4	155-296	.524	1-3	.333	113-174	.649	71	146	217	6.8	62	1	30	56	58	31	424	13.3
41	COATES, Alaina	31-5	643	20.7	115-213	.540	0-0	.000	99-140	.707	92	160	252	8.1	51	0	24	43	45	18	329	10.6
24	WELCH, Aleighsa	32-32	837	26.2	132-236	.559	0-1	.000	26-62	.419	93	112	205	6.4	53	2	61	52	36	17	290	9.1
33	IBIAM, Elem	32-32	549	17.2	85-153	.556	0-0	.000	42-58	.724	49	81	130	4.1	68	1	10	39	33	8	212	6.6
01	CUEVAS, Bianca	32-0	460	14.4	62-171	.363	15-64	.234	35-45	.778	13	32	45	1.4	41	1	56	48	4	38	174	5.4
23	ROY, Tina	31-0	489	15.8	52-131	.397	40-101	.396	2-4	.500	8	49	57	1.8	18	0	74	33	5	7	146	4.7
05	SESSIONS, Khadijah	32-31	729	22.8	52-132	.394	18-58	.310	22-44	.500	21	58	79	2.5	52	0	98	45	4	59	144	4.5
31	DOZIER, Asia	32-25	522	16.3	47-120	.392	23-77	.299	6-9	.667	2	32	34	1.1	23	0	53	29	6	18	123	3.8
40	WHITE, Jatarie	18-0	163	9.1	18-47	.383	0-0	.000	7-12	.583	14	26	40	2.2	17	0	6	13	4	5	43	2.4
15	DAVIS, Tiffany	14-0	77	5.5	5-13	.385	4-11	.364	6-9	.667	4	11	15	1.1	5	0	7	9	0	0	20	1.4
02	GAINES, Olivia	30-2	257	8.6	17-47	.362	2-5	.400	6-8	.750	11	20	31	1.0	25	0	26	14	1	18	42	1.4
00	FARMER, India	14-0	35	2.5	0-3	.000	0-2	.000	4-6	.667	4	3	7	0.5	1	0	0	1	0	1	4	0.3
03	DUCKETT, Kaydra	18-0	46	2.6	1-11	.091	0-1	.000	2-4	.500	4	6	10	0.6	4	0	2	1	2	3	4	0.2
Team											62	68	130		1		11					
Total.....		32	6400		904-1896	.477	155-444	.349	454-675	.673	472	878	1350	42.2	475	6	532	461	207	283	2417	75.5
Opponents.....		32	6400		627-1817	.345	123-442	.278	305-460	.663	378	635	1013	31.7	632	18	303	536	94	218	1682	52.6

TEAM STATISTICS	SC	OPP	Date	Opponent	Score	Att.	
SCORING	2417	1682	11/15/14	SOUTHERN CAL	w 70-61	10057	
Points per game	75.5	52.6	11/20/14	CLEMSON	w 99-41	11012	
Scoring margin	+23.0	-	11/23/14	SAN DIEGO STATE	w 89-38	10301	
FIELD GOALS-ATT	904-1896	627-1817	@ 11/27/14	vs Wisconsin	w 67-44	167	
Field goal pct	.477	.345	@ 11/28/14	vs #22/22 Syracuse	w 67-63	342	
3 POINT FG-ATT	155-444	123-442	12/01/14	NC CENTRAL	w 90-26	8823	
3-point FG pct	.349	.278	12/04/14	CHARLOTTE	w 82-61	9629	
3-pt FG made per game	4.8	3.8	12/07/14	at #9/8 Duke	w 51-50	6004	
FREE THROWS-ATT	454-675	305-460	12/14/14	SAVANNAH STATE	w 111-49	9605	
Free throw pct	.673	.663	12/17/14	at Hampton	w 69-49	4000	
F-Throws made per game	14.2	9.5	< 12/20/14	vs Central Michigan	w 80-45	2858	
REBOUNDS	1350	1013	< 12/21/14	vs Liberty	w 84-44	2659	
Rebounds per game	42.2	31.7	* 01/02/15	AUBURN	w 77-58	16465	
Rebounding margin	+10.5	-	* 01/04/15	at LSU	w 75-51	3438	
ASSISTS	532	303	* 01/08/15	at Alabama	w 102-59	2454	
Assists per game	16.6	9.5	* 01/11/15	#10/11 KENTUCKY	w 68-60	17156	
TURNOVERS	461	536	* 01/15/15	at Mizzou	w 60-49	1440	
Turnovers per game	14.4	16.8	* 01/19/15	at Florida	w 77-42	1503	
Turnover margin	+2.3	-	* 01/26/15	#12/10 TEXAS A&M	w 79-61	13546	
Assist/turnover ratio	1.2	0.6	* 01/29/15	ALABAMA	w 85-54	11927	
STEALS	283	218	* 02/01/15	at Ole Miss	w 77-59	1935	
Steals per game	8.8	6.8	* 02/05/15	at #22/21 Georgia	w 58-35	4896	
BLOCKS	207	94	02/09/15	at #2/2 Connecticut	L 62-87	10167	
Blocks per game	6.5	2.9	* 02/12/15	LSU	w 86-62	12342	
ATTENDANCE	175555	66927	* 02/15/15	VANDERBILT	w 89-59	15255	
Home games-Avg/Game	14-12540	11-4084	* 02/19/15	at Arkansas	w 73-56	1531	
Neutral site-Avg/Game	-	7-3143	* 02/23/15	#6/6 TENNESSEE	w 71-66	14390	
Score by Periods	1st	2nd	Totals	* 02/26/15	#11/13 MISS. STATE	w 69-50	15047
South Carolina	1174	1243	2417	* 03/01/15	at #13/15 Kentucky	L 56-67	7560
Opponents	794	888	1682	^ 03/06/15	vs Arkansas	w 58-36	4630
				^ 03/07/15	vs LSU	w 74-54	5524
				^ 03/08/15	vs #5/5 Tennessee	w 62-46	5819

* = SEC game
 @ = Junknook Jam (Freeport, Bahamas)



2014-15 South Carolina Basketball
South Carolina Combined Team Statistics (as of Mar 01, 2015)
Conference games



RECORD:	OVERALL	HOME	AWAY	NEUTRAL
ALL GAMES	15-1	8-0	7-1	0-0
CONFERENCE	15-1	8-0	7-1	0-0
NON-CONFERENCE	0-0	0-0	0-0	0-0

#	Player	gp-gs	min	avg	Total		3-Point		F-Throw		Rebounds				pf	dq	a	to	blk	stl	pts	avg								
					fg-fga	fg%	3fg-fga	3fg%	ft-fga	ft%	off	def	tot	avg																
25	MITCHELL, Tiffany	16-16	483	30.2	85-175	.486	17-52	.327	47-55	.855	13	38	51	3.2	26	1	40	31	7	32	234	14.6								
22	WILSON, A'ja	16-0	329	20.6	78-158	.494	1-3	.333	61-93	.656	40	79	119	7.4	35	1	17	33	32	10	218	13.6								
41	COATES, Alaina	15-0	315	21.0	49-94	.521	0-0	.000	57-77	.740	46	74	120	8.0	33	0	11	25	25	12	155	10.3								
24	WELCH, Aleighsa	16-16	408	25.5	57-98	.582	0-0	.000	9-28	.321	43	67	110	6.9	29	1	29	29	18	6	123	7.7								
01	CUEVAS, Bianca	16-0	249	15.6	36-98	.367	8-29	.276	28-35	.800	10	21	31	1.9	21	1	25	31	2	18	108	6.8								
33	IBIAM, Elem	16-16	264	16.5	38-70	.543	0-0	.000	18-19	.947	16	36	52	3.3	39	1	3	18	11	4	94	5.9								
23	ROY, Tina	16-0	237	14.8	27-61	.443	22-51	.431	2-4	.500	2	19	21	1.3	8	0	26	17	2	2	78	4.9								
05	SESSIONS, Khadijah	16-16	378	23.6	29-63	.460	9-27	.333	11-25	.440	10	33	43	2.7	30	0	47	30	2	31	78	4.9								
31	DOZIER, Asia	16-15	257	16.1	22-63	.349	12-44	.273	4-5	.800	1	23	24	1.5	14	0	20	17	5	7	60	3.8								
02	GAINES, Olivia	14-1	138	9.9	11-20	.550	2-4	.500	4-6	.667	4	7	11	0.8	15	0	12	6	0	6	28	2.0								
15	DAVIS, Tiffany	6-0	27	4.5	3-5	.600	3-5	.600	3-4	.750	1	7	8	1.3	2	0	2	4	0	0	12	2.0								
40	WHITE, Jatarie	8-0	81	10.1	4-18	.222	0-0	.000	4-8	.500	8	13	21	2.6	10	0	2	9	3	1	12	1.5								
00	FARMER, India	5-0	12	2.4	0-1	.000	0-0	.000	2-2	1.000	1	1	2	0.4	1	0	0	0	0	1	2	0.4								
03	DUCKETT, Kaydra	9-0	22	2.4	0-5	.000	0-1	.000	0-2	.000	1	2	3	0.3	1	0	0	0	0	0	0	0.0								
Team											30	29	59												4					
Total.....		16	3200		439-929	.473	74-216	.343	250-363	.689	226	449	675	42.2	264	5	234	254	107	130	1202	75.1								
Opponents.....		16	3200		333-949	.351	58-225	.258	164-247	.664	200	316	516	32.2	338	12	146	255	43	123	888	55.5								

TEAM STATISTICS	SC	OPP	Date	Opponent	Score	Att.
SCORING	1202	888	* 01/02/15	AUBURN	w 77-58	16465
Points per game	75.1	55.5	* 01/04/15	at LSU	w 75-51	3438
Scoring margin	+19.6	-	* 01/08/15	at Alabama	w 102-59	2454
FIELD GOALS-ATT	439-929	333-949	* 01/11/15	#10/11 KENTUCKY	w 68-60	17156
Field goal pct	.473	.351	* 01/15/15	at Mizzou	w 60-49	1440
3 POINT FG-ATT	74-216	58-225	* 01/19/15	at Florida	w 77-42	1503
3-point FG pct	.343	.258	* 01/26/15	#12/10 TEXAS A&M	w 79-61	13546
3-pt FG made per game	4.6	3.6	* 01/29/15	ALABAMA	w 85-54	11927
FREE THROWS-ATT	250-363	164-247	* 02/01/15	at Ole Miss	w 77-59	1935
Free throw pct	.689	.664	* 02/05/15	at #22/21 Georgia	w 58-35	4896
F-Throws made per game	15.6	10.3	* 02/12/15	LSU	w 86-62	12342
REBOUNDS	675	516	* 02/15/15	VANDERBILT	w 89-59	15255
Rebounds per game	42.2	32.2	* 02/19/15	at Arkansas	w 73-56	1531
Rebounding margin	+9.9	-	* 02/23/15	#6/6 TENNESSEE	w 71-66	14390
ASSISTS	234	146	* 02/26/15	#11/13 MISS. STATE	w 69-50	15047
Assists per game	14.6	9.1	* 03/01/15	at #13/15 Kentucky	L 56-67	7560
TURNOVERS	254	255	* = SEC game			
Turnovers per game	15.9	15.9	@ = Junkanoo Jam (Freeport, Bahamas)			
Turnover margin	+0.1	-	< = Subway Classic (Minneapolis)			
Assist/turnover ratio	0.9	0.6				
STEALS	130	123				
Steals per game	8.1	7.7				
BLOCKS	107	43				
Blocks per game	6.7	2.7				
ATTENDANCE	116128	24757				
Home games-Avg/Game	8-14516	8-3095				
Neutral site-Avg/Game	-	0-0				

Score by Periods	1st	2nd	Totals
South Carolina	591	611	1202
Opponents	403	485	888



2014-15 South Carolina Basketball
South Carolina Combined Team Statistics (as of Mar 08, 2015)
Ranked



RECORD:	OVERALL	HOME	AWAY	NEUTRAL
ALL GAMES	8-2	4-0	2-2	2-0
CONFERENCE	5-1	4-0	1-1	0-0
NON-CONFERENCE	3-1	0-0	1-1	2-0

#	Player	gp-gs	min	avg	Total			3-Point			F-Throw			Rebounds			pts	avg					
					fg-fga	ft-ftr	trf	fg-fga	3fg-fga	ft-ftr	off	def	tot	avg	pf	dq			a	b	blk	stl	
25	MITCHELL, Tiffany	10-10	347	34.7	49-115	.426	12-36	.333	41-49	.837	14	33	47	19	31	15	1	12	151	15.1			
22	WILSON, A'ja	10-0	207	20.7	42-95	.442	0-1	0.000	29-50	.580	25	49	74	74	29	1	6	24	21	6	113	11.3	
24	WELCH, Aleighsa	10-10	302	30.2	48-97	.495	0-0	0.000	17-17	.412	41	45	86	86	19	1	15	17	14	5	103	10.3	
41	COATES, Alaina	9-1	178	19.8	18-46	.391	0-0	0.000	19-30	.633	26	33	59	66	18	0	7	8	8	9	55	6.1	
05	SESSIONS, Khadijah	10-10	269	26.9	18-52	.346	9-26	.346	6-16	.375	5	16	21	17	0	24	17	2	13	51	5.1		
33	IBIAM, Elem	10-10	167	16.7	21-45	.467	0-0	0.000	8-9	.889	14	19	33	33	24	1	3	14	7	2	90	5.0	
23	ROY, Tina	10-0	132	13.2	12-40	.300	10-29	.345	1-2	.500	3	11	14	14	8	13	7	1	5	35	3.5		
31	DOZIER, Asia	10-8	166	16.6	12-38	.316	5-23	.217	3-5	.600	1	16	17	17	7	0	8	12	5	32	3.2		
01	CUEVAS, Bianca	10-0	111	11.1	13-47	.277	3-13	.231	1-3	.333	2	8	10	10	14	1	6	16	1	7	30	3.0	
02	GAINES, Olivia	8-1	56	7.0	6-13	.462	2-3	.667	0-0	0.000	1	4	5	0	2	3	0	4	14	1.8	1.8		
15	DAVIS, Tiffany	2-0	5	2.5	0-1	.000	0-1	.000	2-2	1.000	0	2	2	0	0	0	0	0	2	1.0	1.0		
40	WHITE, Jatarone	7-0	50	7.1	3-12	.250	0-0	0.000	1-2	.500	3	7	10	14	6	0	4	3	0	7	1.0		
03	DUCKETT, Kaydra	5-0	9	1.8	0-2	.000	0-0	0.000	0-2	.000	1	1	2	0	0	0	0	0	1	0	0.0		
00	FARMER, India	1-0	1	1.0	0-0	.000	0-0	0.000	0-0	0.000	0	0	0	0	0	0	0	0	0	0	0.0		
Team																							
Total.....		10	2000	242-603	401	41-132	311	118-187	631	158	263	421	421	169	5	115	141	63	64	643	64.3		
Opponents.....		10	2000	211-587	359	44-156	282	119-169	704	135	237	372	372	176	1	107	140	42	64	585	58.5		

TEAM STATISTICS	SC	OPP	Date	Opponent	Score	Att.
SCORING	643	585	@ 11/28/14	vs #22/22 Syracuse	w 67-63	342
Points per game	64.3	58.5	12/07/14	at #9/8 Duke	w 51-50	6004
Scoring margin	+5.8	-	01/11/15	#10/11 KENTUCKY	w 68-60	17156
FIELD GOALS-ATT	242-603	211-587	01/26/15	#12/10 TEXAS A&M	w 79-61	13546
Field goal pct	.401	.359	02/05/15	at #22/21 Georgia	w 58-35	4896
3 POINT FG-ATT	41-132	44-156	02/09/15	at #22 Connecticut	L 62-87	10167
3-point FG pct	.311	.282	02/23/15	#6/6 TENNESSEE	w 71-66	14390
3-pt FG made per game	4.1	4.4	02/26/15	#11/13 MISS. STATE	w 69-50	15047
FREE THROWS-ATT	118-187	119-169	03/01/15	at #13/15 Kentucky	L 56-67	7560
Free throw pct	.631	.704	03/08/15	vs #5/5 Tennessee	w 62-46	5819
F-Throws made per game	11.8	11.9	* = SEC game			
REBOUNDS	421	372	@ = Junkanoo Jam (Freeport, Bahamas)			
Rebounds per game	42.1	37.2	< = Subway Classic (Minneapolis)			
Rebounding margin	+4.9	-	^ = SEC Tournament (N. Little Rock, Ark.)			
ASSISTS	115	107				
Assists per game	11.5	10.7				
TURNOVERS	141	140				
Turnovers per game	14.1	14.0				
Turnover margin	-0.1	-				
Assist/turnover ratio	0.8	0.8				
STEALS	64	64				
Steals per game	6.4	6.4				
BLOCKS	63	42				
Blocks per game	6.3	4.2				
ATTENDANCE	60139	34788				
Home games-Avg/Game	4-15035	4-7157				
Neutral site-Avg/Game	-	2-3080				

Score by Period	1st	2nd	Totals
South Carolina	309	334	643
Opponents	298	287	585



2014-15 South Carolina Basketball
South Carolina Combined Team Statistics (as of Mar 08, 2015)
SEC Tournament



RECORD:	OVERALL	HOME	AWAY	NEUTRAL
ALL GAMES	3-0	0-0	0-0	3-0
CONFERENCE	0-0	0-0	0-0	0-0
NON-CONFERENCE	3-0	0-0	0-0	3-0

#	Player	gp-gs	min	avg	Total			3-Point			F-Throw			Rebounds			pts	avg					
					fg-fga	ft-ftr	trf	fg-fga	3fg-fga	ft-ftr	off	def	tot	avg	pf	dq			a	b	blk	stl	
25	MITCHELL, Tiffany	3-3	92	30.7	11-28	.393	4-13	.308	7-7	1.000	1	9	10	3.3	6	0	5	9	1	33	11.0		
41	COATES, Alaina	3-0	62	20.7	15-23	.652	0-0	0.000	4-7	1.000	9	15	24	8.0	3	0	1	4	2	31	10.3		
24	WELCH, Aleighsa	3-3	99	33.0	14-30	.467	0-0	0.000	3-5	.600	10	12	22	7.3	4	0	6	2	4	4	31	10.3	
22	WILSON, A'ja	3-0	53	17.7	10-15	.667	0-0	0.000	6-9	.667	3	11	14	4.7	4	0	1	5	9	0	26	8.7	
23	ROY, Tina	3-0	64	21.3	7-19	.368	5-14	.357	0-0	0.000	2	5	7	2.3	1	0	11	3	1	0	19	6.3	
33	IBIAM, Elem	3-3	50	16.7	6-14	.429	0-0	0.000	6-10	.600	5	9	14	4.7	4	0	5	7	1	18	6.0		
05	SESSIONS, Khadijah	3-3	68	22.7	5-12	.417	3-5	.600	1-3	.333	1	5	6	2.0	7	0	9	2	1	14	4.7		
31	DOZIER, Asia	3-3	54	18.0	4-8	.500	0-3	.000	0-0	0.000	0	3	3	1.0	4	0	3	2	0	3	8	2.7	
01	CUEVAS, Bianca	3-0	26	8.7	3-9	.333	0-4	.000	2-2	1.000	0	0	0	0.0	2	0	8	3	0	1	8	2.7	
02	GAINES, Olivia	3-0	24	8.0	2-6	.333	0-0	0.000	0-0	0.000	0	3	3	1.0	1	0	4	2	1	2	4	1.3	
15	DAVIS, Tiffany	3-0	6	2.0	1-1	.000	0-0	0.000	0-0	0.000	1	1	2	0.7	0	0	1	1	1	1	2	0.7	
40	FARMER, India	1-0	1	1.0	0-0	.000	0-0	0.000	0-0	0.000	0	0	0	0.0	0	0	0	0	0	0	0.0		
03	DUCKETT, Kaydra	1-0	1	1.0	0-0	.000	0-0	0.000	0-0	0.000	0	0	0	0.0	0	0	0	0	0	0	0.0		
Team																							
Total.....		3	600	78-165	473	12-39	308	26-37	703	37	62	81	118	39.3	36	0	49	29	26	18	194	64.7	
Opponents.....		3	600	49-163	301	14-39	359	24-41	585	37	52	89	29.7	42	1	30	34	6	15	136	45.3		

TEAM STATISTICS	SC	OPP	Date	Opponent	Score	Att.
SCORING	194	136	@ 03/06/15	vs Arkansas	w 58-36	4630
Points per game	64.7	45.3	@ 03/07/15	vs LSU	w 74-54	5524
Scoring margin	+19.3	-	@ 03/08/15	vs #5/5 Tennessee	w 62-46	5819
FIELD GOALS-ATT	78-165	49-163	* = SEC game			
Field goal pct	.473	.301	@ = Junkanoo Jam (Freeport, Bahamas)			
3 POINT FG-ATT	12-39	14-39	< = Subway Classic (Minneapolis)			
3-point FG pct	.308	.359	^ = SEC Tournament (N. Little Rock, Ark.)			
3-pt FG made per game	4.0	4.7				
FREE THROWS-ATT	26-37	24-41				
Free throw pct	.703	.585				
F-Throws made per game	8.7	8.0				
REBOUNDS	118	89				
Rebounds per game	39.3	29.7				
Rebounding margin	+9.7	-				
ASSISTS	49	30				
Assists per game	16.3	10.0				
TURNOVERS	39	34				
Turnovers per game	13.0	11.3				
Turnover margin	-1.7	-				
Assist/turnover ratio	1.3	0.9				
STEALS	18	15				
Steals per game	6.0	5.0				
BLOCKS	6	6				
Blocks per game	2.0	2.0				
ATTENDANCE	0	15973				
Home games-Avg/Game	0-0	0-0				
Neutral site-Avg/Game	-	3-5324				

Score by Period	1st	2nd	Totals
South Carolina	87	107	194
Opponents	74	62	136



2014-15 South Carolina Basketball
#2/2 South Carolina Combined Team Statistics (as of Feb 27, 2015)
Home games



RECORD:	OVERALL	HOME	AWAY	NEUTRAL
ALL GAMES	14-0	14-0	0-0	0-0
CONFERENCE	8-0	8-0	0-0	0-0
NON-CONFERENCE	6-0	6-0	0-0	0-0

#	Player	gp-gs	min	avg	Total			3-Point			F-Throw			Rebounds			pts	avg				
					fg-fga	ft-ftr	trf	fg-fga	3fg-fga	ft-ftr	off	def	tot	avg	pf	dq			a	b	blk	stl
22	WILSON, A'ja	14-1	284	20.3	74-144	.514	1-1	1.000	66-91	.725	34	66	90	6.4	23	0	16	18	21	14	215	15.4
25	MITCHELL, Tiffany	14-14	398	28.4	71-138	.514	15-39	.385	50-57	.877	11	27	38	2.7	18							



2014-15 South Carolina Basketball
South Carolina Points-Rebounds-Assists (as of Mar 08, 2015)
All games



Opponent	Date	Score	00		01		02		03		05		15		22	
			FARMER,IND	CUEVAS,BIA	GAINES,OLI	DUCKETT,KA	SESSIONS,K	DAVIS,TIFF	WILSON,A'J							
SOUTHERN CAL	11/15/14	70-61	w	DNP	0-1-0	0-0-0	DNP	6-2-2	DNP	4-5-1						
CLEMSON	11/20/14	99-41	w	0-1-0	10-3-2	0-5-2	0-0-1	7-6-4	3-1-2	18-5-0						
SAN DIEGO STATE	11/23/14	89-38	w	1-0-0	11-3-5	0-2-1	DNP	6-0-3	0-2-1	15-9-3						
vs Wisconsin	11/27/14	67-44	w	0-0-0	2-1-1	0-1-3	0-0-0	2-4-2	2-0-0	11-6-1						
vs #22/22 Syracuse	11/28/14	67-63	w	DNP	0-0-0	0-0-0	DNP	5-1-3	DNP	15-10-0						
NC CENTRAL	12/01/14	90-26	w	0-2-0	4-1-5	4-1-0	2-1-0	4-4-8	0-1-1	16-8-1						
CHARLOTTE	12/04/14	82-61	w	0-0-0	0-1-1	0-0-0	0-0-0	6-2-4	DNP	17-3-1						
at #9/8 Duke	12/07/14	51-50	w	DNP	0-0-0	0-0-0	DNP	0-2-2	DNP	10-5-0						
SAVANNAH STATE	12/14/14	111-49	w	1-2-0	9-1-0	2-4-1	2-4-1	4-2-4	3-1-1	23-6-1						
at Hampton	12/17/14	69-49	w	DNP	12-1-1	0-0-0	DNP	2-3-5	0-1-0	12-6-1						
vs Central Michigan	12/20/14	80-45	w	0-0-0	2-1-4	2-2-0	0-1-0	2-2-3	0-0-0	12-5-0						
vs Liberty	12/21/14	84-44	w	0-0-0	6-1-3	2-1-3	0-0-0	0-1-1	0-1-0	17-10-1						
AUBURN	01/02/15	77-58	w	0-1-0	10-0-1	3-1-1	DNP	3-3-4	0-0-0	12-10-1						
at LSU	01/04/15	75-51	w	0-0-0	8-1-2	2-0-3	0-0-0	0-3-0	3-3-2	21-13-2						
at Alabama	01/08/15	102-59	w	0-1-0	7-3-3	2-1-3	0-1-0	2-1-5	4-1-0	11-5-3						
#10/11 KENTUCKY	01/11/15	68-60	w	DNP	2-0-0	DNP	DNP	12-5-2	0-0-0	8-9-1						
at Mizzou	01/15/15	60-49	w	DNP	5-2-1	0-0-0	DNP	7-5-2	DNP	3-4-0						
at Florida	01/19/15	77-42	w	2-0-0	11-2-4	1-2-1	0-0-0	0-3-2	3-2-0	16-9-0						
#12/10 TEXAS A&M	01/26/15	79-61	w	DNP	4-2-1	0-0-0	0-0-0	4-2-2	2-2-0	18-9-1						
ALABAMA	01/29/15	85-54	w	DNP	6-4-5	6-0-0	0-0-0	7-4-4	DNP	17-5-3						
at Ole Miss	02/01/15	77-59	w	0-0-0	21-4-0	0-0-0	0-0-0	7-2-3	DNP	11-6-1						
at #22/21 Georgia	02/05/15	58-35	w	DNP	16-4-2	2-1-1	0-1-0	1-3-2	DNP	4-5-0						
at #2/2 Connecticut	02/09/15	62-87	L	DNP	2-0-1	0-1-0	0-1-0	8-1-1	DNP	10-6-2						
LSU	02/12/15	86-62	w	DNP	8-2-0	0-0-1	DNP	12-0-2	DNP	26-8-0						
VANDERBILT	02/15/15	89-59	w	DNP	4-3-5	0-3-1	0-1-0	3-2-3	DNP	20-5-2						
at Arkansas	02/19/15	73-56	w	DNP	0-0-0	0-0-0	DNP	11-5-7	DNP	14-4-1						
#6/6 TENNESSEE	02/23/15	71-66	w	DNP	0-1-1	DNP	DNP	2-2-4	DNP	8-1-0						
#11/13 MISS. STATE	02/26/15	69-50	w	DNP	2-1-0	9-3-0	DNP	5-2-4	DNP	13-7-1						
at #13/15 Kentucky	03/01/15	56-67	L	DNP	4-2-0	3-0-1	0-0-0	2-1-1	DNP	16-19-1						
vs Arkansas	03/06/15	58-36	w	DNP	4-0-4	0-1-0	DNP	0-3-3	DNP	8-7-1						
vs LSU	03/07/15	74-54	w	DNP	4-0-3	4-2-4	DNP	2-1-3	DNP	7-4-0						
vs #5/5 Tennessee	03/08/15	62-46	w	0-0-0	0-0-1	0-0-0	0-0-0	12-2-3	DNP	11-3-0						

Opponent	Date	Score	23		24		25		31		33		40		41	
			ROY,TINA	WELCH,ALEI	MITCHELL,T	DOZIER,ASI	IBIAM,ELEM	WHITE,JATA	COATES,ALA							
SOUTHERN CAL	11/15/14	70-61	w	9-2-6	10-7-0	18-2-4	0-0-1	5-6-0	0-2-1	18-13-0						
CLEMSON	11/20/14	99-41	w	DNP	17-3-3	15-0-5	3-1-4	3-3-0	11-5-0	12-10-2						
SAN DIEGO STATE	11/23/14	89-38	w	5-3-2	6-3-3	20-2-3	5-0-4	4-2-0	6-6-0	10-5-0						
vs Wisconsin	11/27/14	67-44	w	7-4-2	4-3-2	7-3-3	7-0-4	8-7-0	10-3-2	7-9-0						
vs #22/22 Syracuse	11/28/14	67-63	w	12-2-5	11-5-3	21-8-3	3-0-1	0-3-2	0-0-0	0-1-0						
NC CENTRAL	12/01/14	90-26	w	0-2-3	11-4-2	14-3-4	14-0-1	10-4-0	2-1-0	9-5-1						
CHARLOTTE	12/04/14	82-61	w	9-1-3	10-9-3	9-1-2	0-0-3	16-3-1	DNP	15-13-3						
at #9/8 Duke	12/07/14	51-50	w	0-1-0	8-8-1	7-3-4	11-0-0	8-5-1	DNP	7-10-0						
SAVANNAH STATE	12/14/14	111-49	w	0-7-10	11-8-0	15-2-2	0-0-2	21-4-0	DNP	20-10-1						
at Hampton	12/17/14	69-49	w	0-2-1	4-5-4	20-4-3	3-0-2	4-7-2	DNP	12-13-0						
vs Central Michigan	12/20/14	80-45	w	2-2-4	12-3-2	18-4-2	4-1-3	10-12-1	DNP	16-10-2						
vs Liberty	12/21/14	84-44	w	5-3-1	15-4-3	14-1-2	3-4-4	11-5-0	DNP	11-6-2						
AUBURN	01/02/15	77-58	w	3-1-2	12-6-0	7-1-4	5-0-4	11-2-0	DNP	11-14-0						
at LSU	01/04/15	75-51	w	6-1-4	6-5-1	17-4-2	3-0-1	2-4-1	DNP	7-4-0						
at Alabama	01/08/15	102-59	w	11-2-1	10-2-1	16-1-3	15-2-2	4-3-0	DNP	20-3-1						
#10/11 KENTUCKY	01/11/15	68-60	w	2-1-1	9-11-2	19-5-4	5-4-2	8-4-0	0-3-0	3-6-0						
at Mizzou	01/15/15	60-49	w	0-1-1	8-14-1	19-6-1	3-3-0	0-3-0	0-2-0	15-7-0						
at Florida	01/19/15	77-42	w	5-1-3	6-2-4	18-0-1	2-0-0	4-3-0	3-3-0	6-13-1						
#12/10 TEXAS A&M	01/26/15	79-61	w	5-1-2	12-7-0	16-2-3	0-1-1	6-3-0	DNP	12-11-3						
ALABAMA	01/29/15	85-54	w	5-1-1	8-1-1	11-4-2	5-1-3	6-4-0	DNP	14-10-1						
at Ole Miss	02/01/15	77-59	w	1-1-1	6-5-2	11-5-1	0-1-2	10-1-1	DNP	10-10-1						
at #22/21 Georgia	02/05/15	58-35	w	6-2-0	2-14-2	14-3-3	0-4-0	8-3-0	5-7-0	DNP						
at #2/2 Connecticut	02/09/15	62-87	L	0-0-0	17-11-0	17-4-3	2-1-1	0-3-0	0-0-0	6-3-1						
LSU	02/12/15	86-62	w	9-2-2	6-9-5	11-2-4	2-0-1	6-4-0	0-2-2	6-8-1						
VANDERBILT	02/15/15	89-59	w	9-2-4	6-9-1	20-3-1	0-0-1	9-4-1	4-4-0	14-3-1						
at Arkansas	02/19/15	73-56	w	6-2-2	2-3-3	15-0-2	9-2-1	2-3-0	DNP	14-11-0						
#6/6 TENNESSEE	02/23/15	71-66	w	0-1-0	19-14-2	16-7-4	7-3-1	12-8-0	DNP	7-6-1						
#11/13 MISS. STATE	02/26/15	69-50	w	0-0-1	4-6-1	16-4-2	4-1-1	6-1-0	0-0-0	10-7-1						
at #13/15 Kentucky	03/01/15	56-67	L	10-2-1	7-2-3	8-4-3	0-2-0	0-2-0	0-0-0	6-7-0						
vs Arkansas	03/06/15	58-36	w	4-2-4	6-4-2	12-3-1	6-2-1	7-9-0	0-1-0	11-8-0						
vs LSU	03/07/15	74-54	w	15-1-4	11-10-3	4-0-2	2-0-1	9-4-0	0-1-1	16-8-0						
vs #5/5 Tennessee	03/08/15	62-46	w	0-4-3	14-8-1	17-7-2	0-1-1	2-1-0	2-0-0	4-8-1						



2014-15 South Carolina Basketball
 South Carolina Team Game-by-Game Comparison (as of Mar 08, 2015)
 All games



Opponent	1st	2nd	Score	Mar	Total FG	FG Pct	3-Pointers	3FG Pct	Free Throws	FT Pct	Rebounds	Assist	T/Over	Block	Steal	Fouls
SOUTHERN CAL	27/24	43/37	70-61	+9	23-50/21-63	.460/.333	5-15/3-10	.333/.300	19-27/16-20	.704/.800	43/34	15/9	19/15	10/2	9/10	18/23
CLEMSON	45/21	54/20	99-41	+58	38-72/17-53	.528/.321	8-15/4-17	.533/.235	15-22/3-6	.682/.500	50/28	25/8	7/18	6/8	9/4	7/19
SAN DIEGO STATE	51/16	38/22	89-38	+51	33-65/14-49	.508/.286	9-19/6-14	.474/.429	14-20/4-8	.700/.500	40/33	25/8	10/29	1/2	18/7	7/19
Wisconsin	31/18	36/26	67-44	+23	28-64/13-46	.438/.283	3-12/4-11	.250/.364	8-14/14-22	.571/.636	41/34	20/10	10/19	7/1	12/1	16/16
#22/22 Syracuse	31/35	36/28	67-63	+4	23-64/22-58	.359/.379	9-28/7-23	.346/.304	12-20/12-18	.600/.667	35/50	17/15	5/16	4/1	4/3	19/21
NC CENTRAL	39/16	51/10	90-26	+64	35-58/10-45	.603/.222	5-13/2-10	.385/.200	15-22/4-10	.682/.400	40/23	26/2	13/28	8/1	2/17	11/22
CHARLOTTE	46/28	36/33	82-61	+21	30-54/24-53	.556/.453	4-13/3-8	.308/.375	18-26/10-13	.692/.769	37/20	21/16	15/18	7/3	7/9	14/23
#9/8 Duke	17/21	34/29	51-50	+1	20-53/18-57	.377/.316	3-12/4-19	.250/.211	8-16/10-13	.500/.769	36/44	8/8	18/22	5/8	12/8	15/16
SAVANNAH STATE	60/22	51/27	111-49	+62	38-65/21-59	.565/.356	1-8/1-14	.125/.071	34-47/6-11	.723/.545	56/21	23/8	12/20	6/2	1/8	12/31
Hampton	37/25	32/24	69-49	+20	25-55/18-52	.455/.346	9-19/5-17	.474/.294	10-16/8-13	.625/.615	48/21	19/8	18/10	7/1	2/5	19/18
Central Michigan	37/24	43/21	80-45	+35	37-72/18-59	.514/.305	3-17/2-12	.176/.167	3-9/7-9	.333/.778	48/36	21/7	16/23	6/1	14/6	7/12
Liberty	44/20	40/24	84-44	+40	31-64/18-55	.484/.327	5-11/2-12	.455/.167	17-26/6-6	.654/1.000	46/30	20/10	8/18	6/9	10/4	12/21
AUBURN	34/17	43/41	77-58	+19	30-62/21-62	.484/.339	3-11/4-14	.273/.286	14-23/12-14	.609/.857	42/34	17/8	18/16	6/6	8/11	16/26
LSU	37/22	38/29	75-51	+24	27-53/22-64	.509/.344	8-21/1-7	.381/.143	13-18/6-16	.722/.375	42/35	18/4	23/18	7/1	8/13	19/20
Alabama	48/30	54/29	102-59	+43	37-58/19-51	.638/.373	11-21/4-15	.524/.267	17-20/17-22	.850/.773	30/26	22/7	7/17	7/1	8/4	15/15
#10/11 KENTUCKY	35/38	33/22	68-60	+8	23-68/22-67	.338/.328	4-16/4-15	.250/.267	18-26/12-14	.692/.857	55/37	12/11	16/11	10/8	3/10	13/22
Mizzou	25/20	35/29	60-49	+11	21-58/16-54	.362/.296	4-17/7-22	.235/.318	14-23/10-15	.609/.667	51/33	6/6	14/14	5/0	5/7	18/24
Florida	40/17	37/25	77-42	+35	32-54/19-70	.593/.271	4-10/1-15	.400/.067	9-14/3-4	.643/.750	42/35	16/6	16/15	5/2	9/4	13/20
#12/10 TEXAS A&M	39/31	40/30	79-61	+18	27-55/24-62	.491/.387	1-4/3-8	.250/.375	24-30/10-16	.800/.625	43/29	13/11	16/16	7/3	9/8	20/22
ALABAMA	38/21	47/33	85-54	+31	33-58/19-53	.569/.358	2-13/6-18	.154/.333	17-25/10-13	.680/.769	37/22	20/10	19/21	6/1	12/9	16/22
Ole Miss	36/29	41/30	77-59	+18	24-51/23-57	.471/.404	4-9/5-20	.444/.250	25-40/8-22	.625/.364	40/36	12/10	10/16	5/0	7/7	17/32
#22/21 Georgia	30/14	28/21	58-35	+23	22-57/12-58	.386/.207	6-16/2-19	.375/.105	8-18/9-15	.444/.600	50/38	10/5	19/17	10/3	4/7	21/19
#2/2 Connecticut	31/47	31/40	62-87	(25)	26-66/31-56	.394/.554	5-9/8-11	.556/.727	5-10/17-23	.500/.739	37/34	9/18	17/11	1/6	6/8	18/11
LSU	48/20	38/42	86-62	+24	31-59/25-70	.525/.357	7-12/1-7	.583/.143	17-22/11-13	.773/.846	39/36	18/13	21/20	6/4	12/12	13/19
VANDERBILT	46/27	43/32	89-59	+30	31-65/25-52	.477/.481	5-13/2-4	.385/.500	22-26/7-13	.846/.538	43/23	20/12	16/22	2/2	14/7	15/23
Arkansas	38/31	35/25	73-56	+17	25-48/22-54	.521/.407	7-17/6-12	.412/.500	16-20/6-12	.800/.500	34/24	16/12	18/15	1/11	9/7	16/18
Arkansas	36/33	35/33	71-66	+5	30-70/26-60	.429/.433	1-8/3-13	.125/.231	10-14/11-14	.714/.786	46/33	13/10	5/6	3/1	5/2	12/14
#6/6 TENNESSEE	39/26	30/24	69-50	+19	26-51/19-55	.510/.345	1-6/7-23	.167/.304	16-24/5-9	.667/.556	36/30	11/14	16/20	5/4	12/6	15/22
#1/1/3 MISS. STATE	22/27	34/40	56-67	(11)	20-62/19-60	.323/.317	6-22/2-13	.273/.154	10-20/27-35	.500/.771	45/45	10/7	20/11	12/6	5/9	25/20
#13/15 Kentucky	31/17	27/19	58-36	+22	24-54/11-57	.444/.193	2-10/4-15	.200/.267	8-12/10-15	.667/.667	44/32	16/9	13/8	15/3	4/5	14/16
LSU	27/31	47/23	74-54	+20	29-54/20-52	.537/.385	5-16/6-12	.313/.500	11-16/8-14	.688/.571	36/25	21/13	17/16	5/1	10/7	11/17
#5/5 Tennessee	29/26	33/20	62-46	+16	25-57/18-54	.439/.333	5-13/4-12	.385/.333	7-9/6-12	.778/.500	38/32	12/8	9/10	6/2	4/3	11/19

Note: Game totals are displayed in the format TEAM/OPPONENT for each category



2014-15 South Carolina Basketball
South Carolina Game-by-Game Highs (as of Mar 15, 2015)
All games



Opponent	Date	Score	Points	Rebounds	Assists	Steals	Blocked shots
SOUTHERN CAL	11/15/14	70-61	18-MITCHELL, Tiffany COATES, Alaina	13-COATES, Alaina	6-ROY, Tina	3-ROY, Tina	4-WELCH, Aleighsa
CLEMSON	11/20/14	99-41	18-WILSON, A'ja	10-COATES, Alaina	5-MITCHELL, Tiffany	3-MITCHELL, Tiffany	2-COATES, Alaina IBIAM, Elem
SAN DIEGO STATE	11/23/14	89-38	20-MITCHELL, Tiffany	9-WILSON, A'ja	5-CUEVAS, Bianca	4-SESSIONS, Khadij CUEVAS, Bianca	1-WILSON, A'ja
vs Wisconsin	11/27/14	67-44	11-WILSON, A'ja	9-COATES, Alaina	4-DOZIER, Asia	3-WILSON, A'ja	2-WELCH, Aleighsa IBIAM, Elem WILSON, A'ja
vs #22/22 Syracuse	11/28/14	67-63	21-MITCHELL, Tiffany	10-WILSON, A'ja	5-ROY, Tina	2-WILSON, A'ja	1-SESSIONS, Khadij IBIAM, Elem WELCH, Aleighsa WILSON, A'ja
NC CENTRAL	12/01/14	90-26	16-WILSON, A'ja	8-WILSON, A'ja	8-SESSIONS, Khadij	7-MITCHELL, Tiffany	3-IBIAM, Elem
CHARLOTTE	12/04/14	82-61	17-WILSON, A'ja	13-COATES, Alaina	4-SESSIONS, Khadij	3-WILSON, A'ja	3-WILSON, A'ja
at #9/8 Duke	12/07/14	51-50	11-DOZIER, Asia	10-COATES, Alaina	4-MITCHELL, Tiffany	3-SESSIONS, Khadij	2-WELCH, Aleighsa
SAVANNAH STATE	12/14/14	111-49	23-WILSON, A'ja	10-COATES, Alaina	10-ROY, Tina	4-SESSIONS, Khadij CUEVAS, Bianca	2-WILSON, A'ja
at Hampton	12/17/14	69-49	20-MITCHELL, Tiffany	13-COATES, Alaina	5-SESSIONS, Khadij	1-WILSON, A'ja CUEVAS, Bianca	3-COATES, Alaina
vs Central Michigan	12/20/14	80-45	18-MITCHELL, Tiffany	12-IBIAM, Elem	4-CUEVAS, Bianca ROY, Tina	5-MITCHELL, Tiffany	2-IBIAM, Elem COATES, Alaina
vs Liberty	12/21/14	84-44	17-WILSON, A'ja	10-WILSON, A'ja	4-DOZIER, Asia	3-GAINES, Olivia	3-WILSON, A'ja
AUBURN	01/02/15	77-58	12-WELCH, Aleighsa WILSON, A'ja	14-COATES, Alaina	4-MITCHELL, Tiffany DOZIER, Asia SESSIONS, Khadija	2-MITCHELL, Tiffany SESSIONS, Khadija	2-WILSON, A'ja
at LSU	01/04/15	75-51	21-WILSON, A'ja	13-WILSON, A'ja	4-ROY, Tina	2-CUEVAS, Bianca GAINES, Olivia	3-WILSON, A'ja
at Alabama	01/08/15	102-59	20-COATES, Alaina	5-WILSON, A'ja	5-SESSIONS, Khadij	4-SESSIONS, Khadij	3-WILSON, A'ja COATES, Alaina
#10/11 KENTUCKY	01/11/15	68-60	19-MITCHELL, Tiffany	11-WELCH, Aleighsa	4-MITCHELL, Tiffany	1-SESSIONS, Khadij WELCH, Aleighsa COATES, Alaina	3-WILSON, A'ja WELCH, Aleighsa
at Mizzou	01/15/15	60-49	19-MITCHELL, Tiffany	14-WELCH, Aleighsa	2-SESSIONS, Khadij	3-MITCHELL, Tiffany	2-MITCHELL, Tiffany IBIAM, Elem
at Florida	01/19/15	77-42	18-MITCHELL, Tiffany	13-COATES, Alaina	4-WELCH, Aleighsa CUEVAS, Bianca	4-MITCHELL, Tiffany	2-COATES, Alaina
#12/10 TEXAS A&M	01/26/15	79-61	18-WILSON, A'ja	11-COATES, Alaina	3-MITCHELL, Tiffany COATES, Alaina	4-SESSIONS, Khadij	2-WELCH, Aleighsa WILSON, A'ja
ALABAMA	01/29/15	85-54	17-WILSON, A'ja	10-COATES, Alaina	5-CUEVAS, Bianca	3-SESSIONS, Khadij	5-COATES, Alaina
at Ole Miss	02/01/15	77-59	21-CUEVAS, Bianca	10-COATES, Alaina	3-SESSIONS, Khadij	2-SESSIONS, Khadij WILSON, A'ja	2-COATES, Alaina WELCH, Aleighsa
at #22/21 Georgia	02/05/15	58-35	16-CUEVAS, Bianca	14-WELCH, Aleighsa	3-MITCHELL, Tiffany	2-CUEVAS, Bianca MITCHELL, Tiffany	3-WELCH, Aleighsa
at #2/2 Connecticut	02/09/15	62-87	17-WELCH, Aleighsa MITCHELL, Tiffany	11-WELCH, Aleighsa	3-MITCHELL, Tiffany	2-MITCHELL, Tiffany	1-COATES, Alaina
LSU	02/12/15	86-62	26-WILSON, A'ja	9-WELCH, Aleighsa	5-WELCH, Aleighsa	3-SESSIONS, Khadij MITCHELL, Tiffany	2-COATES, Alaina WILSON, A'ja
VANDERBILT	02/15/15	89-59	20-MITCHELL, Tiffany WILSON, A'ja	9-WELCH, Aleighsa	5-CUEVAS, Bianca	4-MITCHELL, Tiffany	1-SESSIONS, Khadij COATES, Alaina
at Arkansas	02/19/15	73-56	15-MITCHELL, Tiffany	11-COATES, Alaina	7-SESSIONS, Khadij	5-MITCHELL, Tiffany	3-MITCHELL, Tiffany WILSON, A'ja IBIAM, Elem



**2014-15 South Carolina Basketball
South Carolina Game-by-Game Highs (as of Mar 15, 2015)
All games**



Opponent	Date	Score	Points	Rebounds	Assists	Steals	Blocked shots
#6/6 TENNESSEE	02/23/15	71-66	19-WELCH, Aleighsa	14-WELCH, Aleighsa	4-MITCHELL, Tiffany SESSIONS, Khadija	1-CUEVAS, Bianca WELCH, Aleighsa WILSON, A'ja DOZIER, Asia COATES, Alaina	1-COATES, Alaina WILSON, A'ja WELCH, Aleighsa
#11/13 MISS. STATE	02/26/15	69-50	16-MITCHELL, Tiffany	7-COATES, Alaina WILSON, A'ja	4-SESSIONS, Khadij	3-MITCHELL, Tiffany	2-WILSON, A'ja
at #13/15 Kentucky	03/01/15	56-67	16-WILSON, A'ja	19-WILSON, A'ja	3-WELCH, Aleighsa MITCHELL, Tiffany	1-WILSON, A'ja CUEVAS, Bianca SESSIONS, Khadija COATES, Alaina GAINES, Olivia	6-WILSON, A'ja
vs Arkansas	03/06/15	58-36	12-MITCHELL, Tiffany	9-IBIAM, Elem	4-CUEVAS, Bianca ROY, Tina	1-CUEVAS, Bianca IBIAM, Elem COATES, Alaina WELCH, Aleighsa	4-WILSON, A'ja IBIAM, Elem
vs LSU	03/07/15	74-54	16-COATES, Alaina	10-WELCH, Aleighsa	4-ROY, Tina GAINES, Olivia	2-WELCH, Aleighsa GAINES, Olivia MITCHELL, Tiffany DOZIER, Asia	2-WILSON, A'ja
vs #5/5 Tennessee	03/08/15	62-46	17-MITCHELL, Tiffany	8-COATES, Alaina WELCH, Aleighsa	3-ROY, Tina SESSIONS, Khadija	1-MITCHELL, Tiffany COATES, Alaina DOZIER, Asia WELCH, Aleighsa	3-WILSON, A'ja



Official Basketball Box Score - Game Totals - Final Statistics
Southern Cal vs #2 South Carolina
 11/15/14 7 p.m. at Columbia, S.C./Colonial Life Arena



Southern Cal 61 • 0-1

#	Player	Total		3-Ptr		Rebounds			PF	TP	A	TO	Blk	Stl	Min
		FG-FGA	FG-FGA	FT-FTA	FT-FTA	Off	Def	Tot							
13	Horn, Kaneisha	f	4-9	1-1	2-2	1	1	2	4	11	0	1	0	4	20
21	Violetama, Alexyz	f	3-6	1-1	2-2	0	1	1	4	9	0	0	1	2	18
02	Adams, Jordan	g	3-10	0-2	0-0	0	4	4	1	6	1	2	0	1	34
10	Jaco, Courtney	g	1-6	1-3	0-0	0	0	0	0	3	2	2	0	1	27
23	Barrett, Brianna	g	1-7	0-0	5-8	2	3	5	3	7	2	2	0	1	22
05	Calvert, McKenzie	g	2-9	0-2	7-7	1	1	2	1	11	0	1	0	0	23
24	Edelman, Drew	g	5-5	0-0	0-0	3	2	5	3	10	0	3	0	0	16
32	Alofaituli, Kiki	g	0-2	0-0	0-0	0	1	1	3	0	1	0	0	0	15
35	Simon, Kristen	g	2-4	0-0	0-0	1	5	6	4	4	3	4	1	1	24
43	Okonkwo, Amy	g	0-5	0-1	0-0	4	0	4	0	0	0	0	0	0	1
	Team					3	1	4							
	Totals		21-63	3-10	16-20	15	19	34	23	61	9	15	2	10	200

FG % 1st Half: 9-37 24.3% 2nd half: 12-26 46.2% Game: 21-63 33.3% Deaddball
 3FG % 1st Half: 2-8 25.0% 2nd half: 1-2 50.0% Game: 3-10 30.0% Rebounds
 FT % 1st Half: 4-4 100.0 2nd half: 12-16 75.0% Game: 16-20 80.0%

#2 South Carolina 70 • 1-0

#	Player	Total		3-Ptr		Rebounds			PF	TP	A	TO	Blk	Stl	Min
		FG-FGA	FG-FGA	FT-FTA	FT-FTA	Off	Def	Tot							
22	WILSON, A'ja	f	2-7	0-0	0-2	1	4	5	0	4	1	3	1	1	16
24	WELCH, Aleighsa	f	4-5	0-0	2-4	3	4	7	5	10	0	3	4	1	27
33	IBIAM, Elem	c	2-3	0-0	1-2	2	4	6	1	5	0	0	1	1	22
41	COATES, Alaina	c	6-8	0-0	6-6	4	9	13	1	18	0	1	2	0	30
25	MITCHELL, Tiffany	g	4-10	0-3	10-12	1	1	2	3	18	4	6	0	1	38
01	CUEVAS, Bianca	g	0-3	0-2	0-1	0	1	1	2	0	0	1	0	1	5
02	GAINES, Olivia	g	0-0	0-0	0-0	0	0	0	0	0	0	0	0	0	1
05	SESSIONS, Khadijah	g	2-5	2-3	0-0	1	1	2	2	6	2	1	1	1	19
23	ROY, Tina	g	3-6	3-5	0-0	0	2	2	3	9	6	2	1	3	25
31	DOZIER, Asia	g	0-3	0-2	0-0	0	0	0	0	0	1	2	0	0	14
40	WHITE, Jatarie	g	0-0	0-0	0-0	0	2	2	1	0	1	0	0	0	3
	Team					0	3	3							
	Totals		23-50	5-15	19-27	12	31	43	18	70	15	19	10	9	200

FG % 1st Half: 9-25 36.0% 2nd half: 14-25 56.0% Game: 23-50 46.0% Deaddball
 3FG % 1st Half: 1-5 20.0% 2nd half: 4-10 40.0% Game: 5-15 33.3% Rebounds
 FT % 1st Half: 8-13 61.5% 2nd half: 11-14 78.6% Game: 19-27 70.4%

Officials: Lisa Mattingly, Jesse Dickerson, Bruce Morris
 Technical fouls: Southern Cal-None. #2 South Carolina-None.
 Attendance: 10057

Score by periods	1st	2nd	Total
Southern Cal	24	37	61
#2 South Carolina	27	43	70

Points	In	Off	2nd	Fast	Bench
USC	36	22	10	8	25
SC	32	16	14	4	15

Last FG - USC 2nd-02:14, SC 2nd-02:35.
 Largest lead - USC by 5 1st-17:02, SC by 13 2nd-02:35.

Score tied - 6 times.
 Lead changed - 7 times.



Official Basketball Box Score - Game Totals - Final Statistics
Clemson vs #2/3 South Carolina
 11/20/14 7 p.m. at Columbia, S.C./Colonial Life Arena



Clemson 41 • 2-1

#	Player	Total		3-Ptr		Rebounds			PF	TP	A	TO	Blk	Stl	Min
		FG-FGA	FG-FGA	FT-FTA	FT-FTA	Off	Def	Tot							
24	Ivy Atkism	f	4-6	0-0	0-0	2	0	2	0	8	0	1	1	0	24
00	Shelbie Davenport	g	1-5	1-3	0-0	1	3	4	3	3	0	3	2	0	22
01	Tiffany Lewis	g	3-11	1-3	0-0	0	2	2	3	7	1	4	0	1	27
02	Chelsea Lindsay	g	0-4	0-3	0-0	1	0	1	2	0	0	3	0	1	26
25	Cha'Nelle Perry	g	4-6	0-1	1-2	1	3	4	1	9	3	0	2	0	25
13	Victoria Gardaj	g	1-1	1-1	0-0	0	0	0	0	3	1	0	0	0	5
12	Makayla Johnson	g	1-2	0-0	0-0	2	5	7	4	2	1	2	1	0	16
13	Daneasha Provo	g	0-9	0-5	1-2	2	0	2	0	1	1	0	0	0	21
14	Paige Mosley	g	2-4	0-0	0-0	0	1	1	4	4	0	0	1	1	12
21	Nikki Dixon	g	1-3	1-1	0-0	1	1	2	2	3	0	3	1	1	12
33	Alexis Carter	g	0-1	0-0	1-2	0	0	0	0	1	1	2	0	0	5
34	Justice Wright	g	0-1	0-0	0-0	0	0	0	0	0	0	0	0	0	5
	Team					1	2	3							
	Totals		17-53	4-17	3-6	11	17	28	19	41	8	18	8	4	200

FG % 1st Half: 9-25 36.0% 2nd half: 8-28 28.6% Game: 17-53 32.1% Deaddball
 3FG % 1st Half: 2-8 25.0% 2nd half: 2-9 22.2% Game: 4-17 23.5% Rebounds
 FT % 1st Half: 1-2 50.0% 2nd half: 2-4 50.0% Game: 3-6 50.0%

#2/3 South Carolina 99 • 2-0

#	Player	Total		3-Ptr		Rebounds			PF	TP	A	TO	Blk	Stl	Min
		FG-FGA	FG-FGA	FT-FTA	FT-FTA	Off	Def	Tot							
24	WELCH, Aleighsa	f	8-11	0-0	1-3	2	1	3	1	17	3	0	1	1	24
33	IBIAM, Elem	c	1-2	0-0	1-1	0	3	3	1	3	0	2	2	0	18
41	COATES, Alaina	c	4-10	0-0	4-7	4	6	10	0	12	2	2	2	0	20
05	SESSIONS, Khadijah	g	2-3	1-1	2-3	1	5	6	0	7	4	0	0	1	18
25	MITCHELL, Tiffany	g	6-8	3-4	0-0	0	0	0	2	15	5	1	0	3	25
01	FARMER, India	g	0-0	0-0	0-0	1	0	1	0	0	0	0	0	0	4
01	CUEVAS, Bianca	g	4-10	2-6	0-0	1	2	3	0	10	2	0	0	2	17
02	GAINES, Olivia	g	0-4	0-0	0-0	3	2	5	1	0	2	2	0	1	10
03	DUCKETT, Kaydra	g	0-0	0-0	0-0	0	0	0	0	0	1	0	0	0	3
15	DAVIS, Tiffany	g	1-2	1-2	0-0	0	1	1	0	3	2	0	0	0	8
22	WILSON, A'ja	g	6-8	0-0	6-7	2	3	5	0	18	0	2	1	0	20
31	DOZIER, Asia	g	1-2	1-2	0-0	0	1	1	2	3	4	0	0	0	16
40	WHITE, Jatarie	g	5-12	0-0	1-1	3	2	5	0	11	0	0	0	1	17
	Team					6	1	7							
	Totals		38-72	8-15	15-22	23	27	50	7	99	25	7	6	9	200

FG % 1st Half: 18-35 51.4% 2nd half: 20-37 54.1% Game: 38-72 52.8% Deaddball
 3FG % 1st Half: 4-8 50.0% 2nd half: 4-7 57.1% Game: 8-15 53.3% Rebounds
 FT % 1st Half: 5-9 55.6% 2nd half: 10-13 76.9% Game: 15-22 68.2%

Officials: Beverly Roberts, Denise Brooks, Maj Forsberg
 Technical fouls: Clemson-None. #2/3 South Carolina-None.
 Attendance: 11012

Score by periods	1st	2nd	Total
Clemson	21	20	41
#2/3 South Carolina	45	54	99

Points	In	Off	2nd	Fast	Bench
CU	16	9	7	2	14
SC	46	23	31	8	45

Last FG - CU 2nd-00:33, SC 2nd-01:02.
 Largest lead - CU by 4 1st-17:36, SC by 60 2nd-01:43.

Score tied - 1 time.
 Lead changed - 1 time.



Official Basketball Box Score - Game Totals - Final Statistics
San Diego State vs #2/3 South Carolina
 11/23/14 2 p.m. at Columbia, S.C./Colonial Life Arena



San Diego State 38 • 1-3

#	Player	Total		3-Ptr		Rebounds			PF	TP	A	TO	Blk	Stl	Min
		FG-FGA	FG-FGA	FT-FTA	FT-FTA	Off	Def	Tot							
02	HUNTER, Kristina	f	0-6	0-0	0-0	1	3	4	1	0	0	3	1	1	25
05	CULBERSON, Chairese	f	1-5	1-3	0-0	2	4	6	2	3	1	2	0	0	23
25	AMARIKWA, Erimma	f	4-9	0-0	1-4	2	4	6	1	9	1	5	0	0	29
11	HARVEY, Ahjalee	g	1-5	1-3	0-0	0	0	0	4	3	1	3	3	1	22
21	JOHNSON, Chloe	g	1-2	0-0	0-0	0	1	1	4	2	0	3	0	0	13
00	SMITH, Deidra	g	2-4	0-0	0-0	2	3	5	2	4	0	3	1	1	14
11	FORT, McKynzie	g	1-7	1-1	1-2	1	1	2	2	4	4	7	0	1	27
22	THORNDERSON, Lexy	g	1-6	0-4	0-0	1	1	2	0	2	0	0	0	0	11
30	GREENHOUSE, Cheyen	g	1-3	1-1	2-2	0	2	2	0	5	1	1	0	0	24
44	BRANDON, Aleiah	g	2-2	2-2	0-0	0	0	0	3	6	1	2	0	0	12
	Team					2	3	5							
	Totals		14-49	6-14	4-8	11	22	33	19	38	8	29	2	7	200

FG % 1st Half: 5-19 26.3% 2nd half: 9-30 30.0% Game: 14-49 28.6% Deaddball
 3FG % 1st Half: 2-4 50.0% 2nd half: 4-10 40.0% Game: 6-14 42.9% Rebounds
 FT % 1st Half: 4-8 50.0% 2nd half: 0-0 0.0% Game: 4-8 50.0%

#2/3 South Carolina 89 • 3-0

#	Player	Total		3-Ptr		Rebounds			PF	TP	A	TO	Blk	Stl	Min
		FG-FGA	FG-FGA	FT-FTA	FT-FTA	Off	Def	Tot							
24	WELCH, Aleighsa	f	3-6	0-0	0-0	3	0	3	0	6	3	0	0	0	17
33	IBIAM, Elem	c	1-3	0-0	2-2	1	1	2	2	4	0	0	0	1	14
02	GAINES, Olivia	g	0-2	0-0	0-0	1	1	2	2	0	1	2	0	2	16
05	SESSIONS, Khadijah	g	2-5	0-2	2-3	0	0	0	0	6	3	0	0	4	14
25	MITCHELL, Tiffany	g	6-8	6-6	2-2	0	2	2	0	20	3	2	0	1	18
00	FARMER, India	g	0-0	0-0	1-2	0	0								



Official Basketball Box Score - Game Totals - Final Statistics
#22/22 Syracuse vs #1/2 South Carolina
 11/28/14 8:00 PM at Freeport Grand Bahamas



#22/22 Syracuse 63 • 4-1

#	Player	Total		3-Ptr		Rebounds			PF	TP	A	TO	Blk	Stl	Min
		FG-FGA	FG-FGA	FG-FGA	FT-FTA	Off	Def	Tot							
01	Alexis Peterson	* 4-10	1-4	0-0	3	3	6	3	9	9	3	0	1	40	
10	Isabella Slim	* 1-2	1-2	0-0	1	0	1	1	3	0	1	0	11		
11	Cornelia Fondren	* 5-7	1-2	1-1	3	3	6	4	12	1	0	0	25		
13	Brianna Butler	* 6-21	4-10	2-2	0	4	4	3	18	0	4	0	31		
50	Briana Day	* 3-7	0-0	7-11	7	10	17	3	13	1	2	1	37		
00	Diamond Henderson	3-8	0-3	0-0	0	0	0	3	6	0	2	0	30		
22	Taylor Ford	0-3	0-2	2-4	1	7	8	2	2	4	1	0	23		
44	Amber Witherspoon	0-0	0-0	0-0	0	1	1	2	0	0	1	0	3		
Team					4	3	7			2					
Totals		22-58	7-23	12-18	19	31	50	21	63	15	16	1	3	200	

FG % 1st Half: 14-30 46.7% 2nd half: 8-28 28.6% Game: 22-58 37.9%
 3FG % 1st Half: 4-12 33.3% 2nd half: 3-11 27.3% Game: 7-23 30.4%
 FT % 1st Half: 3-5 60.0% 2nd half: 9-13 69.2% Game: 12-18 66.7%

#1/2 South Carolina 67 • 5-0

#	Player	Total		3-Ptr		Rebounds			PF	TP	A	TO	Blk	Stl	Min
		FG-FGA	FG-FGA	FG-FGA	FT-FTA	Off	Def	Tot							
24	WELCH, Aleighsa	f 5-9	0-0	1-2	2	3	5	2	11	3	1	1	0	36	
33	IBIAM, Elem	f 0-4	0-0	0-0	2	1	3	4	0	2	2	1	0	15	
41	COATES, Alaina	f 0-0	0-0	0-0	0	1	1	2	0	0	0	0	0	13	
05	SESSIONS, Khadijah	g 2-8	1-5	0-1	0	1	1	1	5	3	0	1	1	22	
25	MITCHELL, Tiffany	g 6-13	3-8	6-8	4	4	8	2	21	3	1	0	1	40-	
01	CUEVAS, Bianca	0-4	0-3	0-0	0	0	0	3	0	0	0	0	0	9	
02	GAINES, Olivia	0-0	0-0	0-0	0	0	0	0	0	0	0	0	0	2	
22	WILSON, A'ja	5-13	0-0	5-9	4	6	10	3	15	0	1	1	2	26	
23	ROY, Tina	4-10	4-9	0-0	2	0	2	1	12	5	0	0	0	22	
31	DOZIER, Asia	1-1	1-1	0-0	0	0	0	0	3	1	0	0	0	7	
40	WHITE, Jatarie	0-2	0-0	0-0	0	0	0	1	0	0	0	0	0	8	
Team					2	3	5								
Totals		23-64	9-26	12-20	16	19	35	19	67	17	5	4	4	200	

FG % 1st Half: 11-32 34.4% 2nd half: 12-32 37.5% Game: 23-64 35.9%
 3FG % 1st Half: 4-13 30.8% 2nd half: 5-13 38.5% Game: 9-26 34.6%
 FT % 1st Half: 5-8 62.5% 2nd half: 7-12 58.3% Game: 12-20 60.0%

Officials: Kathy Lynch, Andy Bills, D'Lynn Schertz
 Technical fouls: #22/22 Syracuse-None. #1/2 South Carolina-None.
 Attendance: 342

Score by periods	1st	2nd	Total
#22/22 Syracuse	35	28	63
#1/2 South Carolina	31	36	67

Last FG - SU 2nd-06:43, SC 2nd-00:51.
 Largest lead - SU by 12 1st-08:41, SC by 7 1st-16:52.

Points	In	Off	2nd	Fast	Bench
SU	16	6	17	0	8
SC	20	11	13	0	30

Score tied - 4 times.
 Lead changed - 8 times.



Official Basketball Box Score - Game Totals - Final Statistics
NC Central vs #1/2 South Carolina
 12/01/14 7 p.m. at Columbia, S.C./Colonial Life Arena



NC Central 26 • 2-4

#	Player	Total		3-Ptr		Rebounds			PF	TP	A	TO	Blk	Stl	Min
		FG-FGA	FG-FGA	FG-FGA	FT-FTA	Off	Def	Tot							
25	DIXON, Tisha	f 1-6	0-0	1-4	0	0	0	3	3	1	1	1	1	20	
15	DAVIS, Racquel	c 2-3	0-0	2-4	2	2	4	5	6	0	3	0	1	18	
13	WILLIAMS, Rachel	g 0-1	0-0	0-0	0	0	0	2	0	0	2	0	0	19	
23	JONES, Morgan	g 3-8	1-3	0-0	0	3	3	3	7	0	6	0	0	28	
24	CONERLY, Khyra	g 1-5	0-0	0-0	0	1	1	4	2	0	5	0	2	13	
03	HYNES, Alexus	0-2	0-1	0-0	0	1	1	0	0	0	4	0	0	21	
04	ASKEW, Kristin	1-4	1-2	0-0	1	0	1	0	3	0	1	0	0	13	
10	WHALEY-BRIGGS, M.	0-0	0-0	0-0	0	3	3	0	0	0	2	0	0	8	
21	WORKS, Nikki	2-12	0-4	1-2	1	2	3	3	5	0	2	0	0	33	
32	ATKINSON, Imani	0-3	0-0	0-0	0	0	0	0	0	0	1	0	1	8	
33	CLEMENT, Tiera	0-0	0-0	0-0	0	0	0	0	0	0	0	0	0	4	
35	MORTON, Kirona	0-1	0-0	0-0	0	4	4	1	0	0	0	0	2	15	
Team					2	1	3			1					
Totals		10-45	2-10	4-10	6	17	23	22	26	2	28	1	7	200	

FG % 1st Half: 6-22 27.3% 2nd half: 4-23 17.4% Game: 10-45 22.2%
 3FG % 1st Half: 2-5 40.0% 2nd half: 0-5 0.0% Game: 2-10 20.0%
 FT % 1st Half: 2-6 33.3% 2nd half: 2-4 50.0% Game: 4-10 40.0%

#1/2 South Carolina 90 • 7-0

#	Player	Total		3-Ptr		Rebounds			PF	TP	A	TO	Blk	Stl	Min
		FG-FGA	FG-FGA	FG-FGA	FT-FTA	Off	Def	Tot							
24	WELCH, Aleighsa	f 5-7	0-0	1-1	1	3	4	2	11	2	2	1	1	24	
33	IBIAM, Elem	f 4-5	0-0	2-5	1	3	4	1	10	0	0	3	0	20	
41	COATES, Alaina	c 4-7	0-0	1-2	0	5	5	2	9	1	1	2	0	21	
05	SESSIONS, Khadijah	g 2-2	0-0	0-0	1	3	4	1	4	8	1	0	4	19	
25	MITCHELL, Tiffany	g 6-8	1-3	1-2	0	3	3	0	14	4	1	0	7	24	
00	FARMER, India	0-0	0-0	0-0	1	1	2	0	0	0	0	0	0	2	
01	CUEVAS, Bianca	1-4	1-4	1-2	0	1	1	1	4	5	1	2	3	20	
02	GAINES, Olivia	2-3	0-0	0-0	0	1	1	0	4	0	1	0	0	7	
03	DUCKETT, Kaydra	1-1	0-0	0-0	0	1	1	0	2	0	1	0	1	4	
15	DAVIS, Tiffany	0-1	0-1	0-0	0	1	1	0	0	1	0	0	0	6	
22	WILSON, A'ja	4-12	0-0	8-9	5	3	8	2	16	1	1	0	2	17	
23	ROY, Tina	0-1	0-1	0-0	0	2	2	0	0	3	1	0	1	13	
31	DOZIER, Asia	5-6	3-4	1-1	0	0	0	0	14	1	1	0	2	16	
40	WHITE, Jatarie	1-1	0-0	0-0	0	1	1	2	2	0	2	0	0	7	
Team					1	2	3								
Totals		35-58	5-13	15-22	10	30	40	11	90	26	13	8	21	200	

FG % 1st Half: 14-22 63.6% 2nd half: 21-36 58.3% Game: 35-58 60.3%
 3FG % 1st Half: 1-3 33.3% 2nd half: 4-10 40.0% Game: 5-13 38.5%
 FT % 1st Half: 10-16 62.5% 2nd half: 5-6 83.3% Game: 15-22 68.2%

Officials: Sue Blanch, Jesse Dickerson, Eric Brewton
 Technical fouls: NC Central-None. #1/2 South Carolina-None.
 Attendance: 8823

Score by periods	1st	2nd	Total
NC Central	16	10	26
#1/2 South Carolina	39	51	90

Last FG - NCCU 2nd-04:15, SC 2nd-00:36.
 Largest lead - NCCU None, SC by 64 2nd-00:36.

Points	In	Off	2nd	Fast	Bench
NCCU	12	7	3	0	8
SC	58	31	3	34	42

Score tied - 0 times.
 Lead changed - 0 times.



Official Basketball Box Score - Game Totals - Final Statistics
Charlotte vs #1/2 South Carolina
 12/04/14 8 p.m. at Columbia, S.C./Colonial Life Arena



Charlotte 61 • 1-6

#	Player	Total		3-Ptr		Rebounds			PF	TP	A	TO	Blk	Stl	Min
		FG-FGA	FG-FGA	FG-FGA	FT-FTA	Off	Def	Tot							
50	RANKIN, Olivia	f 4-5	0-0	0-0	1	1	2	5	8	0	1	0	1	15	
03	HOLMES, Ayanna	g 2-6	0-0	4-4	0	2	2	4	8	8	5	0	2	34	
20	GORDON, Kira	g 3-9	0-1	1-3	1	3	4	3	7	1	1	1	2	33	
21	WEBSTER, Lefty	g 7-13	0-0	3-4	1	0	1	4	17	2	5	0	2	32	
22	SIGMON, Hillary	g 4-5	3-3	2-2	2	0	2	3	13	0	6	0	0	26	
00	RANSOM, Amaya	0-2	0-0	0-0	0	0	0	0	0	2	0	0	1	5	
01	GREGORY, Ciara	0-5	0-3	0-0	3	0	3	1	0	1	0	0	1	16	
11	DEMPSEY, Griffin	0-1	0-0	0-0	0	0	0	1	0	1	0	0	0	9	
23	OLLEY, Kenya	4-7	0-1	0-0	0	1	1	1	8	0	0	1	1	25	
33	BROWN, Tanisha	0-0	0-0	0-0	0	1	1	1	0	1	0	0	0	5	
Team					4	0	4								
Totals		24-53	3-8	10-13	12	8	20	23	61	16	18	3	9	200	

FG % 1st Half: 10-27 37.0% 2nd half: 14-26 53.8% Game: 24-53 45.3%
 3FG % 1st Half: 1-5 20.0% 2nd half: 2-3 66.7% Game: 3-8 37.5%
 FT % 1st Half: 7-9 77.8% 2nd half: 3-4 75.0% Game: 10-13 76.9%

#1/2 South Carolina 82 • 7-0

#	Player	Total		3-Ptr		Rebounds			PF	TP	A	TO	Blk	Stl	Min
		FG-FGA	FG-FGA	FG-FGA	FT-FTA	Off	Def	Tot							
24	WELCH, Aleighsa														



Official Basketball Box Score - Game Totals - Final Statistics
Savannah State vs #1/1 South Carolina
 12/14/14 12 p.m. at Columbia, S.C. / Colonial Life Arena



Savannah State 49 • 4-3

#	Player	Total		3-Ptr		Rebounds			PF	TP	A	TO	Blk	Stl	Min
		FG-FGA	FG-FGA	FT-FTA	Off	Def	Tot								
44	DAVIS,Tiyonda	c	2-3	0-0	0-0	2	2	4	5	4	1	3	0	1	17
01	DORSEY,Bria	g	3-7	0-0	0-1	1	1	2	2	6	2	5	0	0	26
02	HENDRIX,Kenyata	g	2-7	1-5	2-2	0	1	1	0	7	0	1	0	2	29
04	NORMAN,Jasmine	g	4-8	0-0	1-2	0	0	0	5	9	1	2	0	1	19
23	KALU,Ezinne	g	8-16	0-3	2-4	0	2	2	4	18	2	1	0	1	37
05	FIELDS,Lauryn	g	0-2	0-1	0-0	0	0	0	0	0	0	1	0	0	8
10	NIXON,Kilah	g	0-0	0-0	0-0	0	0	0	0	0	0	0	0	0	5
12	YOUNG,Jada	g	1-4	0-0	0-0	0	2	2	3	2	0	2	1	1	10
13	THOMAS,Jazmin	g	0-0	0-0	0-0	0	0	0	1	0	1	1	0	0	3
14	RICHARDSON,Tanease	g	1-3	0-0	0-0	0	2	2	4	2	0	0	0	0	11
15	BUIE,Shanikwa	g	0-3	0-1	1-2	1	3	4	3	1	0	0	0	1	10
24	BROWN,Devja	g	0-5	0-4	0-0	0	0	0	3	0	1	2	0	1	13
25	BUSH,Destini	g	0-1	0-0	0-0	1	2	3	1	0	0	1	1	0	12
	Team					1	0	1			1				
	Totals		21-59	1-14	6-11	6	15	21	31	49	8	20	2	8	200

FG % 1st Half: 10-28 35.7% 2nd half: 11-31 35.5% Game: 21-59 35.6% Deadball Rebounds 0
 3FG % 1st Half: 1-7 14.3% 2nd half: 0-7 0.0% Game: 1-14 7.1%
 FT % 1st Half: 1-2 50.0% 2nd half: 5-9 55.6% Game: 6-11 54.5%

#1/1 South Carolina 111 • 9-0

#	Player	Total		3-Ptr		Rebounds			PF	TP	A	TO	Blk	Stl	Min
		FG-FGA	FG-FGA	FT-FTA	Off	Def	Tot								
24	WELCH, Aleighsa	f	5-7	0-0	1-4	4	4	8	1	11	0	3	0	1	20
31	DOZIER, Asia	f	0-2	0-1	0-0	0	0	0	0	0	2	0	0	0	15
33	IBIAM, Elem	c	7-9	0-0	7-8	2	2	4	0	21	0	0	1	0	18
05	SESSIONS, Khadijah	g	1-5	0-1	2-3	2	0	2	0	4	4	1	0	4	16
25	MITCHELL, Tiffany	g	6-7	1-1	2-2	0	2	2	2	15	2	0	1	1	21
00	FARMER, India	g	0-2	0-2	1-2	1	1	2	0	1	0	0	0	0	4
01	CUEVAS, Bianca	g	4-7	0-1	1-1	0	1	1	3	9	0	3	0	4	18
02	GAINES, Olivia	g	0-3	0-0	2-2	2	2	4	1	2	1	0	0	0	15
03	DUCKETT, Kaydra	g	0-3	0-0	2-2	2	2	4	1	2	1	0	1	0	7
15	DAVIS, Tiffany	g	0-0	0-0	3-4	0	1	1	1	3	1	0	0	0	10
22	WILSON, A'ja	g	8-10	0-0	7-10	2	4	6	2	23	1	1	2	1	21
23	ROY, Tina	g	0-2	0-2	0-0	0	7	7	1	0	10	2	0	0	18
41	COATES, Alaina	g	7-8	0-0	6-9	3	7	10	0	20	1	2	1	0	17
	Team					2	3	5							
	Totals		38-65	1-8	34-47	20	36	56	12	111	23	12	6	11	200

FG % 1st Half: 22-31 71.0% 2nd half: 16-34 47.1% Game: 38-65 58.5% Deadball Rebounds 5,1
 3FG % 1st Half: 1-3 33.3% 2nd half: 0-5 0.0% Game: 1-8 12.5%
 FT % 1st Half: 15-23 65.2% 2nd half: 19-24 79.2% Game: 34-47 72.3%

Officials: Bob Trammell, Jennifer Rezac, Angelica Suffren
 Technical fouls: Savannah State-None. #1/1 South Carolina-None.
 Attendance: 9605

Score by periods	1st	2nd	Total
Savannah State	22	27	49
#1/1 South Carolina	60	51	111

Last FG - SSU 2nd-00:34, SC 2nd-03:04.
 Largest lead - SSU by 2 1st-19:24, SC by 64 2nd-00:52.

Score tied - 2 times.
 Lead changed - 3 times.



Official Basketball Box Score - Game Totals - Final Statistics
#1/1 South Carolina vs Hampton
 12/17/14 7:00 pm at Hampton, Va. (HU Convocation Center)



#1/1 South Carolina 69 • 10-0

#	Player	Total		3-Ptr		Rebounds			PF	TP	A	TO	Blk	Stl	Min
		FG-FGA	FG-FGA	FT-FTA	Off	Def	Tot								
24	WELCH, Aleighsa	f	1-4	0-0	2-4	3	2	5	3	4	4	1	0	0	24
31	DOZIER, Asia	f	1-5	1-4	0-0	0	0	0	0	3	2	1	1	0	17
33	IBIAM, Elem	c	1-5	0-0	2-4	4	3	7	4	4	2	4	1	0	25
05	SESSIONS, Khadijah	g	1-3	0-1	0-0	1	2	3	2	2	5	0	0	0	24
25	MITCHELL, Tiffany	g	7-10	6-8	0-0	1	3	4	4	20	3	1	0	0	30
01	CUEVAS, Bianca	g	5-6	2-3	0-0	0	1	1	1	12	1	2	0	1	19
02	GAINES, Olivia	g	0-0	0-0	0-0	0	0	0	0	0	0	0	0	0	6
15	DAVIS, Tiffany	g	0-0	0-0	0-0	0	1	1	0	0	0	2	0	0	3
22	WILSON, A'ja	g	5-9	0-0	2-2	2	4	6	3	12	1	2	1	1	17
23	ROY, Tina	g	0-4	0-3	0-0	0	2	2	0	0	1	1	1	0	14
41	COATES, Alaina	g	4-9	0-0	4-6	3	10	13	2	12	0	4	3	0	21
	Team					4	2	6							
	Totals		25-55	9-19	10-16	18	30	46	19	69	19	18	7	2	200

FG % 1st Half: 13-33 39.4% 2nd half: 12-22 54.5% Game: 25-55 45.5% Deadball Rebounds 3
 3FG % 1st Half: 5-12 41.7% 2nd half: 4-7 57.1% Game: 9-19 47.4%
 FT % 1st Half: 6-8 75.0% 2nd half: 4-8 50.0% Game: 10-16 62.5%

Hampton 49 • 3-6

#	Player	Total		3-Ptr		Rebounds			PF	TP	A	TO	Blk	Stl	Min
		FG-FGA	FG-FGA	FT-FTA	Off	Def	Tot								
23	HOBGOOD,Tyler	f	1-3	0-0	0-2	2	3	5	4	2	0	3	0	0	15
00	TATE-DeFREITAS,Malia	g	7-20	1-4	4-4	0	2	2	1	19	1	3	0	1	40
01	COLE,Kenia	g	3-7	2-6	1-2	2	2	4	2	9	4	1	0	2	40
02	WHITE,Kyani	g	4-7	1-2	2-2	0	0	0	1	11	1	2	0	0	38
15	JORDAN,Ryan	g	3-13	1-4	0-1	0	4	4	4	7	2	1	1	2	38
05	MARSHALL,Jackie	g	0-1	0-1	0-0	0	0	0	0	0	0	0	0	0	2
24	DAVIS,Arielle	g	0-0	0-0	0-0	0	0	0	0	1	0	0	0	0	2
34	WARD,Brielle	g	0-1	0-0	1-2	0	3	3	5	1	0	0	0	0	25
	Team					2	1	3							
	Totals		18-52	5-17	8-13	6	15	21	18	49	8	10	1	5	200

FG % 1st Half: 9-26 34.6% 2nd half: 9-26 34.6% Game: 18-52 34.6% Deadball Rebounds 3
 3FG % 1st Half: 4-9 44.4% 2nd half: 1-8 12.5% Game: 5-17 29.4%
 FT % 1st Half: 3-4 75.0% 2nd half: 5-9 55.6% Game: 8-13 61.5%

Officials: Norma Jones, Rachelle Jones, Erika Herriman
 Technical fouls: #1/1 South Carolina-None. Hampton-None.
 Attendance: 4000

Score by periods	1st	2nd	Total
#1/1 South Carolina	37	32	69
Hampton	25	24	49

	In	Off	2nd	Fast	Bench
Points	26	10	17	11	36
SC	19	6	4	1	
HU	14	19	6	4	1

Last FG - SC 2nd-00:23, HU 2nd-00:52.
 Largest lead - SC by 27 2nd-03:58, HU by 1 1st-19:08.

Score tied - 2 times.
 Lead changed - 4 times.



Official Basketball Box Score - Game Totals - Final Statistics
Central Michigan vs #1/1 South Carolina
 12/20/14 12:00 PM at Williams Arena (Minneapolis, Minn.)



Central Michigan 45 • 4-4

#	Player	Total		3-Ptr		Rebounds			PF	TP	A	TO	Blk	Stl	Min
		FG-FGA	FG-FGA	FT-FTA	Off	Def	Tot								
23	Bradford, Crystal	f	9-18	1-3	1-2	0	4	4	2	20	1	4	0	0	34
32	Bracey, Jas'Mine	f	1-5	0-0	0-1	3	5	8	4	2	1	5	0	1	23
03	Green, Jessica	g	1-10	0-2	2-2	2	0	2	1	4	1	3	0	0	21
10	Breen, Cassandra	g	0-3	0-0	0-0	0	2	2	0	0	0	3	0	0	9
12	Tamm, Kerby	g	1-2	1-2	0-0	0	2	2	0	3	0	0	0	1	31
01	Turner, Da'Jourie	g	1-4	0-2	2-2	0	0	0	0	4	1	1	0	2	21
02	Jones, Lorreal	g	4-9	0-1	2-2	4	4	8	3	10	1	4	0	1	26
14	Corley, Amani	g	1-4	0-1	0-0	0	3	3	0	2	1	3	0	1	18
21	Fabrics, Rikke	g	0-0	0-0	0-0	0	1	1	1	0	0	0	0	0	3
22	Moore, Tinara	g	0-3	0-0	0-0	0	3	3	1	0	1	0	1	0	12
24	Herrington, Karli	g	0-1	0-1	0-0	0	1	1	0	0	0	0	0	0	2
	Team					2	0	2							
	Totals		18-59	2-12	7-9	11	25	36	12	45	7	23	1	6	200

FG % 1st Half: 10-36 27.8% 2nd half: 8-23 34.8% Game: 18-59 30.5% Deadball Rebounds 0
 3FG % 1st Half: 0-6 0.0% 2nd half: 2-6 33.3% Game: 2-12 16.7%
 FT % 1st Half: 4-4 100.0% 2nd half: 3-5 60.0% Game: 7-9 77.8%

#1/1 South Carolina 80 • 11-0

#	Player	Total		3-Ptr		Rebounds			PF	TP	A	TO	Blk	Stl	Min
		FG-FGA	FG-FGA	FT-FTA	Off	Def	Tot								
24	WELCH, Aleighsa	f	6-10	0-1	0-2	2	1	3	1	12	2	2	0	0	26
31	DOZIER, Asia	f	2-6	0-2	0-0	0	1	1	0	4	3	1	0	1	22
33	IBIAM, Elem	c	5-12	0-0	0-1	6	6	12	1	10	1	0	2	0	18
05	SESSIONS, Khadijah	g	1-3	0-2	0-0	1	1	2	1	2	3	4	0	2	21
25	MITCHELL, Tiffany	g	7-10	3-6	1-2	1	3	4	1	18	2	3	0	5	24
00	FARMER, India	g	0-0	0-0	0-0	0	0	0	0	0	0	0	0	0	1
01	CUEVAS, Bianca	g	1-7	0-4	0-0	1	0	1	0	2	4	1	0	2	18
02	GAINES,														



Official Basketball Box Score -- Game Totals -- Final Statistics
Auburn vs #1/1 South Carolina
 01/02/15 7 p.m. at Columbia, S.C. / Colonial Life Arena



Auburn 58 • 9-5, 0-1 SEC

#	Player	Total		3-Ptr		Rebounds			PF	TP	A	TO	Blk	Stl	Min
		FG-FGA	FG-FGA	FG-FGA	FG-FGA	Off	Def	Tot							
13	Katie Frerking	f	2-13	1-5	0-0	1	4	5	3	5	0	1	0	0	24
44	Tra/Cee Tanner	f	2-5	0-0	0-0	1	4	5	5	4	2	4	1	1	29
10	Brandy Montgomery	g	3-10	0-3	0-0	2	5	7	1	6	0	2	0	1	33
22	Kiani Parker	g	2-3	1-1	0-0	0	2	2	4	5	3	0	0	2	14
40	Khady Dieng	g	0-1	0-0	0-0	0	0	0	2	0	0	0	0	1	12
00	Hasina Muhammad	g	8-18	0-0	10-10	1	1	2	4	26	0	1	3	3	29
23	Jessica Jones	g	0-1	0-1	0-0	0	0	0	2	0	0	0	1	1	6
25	Neydja Petithomme	g	3-6	2-3	2-4	3	1	4	3	10	3	2	0	1	28
35	Asia Robeson	g	1-5	0-1	0-0	2	1	3	1	2	0	1	1	1	17
50	Cabriana Capers	g	0-0	0-0	0-0	1	2	3	0	0	0	0	0	0	8
Team						2	1	3	1		1				
Totals			21-62	4-14	12-14	13	21	34	26	58	8	16	6	11	200

FG % 1st Half: 7-29 24.1% 2nd half: 14-33 42.4% Game: 21-62 33.9% Deaddball Rebounds 1,1
 3FG % 1st Half: 1-6 16.7% 2nd half: 3-8 37.5% Game: 4-14 28.6%
 FT % 1st Half: 2-2 100.0% 2nd half: 10-12 83.3% Game: 12-14 85.7%

#1/1 South Carolina 75 • 13-0, 1-0 SEC

#	Player	Total		3-Ptr		Rebounds			PF	TP	A	TO	Blk	Stl	Min
		FG-FGA	FG-FGA	FG-FGA	FG-FGA	Off	Def	Tot							
24	WELCH, Aleighsa	f	6-6	0-0	0-1	3	3	6	0	12	0	2	1	0	19
31	DOZIER, Asia	f	2-6	1-3	0-0	0	0	0	1	5	4	2	0	1	16
33	IBIAM, Elem	c	5-8	0-0	1-2	2	0	2	3	11	0	1	1	0	19
05	SESSIONS, Khadijah	g	1-2	0-1	1-1	0	3	3	2	3	4	4	0	2	23
25	MITCHELL, Tiffany	g	1-9	1-4	4-4	0	1	1	1	7	4	2	0	2	26
00	FARMER, India	g	0-0	0-0	0-0	0	1	1	0	0	0	0	0	0	2
01	CUEVAS, Bianca	g	4-8	0-2	2-3	0	0	0	2	10	1	2	1	1	20
02	GAINES, Olivia	g	1-1	0-0	1-2	0	1	1	3	3	1	1	0	1	16
15	DAVIS, Tiffany	g	0-0	0-0	0-0	0	0	0	0	0	0	0	0	0	1
22	WILSON, A'ja	g	6-17	0-0	0-1	2	8	10	3	12	1	1	2	0	27
23	ROY, Tina	g	1-1	1-1	0-0	0	1	1	0	3	2	3	0	0	11
41	COATES, Alaina	g	3-4	0-0	5-9	5	9	14	1	11	0	0	1	1	20
Team						3	0	3							
Totals			30-62	3-11	14-23	15	27	42	16	77	17	18	6	8	200

FG % 1st Half: 15-33 45.5% 2nd half: 15-29 51.7% Game: 30-62 48.4% Deaddball Rebounds 4,2
 3FG % 1st Half: 1-6 16.7% 2nd half: 2-5 40.0% Game: 3-11 27.3%
 FT % 1st Half: 3-4 75.0% 2nd half: 11-19 57.9% Game: 14-23 60.9%

Officials: Beverly Roberts, Kelly Johnson, Bill Larence
 Technical fouls: Auburn-TEAM. #1/1 South Carolina-None.
 Attendance: 16465

Score by periods	1st	2nd	Total
Auburn	17	41	58
#1/1 South Carolina	34	43	77

Last FG - AU 2nd-00:06, SC 2nd-01:53. Score tied - 0 times.
 Largest lead - AU None, SC by 23 2nd-05:53. Lead changed - 0 times.



Official Basketball Box Score -- Game Totals -- Final Statistics
#1/1 South Carolina vs LSU
 01/04/15 2:05 p.m. at Baton Rouge, La. (Maravich Center)



#1/1 South Carolina 75 • 14-0 (2-0 SEC)

#	Player	Total		3-Ptr		Rebounds			PF	TP	A	TO	Blk	Stl	Min
		FG-FGA	FG-FGA	FG-FGA	FG-FGA	Off	Def	Tot							
24	WELCH, Aleighsa	f	3-4	0-0	0-2	1	4	5	0	6	1	0	1	0	21
31	DOZIER, Asia	f	1-3	1-3	0-0	0	0	0	1	3	1	1	0	0	12
33	IBIAM, Elem	c	1-2	0-0	0-0	0	4	4	2	2	1	0	1	0	18
05	SESSIONS, Khadijah	g	0-1	0-1	0-0	1	2	3	3	0	0	1	0	1	13
25	MITCHELL, Tiffany	g	7-12	3-6	0-0	0	4	4	2	17	2	4	0	1	24
00	FARMER, India	g	0-0	0-0	0-0	0	0	0	0	0	0	0	0	0	2
01	CUEVAS, Bianca	g	2-8	1-4	3-3	0	1	1	2	8	2	2	0	2	18
02	GAINES, Olivia	g	1-3	0-0	0-0	0	0	0	2	2	3	1	0	2	19
03	DAVIS, Tiffany	g	0-0	0-0	0-0	0	0	0	0	0	0	0	0	0	1
15	DAVIS, Tiffany	g	1-1	1-1	0-0	0	3	3	1	3	2	3	0	0	11
22	WILSON, A'ja	g	7-11	0-0	7-9	3	10	13	3	21	2	5	3	1	26
23	ROY, Tina	g	2-6	2-6	0-0	0	1	1	1	6	4	3	0	0	21
41	COATES, Alaina	g	2-2	0-0	3-4	1	3	4	2	7	0	3	2	0	14
Team						4	0	4							
Totals			27-53	8-21	13-18	10	32	42	19	75	18	23	7	8	200

FG % 1st Half: 15-30 50.0% 2nd half: 12-23 52.2% Game: 27-53 50.9% Deaddball Rebounds 2
 3FG % 1st Half: 6-15 40.0% 2nd half: 2-6 33.3% Game: 8-21 38.1%
 FT % 1st Half: 1-3 33.3% 2nd half: 12-15 80.0% Game: 13-18 72.2%

LSU 51 • 7-7 (1-1 SEC)

#	Player	Total		3-Ptr		Rebounds			PF	TP	A	TO	Blk	Stl	Min
		FG-FGA	FG-FGA	FG-FGA	FG-FGA	Off	Def	Tot							
23	AMICHA, Stephanie	f	4-6	0-0	0-2	4	3	7	3	8	1	5	0	2	23
42	BOYKIN, Sheila	f	3-6	0-0	0-0	3	8	11	2	6	0	1	0	2	25
11	MONCRIEF, Raigyne	g	3-12	0-0	1-3	2	2	4	1	7	0	1	0	1	22
13	HILL, Rina	g	2-6	0-0	1-2	0	1	1	2	5	1	1	0	0	22
24	HARDEEN, DaSHAWN	g	4-12	0-1	1-2	0	3	3	3	9	0	4	1	3	25
01	DEEMER, Jenna	g	2-6	0-3	1-2	0	0	0	0	5	1	0	0	1	23
03	BETHEL, Akilah	g	0-3	0-0	1-2	2	1	3	2	1	0	2	0	1	13
04	PEDERSEN, Anne	g	3-8	1-3	1-2	1	0	1	3	8	0	2	0	2	26
01	RHODES, Jasmine	g	1-3	0-0	0-1	1	0	1	1	2	1	1	0	1	16
31	JONES, Ann	g	0-2	0-0	0-0	1	1	2	3	0	0	1	0	0	5
Team						2	0	2							
Totals			22-64	1-7	6-16	16	19	35	20	51	4	18	1	13	200

FG % 1st Half: 9-27 33.3% 2nd half: 13-37 35.1% Game: 22-64 34.4% Deaddball Rebounds 4
 3FG % 1st Half: 1-3 33.3% 2nd half: 0-4 0.0% Game: 1-7 14.3%
 FT % 1st Half: 3-9 33.3% 2nd half: 3-7 42.9% Game: 6-16 37.5%

Officials: Laura Morris, Eric Brewton, Ed Sidlasky
 Technical fouls: #1/1 South Carolina-None. LSU-None.
 Attendance: 3438
 Actual Attendance: 2439

Score by periods	1st	2nd	Total
#1/1 South Carolina	37	38	75
LSU	22	29	51

Last FG - SC 2nd-03:00, LSU 2nd-00:06. Score tied - 1 time.
 Largest lead - SC by 31 2nd-11:07, LSU by 2 1st-18:22. Lead changed - 1 time.



Official Basketball Box Score -- Game Totals -- Final Statistics
#1/1 South Carolina vs Alabama
 01/08/15 6 p.m. at Tuscaloosa, Ala. (Foster Auditorium)



#1/1 South Carolina 102 • 15-0, 3-0 SEC

#	Player	Total		3-Ptr		Rebounds			PF	TP	A	TO	Blk	Stl	Min
		FG-FGA	FG-FGA	FG-FGA	FG-FGA	Off	Def	Tot							
24	WELCH, Aleighsa	f	5-6	0-0	0-0	0	2	2	4	10	1	0	1	0	22
31	DOZIER, Asia	f	6-8	3-5	0-0	0	2	2	2	15	2	1	0	2	24
33	IBIAM, Elem	c	2-3	0-0	0-0	1	2	3	2	4	0	1	0	0	15
05	SESSIONS, Khadijah	g	1-3	0-1	0-0	1	0	1	0	2	5	0	0	4	18
25	MITCHELL, Tiffany	g	6-10	3-6	1-1	0	1	1	2	16	3	0	0	1	26
00	FARMER, India	g	0-1	0-0	0-0	1	0	1	1	0	0	0	0	0	4
01	CUEVAS, Bianca	g	1-5	1-4	4-4	1	2	3	0	7	3	0	0	0	15
02	GAINES, Olivia	g	1-2	0-1	0-0	1	0	1	1	2	3	0	0	0	13
03	DUCKETT, Kaydra	g	0-0	0-0	0-0	0	1	1	0	0	0	0	0	0	4
15	DAVIS, Tiffany	g	1-1	1-1	1-2	1	0	1	0	4	0	0	0	0	4
22	WILSON, A'ja	g	3-7	0-0	5-7	0	5	5	1	11	3	4	3	1	19
23	ROY, Tina	g	4-4	3-3	0-0	0	2	2	1	11	1	1	0	0	15
41	COATES, Alaina	g	7-8	0-0	6-6	2	1	3	1	20	1	0	3	0	21
Team						0	4	4							
Totals			37-58	11-21	17-20	8	22	30	15	102	22	7	7	8	200

FG % 1st Half: 19-28 67.9% 2nd half: 18-30 60.0% Game: 37-58 63.8% Deaddball Rebounds 1
 3FG % 1st Half: 4-9 44.4% 2nd half: 7-12 58.3% Game: 11-21 52.4%
 FT % 1st Half: 6-7 85.7% 2nd half: 11-13 84.6% Game: 17-20 85.0%

Alabama 59 • 11-7, 0-3 SEC

#	Player	Total		3-Ptr		Rebounds			PF	TP	A	TO	Blk	Stl	Min
		FG-FGA	FG-FGA	FG-FGA	FG-FGA	Off	Def	Tot							
13	Hegstetter, Nikki	f	1-4	0-1	0-0	1	0	1	1	2	0	2	1	0	15
20	Williams, Ashley	f	4-7	0-0	2-2	0	2	2	1	10	0	2	0	0	26
25	Hutchen, Briana	f	3-5	0-2	0-0	1	5	6	0	6	0	0	0	2	19
11	Cook, Hannah	g	0-1	0-1	3-5	0	0	0	2	3	0	4	0	0	17
22	Middlebrook, Karyla	g	2-3	0-0	0-0	0	2	2	1	4	2	6	0	0	26
01	Bolton, Quanetria	g	2-8	2-4	2-2	2	2	4	3	8	2	0	0	1	23
03	Carter, Khadijah	g	0-1	0-1	0-0	0	1	1	0	0	0	0	0	0	5
05	Hayden, Breanna	g	0-3	0-											



Official Basketball Box Score - Game Totals - Final Statistics
#1/1 South Carolina vs Mizou
 1/15/15 8 p.m. at Mizou Arena



#1/1 South Carolina 60 • 17-0, 5-0 SEC

#	Player	Total		3-Ptr		Rebounds			PF	TP	A	TO	Bk	Stl	Min
		FG-FGA	FG-FGA	FT-FTA	Off	Def	Tot								
24	WELCH, Aleighsa	f	3-10	0-0	2-4	4	10	14	2	8	1	2	1	0	34
31	DOZIER, Asia	f	1-5	1-4	0-0	0	3	3	2	3	0	1	0	0	30
33	IBIAM, Elem	c	0-3	0-0	0-0	1	2	3	3	0	0	3	2	0	14
05	SESSIONS, Khadijah	g	3-7	1-4	0-1	1	4	5	1	7	2	0	0	1	24
25	MITCHELL, Tiffany	g	8-14	2-5	1-2	1	5	6	1	19	1	2	2	3	34
01	CUEVAS, Bianca	g	1-5	0-0	3-4	1	1	2	2	5	1	1	0	1	15
02	GAINES, Olivia	g	0-0	0-0	0-0	0	0	0	1	0	0	0	0	0	2
22	WILSON, A'ja	g	1-3	0-0	1-4	1	3	4	2	3	0	1	0	0	12
23	ROY, Tina	g	0-4	0-4	0-0	1	0	1	0	0	1	1	0	0	8
40	WHITE, Jatarie	g	0-0	0-0	0-0	1	1	2	0	0	0	1	0	0	5
41	COATES, Alaina	g	4-7	0-0	7-8	4	3	7	4	15	0	2	0	0	22
Team						2	2	4							
Totals			21-58	4-17	14-23	17	34	51	18	60	6	14	5	5	200

FG % 1st Half: 11-34 32.4% 2nd half: 10-24 41.7% Game: 21-58 36.2% Deadball Rebounds 3
 3FG % 1st Half: 1-9 11.1% 2nd half: 3-8 37.5% Game: 4-17 23.5%
 FT % 1st Half: 1-9 22.2% 2nd half: 12-14 85.7% Game: 14-23 60.9%

Mizzou 49 • 11-7, 1-4 SEC

#	Player	Total		3-Ptr		Rebounds			PF	TP	A	TO	Bk	Stl	Min
		FG-FGA	FG-FGA	FT-FTA	Off	Def	Tot								
22	Frericks, Jordan	f	2-9	0-0	2-4	2	4	6	5	6	0	2	0	0	26
03	Fowler, Bree	g	1-6	0-2	2-2	1	1	2	4	4	2	0	0	0	25
11	Cunningham, Lindsey	g	1-2	0-0	1-2	0	3	3	2	3	3	1	0	0	36
24	Michaelis, Sierra	g	8-15	4-7	2-3	2	5	7	5	22	1	4	0	1	35
30	Eye, Morgan	g	1-10	1-6	2-2	1	6	7	3	5	0	1	0	3	32
02	Stock, Morgan	g	0-4	0-3	0-0	0	0	0	1	0	0	0	0	0	15
10	Stock, Maddie	g	3-6	2-4	1-2	0	4	4	2	9	0	3	0	1	20
12	Hudyn, Michelle	g	0-1	0-0	0-0	0	1	1	0	0	0	0	0	0	6
23	Robinson, Juanita	g	0-1	0-0	0-0	0	1	1	2	0	0	2	0	0	5
Team						1	1	2			1				
Totals			16-54	7-22	10-15	7	26	33	24	49	6	14	0	7	200

FG % 1st Half: 8-29 27.6% 2nd half: 8-25 32.0% Game: 16-54 29.6% Deadball Rebounds 2
 3FG % 1st Half: 3-11 27.3% 2nd half: 3-8 36.4% Game: 7-22 31.8%
 FT % 1st Half: 1-3 33.3% 2nd half: 7-9 77.8% Game: 10-15 66.7%

Officials: Michael McConnell, Gina Cross, Doug Knight
 Technical fouls: #1/1 South Carolina-WELCH, Aleighsa, Mizou-None.
 Attendance: 1440

Score by periods	1st	2nd	Total
#1/1 South Carolina	25	35	60
Mizzou	20	29	49

Last FG - SC 2nd-02:51, MU 2nd-00:02.
 Largest lead - SC by 14 2nd-00:15, MU by 2 1st-19:38.
 Score tied - 4 times.
 Lead changed - 1 time.



Official Basketball Box Score - Game Totals - Final Statistics
#1/1 South Carolina vs Florida
 01/19/15 7 p.m. ET at Gainesville, FL • O'Connell Center



#1/1 South Carolina 77 • 18-0, 6-0 SEC

#	Player	Total		3-Ptr		Rebounds			PF	TP	A	TO	Bk	Stl	Min
		FG-FGA	FG-FGA	FT-FTA	Off	Def	Tot								
24	WELCH, Aleighsa	f	3-4	0-0	0-0	0	2	2	1	6	4	2	1	0	21
31	DOZIER, Asia	f	1-2	0-1	0-0	0	0	0	0	2	0	0	0	0	14
33	IBIAM, Elem	c	2-4	0-0	0-0	0	3	3	2	4	0	1	1	0	14
05	SESSIONS, Khadijah	g	0-0	0-0	0-0	1	2	3	3	0	2	1	0	0	13
25	MITCHELL, Tiffany	g	8-10	1-1	1-1	0	0	0	1	18	1	1	0	4	23
00	FARMER, India	g	0-0	0-0	2-2	0	0	0	0	2	0	0	0	1	4
01	CUEVAS, Bianca	g	4-8	1-3	2-2	0	2	2	1	11	4	0	0	0	19
02	GAINES, Olivia	g	0-0	0-0	1-2	1	1	2	1	1	1	1	0	0	6
03	DUCKETT, Kaydra	g	0-1	0-0	0-0	0	0	0	0	0	0	0	0	0	4
15	DAVIS, Tiffany	g	1-2	1-2	0-0	0	2	2	1	3	0	1	0	0	6
22	WILSON, A'ja	g	7-11	0-0	2-2	2	7	9	1	16	0	1	1	1	21
23	ROY, Tina	g	2-4	1-3	0-0	0	1	1	0	5	3	1	0	0	19
40	WHITE, Jatarie	g	1-3	0-0	1-4	2	1	3	1	3	0	3	0	0	15
41	COATES, Alaina	g	3-5	0-0	0-1	2	11	13	1	6	1	3	2	3	21
Team						1	2	3							
Totals			32-54	4-10	9-14	9	33	42	13	77	16	16	5	9	200

FG % 1st Half: 17-25 68.0% 2nd half: 15-29 51.7% Game: 32-54 59.3% Deadball Rebounds 2
 3FG % 1st Half: 1-3 33.3% 2nd half: 3-7 42.9% Game: 4-10 40.0%
 FT % 1st Half: 5-8 62.5% 2nd half: 4-6 66.7% Game: 9-14 64.3%

Florida 42 • 9-10, 1-5 SEC

#	Player	Total		3-Ptr		Rebounds			PF	TP	A	TO	Bk	Stl	Min
		FG-FGA	FG-FGA	FT-FTA	Off	Def	Tot								
23	Copeland, Brooke	f	0-9	0-5	3-4	4	1	5	2	3	1	2	1	0	29
44	Needzen,Haley	f	2-4	0-0	0-0	3	0	3	3	4	1	0	0	0	15
04	Needles,Carlie	g	1-6	0-3	0-0	2	1	3	2	2	0	4	0	1	26
13	Peoples,Cassie	g	1-12	0-4	0-0	2	1	3	1	2	2	4	0	0	29
22	Lewis,Kayla	g	4-10	0-0	0-0	2	6	8	0	8	1	0	0	0	30
01	Williams,Ronni	g	6-14	0-0	0-0	2	1	3	5	12	1	1	0	2	18
03	Miller,January	g	2-9	0-2	0-0	2	2	4	4	4	0	1	0	0	19
11	Anderson,Dyandria	g	2-4	0-0	0-0	1	0	1	0	4	0	1	0	0	17
15	Dimaita,Viktorija	g	0-0	0-0	0-0	0	0	0	0	2	0	2	1	1	10
32	Batchelor,Carla	g	1-2	1-1	0-0	0	2	2	1	3	0	0	0	0	7
Team						1	2	3							
Totals			19-70	1-15	3-4	19	16	35	20	42	6	15	2	4	200

FG % 1st Half: 8-37 21.6% 2nd half: 11-33 33.3% Game: 19-70 27.1% Deadball Rebounds 0
 3FG % 1st Half: 0-4 0.0% 2nd half: 1-11 9.1% Game: 1-15 6.7%
 FT % 1st Half: 1-2 50.0% 2nd half: 2-2 100.0% Game: 3-4 75.0%

Officials: Lisa Mattingly, Laura Morris, Felicia Grinter
 Technical fouls: #1/1 South Carolina-None. Florida-None.
 Attendance:
 Duration: 1:50
 UF #1 R. Williams fouls out at 11:41(2)

Score by periods	1st	2nd	Total
#1/1 South Carolina	40	37	77
Florida	17	25	42

Points In Off 2nd Fast Bench
 SC 22 10 14 6 23
 MU 14 0 4 0 9
 Points In Off 2nd Fast Bench
 UA 46 20 11 14 47
 UF 26 13 12 4 23



Official Basketball Box Score - Game Totals - Final Statistics
#12/10 Texas A&M vs #1/1 South Carolina
 01/26/15 7 p.m. at Columbia, S.C./Colonial Life Arena



#12/10 Texas A&M 61 • 16-5, 4-3 SEC

#	Player	Total		3-Ptr		Rebounds			PF	TP	A	TO	Bk	Stl	Min
		FG-FGA	FG-FGA	FT-FTA	Off	Def	Tot								
01	Courtney Williams	f	3-21	1-2	5-6	1	4	5	2	12	3	2	0	3	34
03	Achiri Ade	f	5-10	0-0	5-7	2	3	5	3	15	0	1	2	1	38
00	Khaalila Hillsman	c	1-2	0-0	0-0	0	1	1	3	2	0	0	0	0	16
24	Jordan Jones	g	6-10	2-5	0-1	2	2	4	4	14	4	5	0	2	28
33	Courtney Walker	g	5-8	0-0	0-0	0	1	1	3	10	1	6	1	1	35
11	Curtye Knox	g	0-2	0-1	0-0	0	1	1	0	0	2	1	0	0	12
12	Jada Terry	g	0-0	0-0	0-0	0	1	1	0	0	0	0	0	0	2
13	Chelsea Jennings	g	0-3	0-0	0-0	1	2	3	0	0	1	0	0	0	6
15	Tori Scott	g	2-3	0-0	0-0	1	2	2	4	0	0	0	0	0	9
23	Rachel Mitchell	g	2-3	0-0	0-2	1	3	5	4	4	0	1	0	1	18
32	T. Scott-Williams	g	0-0	0-0	0-0	0	0	0	0	0	0	0	0	0	2
Team						1	0	1							
Totals			24-62	3-8	10-16	10	19	29	22	61	11	16	3	8	200

FG % 1st Half: 13-28 46.4% 2nd half: 11-34 32.4% Game: 24-62 38.7% Deadball Rebounds 21
 3FG % 1st Half: 2-4 50.0% 2nd half: 1-4 25.0% Game: 3-8 37.5%
 FT % 1st Half: 3-4 75.0% 2nd half: 7-12 58.3% Game: 10-16 62.5%

#1/1 South Carolina 79 • 19-0 (7-0 SEC)

#	Player	Total		3-Ptr		Rebounds			PF	TP	A	TO	Bk	Stl	Min
		FG-FGA	FG-FGA	FT-FTA	Off	Def	Tot								
24	WELCH, Aleighsa	f	5-9	0-0	2-4	1	6	7	5	12	0	1	2	0	24
31	DOZIER, Asia	f	0-1	0-0	0-0	0	1	1	1	0	1	3	0	0	10
33	IBIAM, Elem	c	3-4	0-0	0-0	1	2	3	1	6	0	1	1	0	17
05	SESSIONS, Khadijah	g	1-2	0-0	2-2	0	2	2	1	4	2	2	1	4	24
25	MITCHELL, Tiffany	g	5-12	0-2	6-6	1	1	2	0	16	3	1	0	2	33
01	CUEVAS, Bianca	g	2-5	0-0	0-0	0	2	2	1	4	1	3	0	1	16
02	GAINES, Olivia	g	0-1	0-0	0-0	0	0	0	0	0	0	0	0	0	7
03	DUCKETT, Kaydra	g	0-0	0-0	0-0	0	0	0	1	0	0	0	0	0	2
15	DAVIS, Tiffany	g	0-1	0-1	2-2	0	2	2	0	2	0	0	0	0	4
22	WILSON, A'ja	g	6-10	0-0	6-8	1	8	9	4	18	1	4	2	1	25
23	ROY, Tina	g	2-2	1-1	0-0	0	1	1							



Official Basketball Box Score -- Game Totals -- Final Statistics
South Carolina vs Ole Miss
 2/01/15 3:30 pm at Oxford, Miss. (Tad Smith Coliseum)



South Carolina 77 • 21-0, 9-0 SEC

#	Player	Total		3-Ptr		Rebounds			PF	TP	A	TO	Blk	Stl	Min
		FG-FGA	FG-FGA	FT-FTA	Off	Def	Tot								
31	DOZIER, Asia	f	0-1	0-1	0-0	0	1	1	0	0	2	1	0	0	11
33	IBIAM, Elem	c	4-5	0-0	2-2	1	0	1	2	10	1	1	0	0	14
05	SESSIONS, Khadijah	g	3-5	0-1	1-3	1	1	2	2	7	3	1	0	2	31
24	WELCH, Aleighsa	g	2-4	0-0	2-8	1	4	5	2	6	2	0	2	0	32
25	MITCHELL, Tiffany	g	4-10	2-3	1-3	1	4	5	3	11	1	2	0	1	33
00	FARMER, India	g	0-0	0-0	0-0	0	0	0	0	0	0	0	0	0	0+
01	CUEVAS, Bianca	g	5-8	2-4	9-11	1	3	4	4	21	0	2	0	1	24
02	GAINES, Olivia	g	0-0	0-0	0-0	0	0	0	0	0	0	0	0	0	3
03	DUCKETT, Kaydra	g	0-0	0-0	0-0	0	0	0	0	0	0	0	0	0	0+
22	WILSON, A'ja	g	4-12	0-0	3-4	4	2	6	2	11	1	1	1	2	21
23	ROY, Tina	g	0-1	0-0	1-2	0	1	1	0	1	1	0	0	0	7
41	COATES, Alaina	g	2-5	0-0	6-7	5	5	10	2	10	1	2	2	1	24
	Team					1	4	5							
	Totals		24-51	4-9	25-40	15	25	40	17	77	12	10	5	7	200

FG % 1st Half: 10-26 38.5% 2nd half: 14-25 56.0% Game: 24-51 47.1%
 3FG % 1st Half: 3-6 50.0% 2nd half: 1-3 33.3% Game: 4-9 44.4%
 FT % 1st Half: 13-19 68.4% 2nd half: 12-21 57.1% Game: 25-40 62.5%

Ole Miss 59 • 14-8, 4-5 SEC

#	Player	Total		3-Ptr		Rebounds			PF	TP	A	TO	Blk	Stl	Min
		FG-FGA	FG-FGA	FT-FTA	Off	Def	Tot								
22	Mccray,Danielle	f	2-6	0-0	2-4	3	1	4	5	6	0	1	0	1	28
32	Faleru,Tia	f	3-6	0-0	0-2	2	11	13	4	6	1	4	0	1	31
03	Hayes,A'Queen	g	2-6	0-1	0-4	1	2	3	3	4	5	5	0	3	35
05	Sisk,Erika	g	3-8	0-2	6-10	1	1	2	4	12	2	4	0	1	38
23	Sesson,Shandricka	g	6-12	0-5	0-0	2	1	3	5	12	0	1	0	1	11
11	Joseph,Shequila	g	3-7	2-4	0-2	3	1	4	4	8	0	0	0	0	14
12	Frizzell,Gracie	g	2-5	1-4	0-0	0	1	1	1	5	0	1	0	0	25
13	Porter,Sarah	g	0-1	0-0	0-0	0	0	0	0	0	0	0	0	0	1
15	Briggs,Kelsey	g	1-3	1-2	0-0	0	0	0	1	3	0	0	0	0	8
20	Singletary,Amber	g	1-3	1-2	0-0	2	0	2	5	3	2	0	0	0	9
	Team					3	1	4							
	Totals		23-57	5-20	8-22	17	19	36	32	59	10	16	0	7	200

FG % 1st Half: 11-29 37.9% 2nd half: 12-28 42.9% Game: 23-57 40.4%
 3FG % 1st Half: 4-9 44.4% 2nd half: 1-11 9.1% Game: 4-9 44.4%
 FT % 1st Half: 3-9 33.3% 2nd half: 5-13 38.5% Game: 8-22 36.4%

Officials: R:Tina Napier, U1:Metta Roberts, U2:Jules Gallien
 Technical fouls: South Carolina-None. Ole Miss-None.
 Attendance: 1935

Score by periods	1st	2nd	Total
South Carolina	36	41	77
Ole Miss	29	30	59

Last FG - SC 2nd-01:07, OM 2nd-01:23.
 Largest lead - SC by 20 2nd-04:24, OM by 9 1st-09:25.

Score tied - 4 times.
 Lead changed - 6 times.



Official Basketball Box Score -- Game Totals -- Final Statistics
#1/1 South Carolina vs #22/21 Georgia
 02/05/15 7:02 PM ET at Stegeman Coliseum -- Athens, Ga.



#1/1 South Carolina 58 • 22-0 (10-0)

#	Player	Total		3-Ptr		Rebounds			PF	TP	A	TO	Blk	Stl	Min
		FG-FGA	FG-FGA	FT-FTA	Off	Def	Tot								
05	SESSIONS, Khadijah	*	0-1	0-0	1-4	0	3	3	2	1	2	1	0	0	22
24	WELCH, Aleighsa	*	1-7	0-0	0-1	9	5	14	2	2	2	0	3	0	22
25	MITCHELL, Tiffany	*	5-11	2-4	2-2	1	2	3	2	14	3	1	0	2	29
31	DOZIER, Asia	*	0-4	0-4	0-0	0	4	4	0	0	0	1	1	0	19
33	IBIAM, Elem	*	3-6	0-0	2-2	1	2	3	5	8	0	5	2	0	24
01	CUEVAS, Bianca	*	7-14	2-4	0-1	1	3	4	0	16	2	2	0	2	20
02	GAINES, Olivia	*	1-2	0-0	0-0	0	1	1	1	2	1	0	0	0	10
03	DUCKETT, Kaydra	*	0-1	0-0	0-2	0	1	1	0	0	0	0	0	0	4
22	WILSON, A'ja	*	1-2	0-0	2-4	2	3	5	5	4	0	6	2	0	9
23	ROY, Tina	*	2-5	2-4	0-0	0	2	2	1	6	0	1	0	0	20
40	WHITE, Jatarie	*	2-4	0-0	1-2	0	7	7	3	5	0	2	2	0	21
	Team					3	0	3							
	Totals		22-57	6-16	8-18	17	33	50	21	58	10	19	10	4	200

FG % 1st Half: 13-30 43.3% 2nd half: 9-27 33.3% Game: 22-57 38.6%
 3FG % 1st Half: 3-7 42.9% 2nd half: 3-9 33.3% Game: 6-16 37.5%
 FT % 1st Half: 1-4 25.0% 2nd half: 7-14 50.0% Game: 8-18 44.4%

#22/21 Georgia 35 • 17-6 (5-5)

#	Player	Total		3-Ptr		Rebounds			PF	TP	A	TO	Blk	Stl	Min
		FG-FGA	FG-FGA	FT-FTA	Off	Def	Tot								
03	Tiaria Griffin	*	3-15	1-9	0-0	1	4	5	0	7	0	0	0	1	38
13	Merritt Hempe	*	2-6	0-1	0-2	2	2	4	4	4	0	3	1	2	24
24	Marjorie Butler	*	0-4	0-2	0-0	3	1	4	2	0	1	1	0	0	15
31	Erika Ford	*	0-6	0-2	0-0	2	4	6	4	0	1	2	0	1	27
33	Mackenzie Ingram	*	3-15	1-4	1-2	2	2	4	1	8	0	3	2	1	38
11	Pachis Roberts	*	1-5	0-1	3-3	1	2	3	1	5	1	2	0	0	15
12	Haley Clark	*	2-3	0-0	4-5	1	3	4	2	8	1	1	0	2	25
23	Hale Washington	*	1-4	0-0	1-3	1	4	5	5	3	1	3	0	0	18
	Team					1	2	3							
	Totals		12-58	2-19	9-15	14	24	38	19	35	5	17	3	7	200

FG % 1st Half: 5-28 17.9% 2nd half: 7-30 23.3% Game: 12-58 20.7%
 3FG % 1st Half: 1-9 11.1% 2nd half: 1-10 10.0% Game: 2-19 10.5%
 FT % 1st Half: 3-8 37.5% 2nd half: 6-7 85.7% Game: 9-15 60.0%

Officials: Michael Price, Beverly Roberts, Denise Brooks
 Technical fouls: #1/1 South Carolina-None. #22/21 Georgia-None.
 Attendance: 4896
 1st half 19:18, flagrant 1 foul on USC # 24, Aleighsa Welch.

Score by periods	1st	2nd	Total
#1/1 South Carolina	30	28	58
#22/21 Georgia	14	21	35

	Points	In	Off	2nd	Fast	Bench
	SC	Paint	T/O	Chance	Break	
USA	26	10	13	10	33	
UGA	14	18	8	0	16	

Last FG - SC 2nd-01:31, UGA 2nd-03:25.
 Largest lead - SC by 25 2nd-12:10, UGA by 2 1st-18:56.

Score tied - 3 times.
 Lead changed - 1 time.



Official Basketball Box Score -- Game Totals -- Final Statistics
#1/1 South Carolina vs #2/2 Connecticut
 02/09/15 8 p.m. at Storrs, Conn. - Gampel Pavilion



#1/1 South Carolina 62 • 22-1, 10-0 SEC

#	Player	Total		3-Ptr		Rebounds			PF	TP	A	TO	Blk	Stl	Min
		FG-FGA	FG-FGA	FT-FTA	Off	Def	Tot								
24	WELCH, Aleighsa	f	8-17	0-0	1-3	7	4	11	1	17	0	3	0	1	33
31	DOZIER, Asia	f	1-3	0-0	0-0	0	1	1	1	2	1	0	0	1	16
33	IBIAM, Elem	c	0-0	0-0	0-0	1	2	3	1	0	0	2	0	0	14
05	SESSIONS, Khadijah	g	3-8	2-4	0-0	1	0	1	2	8	1	1	0	1	25
25	MITCHELL, Tiffany	g	6-12	3-4	2-3	2	2	4	4	17	3	3	0	2	37
01	CUEVAS, Bianca	g	1-6	0-1	0-0	0	0	0	3	2	1	1	0	0	22
02	GAINES, Olivia	g	0-1	0-0	0-0	0	1	1	0	0	0	0	0	0	1
03	DUCKETT, Kaydra	g	0-1	0-0	0-0	1	0	1	1	0	0	0	0	1	1
22	WILSON, A'ja	g	4-8	0-0	2-4	3	3	6	2	10	2	1	0	0	22
23	ROY, Tina	g	0-3	0-0	0-0	0	0	0	0	0	0	2	0	0	6
40	WHITE, Jatarie	g	0-1	0-0	0-0	0	0	0	0	0	0	1	0	0	4
41	COATES, Alaina	g	3-6	0-0	0-0	2	1	3	3	6	1	1	1	0	19
	Team					4	2	6							
	Totals		26-66	5-9	5-10	21	16	37	18	62	9	17	1	6	200

FG % 1st Half: 14-32 43.8% 2nd half: 12-34 35.3% Game: 26-66 39.4%
 3FG % 1st Half: 2-4 50.0% 2nd half: 3-5 60.0% Game: 5-9 55.6%
 FT % 1st Half: 1-1 100.0% 2nd half: 4-9 44.4% Game: 5-10 50.0%

#2/2 Connecticut 87 • 23-1, 12-0 AAC

#	Player	Total		3-Ptr		Rebounds			PF	TP	A	TO	Blk	Stl	Min
		FG-FGA	FG-FGA	FT-FTA	Off	Def	Tot								
03	TUCK, Morgan	f	7-14	2-3	1-2	1	5	6	2	17	3	1	0	0	35
23	MOSQUEDA-LEWIS, K.	f	7-12	5-6	4-4	1	2	3	3	23	4	3	0	4	37
30	STEWART, Breanna	f	7-14	0-1	8-11	4	4	8	3	22	1	3	5	0	37
04	JEFFERSON, Moriah	g	7-9	1-1	1-1	0	4	4	2	16	6	1	0	2	38
11	NURSE, Kia	g	1-5	0-0	2-2	0	1	1	1	4	4	3	2	0	19
12	CHONG, Sania	g	1-1	0-0	0-1	1	0	1	0	2	1	0	0	1	16
15	WILLIAMS, Gabby	g	0-0	0-0	1-2	1	0	1	0	1	0	0	0	0	4
20	LAWLOR, Tierney	g	0-0	0-0	0-0	0	0	0	0	0	0	0	0	0	1
22	EKMARK, Courtney	g	0-0	0-0	0-0	0	0	0	0	0	0	0	0	0	1
24	PULIDO, Briana	g	0-0	0-0	0-0	0	0	0	0	0	0	1			



Official Basketball Box Score -- Game Totals -- Final Statistics
Vanderbilt vs #1/2 South Carolina
 02/15/15 12 p.m. at Columbia, S.C./Colonial Life Arena



Vanderbilt 59 • 13-12 (4-8 SEC)

#	Player	Total		3-Ptr		Rebounds			PF	TP	A	TO	Blk	Stl	Min
		FG-FGA	FG-FGA	FT-FTA	Off	Def	Tot								
21	Heather Bowe	f	2-7	0-0	0-0	1	3	4	2	4	0	1	0	0	14
22	Marques Webb	f	4-8	0-0	3-6	0	1	1	4	11	0	1	0	1	29
01	Rebekah Dahlman	g	5-9	1-1	2-2	0	1	1	5	13	3	7	0	1	29
15	Jasmine Jenkins	g	1-3	0-0	1-2	1	3	4	4	3	2	5	0	2	31
25	Morgan Batey	g	2-3	0-0	0-1	1	1	2	1	4	2	1	0	1	19
03	Rachel Bell		3-6	1-3	0-0	1	1	2	2	7	1	1	1	0	29
13	A. Caron-Goudreau		3-5	0-0	1-2	1	2	3	4	7	1	4	1	0	25
24	Kristen Gaffney		0-2	0-0	0-0	0	0	0	0	0	0	0	0	0	4
41	Paris Kea		5-8	0-0	0-0	2	2	4	0	10	2	2	0	2	15
44	Rayte'a Long		0-1	0-0	0-0	0	2	2	1	0	1	0	0	0	5
	Team					0	0	0							
	Totals		25-52	2-4	7-13	7	16	23	23	59	12	22	2	7	200

FG % 1st Half: 12-26 46.2% 2nd half: 13-26 50.0% Game: 25-52 48.1% Deadball Rebounds 3.1
 3FG % 1st Half: 0-0 0.0% 2nd half: 2-4 50.0% Game: 3-9 33.3%
 FT % 1st Half: 3-6 50.0% 2nd half: 4-7 57.1% Game: 7-13 53.8%

#1/2 South Carolina 89 • 24-1 (12-0 SEC)

#	Player	Total		3-Ptr		Rebounds			PF	TP	A	TO	Blk	Stl	Min
		FG-FGA	FG-FGA	FT-FTA	Off	Def	Tot								
24	WELCH, Aleighsa	f	3-5	0-0	0-0	6	3	9	1	6	1	4	0	2	22
31	DOZIER, Asia	f	0-3	0-3	0-0	0	0	0	1	0	1	0	0	0	13
33	IBIAM, Elem	c	4-8	0-0	1-1	1	3	4	4	9	1	0	0	0	17
05	SESSIONS, Khadijah	g	1-2	1-1	0-1	0	2	2	2	3	3	1	1	3	18
25	MITCHELL, Tiffany	g	8-12	1-4	3-4	2	1	3	0	20	1	4	0	4	26
01	CUEVAS, Bianca		0-5	0-1	4-4	2	1	3	0	4	5	3	0	3	21
02	GAINES, Olivia		0-1	0-0	0-0	1	2	3	1	0	1	1	0	0	13
03	DUCKETT, Kaydra		0-2	0-0	0-0	1	0	1	0	0	0	0	0	0	3
22	WILSON, A'ja		5-7	0-0	10-11	2	3	5	0	20	2	0	0	1	20
23	ROY, Tina		3-4	3-4	0-0	0	2	2	0	9	4	2	0	0	18
40	WHITE, Jatarie		1-7	0-0	2-2	1	3	4	2	4	0	0	0	1	12
41	COATES, Alaina		6-9	0-0	2-3	2	1	3	4	14	1	1	1	0	17
	Team					2	2	4							
	Totals		31-65	5-13	22-26	20	23	43	15	89	20	16	2	14	200

FG % 1st Half: 16-34 47.1% 2nd half: 15-31 48.4% Game: 31-65 47.7% Deadball Rebounds 1
 3FG % 1st Half: 2-6 33.3% 2nd half: 3-7 42.9% Game: 5-13 38.5%
 FT % 1st Half: 12-13 92.3% 2nd half: 10-13 76.9% Game: 22-26 84.6%

Officials: Felicia Grinter, Frank Steratore, Bruce Morris
 Technical fouls: Vanderbilt-None. #1/2 South Carolina-None.
 Attendance: 15255

Score by periods	1st	2nd	Total
Vanderbilt	27	32	59
#1/2 South Carolina	46	43	89

Points	In	Off	2nd	Fast	Bench
Paint	Paint	T/O	Chance	Break	
VANDY	32	18	8	12	24
SC	50	29	18	21	51

Last FG - VANDY 2nd-00:16, SC 2nd-01:32.
 Largest lead - VANDY by 2 1st-18:58, SC by 35 2nd-02:47.

Score tied - 3 times.
 Lead changed - 2 times.



Official Basketball Box Score -- Game Totals -- Final Statistics
#6/6 Tennessee vs #2/2 South Carolina
 02/23/15 9 p.m. at Columbia, S.C./Colonial Life Arena



#6/6 Tennessee 66 • 23-4 (13-1 SEC)

#	Player	Total		3-Ptr		Rebounds			PF	TP	A	TO	Blk	Stl	Min
		FG-FGA	FG-FGA	FT-FTA	Off	Def	Tot								
11	Burdick, Cierra	f	7-11	1-2	1-2	3	7	10	4	16	2	3	0	0	34
12	Graves, Bashaara	f	8-17	0-0	4-5	3	4	7	3	20	1	1	0	0	36
00	Reynolds, Jordan	g	4-10	0-2	2-2	1	0	1	2	10	3	2	0	0	33
05	Messangale, Ariel	g	2-9	2-7	2-2	0	2	2	3	8	1	0	0	0	40
14	Carter, Andraya	g	4-9	0-2	2-2	0	2	2	1	10	2	0	0	2	38
01	Moore, Nia		0-0	0-0	0-0	0	0	0	0	0	0	0	0	0	1
33	Nared, Jaime		1-4	0-0	0-1	1	4	5	1	2	1	0	1	0	16
33	Middleton, Alexa		0-0	0-0	0-0	0	1	1	0	0	0	0	0	0	2
	Team					3	2	5							
	Totals		26-60	3-13	11-14	11	22	33	14	66	10	6	1	2	200

FG % 1st Half: 13-31 41.9% 2nd half: 13-29 44.8% Game: 26-60 43.3% Deadball Rebounds 1.1
 3FG % 1st Half: 1-6 16.7% 2nd half: 2-7 28.6% Game: 3-13 23.1%
 FT % 1st Half: 6-9 66.7% 2nd half: 5-5 100.0% Game: 11-14 78.6%

#2/2 South Carolina 71 • 26-1 (14-0 SEC)

#	Player	Total		3-Ptr		Rebounds			PF	TP	A	TO	Blk	Stl	Min
		FG-FGA	FG-FGA	FT-FTA	Off	Def	Tot								
24	WELCH, Aleighsa	f	9-14	0-0	1-2	9	5	14	0	19	2	2	1	1	33
31	DOZIER, Asia	f	2-6	1-4	2-2	1	2	3	1	7	1	0	0	1	24
33	IBIAM, Elem	c	6-9	0-0	0-0	5	3	8	2	12	0	0	0	0	18
05	SESSIONS, Khadijah	g	1-6	0-2	0-1	1	1	2	3	2	4	0	0	0	33
25	MITCHELL, Tiffany	g	6-14	0-1	4-5	1	6	7	1	16	4	0	0	0	38
01	CUEVAS, Bianca		0-6	0-0	0-0	0	1	1	0	0	1	1	0	1	12
22	WILSON, A'ja		3-7	0-0	2-2	1	0	1	1	8	0	0	0	1	12
23	ROY, Tina		0-2	0-1	0-0	0	1	1	0	0	0	0	0	0	8
41	COATES, Alaina		3-6	0-0	1-2	3	3	6	4	7	1	2	1	1	22
	Team					0	3	3							
	Totals		30-70	1-8	10-14	21	25	46	12	71	13	5	3	5	200

FG % 1st Half: 17-38 44.7% 2nd half: 13-32 40.6% Game: 30-70 42.9% Deadball Rebounds 0
 3FG % 1st Half: 0-4 0.0% 2nd half: 1-4 25.0% Game: 1-8 12.5%
 FT % 1st Half: 2-4 50.0% 2nd half: 8-10 80.0% Game: 10-14 71.4%

Officials: Bryan Enterline, Sue Blauch, Roy Gulbeyan
 Technical fouls: #6/6 Tennessee-None. #2/2 South Carolina-None.
 Attendance: 14390

Score by periods	1st	2nd	Total
#6/6 Tennessee	33	33	66
#2/2 South Carolina	36	35	71

Points	In	Off	2nd	Fast	Bench
Paint	Paint	T/O	Chance	Break	
UT	30	8	8	5	2
SC	44	10	21	2	15

Last FG - UT 2nd-00:22, SC 2nd-05:15.
 Largest lead - UT None, SC by 11 2nd-10:14.

Score tied - 3 times.
 Lead changed - 0 times.



Official Basketball Box Score -- Game Totals -- Final Statistics
#2/2 South Carolina vs Arkansas
 02/19/15 8 p.m. at Fayetteville, Ark. (Bud Walton Arena)



#2/2 South Carolina 73 • 25-1, 13-0 SEC

#	Player	Total		3-Ptr		Rebounds			PF	TP	A	TO	Blk	Stl	Min
		FG-FGA	FG-FGA	FT-FTA	Off	Def	Tot								
24	WELCH, Aleighsa	f	1-4	0-0	0-0	0	3	3	2	2	3	3	0	0	28
31	DOZIER, Asia	f	3-4	3-4	0-0	0	2	2	1	9	1	1	0	0	12
33	IBIAM, Elem	c	0-2	0-0	2-2	0	3	3	2	2	0	0	3	0	12
05	SESSIONS, Khadijah	g	3-5	2-3	3-4	2	3	5	2	11	7	3	0	4	33
25	MITCHELL, Tiffany	g	4-9	0-4	7-7	0	0	0	2	25	2	4	3	5	37
01	CUEVAS, Bianca		0-1	0-0	0-0	0	0	0	0	2	0	0	0	0	2
02	GAINES, Olivia		0-0	0-0	0-0	0	0	0	1	0	0	0	0	0	4
22	WILSON, A'ja		7-10	0-1	0-2	2	2	4	1	14	1	1	3	0	21
23	ROY, Tina		2-5	2-5	0-0	1	1	2	0	6	2	1	1	0	24
41	COATES, Alaina		5-8	0-0	4-5	3	8	11	3	14	0	3	1	0	27
	Team					2	2	4							
	Totals		25-48	7-17	16-20	10	24	34	16	73	16	18	11	9	200

FG % 1st Half: 16-28 57.1% 2nd half: 9-20 45.0% Game: 25-48 52.1% Deadball Rebounds 2.1
 3FG % 1st Half: 4-8 50.0% 2nd half: 3-9 33.3% Game: 7-17 41.2%
 FT % 1st Half: 2-3 66.7% 2nd half: 14-17 82.4% Game: 16-20 80.0%

Arkansas 56 • 15-10,5-8 SEC

#	Player	Total		3-Ptr		Rebounds			PF	TP	A	TO	Blk	Stl	Min
		FG-FGA	FG-FGA	FT-FTA	Off	Def	Tot								
00	JACKSON, Jessica	f	8-19	2-6	2-2	3	6	9	4	20	2	1	1	1	38
42	BOWEN, Jhasmin	f	4-6	0-0	0-5	0	2	2	5	8	0	2	0	1	22
11	BERNA, Calli	g	5-7	3-3	0-0	1	4	5	3	13	7	4	0	2	40
15	BROOKS, Kelsey	g	3-10	1-2	1-1	2	0	2	1	8	1	2	0	0	25
33	WOLFF, Melissa	g	2-7	0-0	0-0	1	2	3	1	4	1	3	0	3	20
14	BOSTAD, McKinley		0-3	0-1	3-4	0	0	0	1	3	1	2	0	0	24
25	BAILEY, Joey		0-2	0-0	0-0	0	0	0	3	0	0	0	0	0	21
	Team					3	0	3							
	Totals		22-54	6-12	6-12	10	14	24	18	56	12	15	1	7	200

FG % 1st Half: 12-28 42.9% 2nd half: 10-26 38.5% Game: 22-54 40.7% Deadball Rebounds 3.1
 3FG % 1st Half: 3-7 42.9% 2nd half: 3-5 60.0% Game: 6-12 50.0%
 FT % 1st Half: 4-5 80.0% 2nd half: 2-7 28.6% Game: 6-12 50.0%

Officials: Mark Zentz, Denise Brooks, Gina Cross
 Technical fouls: #2/2 South Carolina-None. Arkansas-TEAM.
 Attendance: 1531
 Fouled out: Arkansas #42, Bowen (0:41.5)

Score by periods



Official Basketball Box Score - Game Totals - Final Statistics
#2/2 South Carolina vs #13/15 Kentucky
 03/01/15 5:10 pm at Lexington, KY (Memorial Coliseum)



#2/2 South Carolina 56 • 27-2, 15-1

#	Player	Total		3-Ptr		Rebounds			PF	TP	A	TO	Blk	Stl	Min
		FG	FGA	FG	FGA	FT	FTA	Off							
24	WELCH, Aleighsa	f	3-3	0-0	1-1	1	1	2	4	7	3	1	0	0	23
31	DOZIER, Asia	f	0-3	0-1	0-0	0	2	2	0	0	0	2	3	0	15
33	IBIAM, Elem	c	0-2	0-0	0-0	1	1	2	1	0	0	1	0	0	11
05	SESSIONS, Khadijah	g	1-5	0-2	0-0	1	0	1	2	2	1	5	0	1	19
25	MITCHELL, Tiffany	g	3-8	1-4	1-2	1	3	4	5	8	3	2	0	0	33
01	CUEVAS, Bianca	g	1-4	1-3	1-2	1	1	2	5	4	0	1	1	1	9
02	GAINES, Olivia	g	1-3	1-2	0-0	0	0	0	1	3	1	1	0	1	11
03	DUCKETT, Kaydra	g	0-0	0-0	0-0	0	0	0	0	0	0	0	0	0	1
22	WILSON, A'ja	g	7-16	0-1	2-7	5	14	19	4	16	1	5	6	1	33
23	ROY, Tina	g	3-9	3-9	1-2	0	2	2	0	10	1	0	1	0	23
40	WHITE, Jatarie	g	0-2	0-0	0-0	0	0	0	1	0	0	0	0	0	4
41	COATES, Alaina	g	1-7	0-0	4-6	5	2	7	2	6	0	1	1	1	18
	Team					3	4				1				
	Totals		20-62	6-22	10-20	16	29	45	25	56	10	20	12	5	200

FG % 1st Half: 9-31 29.0% 2nd half: 11-31 35.5% Game: 20-62 32.3%
 3FG % 1st Half: 2-9 22.2% 2nd half: 4-13 30.8% Game: 6-22 27.3%
 FT % 1st Half: 2-4 50.0% 2nd half: 8-16 50.0% Game: 10-20 50.0%

#13/15 Kentucky 67 • 21-8, 10-6

#	Player	Total		3-Ptr		Rebounds			PF	TP	A	TO	Blk	Stl	Min
		FG	FGA	FG	FGA	FT	FTA	Off							
12	Sidney, Jelleah	f	0-1	0-0	1-2	2	1	3	2	1	0	1	1	1	10
50	Bishop, Azia	c	3-9	0-0	5-6	4	5	9	4	11	1	2	2	1	25
00	O'Neill, Jennifer	g	4-9	0-2	7-8	0	8	8	4	15	3	3	0	2	29
13	Goss, Bria	g	2-10	0-4	2-2	0	2	2	3	6	2	1	0	2	37
25	Epps, Makayla	g	3-9	0-1	8-11	1	2	3	0	14	0	1	0	1	36
05	Goodin-Rogers, Kyvin	g	2-6	2-4	3-4	1	2	3	0	9	0	1	0	1	19
15	Harper, Linnæe	g	3-10	0-1	1-2	2	6	8	1	7	0	0	0	1	23
24	Coe, Jaycee	g	0-0	0-0	0-0	0	0	0	0	0	0	0	0	0	0
35	Jennings, Alexis	g	1-5	0-1	0-0	2	3	5	4	2	1	1	3	0	13
45	Rice, Alyssa	g	1-1	0-0	0-0	0	0	0	2	2	0	1	0	0	8
	Team					3	1	4							
	Totals		19-60	2-13	27-35	15	30	45	20	67	7	11	6	9	200

FG % 1st Half: 9-31 29.0% 2nd half: 10-29 34.5% Game: 19-60 31.7%
 3FG % 1st Half: 1-8 12.5% 2nd half: 1-5 20.0% Game: 2-13 15.4%
 FT % 1st Half: 8-12 66.7% 2nd half: 19-23 82.6% Game: 27-35 77.1%

Officials: Jesse Dickerson, Mark Zentz, Jennifer Rezac
 Technical fouls: #2/2 South Carolina-None. #13/15 Kentucky-None.
 Attendance: 7560

Score by periods	1st	2nd	Total
#2/2 South Carolina	22	34	56
#13/15 Kentucky	27	40	67

Points	In	Off	2nd	Fast	Bench
Paint	Paint	T/O	Chance	Break	
SC	24	7	14	0	39
UK	24	19	15	8	20

Last FG - SC 2nd-00:20, UK 2nd-01:45.
 Largest lead - SC by 6 1st-09:13, UK by 21 2nd-11:22.
 Score tied - 3 times.
 Lead changed - 4 times.



Official Basketball Box Score - Game Totals - Final Statistics
Arkansas vs #3/4 South Carolina
 03/06/15 Noon CST at North Little Rock, AR (Verizon Arena)



Arkansas 36 • 17-13

#	Player	Total		3-Ptr		Rebounds			PF	TP	A	TO	Blk	Stl	Min
		FG	FGA	FG	FGA	FT	FTA	Off							
00	JACKSON, Jessica	f	2-13	2-4	7-8	0	3	3	2	13	0	2	1	1	39
33	WOLFF, Melissa	f	4-12	0-0	0-0	2	2	4	0	8	2	2	2	1	38
42	BOWEN, Jhasmin	f	1-5	0-0	0-0	4	2	6	5	2	2	1	0	0	24
11	BERNA, Calli	g	1-8	1-5	2-2	0	4	4	2	5	2	2	0	1	40
15	BROOKS, Kelsey	g	2-11	0-4	1-3	1	1	2	3	5	3	0	0	2	28
14	BOSTAD, McKinley	g	1-3	1-2	0-2	0	2	2	0	3	0	0	0	0	11
25	BAILEY, Joey	g	0-0	0-0	0-0	0	1	1	0	0	0	0	0	0	2
32	WEST, Khadijah	g	0-5	0-0	0-0	3	3	6	4	0	0	0	0	0	18
	Team					4	0	4							
	Totals		11-57	4-15	10-15	14	18	32	16	36	9	8	3	5	200

FG % 1st Half: 7-31 22.6% 2nd half: 4-26 15.4% Game: 11-57 19.3%
 3FG % 1st Half: 3-7 42.9% 2nd half: 1-8 12.5% Game: 4-15 26.7%
 FT % 1st Half: 0-2 0.0% 2nd half: 10-13 76.9% Game: 10-15 66.7%

#3/4 South Carolina 58 • 28-2

#	Player	Total		3-Ptr		Rebounds			PF	TP	A	TO	Blk	Stl	Min
		FG	FGA	FG	FGA	FT	FTA	Off							
24	WELCH, Aleighsa	f	3-6	0-0	0-0	1	3	4	3	6	2	2	3	1	35
31	DOZIER, Asia	f	3-5	0-1	0-0	0	2	2	1	6	1	1	0	0	21
33	IBIAM, Elem	c	3-4	0-0	1-4	4	5	9	1	7	0	2	4	1	21
05	SESSIONS, Khadijah	g	0-3	0-1	0-1	0	3	3	3	0	3	0	0	0	19
25	MITCHELL, Tiffany	g	5-12	2-5	0-0	0	3	3	2	12	1	3	0	0	27
01	CUEVAS, Bianca	g	1-5	0-2	2-2	0	0	0	1	4	4	1	0	1	12
02	GAINES, Olivia	g	0-1	0-0	0-0	0	1	1	1	0	0	0	0	0	4
22	WILSON, A'ja	g	2-4	0-0	4-4	2	5	7	1	8	1	2	4	0	19
23	ROY, Tina	g	2-4	0-1	0-0	0	2	2	0	4	4	1	1	0	23
40	WHITE, Jatarie	g	0-0	0-0	0-0	1	0	1	0	0	0	0	1	0	2
41	COATES, Alaina	g	5-10	0-0	1-1	4	4	8	1	11	0	1	2	1	17
	Team					1	3	4							
	Totals		24-54	2-10	8-12	13	31	44	14	58	16	13	15	4	200

FG % 1st Half: 13-28 46.4% 2nd half: 11-26 42.3% Game: 24-54 44.4%
 3FG % 1st Half: 2-6 33.3% 2nd half: 0-4 0.0% Game: 2-10 20.0%
 FT % 1st Half: 3-4 75.0% 2nd half: 5-8 62.5% Game: 8-12 66.7%

Officials: Beverly Roberts, Denise Brooks, Roy Gulbeyan
 Technical fouls: Arkansas-None. #3/4 South Carolina-None.
 Attendance: 4630

Score by periods	1st	2nd	Total
Arkansas	17	19	36
#3/4 South Carolina	31	27	58

Points	In	Off	2nd	Fast	Bench
Paint	Paint	T/O	Chance	Break	
AR	6	12	11	2	3
SC	40	9	14	4	27

Last FG - AR 2nd-11:15, SC 2nd-01:44.
 Largest lead - AR None, SC by 23 2nd-00:35.
 Score tied - 0 times.
 Lead changed - 0 times.



Official Basketball Box Score - Game Totals - Final Statistics
LSU vs #3/4 South Carolina
 03/07/15 4 pm CST at North Little Rock, AR (Verizon Arena)



LSU 54 • 17-13

#	Player	Total		3-Ptr		Rebounds			PF	TP	A	TO	Blk	Stl	Min
		FG	FGA	FG	FGA	FT	FTA	Off							
42	BOYKIN, Sheila	f	1-3	0-0	0-0	4	2	6	3	2	2	2	0	0	29
04	PEDERSEN, Anne	g	0-2	0-1	0-0	0	2	2	2	0	1	2	1	0	22
11	MONCRIEF, Raigyne	g	8-17	0-0	4-6	2	1	3	2	20	1	3	0	1	36
24	HANDREN, DaSHAWN	g	7-13	5-8	0-0	2	3	5	1	19	0	1	0	1	30
32	BALLARD, Danielle	g	2-10	0-2	4-6	2	2	4	3	8	5	3	0	1	34
01	DEEMER, Jenna	g	1-1	1-1	0-0	0	0	0	1	3	0	1	0	0	7
03	BETHEL, Akilah	g	1-4	0-0	0-0	1	0	1	3	2	2	2	0	2	24
13	HILL, Rina	g	0-1	0-0	0-2	0	1	1	1	0	2	1	0	2	12
31	JONES, Ann	g	0-1	0-0	0-0	0	0	0	1	0	0	1	0	0	6
	Team					0	3	3							
	Totals		20-52	6-12	8-14	11	14	25	17	54	13	16	1	7	200

FG % 1st Half: 12-28 42.9% 2nd half: 8-24 33.3% Game: 20-52 38.5%
 3FG % 1st Half: 5-5 100.0% 2nd half: 1-7 14.3% Game: 6-12 50.0%
 FT % 1st Half: 2-4 50.0% 2nd half: 6-10 60.0% Game: 8-14 57.1%

#3/4 South Carolina 74 • 29-2

#	Player	Total		3-Ptr		Rebounds			PF	TP	A	TO	Blk	Stl	Min
		FG	FGA	FG	FGA	FT	FTA	Off							
24	WELCH, Aleighsa	f	4-9	0-0	3-5	4	6	10	0	11	3	0	0	2	30
31	DOZIER, Asia	f	1-2	0-1	0-0	0	0	0	2	2	1	1	0	2	11
33	IBIAM, Elem	c	2-2	0-0	5-6	1	3	4	2	9	0	2	1	0	14
05	SESSIONS, Khadijah	g	1-2	0-0	0-0	0	1	1	1	2	3	2	0	1	18
25	MITCHELL, Tiffany	g	1-6	0-4	2-2	0	0	0	3	4	2	5	1	2	26
01	CUEVAS, Bianca	g	2-3	0-1	0-0	0	0	0	0	4	3	0	0	0	9
02	GAINES, Olivia	g	2-4	0-0	0-0	0	2	2	0	4	4	1	1	2	18
22	WILSON, A'ja	g	3-4	0-0	1-3	1	3	4	1	7	0	1	2	0	21
23	ROY, Tina	g	5-11	5-10	0-0	1	0	1	1	15	4	2	0	0	24
40	WHITE, Jatarie	g	0-0	0-0	0-0	0	1	1	0	0	1	1	0	1	3
41	COATES, Alaina	g	8-11	0-0	0-0	3									



DAWN STALEY

**7th Season at South Carolina
Virginia, 1992**

When three-time Olympic gold medalist Dawn Staley took the reins of the University of South Carolina women's basketball program on May 10, 2008, the Gamecocks' stature immediately rose not just in the Southeastern Conference but on the national stage as well. Building on a foundation of hard work, defensive effort and a "team first" mentality, South Carolina began to realize those expectations in 2011-12, and the team's four consecutive 25-win seasons since then mark the most successful four-year stretch in program history. Increasing the annual win total each season, the program's steady improvement is highlighted by many program firsts – SEC Tournament title (2015), No. 1 national ranking (12 weeks in 2014-15), SEC regular-season championship (2014, 2015) and No. 1 seed in the NCAA Tournament (2014). Under Staley, the Gamecocks are playing in four straight NCAA Tournaments for the second time in program history and have two Sweet 16 appearances among the streak. Staley is just the second woman in college basketball history to both play for and coach a No. 1-ranked team, joining Baylor's Kim Mulkey in the elite category. Staley's Virginia team was ranked No. 1 for a total of 24 weeks spanning her junior and senior seasons. She has led the Gamecocks to 12 weeks in the top spot in the Associated Press poll so far.

In her 14 seasons as a head coach, Staley has amassed a 323-153 record, including her 151-73 slate in her seventh season at South Carolina. She has led her teams to 10 20-win seasons, a total of 12 postseason appearances (two WNIT), highlighted by the Gamecocks' pair of Sweet 16 appearances and 32 weeks in the Associated Press top 10, including 23 in the top five. The future continues to brighten as the nation's top recruits make Columbia, S.C., a highly coveted destination. Consistently signing the top players in the state, Staley's 2014 group illustrated the seeds her staff had been sowing since its arrival as the No. 1 recruit in the class joined two other top-35 entries among the five-member class that was ranked No. 2 in the nation.

While her coaching career is blossoming, Staley is still recognized for her body of work as a one of the most decorated participants in United States women's basketball history. The Naismith Memorial Basketball Hall of Fame solidified her legacy with her enshrinement into the Hall as part of the Class of 2013. The Phoenix Club of Philadelphia established the Dawn Staley Award recognizing the nation's top guard in women's Division I basketball in 2013 as well. Staley was inducted into the Women's Basketball Hall of Fame as part of the Class of 2012 and was one of the final nominees for induction to the U.S. Olympic Hall of Fame the same year. In the summer of 2011, the WNBA recognized her as one of the league's "Top 15," honoring the most influential players in the league's history.

At the helm of the Gamecocks over the last seven seasons, Staley has been named National Coach of the Year (2014, Basketball Times), Naismith National Coach of the Year Finalist (2014), SEC Coach of the Year (2014, Coaches and AP; 2015 Coaches) and BCA Female Coach of the Year (2012). She has coached an All-American, 16 All-SEC selections, six SEC All-Freshman selections, a two-time SEC Player of the Year, an SEC 6th Player of the Year, an SEC Defensive Player of the Year, an SEC Scholar-Athlete of the Year and three SEC Freshmen of the Year. The Gamecocks have won more SEC games than the season before in each of Staley's last six seasons, and her 67 SEC victories are more than any other Gamecock coach and account for more than half of the program's total 131. She has helped the Gamecocks to four of the program's five top-four finishes in the SEC, including back-to-back regular-season titles in 2014 and 2015.

HEAD COACH

Coaching Highlights

College

- 10 NCAA Tournament Appearances (4 at South Carolina)
- 10 20-Win Seasons (4 at South Carolina)
- 3 Regular-Season Conference Titles (SEC 2014, 2015; A-10 2008)
- 5 Conference Tournament Titles (SEC 2015; A-10 2002, 2004, 2005, 2006)
- Naismith National Coach of the Year Finalist (2014, 2015)
- Basketball Times National Coach of the Year (2014)
- Two-time WBCA Region Coach of the Year (Region 3 2014; Region 1 2005)
- Four-time Conference Coach of the Year (SEC 2014, 2015; A-10 2004, 2005)

USA Basketball

- Senior National Team Asst. Coach (2006-08, 2014-16) – FIBA World Championship gold medal (2014), Beijing Olympics gold medal (2008), FIBA Americas Championship gold medal (2007), FIBA World Championship bronze medal (2006)
- U18 National Team Head Coach – FIBA U18 Americas Championship gold medal (2014)
- Select Team Court Coach (Summer 2012)

Playing Highlights

U.S. Professional – 11 seasons

- Five-time WNBA All-Star (2001, 2002, 2003, 2005, 2006)
- Two-time ABL All-Star (1997, 1998)
- WNBA All-Decade Team

USA Basketball

- Olympic gold medalist (1996, 2000, 2004)
- Flag bearer for U.S. in Olympic Games Opening Ceremony (2004)
- Two-time USA Basketball Female Athlete of the Year (1994, 2004)

College – Virginia (1989-92)

- Kodak All-America (1990, 1991, 1992)
- Honda-Broderick Cup Award for Collegiate Female Athlete of the Year (1991)
- Two-time ACC Player of the Year (1991, 1992)
- NCAA Tournament Most Outstanding Player (1991)

Other Notables

- Naismith Memorial Basketball Hall of Fame, Class of 2013
- Order of the Palmetto Recipient (2013)
- Women's Basketball Hall of Fame, Class of 2012

Year-by-Year Coaching Record

Year	School	Record	Conf. Rec.	Conf. Finish	Postseason
2000-01	Temple	19-11	11-5	2nd East	WNIT
2001-02	Temple	20-11	12-4	2nd East	A-10 Tourn. Champ./NCAA 1st Round
2002-03	Temple	14-15	9-7	2nd East	
2003-04	Temple	21-10	14-2	1st East	A-10 Tourn. Champ./NCAA 1st Round
2004-05	Temple	28-4	16-0	1st East*	A-10 Tourn. Champ./NCAA 2nd Round
2005-06	Temple	24-8	12-4	3rd	A-10 Tourn. Champ./NCAA 1st Round
2006-07	Temple	25-8	13-1	2nd	NCAA 2nd Round
2007-08	Temple	21-13	12-2	T-1st	NCAA 1st Round
2008-09	South Carolina	10-18	2-12	11th	
2009-10	South Carolina	14-15	7-9	T-7th	
2010-11	South Carolina	18-15	8-8	T-5th	WNIT 2nd Round
2011-12	South Carolina	25-10	10-6	T-4th	NCAA Sweet 16
2012-13	South Carolina	25-8	11-5	T-4th	NCAA 2nd Round
2013-14	South Carolina	29-5	14-2	1st	NCAA Sweet 16
2014-15	South Carolina	30-2	15-1	T-1st	
Career	15th season	323-153	166-68		
At SC	7th season	151-73	67-43		



ALAINA COATES

6-4 • Sophomore • Center • Irmo, S.C. • Dutch Fork

#41

Career Highlights

2015 SEC All-Defensive Team	2014 SEC Co-6th Player of the Year (Coaches)
Two-time All-SEC 2nd Team (Coaches – 2014, 2015)	2014 SEC Freshman of the Year (Coaches, AP)
2015 SEC All-Tournament Team	2014 Freshman All-America First Team (Full Court)
No. 25 Player in the Nation, espnW (2014-15)	2014 SEC All-Freshman Team
2015 Naismith Trophy Top 50 Watch List	5-time SEC Freshman of the Week

- Named All-SEC Second Team for second-straight season and All-Defensive Team
- Second in the SEC with 11 double-doubles ... is third in the SEC in rebounds and 22nd in scoring ... among top 10 in blocks (4th, 1.5/gm), offensive rebs (7th, 3.0 gm) and FT %age (9th, .707)
- Has scored in double figures 19 times and posted double-digit rebounds 13 times
- Has been the team's top scorer three times – Southern Cal, at Alabama, vs. LSU
- Has led team in rebounds 15 times – Southern Cal, Clemson, Wisconsin, Charlotte, at Duke, Savannah State, at Hampton, Auburn, at Florida, Texas A&M, Alabama, at Ole Miss, at Arkansas, Mississippi St., vs. Tennessee
- Named to the SEC All-Tournament Team after averaging 10.3 points and 8.0 rebounds over the three-game event
- Came up with the tough rebounds to stifle any second-half run by #5/5 Tennessee (Mar. 8) in the SEC Championship, reeling in five of her eight in the second half
- Hit back-to-back buckets to kick off an 18-4 second-half run that turned a one-point game into a 15-point lead against LSU (Mar. 7) in SEC Tournament semifinals
- Scored six straight points in second half to put #11/13 Mississippi State (Feb. 26) away
- Grabbed three of her six rebounds against #6/6 Tennessee (Feb. 23) in final 2:00 to help seal victory
- Scored on back-to-back possessions after the Razorbacks had pulled within 10 late in the second half at Arkansas (Feb. 19) as part of her 11th double-double of the season
- Needed just nine second-half minutes to score 12 of her total 14 points against Vanderbilt (Feb. 15)
- Owned the glass in second half against LSU (Feb. 12), grabbing seven of her eight boards in the final 20 minutes
- Hit all four free throw attempts on two possessions that sparked a 28-13 run to close the first half at Ole Miss (Feb. 1), turning an eight-point deficit into a seven-point halftime lead
- Matched her career high with five blocked shots against Alabama (Jan. 29)
- Had her best game against a ranked team this season with a double-double against #12/10 Texas A&M (Jan. 26), including nine points and six rebounds in second half to help deliver victory
- Dominated Florida's (Jan. 19) frontline on the glass for her fifth game of 13 or more rebounds
- Hit all six of her free throw attempts in final 2:00 at Missouri (Jan. 15) to seal Gamecocks' win
- Grabbed a pair of rebounds during game-changing 5-0 run midway through second half of win over #10/11 Kentucky (Jan. 11)
- Scored eight points in a 13-2 first-half run that broke open the game at Alabama (Jan. 8)
- Reeled in season-high 14 rebounds in SEC opener against Auburn (Jan. 2) with seven in each half en route to seventh double-double of the season
- Posted third-straight double-double against Central Michigan (Dec. 20), including 12 points in the second half
- After just six minutes of first-half play at Hampton (Dec. 17), posted 12 points and nine rebounds to hold off Lady Pirates in the second half en route to second-straight double-double
- Grabbed six of her team-high 10 rebounds at #9/8 Duke (Dec. 7) in the second half, including two defensive in the critical final two minutes of the comeback win
- Responded to coming off the bench against Charlotte (Dec. 4) with a double-double and a career-high three assists in 23 minutes
- Shook off slow start vs. Clemson (Nov. 20) to finish with 12 points and 10 rebounds – eight points and seven rebounds of which came in second half
- Drew start in season opener vs. Southern Cal (Nov. 15) and delivered a double-double, scoring six unanswered points late in first half to help Gamecocks take lead into halftime

	Season	Career
Double-Double	11	21
20+ Points	2	8
10+ Points	19	42
10+ Rebounds	13	24
5+ Blocks	1	3
Tim-High Points	3	10
Tim-High Rebs.	15	33

Miscellaneous

Pts	24, 2x, last vs. Ole Miss, 1/30/14
Rebs	17 vs. Kentucky, 1/9/14
Blks	5, 3x, last vs. Alabama, 1/29/15
Stls	3, 2x, last at Florida, 1/19/15
Assts	3, 2x, last vs. Texas A&M, 1/26/15
Min	30 vs. Southern Cal, 11/15/14
FG	11 vs. Vanderbilt, 1/5/14
FT	11 at San Diego St., 11/23/13

Career Highs

Pts	20, 2x, last at Alabama, 1/8
Rebs	14 vs. Auburn, 1/2
Blks	5 vs. Alabama, 1/29
Stls	3 at Florida, 1/19
Assts	3, 2x, last vs. Texas A&M, 1/26
Min	30 vs. Southern Cal, 11/15
FG	7, 3x, last at Alabama, 1/8
FT	7, 3x, last at Missouri, 1/15

14-15 Season Highs

Pts	24, 2x, last vs. Ole Miss, 1/30/14
Rebs	17 vs. Kentucky, 1/9/14
Blks	5, 3x, last vs. Alabama, 1/29/15
Stls	3, 2x, last at Florida, 1/19/15
Assts	3 vs. Texas A&M, 1/26/15
Min	28 vs. Vanderbilt, 1/5/14
FG	11 vs. Vanderbilt, 1/5/14
FT	8, 2x, last vs. Georgia, 2/27/14

SEC Career Highs

Pts	22 vs. North Carolina, 3/30/14
Rebs	16 vs. CS Northridge, 3/23/14
Blks	4, 2x, last vs. North Carolina, 3/30/14
Stls	1 vs. Oregon St., 3/25/14
Assts	1 vs. Oregon St., 3/25/14
Min	29 vs. North Carolina, 3/30/14
FG	9 vs. North Carolina, 3/30/14
FT	7 vs. Oregon St., 3/25/14

NCAA Highs

Career NCAA Tournament Game-by-Game

Date	Opponent	GS	MIN	FG-A	3FG-A	FT-A	Reb	PF	A	TO	B	S	TP
3/23/14	CS Northridge	24	4-8	0-0	5-13	16	3	0	0	4	0	13	
3/25/14	Oregon St.	19	1-6	0-0	7-8	11	4	1	3	1	1	9	
3/30/14	#12/13 N. Carolina	29	9-15	0-0	4-4	11	4	0	2	4	0	22	
Totals		72	14-29	0-0	16-25	38	11	1	5	9	1	44	
		24.0	.483	—	.640	12.7	0.3					14.7	

Career Stats at South Carolina

Year	GP	GS	Min	Avg	FG	FGA	Pct	3FG	FGA	Pct	FT	FTA	Pct	Off	Def	Tot	Avg	PF	FO	A	TO	Blk	Stl	Pts	Avg
2013-14	34	1	668	19.6	148	242	.612	0	0	—	121	185	.654	82	203	285	8.4	83	1	11	57	73	17	417	12.3
2014-15	31	5	643	20.7	115	213	.540	0	0	—	99	140	.707	92	160	252	8.1	51	0	24	43	45	18	329	10.6
Career Totals	65	6	1311	20.2	263	455	.578	0	0	—	220	325	.677	174	363	537	8.3	134	1	35	100	118	35	746	11.5



2014-15 South Carolina Basketball
South Carolina Individual Game-by-Game (as of Mar 08, 2015)
All games



#41 COATES, Alaina

Opponent	Date	gs	min	Total		3-Pointers		Free throws		Rebounds				pf	a	t/o	blk	stl	pts	avg	
				fg-fga	pct	3fg-fga	pct	ft-fa	pct	off	def	tot	avg								
SOUTHERN CAL	11/15/14	*	30	6-8	.750	0-0	.000	6-6	1.000	4	9	13	13.0	1	0	1	2	0	18	18.0	
CLEMSON	11/20/14	*	20	4-10	.400	0-0	.000	4-7	.571	4	6	10	11.5	0	2	0	2	0	12	15.0	
SAN DIEGO STATE	11/23/14		18	5-8	.625	0-0	.000	0-1	.000	2	3	5	9.3	1	0	1	0	0	10	13.3	
vs Wisconsin	11/27/14	*	17	3-7	.429	0-0	.000	1-4	.250	4	5	9	9.3	0	0	0	1	0	7	11.8	
vs #22/22 Syracuse	11/28/14	*	13	0-0	.000	0-0	.000	0-0	.000	0	1	1	7.6	2	0	0	0	0	0	9.4	
NC CENTRAL	12/01/14	*	21	4-7	.571	0-0	.000	1-2	.500	0	5	5	7.2	2	1	1	2	0	9	9.3	
CHARLOTTE	12/04/14		23	4-7	.571	0-0	.000	7-10	.700	5	8	13	8.0	0	3	1	2	0	15	10.1	
at #9/8 Duke	12/07/14		22	2-6	.333	0-0	.000	3-5	.600	3	7	10	8.3	1	0	1	1	2	7	9.8	
SAVANNAH STATE	12/14/14		17	7-8	.875	0-0	.000	6-9	.667	3	7	10	8.4	0	1	2	1	0	20	10.9	
at Hampton	12/17/14		21	4-9	.444	0-0	.000	4-6	.667	3	10	13	8.9	2	0	4	3	0	12	11.0	
vs Central Michigan	12/20/14		21	7-10	.700	0-0	.000	2-4	.500	3	7	10	9.0	1	2	1	2	1	16	11.5	
vs Liberty	12/21/14		24	2-10	.200	0-0	.000	7-8	.875	4	2	6	8.8	2	2	1	1	1	11	11.4	
AUBURN	01/02/15		20	3-4	.750	0-0	.000	5-9	.556	5	9	14	9.2	1	0	0	1	1	11	11.4	
at LSU	01/04/15		14	2-2	1.000	0-0	.000	3-4	.750	1	3	4	8.8	2	0	3	2	0	7	11.1	
at Alabama	01/08/15		21	7-8	.875	0-0	.000	6-6	1.000	2	1	3	8.4	1	1	0	3	0	20	11.7	
#10/11 KENTUCKY	01/11/15		21	1-5	.200	0-0	.000	1-2	.500	3	3	6	8.3	2	0	1	2	1	3	11.1	
at Mizzou	01/15/15		22	4-7	.571	0-0	.000	7-8	.875	4	3	7	8.2	4	0	2	0	0	15	11.4	
at Florida	01/19/15		21	3-5	.600	0-0	.000	0-1	.000	2	11	13	8.4	1	1	3	2	3	6	11.1	
#12/10 TEXAS A&M	01/26/15		23	3-8	.375	0-0	.000	6-8	.750	5	6	11	8.6	3	3	0	1	1	12	11.1	
ALABAMA	01/29/15		25	5-7	.714	0-0	.000	4-5	.800	1	9	10	8.7	2	1	3	5	1	14	11.3	
at Ole Miss	02/01/15		24	2-5	.400	0-0	.000	6-7	.857	5	5	10	8.7	2	1	2	2	1	10	11.2	
at #2/2 Connecticut	02/09/15		19	3-6	.500	0-0	.000	0-0	.000	2	1	3	8.5	3	1	1	1	0	6	11.0	
LSU	02/12/15		19	1-7	.143	0-0	.000	4-4	1.000	2	6	8	8.4	2	1	4	2	0	6	10.7	
VANDERBILT	02/15/15		17	6-9	.667	0-0	.000	2-3	.667	2	1	3	8.2	4	1	1	1	0	14	10.9	
at Arkansas	02/19/15		27	5-8	.625	0-0	.000	4-5	.800	3	8	11	8.3	3	0	3	1	0	14	11.0	
#6/6 TENNESSEE	02/23/15		22	3-6	.500	0-0	.000	1-2	.500	3	3	6	8.2	4	1	2	1	1	7	10.8	
#11/13 MISS. STATE	02/26/15		21	3-6	.500	0-0	.000	4-7	.571	3	4	7	8.2	0	1	0	1	2	10	10.8	
at #13/15 Kentucky	03/01/15		18	1-7	.143	0-0	.000	4-6	.667	5	2	7	8.1	2	0	1	1	1	6	10.6	
vs Arkansas	03/06/15		17	5-10	.500	0-0	.000	1-1	1.000	4	4	8	8.1	1	0	1	2	1	11	10.7	
vs LSU	03/07/15		26	8-11	.727	0-0	.000	0-0	.000	3	5	8	8.1	1	0	1	0	0	16	10.8	
vs #5/5 Tennessee	03/08/15		19	2-2	1.000	0-0	.000	0-0	.000	2	6	8	8.1	1	1	2	0	1	4	10.6	
Totals			5	643	115-213	.540	0-0	.000	99-140	.707	92	160	252	8.1	51	24	43	45	18	329	10.6

Games played: 31
 Minutes/game: 20.7
 Points/game: 10.6
 FG Pct: 54.0
 FT Pct: 70.7

Rebounds/game: 8.1
 Assists/game: 0.8
 Turnovers/game: 1.4
 Assist/turnover ratio: 0.6
 Steals/game: 0.6
 Blocks/game: 1.5



BIANCA CUEVAS

5-6 • Freshman • Guard • Bronx, N.Y. • Nazareth Regional

#1

Career Highlights

No. 35 recruit in 2014 class (espnW) | 2014 New York AA co-Player of the Year
 2014 High School All-America (McDonald's)

- Played in every game this season
- Averaged 6.8 points in SEC play, besting her non-conference average of 4.5
- Has scored in double figures seven times, including one 20-point game
- Has been the team's top scorer twice - at Ole Miss, at Georgia
- Has led team in assists six times – San Diego State, vs. Central Michigan, at Florida, Alabama, Vanderbilt, vs. Arkansas
- Averaged 2.7 assists in SEC Tournament, up from her 1.8 season average, including seven in just 21 minutes combined in the first two games (Arkansas, LSU)
- Countered tough shooting day against Vanderbilt (Feb. 15) by tying career high with five assists and swiping three steals
- Paced offense for second-straight game with 16 points at #22/21 Georgia (Feb. 5) with nine of those coming during 14-2 run the broke open 7-7 game
- Scored the last six points of the first half at Ole Miss (Feb. 1) in just one minute en route to 21 points, nearly double her previous career high points
- Handed out four of her career-high tying five assists against Alabama (Jan. 29) in the first half, her highest total in SEC action
- Scored seven of her 11 points at Florida (Jan. 19) during a 14-4 second-half run
- Added three free throws to the late-game effort in win at Missouri (Jan. 15)
- Scored six of her 10 points against Auburn (Jan. 2) during 14-4 first-half run and added three during second-half rally after Tigers got within eight points with 12 minutes to play
- Dished out three of her fours assists in just 10 minutes of first-half action against Central Michigan (Dec. 20)
- Scored eight of her 12 points at Hampton (Dec. 17) in the second half, including a pair of 3s during key run late in the game
- Swiped four steals against Savannah State (Dec. 14), including three in a two-minute span midway through the first half to help Gamecocks build an insurmountable lead
- Handed out five assists against NC Central (Dec. 1), her second time this season
- Posted 11 points against San Diego State (Nov. 23) while leading team with five assists and four steals as well
- Strong outing against Clemson (Nov. 20) with no turnovers and a pair of 3s
- Came off the bench to play five minutes against Southern Cal (Nov. 15)

	Season	Career	Miscellaneous
20+ Points	1	1	
10+ Points	7	7	
5+ Assists	4	4	
5+ Steals	0	0	
Tm-High Pts.	2	2	
Tm-High Assts.	6	6	

	Season	Career	Career Highs
Pts	21 at Ole Miss, 2/1/15		
Rebs	4, 4x, last at Georgia, 2/5/15		
Stls	4, 2x, last vs. Savannah St., 12/14/14		
Assts	5, 4x, last vs. Vanderbilt, 2/15/15		
Blks	2 vs. NC Central, 12/1/14		
Min	24 at Ole Miss, 2/1/15		
FG	7 at Georgia, 2/5/15		
3FG	2, 4x, last at Georgia, 2/5/15		
FT	9 at Ole Miss, 2/1/15		

	Season	Career	SEC Career Highs
Pts	21 at Ole Miss, 2/1/15		
Rebs	4, 3x, last at Georgia, 2/5/15		
Blks	1, 2x, last at Kentucky, 3/1/15		
Stls	3 vs. Vanderbilt, 2/15/15		
Assts	5, 2x, last vs. Vanderbilt, 2/15/15		
Min	24 at Ole Miss, 2/1/15		
FG	7 at Georgia, 2/5/15		
3FG	2, 2x, last at Georgia, 2/5/15		
FT	9 at Ole Miss, 2/1/15		

Career Stats at South Carolina

Year	GP	GS	Min	Avg	FG	FGA	Pct	3FG	FGA	Pct	FT	FTA	Pct	Off	Def	Tot	Avg	PF	FO	A	TO	Blk	Stl	Pts	Avg
2014-15	32	0	460	14.4	62	171	.363	15	64	.234	35	45	.778	13	32	45	1.4	41	1	56	48	4	38	174	5.4



2014-15 South Carolina Basketball
South Carolina Individual Game-by-Game (as of Mar 08, 2015)
All games



#01 CUEVAS, Bianca

Opponent	Date	gs	min	Total		3-Pointers		Free throws		Rebounds				pf	a	t/o	blk	stl	pts	avg
				fg-fga	pct	3fg-fga	pct	ft-fa	pct	off	def	tot	avg							
SOUTHERN CAL	11/15/14		5	0-3	.000	0-2	.000	0-1	.000	0	1	1	1.0	2	0	1	0	1	0	0.0
CLEMSON	11/20/14		17	4-10	.400	2-6	.333	0-0	.000	1	2	3	2.0	0	2	0	0	2	10	5.0
SAN DIEGO STATE	11/23/14		17	4-6	.667	1-3	.333	2-2	1.000	0	3	3	2.3	1	5	1	0	4	11	7.0
vs Wisconsin	11/27/14		14	1-5	.200	0-2	.000	0-0	.000	1	0	1	2.0	2	1	0	0	0	2	5.8
vs #22/22 Syracuse	11/28/14		9	0-4	.000	0-3	.000	0-0	.000	0	0	0	1.6	3	0	0	0	0	0	4.6
NC CENTRAL	12/01/14		20	1-4	.250	1-4	.250	1-2	.500	0	1	1	1.5	1	5	1	2	3	4	4.5
CHARLOTTE	12/04/14		6	0-2	.000	0-0	.000	0-0	.000	0	1	1	1.4	1	1	1	0	0	0	3.9
at #9/8 Duke	12/07/14		3	0-0	.000	0-0	.000	0-0	.000	0	0	0	1.3	0	0	2	0	1	0	3.4
SAVANNAH STATE	12/14/14		18	4-7	.571	0-1	.000	1-1	1.000	0	1	1	1.2	3	0	3	0	4	9	4.0
at Hampton	12/17/14		19	5-6	.833	2-3	.667	0-0	.000	0	1	1	1.2	1	1	2	0	1	12	4.8
vs Central Michigan	12/20/14		18	1-7	.143	0-4	.000	0-0	.000	1	0	1	1.2	0	4	1	0	2	2	4.5
vs Liberty	12/21/14		17	2-4	.500	1-2	.500	1-2	.500	0	1	1	1.2	1	3	1	0	1	6	4.7
AUBURN	01/02/15		20	4-8	.500	0-2	.000	2-3	.667	0	0	0	1.1	2	1	2	1	1	10	5.1
at LSU	01/04/15		18	2-8	.250	1-4	.250	3-3	1.000	0	1	1	1.1	2	2	2	0	2	8	5.3
at Alabama	01/08/15		15	1-5	.200	1-4	.250	4-4	1.000	1	2	3	1.2	0	3	0	0	0	7	5.4
#10/11 KENTUCKY	01/11/15		5	1-3	.333	0-0	.000	0-0	.000	0	0	0	1.1	1	0	1	0	0	2	5.2
at Mizzou	01/15/15		15	1-5	.200	0-0	.000	3-4	.750	1	1	2	1.2	2	1	1	0	1	5	5.2
at Florida	01/19/15		19	4-8	.500	1-3	.333	2-2	1.000	0	2	2	1.2	1	4	1	0	0	11	5.5
#12/10 TEXAS A&M	01/26/15		16	2-5	.400	0-0	.000	0-0	.000	0	2	2	1.3	1	1	3	0	1	4	5.4
ALABAMA	01/29/15		22	3-6	.500	0-2	.000	0-0	.000	3	1	4	1.4	1	5	5	0	2	6	5.5
at Ole Miss	02/01/15		24	5-8	.625	2-4	.500	9-11	.818	1	3	4	1.5	4	0	2	0	1	21	6.2
at #22/21 Georgia	02/05/15		20	7-14	.500	2-4	.500	0-1	.000	1	3	4	1.6	0	2	2	0	2	16	6.6
at #2/2 Connecticut	02/09/15		22	1-6	.167	0-1	.000	0-0	.000	0	0	0	1.6	3	1	1	0	0	2	6.4
LSU	02/12/15		21	4-8	.500	0-1	.000	0-1	.000	0	2	2	1.6	0	0	4	0	2	8	6.5
VANDERBILT	02/15/15		21	0-5	.000	0-1	.000	4-4	1.000	2	1	3	1.6	0	5	3	0	3	4	6.4
at Arkansas	02/19/15		2	0-1	.000	0-0	.000	0-0	.000	0	0	0	1.6	2	0	0	0	0	0	6.2
#6/6 TENNESSEE	02/23/15		12	0-6	.000	0-0	.000	0-0	.000	0	1	1	1.6	0	1	1	0	1	0	5.9
#11/13 MISS. STATE	02/26/15		10	1-4	.250	0-1	.000	0-0	.000	0	1	1	1.5	0	0	3	0	1	2	5.8
at #13/15 Kentucky	03/01/15		9	1-4	.250	1-3	.333	1-2	.500	1	1	2	1.6	5	0	1	1	1	4	5.7
vs Arkansas	03/06/15		12	1-5	.200	0-2	.000	2-2	1.000	0	0	0	1.5	1	4	1	0	1	4	5.7
vs LSU	03/07/15		9	2-3	.667	0-1	.000	0-0	.000	0	0	0	1.5	0	3	0	0	0	4	5.6
vs #5/5 Tennessee	03/08/15		5	0-1	.000	0-1	.000	0-0	.000	0	0	0	1.4	1	1	2	0	0	0	5.4
Totals		0	460	62-171	.363	15-64	.234	35-45	.778	13	32	45	1.4	41	56	48	4	38	174	5.4

Games played: 32
 Minutes/game: 14.4
 Points/game: 5.4
 FG Pct: 36.3
 3FG Pct: 23.4
 FT Pct: 77.8

Rebounds/game: 1.4
 Assists/game: 1.8
 Turnovers/game: 1.5
 Assist/turnover ratio: 1.2
 Steals/game: 1.2
 Blocks/game: 0.1



TIFFANY DAVIS

5-7 • Sophomore • Guard • Houston, Texas • Westbury Christian

#15

- Has played in 14 games this season, missing four with injuries
- Scored a season-high four points in just four minutes at Alabama (Jan. 8), hitting a 3 for the second time in as many games
- Draining a 3 from the top of the key as the shot clock was winding down to help hold off Lady Tigers' rally late in first half at LSU (Jan. 4)
- Tied season high with three points, all on free throws, against Savannah State (Dec. 14)
- Made her season debut against Clemson (Nov. 20), hitting a second-half 3 and handing out a pair of assists in just eight minutes.

	Season	Career	Miscellaneous
10+ Points	0	1	
5+ Assists	0	0	
5+ Steals	0	1	
Tm-High Pts.	0	0	
Tm-High Assts.	0	0	

Career Highs	
Pts	11 vs. Ole Miss, 1/30/14
Rebs	6 at Arkansas, 1/2/14
Blks	1 vs. Charleston Southern, 11/8/13
Stls	5 vs. Elon, 11/9/12
Assts	3, 4x, last vs. SC State, 12/22/13
Min	30 at Arkansas, 1/2/14
FG	3 vs. Savannah State, 12/28/13
3FG	2, 3x, last vs. Ole Miss, 1/30/14
FT	5 vs. Ole Miss, 1/30/14

14-15 Season Highs	
Pts	4 at Alabama, 1/8
Rebs	3 at LSU, 1/4
Blks	
Stls	
Assts	2, 2x, last at LSU, 1/4
Min	11 at LSU, 1/4
FG	1, 5x, last at Florida, 1/19
3FG	1, 4x, last at Florida, 1/19
FT	3 vs. Sav. St., 12/14

SEC Career Highs	
Pts	11 vs. Ole Miss, 1/30/14
Rebs	6 at Arkansas, 1/2/14
Blks	2 vs. Ole Miss, 1/30/14
Stls	
Assts	2, 4x, last at LSU, 1/4/15
Min	30 at Arkansas, 1/2/14
FG	2, 2x, last at Miss. St., 2/6/14
3FG	2 vs. Ole Miss, 1/30/14
FT	5 vs. Ole Miss, 1/30/14

NCAA Highs	
Pts	3 vs. North Carolina, 3/30/14
Rebs	3 vs. CS Northridge, 3/23/14
Blks	
Stls	
Assts	1 vs. Oregon St., 3/25/14
Min	16 vs. North Carolina, 3/30/14
FG	1 vs. North Carolina, 3/30/14
3FG	1 vs. North Carolina, 3/30/14
FT	

Career NCAA Tournament Game-by-Game

Date	Opponent	GS	MIN	FG-A	3FG-A	FT-A	Reb	PF	A	TO	B	S	TP
3/23/14	CS Northridge	4	0-0	0-0	0-0	3	1	0	0	0	0	0	0
3/25/14	Oregon St.	4	0-1	0-1	0-0	1	1	1	0	0	0	0	0
3/30/14	#12/13 N. Carolina	16	1-2	1-2	0-0	1	1	0	1	0	0	0	3
Totals		24	1-3	1-3	0-0	5	3	1	1	0	0	0	3
			8.0	.333	.333		1.6		0.3				1.0

Career Stats at South Carolina

Year	GP	GS	Min	Avg	FG	FGA	Pct	3FG	FGA	Pct	FT	FTA	Pct	Off	Def	Tot	Avg	PF	FO	A	TO	Blk	Stl	Pts	Avg
2012-13	3	0	40	13.3	4	8	.500	1	4	.250	3	4	.750	1	3	4	1.3	2	0	4	2	0	5	12	4.0
2013-14	32	7	356	11.1	23	59	.390	12	30	.400	19	26	.731	5	27	32	1.0	29	0	29	40	1	4	77	2.4
2014-15	14	0	77	5.5	5	13	.385	4	11	.364	6	9	.667	4	11	15	1.1	5	0	7	9	0	0	20	1.4
Career Totals	49	7	473	9.7	32	80	.400	17	45	.378	28	39	.718	10	41	51	1.0	36	0	40	51	1	9	109	2.2



2014-15 South Carolina Basketball
South Carolina Individual Game-by-Game (as of Mar 08, 2015)
All games



#15 DAVIS, Tiffany

Opponent	Date	gs	min	Total		3-Pointers		Free throws		Rebounds				pf	a	t/o	blk	stl	pts	avg	
				fg-fga	pct	3fg-fga	pct	ft-fa	pct	off	def	tot	avg								
CLEMSON	11/20/14		8	1-2	.500	1-2	.500	0-0	.000	0	1	1	1.0	0	2	0	0	0	3	3.0	
SAN DIEGO STATE	11/23/14		8	0-3	.000	0-2	.000	0-1	.000	2	0	2	1.5	0	1	2	0	0	0	1.5	
vs Wisconsin	11/27/14		6	1-2	.500	0-1	.000	0-0	.000	0	0	0	1.0	2	0	1	0	0	2	1.7	
NC CENTRAL	12/01/14		6	0-1	.000	0-1	.000	0-0	.000	0	1	1	1.0	0	1	0	0	0	0	1.3	
SAVANNAH STATE	12/14/14		10	0-0	.000	0-0	.000	3-4	.750	0	1	1	1.0	1	1	0	0	0	3	1.6	
at Hampton	12/17/14		3	0-0	.000	0-0	.000	0-0	.000	0	1	1	1.0	0	0	2	0	0	0	1.3	
vs Central Michigan	12/20/14		4	0-0	.000	0-0	.000	0-0	.000	0	0	0	0.9	0	0	0	0	0	0	1.1	
vs Liberty	12/21/14		5	0-0	.000	0-0	.000	0-0	.000	1	0	1	0.9	0	0	0	0	0	0	1.0	
AUBURN	01/02/15		1	0-0	.000	0-0	.000	0-0	.000	0	0	0	0.8	0	0	0	0	0	0	0.9	
at LSU	01/04/15		11	1-1	1.000	1-1	1.000	0-0	.000	0	3	3	1.0	1	2	3	0	0	3	1.1	
at Alabama	01/08/15		4	1-1	1.000	1-1	1.000	1-2	.500	1	0	1	1.0	0	0	0	0	0	4	1.4	
#10/11 KENTUCKY	01/11/15		1	0-0	.000	0-0	.000	0-0	.000	0	0	0	0.9	0	0	0	0	0	0	1.3	
at Florida	01/19/15		6	1-2	.500	1-2	.500	0-0	.000	0	2	2	1.0	1	0	1	0	0	3	1.4	
#12/10 TEXAS A&M	01/26/15		4	0-1	.000	0-1	.000	2-2	1.000	0	2	2	1.1	0	0	0	0	0	2	1.4	
Totals			0	77	5-13	.385	4-11	.364	6-9	.667	4	11	15	1.1	5	7	9	0	0	20	1.4

Games played: 14
 Minutes/game: 5.5
 Points/game: 1.4
 FG Pct: 38.5
 3FG Pct: 36.4
 FT Pct: 66.7

Rebounds/game: 1.1
 Assists/game: 0.5
 Turnovers/game: 0.6
 Assist/turnover ratio: 0.8



ASIA DOZIER

6-0 • Junior • Guard/Forward • Columbia, S.C. • Spring Valley

#31

- Voted team captain
- Has played in every game, joining the starting lineup against Charlotte (Dec. 4)
- Has led team in assists three times – vs. Wisconsin, vs. Liberty, Auburn
- Has led team in scoring one time – at Duke
- Has scored in double figures three times
- Drove the lane at the end of the shot clock then hit a tough runner in the lane on back-to-back possessions after #11/13 Mississippi State (Feb. 26) closed within three points midway through the first half, kicking off 12-2 run
- Scored five of team's first eight points in second half against #6/6 Tennessee (Feb. 23) then hit two free throws with :07 left to seal the victory
- Provided critical outside shooting to win at Arkansas (Feb. 19), hitting 3-of-4 from 3-point range
- Buried a clutch 3 from the top of the key after Missouri (Jan. 15) had pulled within two points in the second half
- Hit a 3 from the right corner midway through second half against Kentucky (Jan. 11) to allow Gamecocks to hold the lead
- Single-handedly held off the Crimson Tide for first four minutes at Alabama (Jan. 8), scoring eight of her SEC career-high 15 points to keep the game tied early ... best shooting game of the season, hitting 6-of-8 from the field, including 3-of-5 from 3-point range
- Tied for team-high honors with four assists against Auburn (Jan. 2), improving her career record as team's assist leader to 13-0, and hit early 3 to spark first-half offense
- Played solid all-around game against Liberty (Dec. 21), turning just 17 minutes on the floor into four rebounds, team-high four assists and three points
- Scored all of her team-high 11 points at #9/8 Duke (Dec. 7) in the second half of the comeback victory
- Made her first start of the season against Charlotte (Dec. 4) and struggled shooting the ball, but was solid defensively and handed out three assists
- Hit a 3 from the top of the arc to put the Gamecocks ahead of #22/22 Syracuse (Nov. 28) with under two minutes to play, her only points of the night
- Hit 3-of-5 from the field and handed out four assists in just 15 minutes against Wisconsin (Nov. 27)
- Dished out four assists in just 16 minutes against San Diego State (Nov. 23)
- Handed out four assists against Clemson in just 16 minutes (Nov. 20)

	Season	Career	Miscellaneous
10+ Points	3	12	
10+ Rebounds	0	1	
5+ Assists	0	8	
Tm-High Pts.	1	2	
Tm-High Assts.	3	13	

Career Highs	
Pts16, 2x, last at San Diego St., 11/23/13
Rebs10 vs. Elon, 11/9/12
Blks3 at Kentucky, 3/1/15
Stls2, 8x, last vs. LSU, 3/7/15
Assts6, 2x, last vs. Georgia, 3/7/14
Min40 at Arkansas, 1/2/14
FG6, 2x, last at Alabama, 1/8/15
3FG4 at San Diego St., 11/23/13
FT4, 2x, last vs. Oregon St., 3/25/14

14-15 Season Highs	
Pts15 at Alabama, 1/8
Rebs4, 3x, last at Georgia, 2/5
Blks3 at Kentucky, 3/1
Stls2, 3x, last vs. LSU, 3/7
Assts4, 5x, last vs. Auburn, 1/2
Min30 at Missouri, 1/15
FG6 at Alabama, 1/8
3FG3, 3x, last at Arkansas, 2/19
FT2, 2x, last vs. Tennessee, 2/23

SEC Career Highs	
Pts15 at Alabama, 1/8/15
Rebs6, 2x, last vs. Florida, 2/23/14
Blks3 at Kentucky, 3/1/15
Stls2 at Alabama, 1/8/15
Assts6, 2x, last vs. Georgia, 3/7/14
Min40 at Arkansas, 1/2/14
FG6 at Alabama, 1/8/15
3FG3, 3x, last at Arkansas, 2/19/15
FT2, 5x, last vs. Tennessee, 2/23/15

NCAA Highs	
Pts9 vs. Oregon St., 3/25/14
Rebs4 vs. CS Northridge, 3/23/14
Stls1, 4x, last vs. North Carolina, 3/30/14
Assts4 vs. North Carolina, 3/30/14
Min37, North Carolina, 3/30/14
FG3 vs. North Carolina, 3/30/14
3FG1, 2x, last vs. Oregon St., 3/25/14
FT4 vs. Oregon St., 3/25/14

Career NCAA Tournament Game-by-Game

Date	Opponent	GS	MIN	FG-A	3FG-A	FTA	Reb	PF	A	TO	B	S	TP
3/23/14	CS Northridge	*	22	1-4	0-3	1-2	4	3	3	2	0	1	3
3/25/14	Oregon St.	*	33	2-7	1-2	4-4	1	2	2	1	0	1	9
3/30/14	#12/13 N. Carolina	*	37	3-7	0-2	1-1	3	3	4	2	0	1	7
3/23/13	S. Dakota St.		20	1-4	1-2	2-2	0	1	1	3	0	1	5
3/25/13	Kansas		0	0-0	0-0	0-0	0	0	0	0	0	0	0
Totals		3	112	7-22	2-9	8-9	8	9	10	8	0	4	24
			28.0	.318	.222	.888	2.0	2.5				1.0	6.0

Career Stats at South Carolina

Year	GP	GS	Min	Avg	FG	FGA	Pct	3FG	FGA	Pct	FT	FTA	Pct	Off	Def	Tot	Avg	PF	FO	A	TO	Blk	Stl	Pts	Avg
2012-13	31	0	398	12.8	28	134	.209	16	91	.176	11	24	.458	19	42	61	2.0	35	1	25	20	4	8	83	2.7
2013-14	34	32	911	26.8	72	211	.341	33	103	.320	28	44	.636	18	77	95	2.8	63	0	92	68	7	21	205	6.0
2014-15	32	25	522	16.3	47	120	.392	23	77	.299	6	9	.667	2	32	34	1.1	23	0	53	29	6	18	123	3.8
Career Totals	97	57	1831	18.9	147	465	.316	72	271	.266	45	77	.584	39	151	190	1.9	121	1	170	117	17	47	411	4.2



2014-15 South Carolina Basketball
South Carolina Individual Game-by-Game (as of Mar 08, 2015)
All games



#31 DOZIER, Asia

Opponent	Date	gs	min	Total		3-Pointers		Free throws		Rebounds				pf	a	t/o	blk	stl	pts	avg	
				fg-fga	pct	3fg-fga	pct	ft-fa	pct	off	def	tot	avg								
SOUTHERN CAL	11/15/14		14	0-3	.000	0-2	.000	0-0	.000	0	0	0	0.0	0	1	2	0	0	0	0.0	
CLEMSON	11/20/14		16	1-2	.500	1-2	.500	0-0	.000	0	1	1	0.5	2	4	0	0	0	3	1.5	
SAN DIEGO STATE	11/23/14		16	2-3	.667	1-2	.500	0-1	.000	0	0	0	0.3	0	4	1	0	1	5	2.7	
vs Wisconsin	11/27/14		15	3-5	.600	1-2	.500	0-0	.000	0	0	0	0.3	0	4	1	0	0	7	3.8	
vs #22/22 Syracuse	11/28/14		7	1-1	1.000	1-1	1.000	0-0	.000	0	0	0	0.2	0	1	0	0	0	3	3.6	
NC CENTRAL	12/01/14		16	5-6	.833	3-4	.750	1-1	1.000	0	0	0	0.2	0	1	1	0	2	14	5.3	
CHARLOTTE	12/04/14	*	18	0-4	.000	0-3	.000	0-0	.000	0	0	0	0.1	0	3	1	0	1	0	4.6	
at #9/8 Duke	12/07/14	*	22	4-7	.571	2-5	.400	1-2	.500	0	0	0	0.1	1	0	2	0	1	11	5.4	
SAVANNAH STATE	12/14/14	*	15	0-2	.000	0-1	.000	0-0	.000	0	0	0	0.1	0	2	0	0	0	0	4.8	
at Hampton	12/17/14	*	17	1-5	.200	1-4	.250	0-0	.000	0	0	0	0.1	0	2	1	1	0	3	4.6	
vs Central Michigan	12/20/14	*	22	2-6	.333	0-2	.000	0-0	.000	0	1	1	0.2	0	3	1	0	1	4	4.5	
vs Liberty	12/21/14	*	17	1-2	.500	1-2	.500	0-0	.000	1	3	4	0.5	1	4	0	0	1	3	4.4	
AUBURN	01/02/15	*	16	2-6	.333	1-3	.333	0-0	.000	0	0	0	0.5	1	4	2	0	1	5	4.5	
at LSU	01/04/15	*	12	1-3	.333	1-3	.333	0-0	.000	0	0	0	0.4	1	1	1	0	0	3	4.4	
at Alabama	01/08/15	*	24	6-8	.750	3-5	.600	0-0	.000	0	2	2	0.5	2	2	1	0	2	15	5.1	
#10/11 KENTUCKY	01/11/15	*	16	2-7	.286	1-4	.250	0-0	.000	0	4	4	0.8	2	2	2	1	0	5	5.1	
at Mizzou	01/15/15	*	30	1-5	.200	1-4	.250	0-0	.000	0	3	3	0.9	2	0	1	0	0	3	4.9	
at Florida	01/19/15	*	14	1-2	.500	0-1	.000	0-0	.000	0	0	0	0.8	0	0	0	0	0	2	4.8	
#12/10 TEXAS A&M	01/26/15	*	10	0-1	.000	0-0	.000	0-0	.000	0	1	1	0.8	1	1	3	0	0	0	4.5	
ALABAMA	01/29/15	*	15	1-3	.333	1-3	.333	2-2	1.000	0	1	1	0.9	2	3	0	0	1	5	4.6	
at Ole Miss	02/01/15	*	11	0-1	.000	0-1	.000	0-0	.000	0	1	1	0.9	0	2	1	0	0	0	4.3	
at #22/21 Georgia	02/05/15	*	19	0-4	.000	0-4	.000	0-0	.000	0	4	4	1.0	0	0	1	1	0	0	4.1	
at #2/2 Connecticut	02/09/15	*	16	1-3	.333	0-0	.000	0-0	.000	0	1	1	1.0	1	1	0	0	1	2	4.0	
LSU	02/12/15	*	11	1-2	.500	0-1	.000	0-0	.000	0	0	0	1.0	0	1	0	0	1	2	4.0	
VANDERBILT	02/15/15	*	13	0-3	.000	0-3	.000	0-0	.000	0	0	0	0.9	1	1	0	0	0	0	3.8	
at Arkansas	02/19/15	*	12	3-4	.750	3-4	.750	0-0	.000	0	2	2	1.0	1	1	1	0	0	9	4.0	
#6/6 TENNESSEE	02/23/15	*	24	2-6	.333	1-4	.250	2-2	1.000	1	2	3	1.0	1	1	0	0	1	7	4.1	
#11/13 MISS. STATE	02/26/15		15	2-5	.400	0-3	.000	0-1	.000	0	1	1	1.0	0	1	2	0	1	4	4.1	
at #13/15 Kentucky	03/01/15	*	15	0-3	.000	0-1	.000	0-0	.000	0	2	2	1.1	0	0	2	3	0	0	4.0	
vs Arkansas	03/06/15	*	21	3-5	.600	0-1	.000	0-0	.000	0	2	2	1.1	1	1	1	0	0	6	4.0	
vs LSU	03/07/15	*	11	1-2	.500	0-1	.000	0-0	.000	0	0	0	1.1	2	1	1	0	2	2	4.0	
vs #5/5 Tennessee	03/08/15	*	22	0-1	.000	0-1	.000	0-0	.000	0	1	1	1.1	1	1	0	0	1	0	3.8	
Totals			25	522	47-120	.392	23-77	.299	6-9	.667	2	32	34	1.1	23	53	29	6	18	123	3.8

Games played: 32
 Minutes/game: 16.3
 Points/game: 3.8
 FG Pct: 39.2
 3FG Pct: 29.9
 FT Pct: 66.7

Rebounds/game: 1.1
 Assists/game: 1.7
 Turnovers/game: 0.9
 Assist/turnover ratio: 1.8
 Steals/game: 0.6
 Blocks/game: 0.2



KAYDRA DUCKETT

5-8 • Freshman • Guard • Columbia, S.C. • Dreher

#3

Career Highlights

No. 32 recruit in 2014 class (espnW) | 2014 3A South Carolina Player of the Year (SCBCA)
 2014 HS All-America, honorable mention (WBCA)

- Has played in 18 games this season, including 10 SEC games
- Made her SEC debut at LSU (Jan. 4)
- Grabbed four rebounds in just seven minutes off the bench against Savannah State (Dec. 14)
- Scored first career points against NC Central (Dec. 1)
- Made her college debut against Clemson (Nov. 20), but was limited to three minutes with an ankle injury

	Season	Career
10+ Points	0	0
5+ Assists	0	0
5+ Steals	0	0
Tm-High Pts.	0	0
Tm-High Assts.	0	0

Miscellaneous

Pts	2, 2x, last vs. Sav. St., 12/14/14
Rebs	4 vs. Savannah St., 12/14/14
Blks	1, 2x, last vs. C. Michigan, 12/20/14
Stls	1, 3x, last at UConn, 2/9/15
Assts	1, 2x, last vs. Sav. St., 12/14/14
Min	7 vs. Savannah St., 12/14/14
FG	1 vs. NC Central, 12/1/14
3FG	
FT	2 vs. Savannah St., 12/14/14

Career Highs

Pts	
Rebs	1, 3x, last vs. Vanderbilt, 2/15/15
Blks	
Stls	
Assts	
Min	4, 3x, last at Georgia, 2/5/15
FG	
FT	

SEC Highs

Career Stats at South Carolina

Year	GP	GS	Min	Avg	FG	FGA	Pct	3FG	FGA	Pct	FT	FTA	Pct	Off	Def	Tot	Avg	PF	FO	A	TO	Blk	Stl	Pts	Avg
2014-15	18	0	46	2.6	1	11	.091	0	1	.000	2	4	.500	4	6	10	0.6	4	0	2	1	2	3	4	0.2



2014-15 South Carolina Basketball
South Carolina Individual Game-by-Game (as of Mar 08, 2015)
All games



#03 DUCKETT, Kaydra

Opponent	Date	gs	min	Total		3-Pointers		Free throws		Rebounds				pf	a	t/o	blk	stl	pts	avg	
				fg-fga	pct	3fg-fga	pct	ft-fa	pct	off	def	tot	avg								
CLEMSON	11/20/14		3	0-0	.000	0-0	.000	0-0	.000	0	0	0	0.0	0	1	0	0	0	0	0.0	
vs Wisconsin	11/27/14		2	0-0	.000	0-0	.000	0-0	.000	0	0	0	0.0	0	0	0	0	0	0	0.0	
NC CENTRAL	12/01/14		4	1-1	1.000	0-0	.000	0-0	.000	0	1	1	0.3	0	0	1	0	1	2	0.7	
CHARLOTTE	12/04/14		1	0-0	.000	0-0	.000	0-0	.000	0	0	0	0.3	0	0	0	0	0	0	0.5	
SAVANNAH STATE	12/14/14		7	0-3	.000	0-0	.000	2-2	1.000	2	2	4	1.0	1	1	0	1	0	2	0.8	
vs Central Michigan	12/20/14		1	0-0	.000	0-0	.000	0-0	.000	0	1	1	1.0	0	0	0	1	0	0	0.7	
vs Liberty	12/21/14		4	0-1	.000	0-0	.000	0-0	.000	0	0	0	0.9	1	0	0	0	1	0	0.6	
at LSU	01/04/15		1	0-0	.000	0-0	.000	0-0	.000	0	0	0	0.8	0	0	0	0	0	0	0.5	
at Alabama	01/08/15		4	0-0	.000	0-0	.000	0-0	.000	0	1	1	0.8	0	0	0	0	0	0	0.4	
at Florida	01/19/15		4	0-1	.000	0-0	.000	0-0	.000	0	0	0	0.7	0	0	0	0	0	0	0.4	
#12/10 TEXAS A&M	01/26/15		2	0-0	.000	0-0	.000	0-0	.000	0	0	0	0.6	1	0	0	0	0	0	0.4	
ALABAMA	01/29/15		3	0-1	.000	0-1	.000	0-0	.000	0	0	0	0.6	0	0	0	0	0	0	0.3	
at Ole Miss	02/01/15		0	0-0	.000	0-0	.000	0-0	.000	0	0	0	0.5	0	0	0	0	0	0	0.3	
at #22/21 Georgia	02/05/15		4	0-1	.000	0-0	.000	0-2	.000	0	1	1	0.6	0	0	0	0	0	0	0.3	
at #2/2 Connecticut	02/09/15		1	0-1	.000	0-0	.000	0-0	.000	1	0	1	0.6	1	0	0	0	1	0	0.3	
VANDERBILT	02/15/15		3	0-2	.000	0-0	.000	0-0	.000	1	0	1	0.6	0	0	0	0	0	0	0.3	
at #13/15 Kentucky	03/01/15		1	0-0	.000	0-0	.000	0-0	.000	0	0	0	0.6	0	0	0	0	0	0	0.2	
vs #5/5 Tennessee	03/08/15		1	0-0	.000	0-0	.000	0-0	.000	0	0	0	0.6	0	0	0	0	0	0	0.2	
Totals			0	46	1-11	.091	0-1	.000	2-4	.500	4	6	10	0.6	4	2	1	2	3	4	0.2

Games played: 18
 Minutes/game: 2.6
 Points/game: 0.2
 FG Pct: 9.1
 3FG Pct: 0.0
 FT Pct: 50.0

Rebounds/game: 0.6
 Assists/game: 0.1
 Turnovers/game: 0.1
 Assist/turnover ratio: 2.0
 Steals/game: 0.2
 Blocks/game: 0.1



INDIA FARMER

6-0 • Sophomore • Forward • N. Myrtle Beach, S.C. • N. Myrtle Beach



- Has played in 14 games this season, including five SEC games
- Added a pair of free throws to win at Florida (Jan. 19)
- Scored first point of the season with a free throw against San Diego State (Nov. 23)
- Made season debut vs. Clemson (Nov. 20)

	Season	Career
10+ Points	0	0
10+ Rebounds	0	0
5+ Blocks	0	0
Tm-High Pts.	0	0
Tm-High Rebs.	0	0

Miscellaneous

Pts3, 2x, last vs. Alabama, 1/19/14
Rebs 3 vs. NC Central, 12/2/13
Blks 1 vs. Savannah State, 12/28/13
Stls 1 at Florida, 1/19/15
Assts
Min 11 vs. NC Central, 12/2/13
FG1, 2x, last vs. Alabama, 1/19/14
3FG1, 2x, last vs. Alabama, 1/19/14
FT 2 at Florida, 1/19/15

Career Highs

Pts 2 at Florida, 1/19
Rebs 2, 2x, last vs. Sav. St., 12/14
Blks
Stls 1 at Florida, 1/19
Assts
Min4, 5x, last at Florida, 1/19
FG
3FG
FT 2 at Florida, 1/19

14-15 Season Highs

Pts 3 vs. Alabama, 1/19/14
Rebs 1, 4x, last at Alabama, 1/8/15
Blks
Stls 1 at Florida, 1/19/15
Assts
Min 4, 2x, last at Florida, 1/19/15
FG 1 vs. Alabama, 1/19/14
3FG
FT 2 at Florida, 1/19

SEC Career Highs

Pts
Rebs
Blks
Stls
Assts
Min 1, 2x, last vs. Oregon St., 3/25/14
FG
3FG
FT

NCAA Highs

Career NCAA Tournament Game-by-Game

Date	Opponent	GS	MIN	FG-A	3FG-A	FT-A	Reb	PF	A	TO	B	S	TP
3/23/14	CS Northridge	1	0-0	0-0	0-0	0	0	0	0	0	0	0	0
3/25/14	Oregon St.	1	0-0	0-0	0-0	0	0	0	0	0	0	0	0
3/30/14	#12/13 N. Carolina	0	0-0	0-0	0-0	0	0	0	0	0	0	0	0
Totals		0	2	0-0	0-0	0-0	0	0	0	0	0	0	0
			1.0				0.0	0.0					0.0

Career Stats at South Carolina

Year	GP	GS	Min	Avg	FG	FGA	Pct	3FG	FGA	Pct	FT	FTA	Pct	Off	Def	Tot	Avg	PF	FO	A	TO	Blk	Stl	Pts	Avg
2013-14	18	0	48	2.7	2	7	.286	2	4	.500	0	0	—	2	4	6	0.3	4	0	0	1	1	0	6	0.3
2014-15	14	0	35	2.5	0	3	.000	0	2	.000	4	6	.667	4	3	7	0.5	1	0	0	1	0	1	4	0.3
Career Totals	32	0	83	2.6	2	10	.200	2	6	.333	4	6	.667	6	7	13	0.4	5	0	0	2	1	1	10	0.3



2014-15 South Carolina Basketball
 South Carolina Individual Game-by-Game (as of Mar 08, 2015)
All games



#00 FARMER, India

Opponent	Date	gs	min	Total		3-Pointers		Free throws		Rebounds				pf	a	t/o	blk	stl	pts	avg	
				fg-fga	pct	3fg-fga	pct	ft-fa	pct	off	def	tot	avg								
CLEMSON	11/20/14		4	0-0	.000	0-0	.000	0-0	.000	1	0	1	1.0	0	0	0	0	0	0	0.0	
SAN DIEGO STATE	11/23/14		3	0-0	.000	0-0	.000	1-2	.500	0	0	0	0.5	0	0	0	0	0	1	0.5	
vs Wisconsin	11/27/14		2	0-0	.000	0-0	.000	0-0	.000	0	0	0	0.3	0	0	0	0	0	0	0.3	
NC CENTRAL	12/01/14		2	0-0	.000	0-0	.000	0-0	.000	1	1	2	0.8	0	0	0	0	0	0	0.3	
CHARLOTTE	12/04/14		2	0-0	.000	0-0	.000	0-0	.000	0	0	0	0.6	0	0	1	0	0	0	0.2	
SAVANNAH STATE	12/14/14		4	0-2	.000	0-2	.000	1-2	.500	1	1	2	0.8	0	0	0	0	0	1	0.3	
vs Central Michigan	12/20/14		1	0-0	.000	0-0	.000	0-0	.000	0	0	0	0.7	0	0	0	0	0	0	0.3	
vs Liberty	12/21/14		4	0-0	.000	0-0	.000	0-0	.000	0	0	0	0.6	0	0	0	0	0	0	0.3	
AUBURN	01/02/15		2	0-0	.000	0-0	.000	0-0	.000	0	1	1	0.7	0	0	0	0	0	0	0.2	
at LSU	01/04/15		2	0-0	.000	0-0	.000	0-0	.000	0	0	0	0.6	0	0	0	0	0	0	0.2	
at Alabama	01/08/15		4	0-1	.000	0-0	.000	0-0	.000	1	0	1	0.6	1	0	0	0	0	0	0.2	
at Florida	01/19/15		4	0-0	.000	0-0	.000	2-2	1.000	0	0	0	0.6	0	0	0	0	1	2	0.3	
at Ole Miss	02/01/15		0	0-0	.000	0-0	.000	0-0	.000	0	0	0	0.5	0	0	0	0	0	0	0.3	
vs #5/5 Tennessee	03/08/15		1	0-0	.000	0-0	.000	0-0	.000	0	0	0	0.5	0	0	0	0	0	0	0.3	
Totals			0	35	0-3	.000	0-2	.000	4-6	.667	4	3	7	0.5	1	0	1	0	1	4	0.3

Games played: 14
 Minutes/game: 2.5
 Points/game: 0.3
 FG Pct: 0.0
 3FG Pct: 0.0
 FT Pct: 66.7

Rebounds/game: 0.5
 Turnovers/game: 0.1
 Steals/game: 0.1



OLIVIA GAINES

5-7 • Senior • Guard • Chester, S.C. • Louisburg College (N.C.)

#2

Career Highlights

2013 WBCA JUCO Player of the Year | 2013 NJCAA All-America

- Has played in all but two contests this season, notching a pair of starts (San Diego State, Mississippi State)
- Provided a huge boost in second-half comeback of the SEC Tournament semifinal win over LSU (Mar. 7), hitting a jumper right out of halftime, turning a steal into a layup to give Gamecocks their first lead of the game with 16:01 to play and handing out all four of her assists in 10 minutes of play in the final period
- Played great on Senior Night, getting the start to score a career-high nine points and locking down #11/13 Mississippi State's (Feb. 26) top scorer
- Had a perfect shooting night (2-2 FG, 2-2 FT) en route to SEC career-high six points against Alabama (Jan. 29)
- Tied her SEC career high with three assists at Alabama (Jan. 8)
- Saw a season-high 19 minutes at LSU (Jan. 4) dishing out all three of her assists in the first half while Sessions was out with foul trouble
- Was integral to 10-0 second-half run that stopped Auburn (Jan. 2) from coming back after pulling within eight with 12 minutes to play, scoring the first and last points of the spurt in addition to usual defensive pressure
- Matched her career high with three steals against Liberty (Dec. 21), all in the second half, while also handing out three assists in the final 20 minutes of action
- Picked up two steals in just one minute of high-pressure defense at #9/8 Duke (Dec. 7), including the one with 12 seconds left and the Gamecocks down by one, then called a timeout to set up the winning play
- Handed out three assists in just 12 minutes against Wisconsin (Nov. 27)
- Drew her second career start against San Diego State (Nov. 23), picking up a pair of steals
- Came off the bench for one minute of high-pressure defense late in the opener against Southern Cal (Nov. 15)

	Season	Career
10+ Points	0	0
10+ Rebounds	0	0
5+ Assists	0	1
Tm-High Pts.	0	0
Tm-High Assts.	1	2

Miscellaneous

Pts	9 vs. Mississippi State, 2/26/15
Rebs	5, 2x, last vs. Clemson, 11/20/14
Blks	1, 4x, last vs. LSU, 3/7/15
Stls	3, 2x, last vs. Liberty, 12/21/14
Assts	5 vs. Charleston Southern, 11/8/13
Min	23 vs. Alabama, 1/19/14
FG	4 vs. Mississippi State, 2/26/15
3FG	1, 2x, last vs. Mississippi St., 2/26/15
FT	3 vs. Arkansas, 2/9/14

Career Highs

Pts	9 vs. Mississippi State, 2/26
Rebs	5 vs. Clemson, 11/20
Blks	1 vs. LSU, 3/7/15
Stls	3 vs. Liberty, 12/21
Assts	4 vs. LSU, 3/7/15
Min	22 vs. Mississippi State, 2/26
FG	4 vs. Mississippi State, 2/26
3FG	1, 2x, last at Kentucky, 3/1
FT	2, 2x, last vs. Alabama, 1/29

14-15 Season Highs

Pts	9 vs. Mississippi State, 2/26/15
Rebs	3, 3x, last vs. Mississippi St., 2/26/15
Blks	1 vs. Florida, 2/23/14
Stls	2, 2x, last at LSU, 1/4/15
Assts	3, 3x, last at Alabama, 1/8/15
Min	23 vs. Alabama, 1/19/14
FG	4 vs. Mississippi State, 2/26/15
3FG	1, 3x, last at Kentucky, 3/1/15
FT	3 vs. Arkansas, 2/9/14

SEC Career Highs

Pts	1 vs. Oregon St., 3/25/14
Rebs	2 vs. CS Northridge, 3/23/14
Blks	
Stls	1 vs. Oregon St., 3/25/14
Assts	2 vs. CS Northridge, 3/23/14
Min	10 vs. Oregon St., 3/25/14
FG	
3FG	
FT	1 vs. Oregon St., 3/25/14

NCAA Highs

Career NCAA Tournament Game-by-Game

Date	Opponent	GS	MIN	FG-A	3FG-A	FTA	Reb	PF	A	TO	B	S	TP
3/23/14	CS Northridge		7	0-1	0-0	0-0	2	2	2	1	0	0	0
3/25/14	Oregon St.		10	0-1	0-0	1-2	1	1	0	0	0	1	1
3/30/14	#12/13 N. Carolina		1	0-0	0-0	0-0	0	0	0	0	0	0	0
Totals		0	18	0-1	0-0	1-2	3	3	2	1	0	1	1
			6.0	.000	—	.500	1.0	0.6					0.6

Career Stats at South Carolina

Year	GP	GS	Min	Avg	FG	FGA	Pct	3FG	FGA	Pct	FT	FTA	Pct	Off	Def	Tot	Avg	PF	FO	A	TO	Blk	Stl	Pts	Avg
2013-14	32	1	309	9.7	23	48	.479	1	2	.500	19	26	.731	12	31	43	1.3	32	0	34	14	3	20	66	2.1
2014-15	30	2	257	8.6	17	47	.362	2	5	.400	6	8	.750	11	20	31	1.0	25	0	26	14	1	18	42	1.4
Career Totals	62	3	566	9.1	40	95	.421	3	7	.429	25	34	.735	23	51	74	1.2	57	0	60	28	4	38	108	1.7



2014-15 South Carolina Basketball
South Carolina Individual Game-by-Game (as of Mar 08, 2015)
All games



#02 GAINES, Olivia

Opponent	Date	gs	min	Total		3-Pointers		Free throws		Rebounds				pf	a	t/o	blk	stl	pts	avg	
				fg-fga	pct	3fg-fga	pct	ft-fa	pct	off	def	tot	avg								
SOUTHERN CAL	11/15/14		1	0-0	.000	0-0	.000	0-0	.000	0	0	0	0.0	0	0	0	0	0	0	0.0	
CLEMSON	11/20/14		10	0-4	.000	0-0	.000	0-0	.000	3	2	5	2.5	1	2	2	0	1	0	0.0	
SAN DIEGO STATE	11/23/14	*	16	0-2	.000	0-0	.000	0-0	.000	1	1	2	2.3	2	1	2	0	2	0	0.0	
vs Wisconsin	11/27/14		12	0-1	.000	0-0	.000	0-0	.000	0	1	1	2.0	3	3	0	0	2	0	0.0	
vs #22/22 Syracuse	11/28/14		2	0-0	.000	0-0	.000	0-0	.000	0	0	0	1.6	0	0	0	0	0	0	0.0	
NC CENTRAL	12/01/14		7	2-3	.667	0-0	.000	0-0	.000	0	1	1	1.5	0	0	1	0	0	4	0.7	
CHARLOTTE	12/04/14		1	0-0	.000	0-0	.000	0-0	.000	0	0	0	1.3	0	0	0	0	0	0	0.6	
at #9/8 Duke	12/07/14		1	0-0	.000	0-0	.000	0-0	.000	0	0	0	1.1	0	0	0	0	2	0	0.5	
SAVANNAH STATE	12/14/14		15	0-3	.000	0-0	.000	2-2	1.000	2	2	4	1.4	1	1	0	0	0	2	0.7	
at Hampton	12/17/14		6	0-0	.000	0-0	.000	0-0	.000	0	0	0	1.3	0	0	0	0	0	0	0.6	
vs Central Michigan	12/20/14		9	1-2	.500	0-0	.000	0-0	.000	1	1	2	1.4	0	0	0	0	0	2	0.7	
vs Liberty	12/21/14		14	1-5	.200	0-1	.000	0-0	.000	0	1	1	1.3	2	3	1	0	3	2	0.8	
AUBURN	01/02/15		16	1-1	1.000	0-0	.000	1-2	.500	0	1	1	1.3	3	1	1	0	1	3	1.0	
at LSU	01/04/15		19	1-3	.333	0-0	.000	0-0	.000	0	0	0	1.2	2	3	1	0	2	2	1.1	
at Alabama	01/08/15		13	1-2	.500	0-1	.000	0-0	.000	1	0	1	1.2	1	3	0	0	0	2	1.1	
at Mizzou	01/15/15		2	0-0	.000	0-0	.000	0-0	.000	0	0	0	1.1	1	0	0	0	0	0	1.1	
at Florida	01/19/15		6	0-0	.000	0-0	.000	1-2	.500	1	1	2	1.2	1	1	1	0	0	1	1.1	
#12/10 TEXAS A&M	01/26/15		7	0-1	.000	0-0	.000	0-0	.000	0	0	0	1.1	0	0	0	0	0	0	1.0	
ALABAMA	01/29/15		9	2-2	1.000	0-0	.000	2-2	1.000	0	0	0	1.1	0	0	0	0	1	6	1.3	
at Ole Miss	02/01/15		3	0-0	.000	0-0	.000	0-0	.000	0	0	0	1.0	0	0	0	0	0	0	1.2	
at #22/21 Georgia	02/05/15		10	1-2	.500	0-0	.000	0-0	.000	0	1	1	1.0	1	1	0	0	0	2	1.2	
at #2/2 Connecticut	02/09/15		1	0-1	.000	0-0	.000	0-0	.000	0	1	1	1.0	0	0	0	0	0	0	1.2	
LSU	02/12/15		3	0-0	.000	0-0	.000	0-0	.000	0	0	0	1.0	0	1	0	0	0	0	1.1	
VANDERBILT	02/15/15		13	0-1	.000	0-0	.000	0-0	.000	1	2	3	1.0	1	1	1	0	0	0	1.1	
at Arkansas	02/19/15		4	0-0	.000	0-0	.000	0-0	.000	0	0	0	1.0	1	0	0	0	0	0	1.0	
#11/13 MISS. STATE	02/26/15	*	22	4-5	.800	1-1	1.000	0-0	.000	1	2	3	1.1	3	0	1	0	1	9	1.3	
at #13/15 Kentucky	03/01/15		11	1-3	.333	1-2	.500	0-0	.000	0	0	0	1.0	1	1	1	0	1	3	1.4	
vs Arkansas	03/06/15		4	0-1	.000	0-0	.000	0-0	.000	0	1	1	1.0	1	0	0	0	0	0	1.4	
vs LSU	03/07/15		18	2-4	.500	0-0	.000	0-0	.000	0	2	2	1.1	0	4	1	1	2	4	1.4	
vs #5/5 Tennessee	03/08/15		2	0-1	.000	0-0	.000	0-0	.000	0	0	0	1.0	0	0	1	0	0	0	1.4	
Totals			2	257	17-47	.362	2-5	.400	6-8	.750	11	20	31	1.0	25	26	14	1	18	42	1.4

Games played: 30
 Minutes/game: 8.6
 Points/game: 1.4
 FG Pct: 36.2
 3FG Pct: 40.0
 FT Pct: 75.0

Rebounds/game: 1.0
 Assists/game: 0.9
 Turnovers/game: 0.5
 Assist/turnover ratio: 1.9
 Steals/game: 0.6
 Blocks/game: 0.0



ELEM IBIAM

6-4 • Senior • Center • Fayetteville, Ga. • Fayette County

#33

Career Highlights

Two-time SEC Women's Basketball Community Service Team (2014, 2015) | 2014 SEC All-Defensive Team

- Voted team captain for second-straight season
- Is second in school history with 163 career blocked shots, trailing only Lakesha Tolliver's record of 177 (2004-07)
- Has started every game this season, not missing a start since career first in the 2013-14 season opener (66 games)
- Is 13th in the SEC in blocked shots per game (1.0)
- Has scored in double figures eight times, including one 20-point game
- Has led the team in rebounds twice – vs. Central Michigan, vs. Arkansas
- Averaged 2.3 blocked shots in the SEC Tournament (3 games)
- Blocked a season-high four shots in SEC Tournament quarterfinal against Arkansas (Mar. 6), including three in 12 minutes first-half action as team built 14-point halftime lead
- Dominated the first half against #6/6 Tennessee (Feb. 23), shooting 6-of-7 for all 12 of her points with five of her eight rebounds to build three-point halftime lead
- Tied season high with three blocks at Arkansas (Feb. 19), needing just 12 minutes to do it
- Posted four of team's first six points against LSU (Feb. 12) to help offense get started
- Scored the Gamecocks' first eight points of the second half after Ole Miss (Feb. 1) had cut lead to three
- Tied the Alabama (Jan. 29) game early to launch a 14-0 run that opened up the game in the first eight minutes
- Put back an offensive rebound four minutes into the second half against #10/11 Kentucky (Jan. 11) to give Gamecocks their first lead since early in the 9:00 mark of the first half
- Posted nine of her 11 points against Auburn (Jan. 2) in the second half to help hold off the charging Tigers
- Scored her 11 points against Liberty (Dec. 21) efficiently, hitting 5-of-6 from the field
- Posted her second career double-double – first of this season – against Central Michigan (Dec. 20) in just 18 minutes on the court
- Pulled in four of her seven rebounds at Hampton (Dec. 17) on the offensive end.
- Netted career-high 21 points against Savannah State (Dec. 14), including four points during early run, five during late first-half spurt and first four points of the second half
- Dominated the opening minutes against Charlotte (Dec. 4), scoring six of the Gamecocks' first eight points en route to a perfect 7-of-7 shooting night – the second of her career tied for fourth-best perfect night in Colonial Life Arena history
- Was efficient in 20 minutes against NC Central (Dec. 1), hitting 4-of-5 from the field and blocking a season-high three shots
- Pulled down seven rebounds, including four offensive against Wisconsin (Nov. 27)

	Season	Career
Double-Double	1	2
20+ Points	1	1
10+ Points	8	33
10+ Rebounds	1	4
5+ Blocks	0	7
Tm-High Pts.	0	6
Tm-High Rebs.	2	13

Miscellaneous

Pts	21 vs. Savannah St., 12/14/14
Rebs	12 at Texas A&M, 1/16/14
Blks	7 at Miss. State, 2/6/14
Stls	2, 5x, last vs. Mississippi St., 2/26/15
Assts	3 vs. South Dakota St., 3/23/13
Min	34 at Texas A&M, 1/16/14
FG	8 vs. Alabama, 3/7/13
FT	8 vs. Seton Hall, 11/17/13

Career Highs

Pts	21 vs. Savannah St., 12/14
Rebs	12 vs. C. Michigan, 12/20
Blks	4 vs. Arkansas, 3/6
Stls	2 vs. Mississippi State, 2/26
Assts	2, 2x, last at Hampton, 12/17
Min	25 at Hampton, 12/17
FG	7, 2x, last vs. Savannah St., 12/14
FT	7 vs. Savannah St., 12/14

14-15 Season Highs

Pts	18 vs. Alabama, 1/19/14
Rebs	12 at Texas A&M, 1/16/14
Blks	7 at Miss. State, 2/6/14
Stls	2 vs. Mississippi State, 2/26/15
Assts	2 at Texas A&M, 1/16/14
Min	34 at Texas A&M, 1/16/14
FG	8 vs. Alabama, 3/7/13
FT	5, 2x, last vs. Vanderbilt, 1/5/14

SEC Career Highs

Pts	13 vs. South Dakota State, 3/23/13
Rebs	10 vs. Kansas, 3/25/13
Blks	5 vs. Eastern Michigan, 3/17/12
Stls	1 vs. South Dakota State, 3/23/13
Assts	3 vs. South Dakota State, 3/23/13
Min	29 vs. South Dakota State, 3/23/13
FG	5, 2x, last vs. South Dakota State, 3/23/13
FT	3, 2x, last vs. CS Northridge, 3/23/14

NCAA Highs

Career NCAA Tournament Game-by-Game

Date	Opponent	GS	MIN	FG-A	3FG-A	FTA	Reb	PF	A	TO	B	S	TP
3/23/14	CS Northridge	*	19	4-6	0-0	3-4	4	2	2	2	1	0	11
3/25/14	Oregon St.	*	22	2-8	0-0	1-2	5	3	0	2	0	0	5
3/30/14	#12/13 N. Carolina	*	18	1-5	0-0	1-1	2	1	0	0	0	0	3
3/23/13	South Dakota St.		29	5-9	0-0	3-4	8	2	3	0	2	1	13
3/25/13	Kansas		24	5-8	0-0	2-3	10	2	1	1	1	0	12
3/17/12	Eastern Michigan		12	2-4	0-0	2-2	4	4	2	1	5	0	6
3/19/12	#13/15 Purdue		4	0-0	0-0	0-0	0	0	0	0	0	0	0
3/24/12	#2/2 Stanford		6	1-1	0-0	2-2	2	0	0	0	1	0	4
Totals		3	134	20-41	0-0	14-18	35	14	8	6	10	1	54
		16.8	.488	—	.777	4.4				1.3			6.8

Career Stats at South Carolina

Year	GP	GS	Min	Avg	FG	FGA	Pct	3FG	FGA	Pct	FT	FIA	Pct	Off	Def	Tot	Avg	PF	FO	A	TO	Blk	Stl	Pts	Avg
2011-12	25	0	197	7.9	26	59	.441	0	1	.000	22	35	.629	34	40	74	3.0	33	0	4	16	17	2	74	3.0
2012-13	30	0	472	15.7	64	131	.489	0	0	—	32	64	.500	52	83	135	4.5	48	1	8	20	30	11	160	5.3
2013-14	34	34	794	23.4	128	238	.538	0	0	—	67	102	.657	59	148	207	6.1	94	3	12	51	83	13	323	9.5
2014-15	32	32	549	17.2	85	153	.556	0	0	—	42	58	.724	49	81	130	4.0	68	1	10	39	33	8	212	6.6
Career Totals	121	66	2012	16.6	303	581	.522	0	1	.000	163	259	.629	194	352	546	4.5	243	5	34	126	163	34	769	6.4



2014-15 South Carolina Basketball
South Carolina Individual Game-by-Game (as of Mar 08, 2015)
All games



#33 IBIAM, Elem

Opponent	Date	gs	min	Total		3-Pointers		Free throws		Rebounds				pf	a	t/o	blk	stl	pts	avg	
				fg-fga	pct	3fg-fga	pct	ft-fa	pct	off	def	tot	avg								
SOUTHERN CAL	11/15/14	*	22	2-3	.667	0-0	.000	1-2	.500	2	4	6	6.0	1	0	0	1	1	5	5.0	
CLEMSON	11/20/14	*	18	1-2	.500	0-0	.000	1-1	1.000	0	3	3	4.5	1	0	2	2	0	3	4.0	
SAN DIEGO STATE	11/23/14	*	14	1-3	.333	0-0	.000	2-2	1.000	1	1	2	3.7	2	0	0	0	1	4	4.0	
vs Wisconsin	11/27/14	*	17	4-6	.667	0-0	.000	0-0	.000	4	3	7	4.5	3	0	3	2	1	8	5.0	
vs #22/22 Syracuse	11/28/14	*	15	0-4	.000	0-0	.000	0-0	.000	2	1	3	4.2	4	2	2	1	0	0	4.0	
NC CENTRAL	12/01/14	*	20	4-5	.800	0-0	.000	2-5	.400	1	3	4	4.2	1	0	0	3	0	10	5.0	
CHARLOTTE	12/04/14	*	19	7-7	1.000	0-0	.000	2-3	.667	1	2	3	4.0	2	1	1	0	0	16	6.6	
at #9/8 Duke	12/07/14	*	18	4-7	.571	0-0	.000	0-1	.000	2	3	5	4.1	3	1	1	1	0	8	6.8	
SAVANNAH STATE	12/14/14	*	18	7-9	.778	0-0	.000	7-8	.875	2	2	4	4.1	0	0	0	1	0	21	8.3	
at Hampton	12/17/14	*	25	1-5	.200	0-0	.000	2-4	.500	4	3	7	4.4	4	2	4	1	0	4	7.9	
vs Central Michigan	12/20/14	*	18	5-12	.417	0-0	.000	0-1	.000	6	6	12	5.1	1	1	0	2	0	10	8.1	
vs Liberty	12/21/14	*	17	5-6	.833	0-0	.000	1-2	.500	2	3	5	5.1	2	0	1	1	0	11	8.3	
AUBURN	01/02/15	*	19	5-8	.625	0-0	.000	1-2	.500	2	0	2	4.8	3	0	1	1	0	11	8.5	
at LSU	01/04/15	*	18	1-2	.500	0-0	.000	0-0	.000	0	4	4	4.8	2	1	0	1	1	2	8.1	
at Alabama	01/08/15	*	15	2-3	.667	0-0	.000	0-0	.000	1	2	3	4.7	2	0	1	0	0	4	7.8	
#10/11 KENTUCKY	01/11/15	*	16	3-4	.750	0-0	.000	2-2	1.000	1	3	4	4.6	2	0	0	0	0	8	7.8	
at Mizzou	01/15/15	*	14	0-3	.000	0-0	.000	0-0	.000	1	2	3	4.5	3	0	3	2	0	0	7.4	
at Florida	01/19/15	*	14	2-4	.500	0-0	.000	0-0	.000	0	3	3	4.4	2	0	1	1	0	4	7.2	
#12/10 TEXAS A&M	01/26/15	*	17	3-4	.750	0-0	.000	0-0	.000	1	2	3	4.4	1	0	1	1	0	6	7.1	
ALABAMA	01/29/15	*	22	2-4	.500	0-0	.000	2-2	1.000	0	4	4	4.4	2	0	0	0	1	6	7.1	
at Ole Miss	02/01/15	*	14	4-5	.800	0-0	.000	2-2	1.000	1	0	1	4.2	2	1	1	0	0	10	7.2	
at #22/21 Georgia	02/05/15	*	24	3-6	.500	0-0	.000	2-2	1.000	1	2	3	4.1	5	0	5	2	0	8	7.2	
at #2/2 Connecticut	02/09/15	*	14	0-0	.000	0-0	.000	0-0	.000	1	2	3	4.1	1	0	2	0	0	0	6.9	
LSU	02/12/15	*	14	2-5	.400	0-0	.000	2-2	1.000	1	3	4	4.1	2	0	3	0	0	6	6.9	
VANDERBILT	02/15/15	*	17	4-8	.500	0-0	.000	1-1	1.000	1	3	4	4.1	4	1	0	0	0	9	7.0	
at Arkansas	02/19/15	*	12	0-2	.000	0-0	.000	2-2	1.000	0	3	3	4.0	2	0	0	3	0	2	6.8	
#6/6 TENNESSEE	02/23/15	*	18	6-9	.667	0-0	.000	0-0	.000	5	3	8	4.2	2	0	0	0	0	12	7.0	
#11/13 MISS. STATE	02/26/15	*	19	1-1	1.000	0-0	.000	4-4	1.000	0	1	1	4.1	4	0	1	0	2	6	6.9	
at #13/15 Kentucky	03/01/15	*	11	0-2	.000	0-0	.000	0-0	.000	1	1	2	4.0	1	0	1	0	0	0	6.7	
vs Arkansas	03/06/15	*	21	3-4	.750	0-0	.000	1-4	.250	4	5	9	4.2	1	0	2	4	1	7	6.7	
vs LSU	03/07/15	*	14	2-2	1.000	0-0	.000	5-6	.833	1	3	4	4.2	2	0	2	1	0	9	6.8	
vs #5/5 Tennessee	03/08/15	*	15	1-8	.125	0-0	.000	0-0	.000	0	1	1	4.1	1	0	1	2	0	2	6.6	
Totals			32	549	85-153	.556	0-0	.000	42-58	.724	49	81	130	4.1	68	10	39	33	8	212	6.6

Games played: 32
Minutes/game: 17.2
Points/game: 6.6
FG Pct: 55.6
FT Pct: 72.4

Rebounds/game: 4.1
Assists/game: 0.3
Turnovers/game: 1.2
Assist/turnover ratio: 0.3
Steals/game: 0.3
Blocks/game: 1.0



TIFFANY MITCHELL

5-9 • Junior • Guard • Charlotte, N.C. • Providence Day

#25

Career Highlights

Two-time SEC Player of the Year (Coaches – 2014, 2015; AP – 2015)	No. 4 Player in the Nation, espnW (2014-15)
Two-time All-SEC First Team (Coaches – 2014, 2015; AP – 2014, 2015)	2015 Preseason All-America (AP, Sports Illustrated, ESPN)
2015 All-America First Team (ESPN)	2015 FIBA 3x3 World Championships Gold Medal (USA)
2015 Dawn Staley Award Finalist	2014 WBCA All-America
2015 Naismith Semifinalist	2014 All-America Third Team (AP, Full Court)
2015 Wooden Award Final Ballot	2014 Wooden Award Final Ballot, Wade Trophy Watch List, Dawn Staley Award Watch List
2015 Wade Watch List	2014 WBCA All-Region 3
2015 Capital One Academic All-District 4	2014 SEC All-Defensive Team
2014 Subway All-Classic Team	2013 SEC All-Freshman Team
2014 Junkanoo Jam, Lucaya Division All-Tournament	

- First player to earn consecutive outright SEC Player of the Year honors since 2005 and 2006 ... with Welch, first Gamecocks to make multiple appearances on All-SEC First Team since Jocelyn Penn in 2002 and 2003
- Ranks 18th in program history in career points ... is 19th Gamecock to post 1,000 career points with 200 career assists, ranking ninth in scoring among that group
- Started every game the last two seasons, not missing a start since Feb. 28, 2013, game at Missouri (61 games)
- Sixth in SEC in scoring, second in FG %age and FT %age, ninth in steals (1.9) and 14th in assists (2.7) ... only active SEC player to rank among the league's top 15 in scoring, assists and steals
- Has scored in double figures a team-high 26 times, including four games of 20 or more points
- Has been team's top scorer a team-high 14 times – Southern Cal, San Diego St., Syracuse, at Hampton, vs. Central Michigan, Kentucky, at Missouri, at Florida, at UConn, Vanderbilt, at Arkansas, Mississippi State, vs. Arkansas, vs. Tennessee
- Has led team in assists nine times – Clemson, at Duke, Auburn, Kentucky, Texas A&M, at Georgia, at UConn, Tennessee, at Kentucky
- Averaged a team-best 11.0 points at SEC Tournament, despite just four points in semifinal against LSU
- Shook off tough semifinal outing to lead offense with 17 points in SEC Tournament championship against #5/5 Tennessee (Mar. 8), including a pair of first-half 3s and hitting all three free throws when fouled on another in the second half
- Opened SEC Tournament with seven of team's fist 15 points against Arkansas (Mar. 6) in quarterfinal action
- Swiped two of her three steals and scored seven straight points during 12-2 run that turned three-point lead into 13 late in first half against #11/13 Mississippi State (Feb. 26)
- Hit two free throws after Lady Vols had cut lead to one with :17 left against #6/6 Tennessee (Feb. 23) then forced a turnover on potential game-tying possession
- Shook off tough shooting night at Arkansas (Feb. 19) to still lead team in scoring behind 7-of-7 free throws and swiping five steals
- Scored seven points and swiped two steals in opening three minutes against Vanderbilt (Feb. 15), adding four more points to a 7-2 run that broke a 15-15 tie midway through the first half
- Tied for team-high scoring honors at #2/2 UConn (Feb. 9), including seven of the team's first 18 points
- Scored seven points in an 8-0 first-half run at Ole Miss (Feb. 1) that turned the game around as Gamecocks went from a nine-point deficit to a seven-point halftime lead in the final 7:17 of the period
- Hit four straight free throws after #12/10 Texas A&M (Jan. 26) pulled with two in the second half and was involved in both of next two plays that established a 10-point lead team would not yield

Career NCAA Tournament Game-by-Game

Date	Opponent	GS	MIN	FG-A	3FG-A	FT-A	Reb	PF	A	TO	B	S	TP
3/23/14	CS Northridge	*	37	5-11	1-2	13-17	6	2	4	3	0	0	24
3/25/14	Oregon St.	*	34	4-11	2-2	10-11	10	2	4	0	0	0	20
3/30/14	#12/13 N. Carolina	*	35	4-14	3-4	0-0	4	3	2	3	0	2	11
3/23/13	South Dakota St.	*	24	3-7	1-1	4-5	4	1	0	2	0	0	11
3/25/13	Kansas	*	32	2-8	1-2	2-2	6	3	0	3	0	3	7
Totals		5	162	18-51	8-11	29-35	30	11	10	11	0	5	73
			32.4	.353	.727	.829	6.0						1.0

(CONTINUED NEXT PAGE)

Career Stats at South Carolina

Year	GP	GS	Min	Avg	FG	FGA	Pct	3FG	FGA	Pct	FT	FTA	Pct	Off	Def	Tot	Avg	PF	FO	A	TO	Blk	Stl	Pts	Avg
2012-13	33	30	927	28.1	107	282	.379	22	60	.367	68	111	.613	60	109	169	5.1	64	1	43	82	4	44	304	9.2
2013-14	34	34	1066	31.4	165	335	.493	40	74	.541	157	198	.793	41	149	190	5.6	63	0	118	97	8	62	527	15.5
2014-15	32	32	940	29.4	163	323	.505	52	121	.430	84	100	.840	24	74	98	3.1	54	1	85	67	9	60	462	14.4
Career Totals	99	96	2933	29.6	435	940	.463	114	255	.447	309	409	.756	125	332	457	4.6	181	2	246	246	21	166	1293	13.1

	Season	Career	Miscellaneous
Double-Double	0	4	
20+ Points	4	12	
10+ Points	26	71	
10+ Rebounds	0	7	
5+ Assists	1	8	
5+ Steals	3	8	
Tm-High Pts.	14	34	
Tm-High Rebs.	0	9	
Tm-High Assts.	9	26	

	Career Highs
Pts	25 vs. Georgia, 2/27/14
Rebs	11, 5x, last at Arkansas, 1/2/14
Stls	7 vs. NC Central, 12/1/14
Assts	9 at San Diego State, 11/23/13
Min	40 vs. Syracuse, 11/28/14
FG	8, 5x, last vs. Vanderbilt, 2/15/15
3FG	6, 2x, last at Hampton, 12/17/14
FT	13 vs. CSU Northridge, 3/23/14

	14-15 Season Highs
Pts	21 vs. Syracuse, 11/28
Rebs	8, Syracuse, 11/28
Stls	7 vs. NC Central, 12/1
Assts	5 vs. Clemson, 11/20
Min	40 vs. Syracuse, 11/28
FG	8, 3x, last vs. Vanderbilt, 2/15
3FG	6, 2x, last at Hampton, 12/17
FT	11 vs. Kentucky, 1/11

	SEC Career Highs
Pts	25 vs. Georgia, 2/27/14
Rebs	11, 5x, last at Arkansas, 1/2/14
Stls	6 at Auburn, 1/12/14
Assts	8, 2x, last vs. Ole Miss, 1/30/14
Min	39 vs. Kentucky, 1/9/14
FG	8, 4x, last vs. Vanderbilt, 2/15/15
3FG	3, 2x, last at LSU, 1/4/15
FT	11 vs. Kentucky, 1/11/15

	NCAA Highs
Pts	24 vs. CS Northridge, 3/23/14
Rebs	10 vs. Oregon St., 3/25/14
Stls	3 vs. Kansas, 3/25/13
Assts	4, 2x, last vs. Oregon St., 3/25/14
Min	37 vs. CS Northridge, 3/23/14
FG	5 vs. CS Northridge, 3/23/14
3FG	3 vs. North Carolina, 3/30/14
FT	13 vs. CS Northridge, 3/23/14

TIFFANY MITCHELL (CONTINUED)

- Scored six of her team-high 18 points during an 8-0 run in the second half at Florida (Jan. 19), including back-to-back layups off two of her four steals in the game
- Struggled from field at Missouri (Jan. 15), but delivered in the clutch, hitting a 3 each time Tigers got within three late in second half
- Scored 10 of the team's last 13 points in win over #10/11 Kentucky (Jan. 11), including eight straight free throws to hold the Wildcats at bay
- Missed her first three 3-point attempts at Alabama (Jan. 8), all in the first 10 minutes, but buried her next three en route to 16 points and 60.0 percent shooting, including 50.0 percent from outside
- Scored the first six points of each half at LSU (Jan. 4) to help Gamecocks establish early offense
- Scored 13 of her team-high 18 points against Central Michigan (Dec. 20) in just 16 minutes of first-half action
- Hit 4-of-4 from 3-point range in first half alone at Hampton (Dec. 17) en route to tying career high of 6 3s and her third 20-point game of the season
- Erased a tough shooting day at #9/8 Duke (Dec. 9) with a second-look 3-pointer that brought the Gamecocks within one with 19 seconds to play ... was solid defensively throughout the game as well
- Scored 15 of her 21 points against #22/22 Syracuse (Nov. 28) in the first half to keep Gamecocks within striking distance ... hit free throws late to seal the win over the Orange
- Shot 6-of-6 from 3-point range against San Diego State (Nov. 23), the best perfect long-range shooting night in school history



2014-15 South Carolina Basketball South Carolina Individual Game-by-Game (as of Mar 08, 2015) All games

#25 MITCHELL, Tiffany

Opponent	Date	gs	min	Total		3-Pointers		Free throws		Rebounds				pf	a	t/o	blk	stl	pts	avg	
				fg-fga	pct	3fg-fga	pct	ft-fa	pct	off	def	tot	avg								
SOUTHERN CAL	11/15/14	*	38	4-10	.400	0-3	.000	10-12	.833	1	1	2	2.0	3	4	6	0	1	18	18.0	
CLEMSON	11/20/14	*	25	6-8	.750	3-4	.750	0-0	.000	0	0	0	1.0	2	5	1	0	3	15	16.5	
SAN DIEGO STATE	11/23/14	*	18	6-8	.750	6-6	1.000	2-2	1.000	0	2	2	1.3	0	3	2	0	1	20	17.7	
vs Wisconsin	11/27/14	*	26	2-7	.286	1-3	.333	2-2	1.000	0	3	3	1.8	0	3	1	0	2	7	15.0	
vs #22/22 Syracuse	11/28/14	*	40	6-13	.462	3-8	.375	6-8	.750	4	4	8	3.0	2	3	1	0	1	21	16.2	
NC CENTRAL	12/01/14	*	24	6-8	.750	1-3	.333	1-2	.500	0	3	3	3.0	0	4	1	0	7	14	15.8	
CHARLOTTE	12/04/14	*	28	3-6	.500	1-3	.333	2-2	1.000	1	0	1	2.7	3	2	4	0	1	9	14.9	
at #9/8 Duke	12/07/14	*	31	2-10	.200	1-4	.250	2-3	.667	0	3	3	2.8	1	4	3	0	1	7	13.9	
SAVANNAH STATE	12/14/14	*	21	6-7	.857	1-1	1.000	2-2	1.000	0	2	2	2.7	2	2	0	1	1	15	14.0	
at Hampton	12/17/14	*	30	7-10	.700	6-8	.750	0-0	.000	1	3	4	2.8	4	3	1	0	0	20	14.6	
vs Central Michigan	12/20/14	*	24	7-10	.700	3-6	.500	1-2	.500	1	3	4	2.9	1	2	4	0	5	18	14.9	
vs Liberty	12/21/14	*	23	6-11	.545	2-3	.667	0-0	.000	0	1	1	2.8	0	2	0	0	0	14	14.8	
AUBURN	01/02/15	*	26	1-9	.111	1-4	.250	4-4	1.000	0	1	1	2.6	1	4	2	0	2	7	14.2	
at LSU	01/04/15	*	24	7-12	.583	3-6	.500	0-0	.000	0	4	4	2.7	2	2	4	0	1	17	14.4	
at Alabama	01/08/15	*	26	6-10	.600	3-6	.500	1-1	1.000	0	1	1	2.6	2	3	0	0	1	16	14.5	
#10/11 KENTUCKY	01/11/15	*	33	4-13	.308	0-5	.000	11-12	.917	3	2	5	2.8	2	4	1	0	0	19	14.8	
at Mizzou	01/15/15	*	34	8-14	.571	2-5	.400	1-2	.500	1	5	6	2.9	1	1	2	2	3	19	15.1	
at Florida	01/19/15	*	23	8-10	.800	1-1	1.000	1-1	1.000	0	0	0	2.8	1	1	1	0	4	18	15.2	
#12/10 TEXAS A&M	01/26/15	*	33	5-12	.417	0-2	.000	6-6	1.000	1	1	2	2.7	0	3	1	0	2	16	15.3	
ALABAMA	01/29/15	*	26	4-10	.400	0-1	.000	3-3	1.000	2	2	4	2.8	2	2	1	0	1	11	15.1	
at Ole Miss	02/01/15	*	33	4-10	.400	2-3	.667	1-3	.333	1	4	5	2.9	3	1	2	0	1	11	14.9	
at #22/21 Georgia	02/05/15	*	29	5-11	.455	2-4	.500	2-2	1.000	1	2	3	2.9	2	3	1	0	2	14	14.8	
at #2/2 Connecticut	02/09/15	*	37	6-12	.500	3-4	.750	2-3	.667	2	2	4	3.0	4	3	3	0	2	17	14.9	
LSU	02/12/15	*	28	5-9	.556	1-2	.500	0-0	.000	0	2	2	2.9	1	4	4	1	3	11	14.8	
VANDERBILT	02/15/15	*	26	8-12	.667	1-4	.250	3-4	.750	2	1	3	2.9	0	1	4	0	4	20	15.0	
at Arkansas	02/19/15	*	37	4-9	.444	0-4	.000	7-7	1.000	0	0	0	2.8	2	2	4	3	5	15	15.0	
#6/6 TENNESSEE	02/23/15	*	38	6-14	.429	0-1	.000	4-5	.800	1	6	7	3.0	1	4	0	0	0	16	15.0	
#11/13 MISS. STATE	02/26/15	*	34	7-12	.583	0-0	.000	2-3	.667	0	4	4	3.0	1	2	2	1	3	16	15.0	
at #13/15 Kentucky	03/01/15	*	33	3-8	.375	1-4	.250	1-2	.500	1	3	4	3.0	5	3	2	0	0	8	14.8	
vs Arkansas	03/06/15	*	27	5-12	.417	2-5	.400	0-0	.000	0	3	3	3.0	2	1	3	0	0	12	14.7	
vs LSU	03/07/15	*	26	1-6	.167	0-4	.000	2-2	1.000	0	0	0	2.9	3	2	5	1	2	4	14.4	
vs #5/5 Tennessee	03/08/15	*	39	5-10	.500	2-4	.500	5-5	1.000	1	6	7	3.1	1	2	1	0	1	17	14.4	
Totals			32	940	163-323	.505	52-121	.430	84-100	.840	24	74	98	3.1	54	85	67	9	60	462	14.4

Games played: 32
Minutes/game: 29.4
Points/game: 14.4
FG Pct: 50.5
3FG Pct: 43.0
FT Pct: 84.0

Rebounds/game: 3.1
Assists/game: 2.7
Turnovers/game: 2.1
Assist/turnover ratio: 1.3
Steals/game: 1.9
Blocks/game: 0.3



TINA ROY

5-11 • Junior • Guard • Kaplan, La. • Kaplan

- Has played in all but one game this season
- Has scored in double figures four times
- Has led the team in assists eight times – Southern Cal, Syracuse, Savannah State, Central Michigan, at LSU, vs. Arkansas, vs. LSU, vs. Tennessee
- Averaged 6.3 points and team-high 3.7 assists in SEC Tournament (3 games)
- Powered Gamecocks into SEC Tournament final with season-high 15 points against LSU (Mar. 7) in the semifinals, hitting 4-of-5 3-pointers in the second period to turn four-point halftime deficit into 20-point victory
- Made back-to-back 3s and grabbed a rebound during 17-3 run late at #13/15 Kentucky (Mar. 1)
- Matched SEC career high with three 3s against Vanderbilt (Feb. 15), including first one as part of 7-2 run that broke open tie midway through first half and second that stopped an 8-2 Vandy run that opened second half
- Buried the first of two 3s at #22/21 Georgia (Feb. 5) to help spark 14-2 run that broke open 7-7 tie midway through the first half
- Hit timely 3-pointer against Texas A&M (Jan. 26) to stop Aggie run and push lead double digits midway through second half
- Scored nine of her 11 points at Alabama (Jan. 8) in the second half as Gamecocks keep the pressure on the Crimson Tide ... was perfect 3-of-3 from outside the arc
- Hit a pair of 3s in the first half at LSU (Jan. 4), the first of which helped hold off a Lady Tigers' rally
- Became first Gamecock to hand out double-digit assists in the Dawn Staley era with 10 against Savannah State (Dec. 14) while also rebounding well with seven boards
- Hit three 3s against Charlotte (Dec. 4), including two during the late first-half run that turned a two-point lead into an 18-point halftime advantage
- Averaged 9.5 points in just 17.0 minutes over two games at the Junkanoo Jam (Nov. 27-28)
- Hit four 3s against #22/22 Syracuse (Nov. 28), including two during the key 18-4 run that rallied the Gamecocks for the win, and dished out five assists as well
- Provided steady point guard play off the bench against Southern Cal (Nov. 15), handing out six assists to get the inside game going and hitting 3-of-5 from behind the arc

#23

	Season	Career	Miscellaneous
10+ Points	4	11	
5+ Assists	3	5	
5+ Steals	0	0	
Tm-High Pts.	0	2	
Tm-High Assts.	8	11	

	Career Highs
Pts	15, 2x, last vs. LSU, 3/7/14
Rebs	8 at Mississippi State, 2/6/14
Stls	3 vs. Southern Cal, 11/15/14
Assts	10 vs. Savannah St., 12/14/14
Min	31 vs. Vanderbilt, 1/5/14
FG	5, 4x, last, vs. LSU, 3/7/15
3FG	5, 2x, last vs. LSU, 3/7/15
FT	4 at Southern Cal, 11/25/13

	14-15 Season Highs
Pts	15 vs. LSU, 3/7
Rebs	7 vs. Savannah St., 12/14
Stls	3 vs. Southern Cal, 11/15
Assts	10 vs. Savannah St., 12/14
Min	25 vs. Southern Cal, 11/15
FG	5 vs. LSU, 3/7
3FG	5 vs. LSU, 3/7
FT	1, 2x, last at Kentucky, 3/1

	SEC Career Highs
Pts	11, 3x, last at Alabama, 1/8/15
Rebs	8 at Mississippi State, 2/6/14
Stls	1, 7x, last vs. LSU, 2/12/15
Assts	4, 3x, last vs. Vanderbilt, 2/15/15
Min	31 vs. Vanderbilt, 1/5/14
FG	5 vs. Kentucky, 1/9/14
3FG	3, 5x, last at Kentucky, 3/1/15
FT	3 vs. Georgia, 2/27/14

	NCAA Highs
Pts	6 vs. Eastern Michigan, 3/17/12
Rebs	4 vs. CS Northridge, 3/23/14
Stls	1 vs. North Carolina, 3/30/14
Assts	2, 2x, last vs. North Carolina, 3/30/14
Min	22 vs. CS Northridge, 3/23/14
FG	2, 2x, last vs. CS Northridge, 3/23/14
3FG	2 vs. Eastern Michigan, 3/17/12
FT	

Career NCAA Tournament Game-by-Game

Date	Opponent	GS	MIN	FG-A	3FG-A	FT-A	Reb	PF	A	TO	B	S	TP
3/23/14	CS Northridge	22	2-5	1-3	0-0	4	0	1	0	0	0	0	5
3/25/14	Oregon St.	6	0-0	0-0	0-0	0	1	0	0	0	0	0	0
3/30/14	#12/13 N. Carolina	9	1-3	0-2	0-0	1	1	2	2	0	1	2	
3/17/12	Eastern Michigan	20	2-9	2-7	0-0	1	2	2	1	0	0	6	
3/19/12	at #13/15 Purdue	8	1-4	1-4	0-0	0	1	0	1	0	0	3	
3/24/12	#2/2 Stanford	4	0-1	0-1	0-0	0	0	0	0	0	0	0	
Totals		69	6-22	4-17	0-0	6	5	5	4	0	1	16	2.7
		11.5	.273	.235	—	1.0	0.8						

Career Stats at South Carolina

Year	GP	GS	Min	Avg	FG	FGA	Pct	3FG	FGA	Pct	FT	FTA	Pct	Off	Def	Tot	Avg	PF	FO	A	TO	Blk	Stl	Pts	Avg	
2011-12	34	0	383	11.3	53	181	.293	32	127	.252	10	22	.455	20	29	49	1.4	20	0	10	15	1	9	148	4.4	
2012-13	— Did Not Play (injury) —																									
2013-14	34	1	553	16.3	44	146	.301	20	86	.233	14	23	.609	13	56	69	2.0	19	0	48	23	9	6	122	3.6	
2014-15	31	0	489	15.8	52	131	.397	40	101	.396	2	4	.500	8	49	57	1.8	18	0	74	33	5	7	146	4.7	
Career Totals	99	1	1425	14.4	149	458	.325	92	314	.293	26	49	.531	41	134	175	1.8	57	0	132	71	15	22	416	4.2	



2014-15 South Carolina Basketball
South Carolina Individual Game-by-Game (as of Mar 08, 2015)
All games



#23 ROY, Tina

Opponent	Date	gs	min	Total		3-Pointers		Free throws		Rebounds				pf	a	t/o	blk	stl	pts	avg
				fg-fga	pct	3fg-fga	pct	ft-fa	pct	off	def	tot	avg							
SOUTHERN CAL	11/15/14		25	3-6	.500	3-5	.600	0-0	.000	0	2	2	2.0	3	6	2	1	3	9	9.0
SAN DIEGO STATE	11/23/14		19	2-7	.286	1-4	.250	0-0	.000	0	3	3	2.5	0	2	1	0	1	5	7.0
vs Wisconsin	11/27/14		12	3-6	.500	1-3	.333	0-0	.000	0	4	4	3.0	0	2	1	0	0	7	7.0
vs #22/22 Syracuse	11/28/14		22	4-10	.400	4-9	.444	0-0	.000	2	0	2	2.8	1	5	0	0	0	12	8.3
NC CENTRAL	12/01/14		13	0-1	.000	0-1	.000	0-0	.000	0	2	2	2.6	0	3	1	0	1	0	6.6
CHARLOTTE	12/04/14		23	3-5	.600	3-5	.600	0-0	.000	0	1	1	2.3	0	3	1	0	0	9	7.0
at #9/8 Duke	12/07/14		7	0-1	.000	0-1	.000	0-0	.000	0	1	1	2.1	2	0	1	0	0	0	6.0
SAVANNAH STATE	12/14/14		18	0-2	.000	0-2	.000	0-0	.000	0	7	7	2.8	1	10	2	0	0	0	5.3
at Hampton	12/17/14		14	0-4	.000	0-3	.000	0-0	.000	0	2	2	2.7	0	1	1	1	0	0	4.7
vs Central Michigan	12/20/14		15	1-3	.333	0-2	.000	0-0	.000	1	1	2	2.6	0	4	1	0	0	2	4.4
vs Liberty	12/21/14		14	2-3	.667	1-1	1.000	0-0	.000	1	2	3	2.6	2	1	0	0	0	5	4.5
AUBURN	01/02/15		11	1-1	1.000	1-1	1.000	0-0	.000	0	1	1	2.5	0	2	3	0	0	3	4.3
at LSU	01/04/15		21	2-6	.333	2-6	.333	0-0	.000	0	1	1	2.4	1	4	3	0	0	6	4.5
at Alabama	01/08/15		15	4-4	1.000	3-3	1.000	0-0	.000	0	2	2	2.4	1	1	1	0	0	11	4.9
#10/11 KENTUCKY	01/11/15		10	1-4	.250	0-1	.000	0-0	.000	0	1	1	2.3	1	1	2	0	0	2	4.7
at Mizzou	01/15/15		8	0-4	.000	0-4	.000	0-0	.000	1	0	1	2.2	0	1	1	0	0	0	4.4
at Florida	01/19/15		19	2-4	.500	1-3	.333	0-0	.000	0	1	1	2.1	0	3	1	0	0	5	4.5
#12/10 TEXAS A&M	01/26/15		15	2-2	1.000	1-1	1.000	0-0	.000	0	1	1	2.1	3	2	1	0	0	5	4.5
ALABAMA	01/29/15		19	2-5	.400	1-4	.250	0-0	.000	0	1	1	2.0	0	1	1	0	1	5	4.5
at Ole Miss	02/01/15		7	0-1	.000	0-0	.000	1-2	.500	0	1	1	2.0	0	1	0	0	0	1	4.4
at #22/21 Georgia	02/05/15		20	2-5	.400	2-4	.500	0-0	.000	0	2	2	2.0	1	0	1	0	0	6	4.4
at #2/2 Connecticut	02/09/15		6	0-3	.000	0-0	.000	0-0	.000	0	0	0	1.9	0	0	2	0	0	0	4.2
LSU	02/12/15		15	3-5	.600	3-5	.600	0-0	.000	0	2	2	1.9	1	2	0	0	1	9	4.4
VANDERBILT	02/15/15		18	3-4	.750	3-4	.750	0-0	.000	0	2	2	1.9	0	4	2	0	0	9	4.6
at Arkansas	02/19/15		24	2-5	.400	2-5	.400	0-0	.000	1	1	2	1.9	0	2	1	1	0	6	4.7
#6/6 TENNESSEE	02/23/15		8	0-2	.000	0-1	.000	0-0	.000	0	1	1	1.8	0	0	0	0	0	0	4.5
#11/13 MISS. STATE	02/26/15		4	0-0	.000	0-0	.000	0-0	.000	0	0	0	1.8	0	1	0	0	0	0	4.3
at #13/15 Kentucky	03/01/15		23	3-9	.333	3-9	.333	1-2	.500	0	2	2	1.8	0	1	0	1	0	10	4.5
vs Arkansas	03/06/15		23	2-4	.500	0-1	.000	0-0	.000	0	2	2	1.8	0	4	1	1	0	4	4.5
vs LSU	03/07/15		24	5-11	.455	5-10	.500	0-0	.000	1	0	1	1.8	1	4	2	0	0	15	4.9
vs #5/5 Tennessee	03/08/15		17	0-4	.000	0-3	.000	0-0	.000	1	3	4	1.8	0	3	0	0	0	0	4.7
Totals		0	489	52-131	.397	40-101	.396	2-4	.500	8	49	57	1.8	18	74	33	5	7	146	4.7

Games played: 31
 Minutes/game: 15.8
 Points/game: 4.7
 FG Pct: 39.7
 3FG Pct: 39.6
 FT Pct: 50.0

Rebounds/game: 1.8
 Assists/game: 2.4
 Turnovers/game: 1.1
 Assist/turnover ratio: 2.2
 Steals/game: 0.2
 Blocks/game: 0.2



KHADIJAH SESSIONS

5-8 • Junior • Guard • Myrtle Beach, S.C. • Myrtle Beach

#5

- Has played in every game this season, starting all but the season opener
- Has 10 games with no turnovers this season
- Leads the SEC and is 32nd in the nation with 2.2 assist-to-turnover ratio ... ranks seventh in assists (3.1) and 10th in steals (1.8)
- Has led the team in assists 11 times – NC Central, Charlotte, at Hampton, Auburn, at Alabama, at Missouri, at Ole Miss, at Arkansas, Tennessee, Mississippi State, vs. Tennessee
- Has picked up three or more steals 10 times this season
- Shot 60.0 percent (3-of-5) from 3-point range and committed just two turnovers in SEC Tournament (3 games)
- Tied career high with three 3s in SEC Tournament championship game against #5/5 Tennessee (Mar. 8), including two early in the first half to establish herself as an offensive threat and stretch the defense
- Handed out four assists against #11/13 Mississippi State (Feb. 26), her third-straight game of four or more
- Tied for team-high honors with four assists against #6/6 Tennessee (Feb. 23) without committing a turnover in 33 minutes of action
- Posted five points and three steals in first four minutes at Arkansas (Feb. 19) en route to best all-around game of the season
- Broke a 6-6 tie early against LSU (Feb. 12) with a 3-pointer and a transition layup en route to matching her season high of 12 points
- Hit a pair of 3s en route to eight second-half points at #2/2 UConn (Feb. 9) that looked to start a comeback
- Set the tone defensively against #12/10 Texas A&M (Jan. 26) with two of her career-high tying four steals coming in the opening three minutes of the game
- Tied career high with three 3s against #10/11 Kentucky (Jan. 11), including one off balance at the end of the shot clock to turn a four-point lead into seven midway through the second half
- Swiped four steals at Alabama (Jan. 8), including back-to-back possessions to spark first-half run that broke open game
- Matched career high for third time this season with four steals against Savannah State (Dec. 14)
- Swiped one of her three steals late in the comeback at #9/8 Duke and was part of the double-team that generated Olivia Gaines' steal in the last 20 seconds that set up the game-winning play
- Capped the 11-0 comeback run late against #22/22 Syracuse (Nov. 28) with a transition layup
- Tied her career high with four steals against San Diego State (Nov. 23)
- Was solid on both ends of the floor against Clemson (Nov. 20), handing out four assists with no turnovers while pulling down career-high six rebounds
- Hit a clutch 3-pointer to start a 14-0 run that erased a Southern Cal (Nov. 15) lead with seven minutes left and put the game out of reach

	Season	Career	Miscellaneous
10+ Points	4	19	
5+ Assists	4	9	
5+ Steals	0	0	
Tm-High Pts.	0	3	
Tm-High Assts.	11	22	

	Career Highs
Pts	19 vs. Auburn, 2/3/13
Rebs	6 vs. Clemson, 11/20/14
Stls	4, 8x, last at Arkansas, 2/19/15
Assts	8 vs. NC Central, 12/1/14
Min	37 at Southern Cal, 11/25/13
FG	6, 2x, last, vs. Seton Hall, 11/17/13
3FG	3, 4x, last vs. Tennessee, 3/8/15
FT	8 vs. Auburn, 2/3/13

	14-15 Season Highs
Pts	12, 3x, last vs. Tennessee, 3/8
Rebs	6 vs. Clemson, 11/20
Stls	4, 6x, last at Arkansas, 2/19
Assts	8 vs. NC Central, 12/1
Min	34 at Duke, 12/7
FG	5 vs. LSU, 2/12
3FG	3, 2x, last vs. Tennessee, 3/8
FT	4 vs. Charlotte, 12/4

	SEC Career Highs
Pts	19 vs. Auburn, 2/3/13
Rebs	5, 4x, last at Arkansas, 2/19/15
Stls	4, 5x, last at Arkansas, 2/19/15
Assts	7 at Arkansas, 2/19/15
Min	35 at Missouri, 2/28/13
FG	6 at Missouri, 2/28/13
3FG	3, 3x, last vs. Kentucky, 1/11/15
FT	8 vs. Auburn, 2/3/13

	NCAA Highs
Pts	13 vs. Oregon St., 3/25/14
Rebs	4 vs. Oregon St., 3/25/14
Stls	3 vs. Oregon St., 3/25/14
Assts	3 vs. CS Northridge, 3/23/14
Min	33, 2x, last vs. Oregon St., 3/25/14
FG	3 vs. Oregon St., 3/25/14
3FG	1 vs. Oregon St., 3/25/14
FT	6 vs. Oregon St., 3/25/14

Career NCAA Tournament Game-by-Game

Date	Opponent	GS	MIN	FG-A	3FG-A	FT-A	Reb	PF	A	TO	B	S	TP
3/23/14	CS Northridge	*	33	1-3	0-1	4-4	1	4	3	1	0	0	6
3/25/14	Oregon St.	*	33	3-9	1-1	6-8	4	3	2	1	0	3	13
3/30/14	#12/13 N. Carolina	*	24	0-8	0-2	0-0	3	2	1	1	0	0	0
3/23/13	South Dakota St.		20	0-2	0-1	5-6	1	2	2	2	1	0	5
3/25/13	Kansas		14	1-3	0-1	2-2	0	0	1	0	0	0	4
Totals		3	124	5-25	1-6	17-20	9	11	9	5	1	3	28
			24.8	.20	.167	.850	1.8	1.8					5.6

Career Stats at South Carolina

Year	GP	GS	Min	Avg	FG	FGA	Pct	3FG	FGA	Pct	FT	FTA	Pct	Off	Def	Tot	Avg	PF	FO	A	TO	Blk	Stl	Pts	Avg
2012-13	33	3	570	17.3	53	151	.351	13	54	.241	72	109	.661	22	24	46	1.4	43	0	36	49	3	21	191	5.8
2013-14	29	26	761	26.2	58	159	.365	18	59	.305	74	109	.679	9	38	47	1.6	60	0	77	45	1	28	208	7.2
2014-15	32	31	729	22.8	52	132	.394	18	58	.310	22	44	.500	21	58	79	2.5	52	0	98	45	4	59	144	4.5
Career Totals	94	60	2060	21.9	163	442	.369	49	171	.287	168	256	.656	52	120	172	1.8	155	0	211	139	8	108	543	5.8



2014-15 South Carolina Basketball
South Carolina Individual Game-by-Game (as of Mar 08, 2015)
All games



#05 SESSIONS, Khadijah

Opponent	Date	gs	min	Total		3-Pointers		Free throws		Rebounds				pf	a	t/o	blk	stl	pts	avg	
				fg-fga	pct	3fg-fga	pct	ft-fa	pct	off	def	tot	avg								
SOUTHERN CAL	11/15/14		19	2-5	.400	2-3	.667	0-0	.000	1	1	2	2.0	2	2	1	1	1	6	6.0	
CLEMSON	11/20/14	*	18	2-3	.667	1-1	1.000	2-3	.667	1	5	6	4.0	0	4	0	0	1	7	6.5	
SAN DIEGO STATE	11/23/14	*	14	2-5	.400	0-2	.000	2-3	.667	0	0	0	2.7	0	3	0	0	4	6	6.3	
vs Wisconsin	11/27/14	*	21	1-5	.200	0-1	.000	0-0	.000	0	4	4	3.0	2	2	0	0	2	2	5.3	
vs #22/22 Syracuse	11/28/14	*	22	2-8	.250	1-5	.200	0-1	.000	0	1	1	2.6	1	3	0	1	1	5	5.2	
NC CENTRAL	12/01/14	*	19	2-2	1.000	0-0	.000	0-0	.000	1	3	4	2.8	1	8	1	0	4	4	5.0	
CHARLOTTE	12/04/14	*	32	1-4	.250	0-2	.000	4-6	.667	1	1	2	2.7	3	4	2	0	2	6	5.1	
at #9/8 Duke	12/07/14	*	34	0-3	.000	0-2	.000	0-0	.000	1	1	2	2.6	1	2	2	0	3	0	4.5	
SAVANNAH STATE	12/14/14	*	16	1-5	.200	0-1	.000	2-3	.667	2	0	2	2.6	0	4	1	0	4	4	4.4	
at Hampton	12/17/14	*	24	1-3	.333	0-1	.000	0-0	.000	1	2	3	2.6	2	5	0	0	0	2	4.2	
vs Central Michigan	12/20/14	*	21	1-3	.333	0-2	.000	0-0	.000	1	1	2	2.5	1	3	4	0	2	2	4.0	
vs Liberty	12/21/14	*	18	0-3	.000	0-2	.000	0-0	.000	0	1	1	2.4	0	1	1	0	2	0	3.7	
AUBURN	01/02/15	*	23	1-2	.500	0-1	.000	1-1	1.000	0	3	3	2.5	2	4	4	0	2	3	3.6	
at LSU	01/04/15	*	13	0-1	.000	0-1	.000	0-0	.000	1	2	3	2.5	3	0	1	0	1	0	3.4	
at Alabama	01/08/15	*	18	1-3	.333	0-1	.000	0-0	.000	1	0	1	2.4	0	5	0	0	4	2	3.3	
#10/11 KENTUCKY	01/11/15	*	29	4-9	.444	3-6	.500	1-4	.250	0	5	5	2.6	1	2	4	0	1	12	3.8	
at Mizzou	01/15/15	*	24	3-7	.429	1-4	.250	0-1	.000	1	4	5	2.7	1	2	0	0	1	7	4.0	
at Florida	01/19/15	*	13	0-0	.000	0-0	.000	0-0	.000	1	2	3	2.7	3	2	1	0	0	0	3.8	
#12/10 TEXAS A&M	01/26/15	*	24	1-2	.500	0-0	.000	2-2	1.000	0	2	2	2.7	1	2	2	1	4	4	3.8	
ALABAMA	01/29/15	*	21	3-6	.500	0-2	.000	1-2	.500	1	3	4	2.8	1	4	3	0	3	7	4.0	
at Ole Miss	02/01/15	*	31	3-5	.600	0-1	.000	1-3	.333	1	1	2	2.7	2	3	1	0	2	7	4.1	
at #22/21 Georgia	02/05/15	*	22	0-1	.000	0-0	.000	1-4	.250	0	3	3	2.7	2	2	1	0	0	1	4.0	
at #2/2 Connecticut	02/09/15	*	25	3-8	.375	2-4	.500	0-0	.000	1	0	1	2.7	2	1	1	0	1	8	4.1	
LSU	02/12/15	*	27	5-6	.833	2-2	1.000	0-0	.000	0	0	0	2.5	4	2	2	0	3	12	4.5	
VANDERBILT	02/15/15	*	18	1-2	.500	1-1	1.000	0-1	.000	0	2	2	2.5	2	3	1	1	3	3	4.4	
at Arkansas	02/19/15	*	33	3-5	.600	2-3	.667	3-4	.750	2	3	5	2.6	2	7	3	0	4	11	4.7	
#6/6 TENNESSEE	02/23/15	*	33	1-6	.167	0-2	.000	0-1	.000	1	1	2	2.6	3	4	0	0	0	2	4.6	
#11/13 MISS. STATE	02/26/15	*	30	2-3	.667	0-1	.000	1-2	.500	0	2	2	2.6	1	4	2	0	2	5	4.6	
at #13/15 Kentucky	03/01/15	*	19	1-5	.200	0-2	.000	0-0	.000	1	0	1	2.5	2	1	5	0	1	2	4.5	
vs Arkansas	03/06/15	*	19	0-3	.000	0-1	.000	0-1	.000	0	3	3	2.5	3	3	0	0	0	0	4.3	
vs LSU	03/07/15	*	18	1-2	.500	0-0	.000	0-0	.000	0	1	1	2.5	1	3	2	0	1	2	4.3	
vs #5/5 Tennessee	03/08/15	*	31	4-7	.571	3-4	.750	1-2	.500	1	1	2	2.5	3	3	0	0	0	12	4.5	
Totals			31	729	52-132	.394	18-58	.310	22-44	.500	21	58	79	2.5	52	98	45	4	59	144	4.5

Games played: 32
 Minutes/game: 22.8
 Points/game: 4.5
 FG Pct: 39.4
 3FG Pct: 31.0
 FT Pct: 50.0

Rebounds/game: 2.5
 Assists/game: 3.1
 Turnovers/game: 1.4
 Assist/turnover ratio: 2.2
 Steals/game: 1.8
 Blocks/game: 0.1



ALEIGHSA WELCH

6-0 • Senior • Forward • Goose Creek, S.C. • Goose Creek

#24

Career Highlights

2015 SEC Scholar-Athlete of the Year	2015 Preseason All-America Second Team (ESPN)
Two-time All-SEC 1st Team (Coaches – 2014, 2015)	2014 All-America Honorable Mention (AP, WBCA)
Two-time All-SEC Second Team (AP – 2014, 2015)	2014 WBCA All-Region 3
2015 SEC Tournament MVP	2013-14 CoSIDA Academic All-District 4
2015 Naismith Trophy Midseason 30, Wade Watch List, Wooden Award Preseason Top 30	2014 Naismith Trophy Early Season Watch List
No. 7 Player in the Nation, espnW (2014-15)	2013 All-SEC Second Team (Coaches)
	2012 SEC All-Freshman Team

- Became program's first SEC Scholar-Athlete of the Year and voted All-SEC First-Team for second straight season – with Mitchell, the first Gamecocks to make multiple appearances on All-SEC First Team since Jocelyn Penn in 2002 and 2003
- Has started every game this season, not missing a start since Nov. 10, 2013, against Louisiana Tech (64 games)
- Stands 14th in program history with 1,404 career points
- Is third in school history with 920 total rebounds and holds the school record in career offensive rebounds with 435
- Is among SEC's top-20 rebounders (14th), offensive rebounders (9th, 2.9) and shot blockers (6th, 1.1)
- Has scored in double figures 15 times and grabbed double-digit rebounds six times
- Led team in rebounding nine times – Kentucky, at Missouri, at Georgia, at UConn, LSU, Vanderbilt, Tennessee, vs. LSU, vs. Tennessee
- Named SEC Tournament MVP after averaging 10.3 points and 7.3 rebounds at the event (3 games)
- Scored half of the Gamecocks' points in an 8-0 run to close the first half against #5/5 Tennessee (Mar. 8) in the SEC Tournament championship, turning a five-point deficit into a three-point lead at the break then added six of the first eight points of the second half ... grabbed five of her eight rebounds on the offensive end and defended Cierra Burdick to just six points
- Posted her third double-double in the last 10 games with 11 points and 10 rebounds against LSU (Mar. 7) in SEC Tournament semifinals, including defensive rebounds on three straight Lady Tiger possessions to open the 18-4 second-half run that decided the game
- Sparked 17-3 run late at #13/15 Kentucky (Mar. 1) with back-to-back buckets around a rebound, despite battling stomach flu for the second day
- Grabbed all six of her rebounds against #11/13 Mississippi State (Feb. 26) in the first half
- Scored six points during 12-5 run that built 11-point lead over #6/6 Tennessee (Feb. 23) midway through the second half as part of her double-double that included career-high-tying nine offensive rebounds
- Handed out career-high five assists against LSU (Feb. 12) while also leading team in rebounding
- Moved into career top 10 with first double-double of the season at #2/2 UConn (Feb. 9), adding six of team's first 13 points, then scoring on back-to-back possessions to cut halftime deficit to 10 points early in the second half
- Owned the glass at #22/21 Georgia (Feb. 23) with season-high 14 boards, including career-high nine offensive
- Scored three of the last six points in the first half against #12/10 Texas A&M and recorded one of her two blocks to stop a 2-on-1 break early in the second half
- Posted 10 of her 14 rebounds at Missouri (Jan. 15) in the first half as offense struggled, adding great defense and two free throws late to help seal the win

	Season	Career	Miscellaneous
Double-Double	3	22	
20+ Points	0	5	
10+ Points	15	76	
10+ Rebounds	6	28	
5+ Blocks	0	2	
5+ Assists	1	2	
Tm-High Pts.	3	28	
Tm-High Rebs.	9	48	
Tm-High Assts.	3	13	

Pts	23 vs. N. Carolina 12/18/13	Career Highs
Rebs	17 vs. C. of Charleston, 11/14/13	
Blks	5, 2x, last at Kentucky, 2/20/14	
Stls	3, 4x, last at Charlotte, 12/8/13	
Assts	5, 2x, last vs. LSU, 2/12/15	
Min	43 at Texas A&M, 1/16/14	
FG	10 at Kentucky, 2/20/14	
FT	10 at Xavier, 11/30/11	

Pts	19 vs. Tennessee, 2/23	14-15 Season Highs
Rebs	14, 3x, last vs. Tennessee, 2/23	
Blks	4 vs. Southern Cal, 11/15	
Stls	2, 2x, last vs. LSU, 3/7	
Assts	5 vs. LSU, 2/12	
Min	36, 3x, last vs. Kentucky, 1/11	
FG	9 vs. Tennessee, 2/23	
FT	3, 3x, last vs. LSU, 3/7	

Pts	21 at Kentucky, 2/20/14	SEC Career Highs
Rebs	16 at Texas A&M, 1/16/14	
Blks	5, 2x, last at Kentucky, 2/20/14	
Stls	3 vs. Florida, 3/3/13	
Assts	5 vs. LSU, 2/12/15	
Min	43 at Texas A&M, 1/16/14	
FG	10 at Kentucky, 2/20/14	
FT	8, 2x, last at Miss. St., 2/6/14	

Pts	21 vs. Oregon St., 3/25/14	NCAA Highs
Rebs	12 vs. Stanford, 3/24/12	
Blks	3, 2x, last vs. CS Northridge, 3/23/14	
Stls	2 vs. Eastern Michigan, 3/17/12	
Assts	3 vs. North Carolina, 3/30/14	
Min	36 vs. Oregon St., 3/25/14	
FG	8 vs. Oregon St., 3/25/14	
FT	5 vs. Oregon St., 3/25/14	

Career NCAA Tournament Game-by-Game

Date	Opponent	GS	MIN	FG-A	3FG-A	FTA	Reb	PF	A	TO	B	S	TP
3/23/14	CS Northridge	*	29	5-11	0-0	1-2	9	1	2	2	3	0	11
3/25/14	Oregon St.	*	36	8-11	0-0	5-8	11	1	0	1	1	0	21
3/30/14	#12/13 N. Carolina	*	31	4-7	0-0	2-4	8	4	3	1	1	1	10
3/23/13	South Dakota St.	*	21	3-4	0-0	2-2	5	0	0	0	1	0	8
3/25/13	Kansas	*	34	6-14	0-0	4-8	11	3	1	3	3	1	16
3/17/12	Eastern Michigan		10	2-3	0-0	4-5	1	1	0	0	0	2	8
3/19/12	#13/15 Purdue		24	2-4	0-0	0-3	8	1	0	1	0	1	4
3/24/12	#2/2 Stanford		22	4-8	0-0	0-0	12	1	0	0	0	0	8
Totals		5	207	34-62	0-0	18-32	65	12	6	8	9	5	86
			25.9	.548	—	.563	8.1						10.8

(CONTINUED NEXT PAGE)

Career Stats at South Carolina

Year	GP	GS	Min	Avg	FG	FGA	Pct	3FG	FGA	Pct	FT	FTA	Pct	Off	Def	Tot	Avg	PF	FO	A	TO	Blk	Stl	Pts	Avg
2011-12	33	2	694	21.0	98	167	.587	0	1	.000	56	98	.571	104	96	200	6.1	41	0	18	40	22	19	252	7.6
2012-13	33	33	981	29.7	134	224	.598	1	1	1.000	126	178	.708	131	124	255	7.7	56	0	34	53	23	26	395	12.0
2013-14	34	33	1037	30.5	175	305	.574	1	1	1.000	116	194	.598	107	153	260	7.6	61	0	67	64	47	29	467	13.7
2014-15	32	32	837	26.2	132	236	.559	0	1	.000	26	62	.419	93	112	205	6.4	53	2	61	52	36	17	290	9.1
Career Totals	132	100	3549	26.9	539	932	.578	2	4	.500	324	532	.609	435	485	920	6.9	211	2	180	209	128	91	1404	10.6

ALEIGHSA WELCH (CONTINUED)

- Grabbed nine of her 11 rebounds against #10/11 Kentucky (Jan. 11) in the second half, including five in the final 10 minutes, four of which came on the offensive end
- Posted her ninth career perfect shooting game with 12 points (6-of-6) against Auburn (Jan. 2), adding six rebounds in just 19 minutes of action
- Played most productive all-around game of season against Charlotte (Dec. 4), narrowly missing double-double by one rebound, grabbing seven of her nine boards on the offensive end, swatting away two shots and handing out three assists
- Scored nine of her 11 points against #22/22 Syracuse (Nov. 28) in the first half to keep the Orange within striking distance ... blocked a shot late in the game to hold off the Orange and become just the 10th Gamecock to record at least 100 career blocks
- Finished with 10 points against Southern Cal (Nov. 15) despite foul trouble and swatted three of her four blocked shots in the game's first four minutes



2014-15 South Carolina Basketball South Carolina Individual Game-by-Game (as of Mar 08, 2015) All games

#24 WELCH, Aleighsa

Opponent	Date	gs	min	Total		3-Pointers		Free throws		Rebounds				pf	a	t/o	blk	stl	pts	avg	
				fg-fga	pct	3fg-fga	pct	ft-fga	pct	off	def	tot	avg								
SOUTHERN CAL	11/15/14	*	27	4-5	.800	0-0	.000	2-4	.500	3	4	7	7.0	5	0	3	4	1	10	10.0	
CLEMSON	11/20/14	*	24	8-11	.727	0-0	.000	1-3	.333	2	1	3	5.0	1	3	0	1	1	17	13.5	
SAN DIEGO STATE	11/23/14	*	17	3-6	.500	0-0	.000	0-0	.000	3	0	3	4.3	0	3	0	0	0	6	11.0	
vs Wisconsin	11/27/14	*	20	2-6	.333	0-0	.000	0-0	.000	2	1	3	4.0	0	2	1	2	1	4	9.3	
vs #22/22 Syracuse	11/28/14	*	36	5-9	.556	0-0	.000	1-2	.500	2	3	5	4.2	2	3	1	1	0	11	9.6	
NC CENTRAL	12/01/14	*	24	5-7	.714	0-0	.000	1-1	1.000	1	3	4	4.2	2	2	2	1	1	11	9.8	
CHARLOTTE	12/04/14	*	22	4-7	.571	0-0	.000	2-2	1.000	7	2	9	4.9	2	3	1	2	0	10	9.9	
at #9/8 Duke	12/07/14	*	36	4-11	.364	0-0	.000	0-0	.000	2	6	8	5.3	1	1	2	2	1	8	9.6	
SAVANNAH STATE	12/14/14	*	20	5-7	.714	0-0	.000	1-4	.250	4	4	8	5.6	1	0	3	0	1	11	9.8	
at Hampton	12/17/14	*	24	1-4	.250	0-0	.000	2-4	.500	3	2	5	5.5	3	4	1	0	0	4	9.2	
vs Central Michigan	12/20/14	*	26	6-10	.600	0-1	.000	0-2	.000	2	1	3	5.3	1	2	2	0	0	12	9.5	
vs Liberty	12/21/14	*	21	6-8	.750	0-0	.000	3-4	.750	2	2	4	5.2	1	3	2	1	0	15	9.9	
AUBURN	01/02/15	*	19	6-6	1.000	0-0	.000	0-1	.000	3	3	6	5.2	0	0	2	1	0	12	10.1	
at LSU	01/04/15	*	21	3-4	.750	0-0	.000	0-2	.000	1	4	5	5.2	0	1	0	1	0	6	9.8	
at Alabama	01/08/15	*	22	5-6	.833	0-0	.000	0-0	.000	0	2	2	5.0	4	1	0	1	0	10	9.8	
#10/11 KENTUCKY	01/11/15	*	36	4-9	.444	0-0	.000	1-2	.500	4	7	11	5.4	1	2	4	3	1	9	9.8	
at Mizzou	01/15/15	*	34	3-10	.300	0-0	.000	2-4	.500	4	10	14	5.9	2	1	2	1	0	8	9.6	
at Florida	01/19/15	*	21	3-4	.750	0-0	.000	0-0	.000	0	2	2	5.7	1	4	2	1	0	6	9.4	
#12/10 TEXAS A&M	01/26/15	*	24	5-9	.556	0-0	.000	2-4	.500	1	6	7	5.7	5	0	1	2	0	12	9.6	
ALABAMA	01/29/15	*	21	4-5	.800	0-0	.000	0-1	.000	1	0	1	5.5	3	1	4	0	1	8	9.5	
at Ole Miss	02/01/15	*	32	2-4	.500	0-0	.000	2-8	.250	1	4	5	5.5	2	2	0	2	0	6	9.3	
at #22/21 Georgia	02/05/15	*	22	1-7	.143	0-0	.000	0-1	.000	9	5	14	5.9	2	2	0	3	0	2	9.0	
at #2/2 Connecticut	02/09/15	*	33	8-17	.471	0-0	.000	1-3	.333	7	4	11	6.1	1	0	3	0	1	17	9.3	
LSU	02/12/15	*	25	3-5	.600	0-0	.000	0-0	.000	2	7	9	6.2	0	5	1	1	1	6	9.2	
VANDERBILT	02/15/15	*	22	3-5	.600	0-0	.000	0-0	.000	6	3	9	6.3	1	1	4	0	2	6	9.1	
at Arkansas	02/19/15	*	28	1-4	.250	0-0	.000	0-0	.000	0	3	3	6.2	2	3	3	0	0	2	8.8	
#6/6 TENNESSEE	02/23/15	*	33	9-14	.643	0-0	.000	1-2	.500	9	5	14	6.5	0	2	2	1	1	19	9.2	
#11/13 MISS. STATE	02/26/15	*	25	2-3	.667	0-0	.000	0-2	.000	1	5	6	6.5	2	1	3	1	0	4	9.0	
at #13/15 Kentucky	03/01/15	*	23	3-3	1.000	0-0	.000	1-1	1.000	1	1	2	6.3	4	3	1	0	0	7	8.9	
vs Arkansas	03/06/15	*	35	3-6	.500	0-0	.000	0-0	.000	1	3	4	6.2	3	2	2	3	1	6	8.8	
vs LSU	03/07/15	*	30	4-9	.444	0-0	.000	3-5	.600	4	6	10	6.4	0	3	0	0	2	11	8.9	
vs #5/5 Tennessee	03/08/15	*	34	7-15	.467	0-0	.000	0-0	.000	5	3	8	6.4	1	1	0	1	1	14	9.1	
Totals			32	837	132-236	.559	0-1	.000	26-62	.419	93	112	205	6.4	53	61	52	36	17	290	9.1

Games played: 32
Minutes/game: 26.2
Points/game: 9.1
FG Pct: 55.9
3FG Pct: 0.0
FT Pct: 41.9

Rebounds/game: 6.4
Assists/game: 1.9
Turnovers/game: 1.6
Assist/turnover ratio: 1.2
Steals/game: 0.5
Blocks/game: 1.1



JATARIE WHITE

6-4 • Freshman • Forward • Charlotte, N.C. • Providence Day

#40

Career Highlights

No. 7 recruit in 2014 class (espnW) | 2014 High School All-America (WBCA, McDonald's)

- Has played in 18 games, missing nine (Dec. 4 - Jan. 8) with a foot injury and three due to illness (Jan. 26-Feb. 1)
- Has scored in double figures two times
- Played in all three SEC Tournament games
- Was outstanding in return from three-game absence due to illness with a career-high seven rebounds at #22/21 Georgia, including four to go with her four points in the first half as Gamecocks established a lead
- Made her SEC debut with three offensive rebounds in just five minutes against #10/11 Kentucky (Jan. 11)
- Netted 10 points in just 15 minutes against Wisconsin (Nov. 27)
- Scored double digits for first time her career with 11 points in 17 minutes against Clemson (Nov. 20)
- Made her collegiate debut against Southern Cal (Nov. 15), grabbing two rebounds in three minutes of action.

	Season	Career	Miscellaneous
Double-Double	0	0	
10+ Points	2	2	
5+ Assists	0	0	
5+ Steals	0	0	
Tm-High Pts.	0	0	
Tm-High Assts.	0	0	

	Career Highs
Pts	11 vs. Clemson, 11/20/14
Rebs	7 at Georgia, 2/5/15
Blks	2 at Georgia, 2/5/15
Stls	1, 5x, last vs. LSU, 3/7/15
Assts	2, 2x, vs. LSU, 2/12/15
Min	22 vs. San Diego State, 11/23/14
FG	5 vs. Clemson, 11/20/14
FT	2, 2x, last vs. Vanderbilt, 2/15/15

	SEC Highs
Pts	5 at Georgia, 2/5/15
Rebs	7 at Georgia, 2/5/15
Blks	2 at Georgia, 2/5/15
Stls	1 vs. Vanderbilt, 2/15/15
Assts	2 vs. LSU, 2/12/15
Min	21 at Georgia, 2/5/15
FG	2 at Georgia, 2/5/15
FT	2 at Vanderbilt, 2/15/15

Career Stats at South Carolina

Year	GP	GS	Min	Avg	FG	FGA	Pct	3FG	FGA	Pct	FT	FTA	Pct	Off	Def	Tot	Avg	PF	FO	A	TO	Blk	Stl	Pts	Avg
2014-15	18	0	163	9.1	18	47	.383	0	0	—	7	12	.583	14	26	40	2.2	17	0	6	13	4	5	43	2.4



2014-15 South Carolina Basketball
South Carolina Individual Game-by-Game (as of Mar 08, 2015)
All games



#40 WHITE, Jatarie

Opponent	Date	gs	min	Total		3-Pointers		Free throws		Rebounds				pf	a	t/o	blk	stl	pts	avg
				fg-fga	pct	3fg-fga	pct	ft-fa	pct	off	def	tot	avg							
SOUTHERN CAL	11/15/14		3	0-0	.000	0-0	.000	0-0	.000	0	2	2	2.0	1	1	0	0	0	0	0.0
CLEMSON	11/20/14		17	5-12	.417	0-0	.000	1-1	1.000	3	2	5	3.5	0	0	0	0	1	11	5.5
SAN DIEGO STATE	11/23/14		22	3-5	.600	0-0	.000	0-0	.000	1	5	6	4.3	1	0	0	0	1	6	5.7
vs Wisconsin	11/27/14		15	4-7	.571	0-0	.000	2-3	.667	1	2	3	4.0	2	2	0	0	1	10	6.8
vs #22/22 Syracuse	11/28/14		8	0-2	.000	0-0	.000	0-0	.000	0	0	0	3.2	1	0	0	0	0	0	5.4
NC CENTRAL	12/01/14		7	1-1	1.000	0-0	.000	0-0	.000	0	1	1	2.8	2	0	2	0	0	2	4.8
#10/11 KENTUCKY	01/11/15		5	0-1	.000	0-0	.000	0-0	.000	3	0	3	2.9	0	0	1	1	0	0	4.1
at Mizzou	01/15/15		5	0-0	.000	0-0	.000	0-0	.000	1	1	2	2.8	0	0	1	0	0	0	3.6
at Florida	01/19/15		15	1-3	.333	0-0	.000	1-4	.250	2	1	3	2.8	1	0	3	0	0	3	3.6
at #22/21 Georgia	02/05/15		21	2-4	.500	0-0	.000	1-2	.500	0	7	7	3.2	3	0	2	2	0	5	3.7
at #2/2 Connecticut	02/09/15		4	0-1	.000	0-0	.000	0-0	.000	0	0	0	2.9	0	0	1	0	0	0	3.4
LSU	02/12/15		12	0-0	.000	0-0	.000	0-0	.000	1	1	2	2.8	2	2	2	0	0	0	3.1
VANDERBILT	02/15/15		12	1-7	.143	0-0	.000	2-2	1.000	1	3	4	2.9	2	0	0	0	1	4	3.2
#11/13 MISS. STATE	02/26/15		7	0-1	.000	0-0	.000	0-0	.000	0	0	0	2.7	1	0	0	0	0	0	2.9
at #13/15 Kentucky	03/01/15		4	0-2	.000	0-0	.000	0-0	.000	0	0	0	2.5	1	0	0	0	0	0	2.7
vs Arkansas	03/06/15		2	0-0	.000	0-0	.000	0-0	.000	1	0	1	2.4	0	0	0	1	0	0	2.6
vs LSU	03/07/15		3	0-0	.000	0-0	.000	0-0	.000	0	1	1	2.4	0	1	1	0	1	0	2.4
vs #5/5 Tennessee	03/08/15		1	1-1	1.000	0-0	.000	0-0	.000	0	0	0	2.2	0	0	0	0	0	2	2.4
Totals		0	163	18-47	.383	0-0	.000	7-12	.583	14	26	40	2.2	17	6	13	4	5	43	2.4

Games played: 18
 Minutes/game: 9.1
 Points/game: 2.4
 FG Pct: 38.3
 FT Pct: 58.3

Rebounds/game: 2.2
 Assists/game: 0.3
 Turnovers/game: 0.7
 Assist/turnover ratio: 0.5
 Steals/game: 0.3
 Blocks/game: 0.2



A'JA WILSON

6-5 • Freshman • Guard/Forward • Hopkins, S.C. • Heathwood Hall

#22

Career Highlights

2015 SEC Freshman of the Year (Coaches, AP)	2014 National High School Player of the Year (WBCA, Naismith, Parade)
2015 All-SEC 1st Team (Coaches, AP)	No. 1 recruit in 2014 class (espnW)
2015 Wooden Award Finalist	2014 McDonald's All-America
2015 Naismith Semifinalist	Three-time South Carolina Player of the Year (SCISA; 2012, 2013, 2014)
2014 Subway All-Classic Team	2014 FIBA Americas U18 Championship MVP
2014 Junkanoo Jam, Lucaya Division MVP	2014 FIBA Americas U18 Championship (gold)
USBWA National Freshman of the Week (Dec. 1-7)	2013 FIBA U19 World Championship (gold)
5-Time SEC Freshman of the Week (11/24-30; 12/1-7; 12/29-1/4; 1/26-2/1; 2/9-15)	

- Named SEC Freshman of the Year and a First-Team All-SEC selection
- Has played in every game with one start (Southern Cal)
- Ranks 12th in the league in points and 10th in rebounds – only freshman among league's top 20 in both categories – coming in second in blocks (1.8)
- Has recorded five double-doubles
- Has scored in double figures 25 times with four 20-point games
- Has led the team in scoring 13 times – Clemson, vs. Wisconsin, NCCU, Charlotte, Savannah State, vs. Liberty, Auburn, at LSU, Texas A&M, Alabama, LSU, Vanderbilt, at Kentucky
- Has been team's top rebounder eight times – San Diego State, vs. Syracuse, NCCU, vs. Liberty, at LSU, at Alabama, Mississippi State, at Kentucky
- Averaged 3.0 blocks in the SEC Tournament (3 games), including four against Arkansas (Mar. 6) in quarterfinals
- Repeatedly turned away #5/5 Tennessee (Mar. 8) in the SEC Tournament championship, scoring the last four points of the first half as Gamecocks rallied for a three-point halftime lead, then scored four straight points after Lady Vols got within three midway through the second half
- Dominated at #13/15 Kentucky (Mar. 1) for fifth double-double of the season – grabbed school freshman-record 19 rebounds and posted six blocks, a Gamecocks freshman record in an SEC game
- Scored six of last eight points in first half against #11/13 Mississippi State (Feb. 26) to build 13-point halftime lead
- Hit 6-of-7 for 12 points in the first half at Arkansas (Feb. 19), including six in 13-8 run that closed the period
- Became first freshman in Gamecock history to post back-to-back 20-point games in SEC play with 20 points against Vanderbilt (Feb. 15), including seven during a 9-0 run that built a double-digit lead late in the first half
- Dominated LSU (Feb. 12) with career-high 26 points in 25 minutes, including eight points of the Gamecocks' 16-4 run that broke open the game midway through the first half
- Picked up fourth SEC Freshman of the Week award after averaging 15.3 points and 6.7 rebounds in wins over Texas A&M, Alabama and Ole Miss
- Grabbed six of her nine rebounds against #12/10 Texas A&M (Jan. 26) in the second half after helping build first-half lead with 11 of her team-high 18 points
- Posted 10 of her 16 points at Florida (Jan. 19) in the first half, including six during a 14-2 first-half run that broke open the game
- Scored half of team's points in 6-0 run to close first half at LSU (Jan. 4) and added 12 in second half to prevent any Lady Tiger comeback
- Recorded a double-double in Gamecocks' final game of the month for the second time with 17 points and 10 boards against Liberty (Dec. 21) with 11 of those points coming in the second half
- Scored six points during Gamecocks' 12-2 first-half run against Central Michigan (Dec. 20) that turned a five-point lead into a 15-point advantage
- Poured in career-high 23 points against Savannah State on best shooting night of the season (8-of-10)
- Captured SEC and USBWA National Freshman of the Week honors after leading team to three wins (Dec. 1-7)
- Capped the team's comeback from four points down in the final 42 seconds at #9/8 Duke (Dec. 7) with a game-winning putback with two seconds left ... three of her four made field goals gave team the lead at different points of the second half
- Played good defense against Charlotte (Dec. 4) with career highs in blocks and steals while leading the team with 17 points
- Grabbed five of her eight rebounds against NC Central (Dec. 1) on the offensive end and scored 16 points in just 17 minutes on the floor thanks to 8-of-9 shooting from the free throw line
- Earned SEC Freshman of the Week (Nov. 24-30) and Junkanoo Jam Lucaya Division MVP honors after averaging 13.0 points and a team-high 8.0 rebounds over the two games at the event
- Recorded first career double-double against No. 22/22 Syracuse (Nov. 28), including critical play in final two minutes after Gamecocks had taken a narrow lead, recording a blocked shot, a putback and a steal
- Came off bench against Clemson (Nov. 20) to lead team with 18 points on 6-of-8 shooting and 6-of-7 free throws

	Season	Career	Miscellaneous
Double-Double	5	5	
20+ Points	4	4	
10+ Points	25	25	
10+ Rebs	5	5	
5+ Blocks	1	1	
Tm-High Pts.	13	13	
Tm-High Rebs.	8	8	

	Opponent	Date	Career Highs
Pts	26 vs. LSU	2/12/15	
Rebs	19 at Kentucky	3/1/15	
Blks	6 at Kentucky	3/1/15	
Stls	3, 4x, last vs. C. Michigan	12/20/14	
Assts	3, 3x, last vs. Alabama	1/29/15	
Min	33 at Kentucky	3/1/15	
FG	8, 2x, last vs. Sav. St.	12/14/14	
FT	11 vs. LSU	2/12/15	

	Opponent	Date	SEC Career Highs
Pts	26 vs. LSU	2/12/15	
Rebs	19 at Kentucky	3/1/15	
Blks	6 at Kentucky	3/1/15	
Stls	2 at Ole Miss	2/1/15	
Assts	3, 2x, last vs. Alabama	1/29/15	
Min	33 at Kentucky	3/1/15	
FG	7, 5x, last at Kentucky	3/1/15	
FT	11 vs. LSU	2/12/15	

Career Stats at South Carolina

Year	GP	GS	Min	Avg	FG	FGA	Pct	3FG	FGA	Pct	FT	FTA	Pct	Off	Def	Tot	Avg	PF	FO	A	TO	Blk	Stl	Pts	Avg
2014-15	32	1	653	20.4	155	296	.524	1	3	.333	113	174	.649	71	146	217	6.8	62	1	30	56	58	31	424	13.3



2014-15 South Carolina Basketball
South Carolina Individual Game-by-Game (as of Mar 08, 2015)
All games



#22 WILSON, A'ja

Opponent	Date	gs	min	Total		3-Pointers		Free throws		Rebounds				pf	a	t/o	blk	stl	pts	avg	
				fg-fga	pct	3fg-fga	pct	ft-fa	pct	off	def	tot	avg								
SOUTHERN CAL	11/15/14	*	16	2-7	.286	0-0	.000	0-2	.000	1	4	5	5.0	0	1	3	1	1	4	4.0	
CLEMSON	11/20/14		20	6-8	.750	0-0	.000	6-7	.857	2	3	5	5.0	0	0	2	1	0	18	11.0	
SAN DIEGO STATE	11/23/14		18	5-9	.556	0-0	.000	5-6	.833	3	6	9	6.3	0	3	0	1	3	15	12.3	
vs Wisconsin	11/27/14		21	4-7	.571	0-0	.000	3-5	.600	1	5	6	6.3	2	1	1	2	3	11	12.0	
vs #22/22 Syracuse	11/28/14		26	5-13	.385	0-0	.000	5-9	.556	4	6	10	7.0	3	0	1	1	2	15	12.6	
NC CENTRAL	12/01/14		17	4-12	.333	0-0	.000	8-9	.889	5	3	8	7.2	2	1	1	0	2	16	13.2	
CHARLOTTE	12/04/14		25	8-12	.667	0-0	.000	1-3	.333	0	3	3	6.6	3	1	2	3	3	17	13.7	
at #9/8 Duke	12/07/14		26	4-8	.500	0-0	.000	2-5	.400	2	3	5	6.4	4	0	3	1	1	10	13.3	
SAVANNAH STATE	12/14/14		21	8-10	.800	0-0	.000	7-10	.700	2	4	6	6.3	2	1	1	2	1	23	14.3	
at Hampton	12/17/14		17	5-9	.556	0-0	.000	2-2	1.000	2	4	6	6.3	3	1	2	1	1	12	14.1	
vs Central Michigan	12/20/14		20	6-9	.667	0-0	.000	0-0	.000	0	5	5	6.2	2	0	1	1	3	12	13.9	
vs Liberty	12/21/14		22	6-11	.545	0-0	.000	5-10	.500	3	7	10	6.5	0	1	0	3	1	17	14.2	
AUBURN	01/02/15		27	6-17	.353	0-0	.000	0-1	.000	2	8	10	6.8	3	1	1	2	0	12	14.0	
at LSU	01/04/15		26	7-11	.636	0-0	.000	7-9	.778	3	10	13	7.2	3	2	5	3	1	21	14.5	
at Alabama	01/08/15		19	3-7	.429	0-0	.000	5-7	.714	0	5	5	7.1	1	3	4	3	1	11	14.3	
#10/11 KENTUCKY	01/11/15		28	3-13	.231	0-0	.000	2-4	.500	4	5	9	7.2	1	1	0	3	0	8	13.9	
at Mizzou	01/15/15		12	1-3	.333	0-0	.000	1-4	.250	1	3	4	7.0	2	0	1	0	0	3	13.2	
at Florida	01/19/15		21	7-11	.636	0-0	.000	2-2	1.000	2	7	9	7.1	1	0	1	1	1	16	13.4	
#12/10 TEXAS A&M	01/26/15		25	6-10	.600	0-0	.000	6-8	.750	1	8	9	7.2	4	1	4	2	1	18	13.6	
ALABAMA	01/29/15		17	7-9	.778	0-0	.000	3-8	.375	3	2	5	7.1	3	3	1	1	0	17	13.8	
at Ole Miss	02/01/15		21	4-12	.333	0-0	.000	3-4	.750	4	2	6	7.0	2	1	1	1	2	11	13.7	
at #22/21 Georgia	02/05/15		9	1-2	.500	0-0	.000	2-4	.500	2	3	5	7.0	5	0	6	2	0	4	13.2	
at #2/2 Connecticut	02/09/15		22	4-8	.500	0-0	.000	2-4	.500	3	3	6	6.9	2	2	1	0	0	10	13.1	
LSU	02/12/15		25	7-12	.583	1-1	1.000	11-15	.733	5	3	8	7.0	1	0	1	2	1	26	13.6	
VANDERBILT	02/15/15		20	5-7	.714	0-0	.000	10-11	.909	2	3	5	6.9	0	2	0	0	1	20	13.9	
at Arkansas	02/19/15		21	7-10	.700	0-1	.000	0-2	.000	2	2	4	6.8	1	1	1	3	0	14	13.9	
#6/6 TENNESSEE	02/23/15		12	3-7	.429	0-0	.000	2-2	1.000	1	0	1	6.6	1	0	0	1	1	8	13.7	
#11/13 MISS. STATE	02/26/15		13	4-11	.364	0-0	.000	5-5	1.000	3	4	7	6.6	3	1	2	2	0	13	13.6	
at #13/15 Kentucky	03/01/15		33	7-16	.438	0-1	.000	2-7	.286	5	14	19	7.0	4	1	5	6	1	16	13.7	
vs Arkansas	03/06/15		19	2-4	.500	0-0	.000	4-4	1.000	2	5	7	7.0	1	1	2	4	0	8	13.5	
vs LSU	03/07/15		21	3-4	.750	0-0	.000	1-3	.333	1	3	4	6.9	1	0	1	2	0	7	13.3	
vs #5/5 Tennessee	03/08/15		13	5-7	.714	0-0	.000	1-2	.500	0	3	3	6.8	2	0	2	3	0	11	13.3	
Totals			1	653	155-296	.524	1-3	.333	113-174	.649	71	146	217	6.8	62	30	56	58	31	424	13.3

Games played: 32
 Minutes/game: 20.4
 Points/game: 13.3
 FG Pct: 52.4
 3FG Pct: 33.3
 FT Pct: 64.9

Rebounds/game: 6.8
 Assists/game: 0.9
 Turnovers/game: 1.8
 Assist/turnover ratio: 0.5
 Steals/game: 1.0
 Blocks/game: 1.8

South Carolina's NCAA Tournament History

1982 • No. 3 in Midwest Region • Sweet 16 • Head Coach: Terry Kelly • Final record: 23-8 overall

Date	Opponent	Result	Score	Site	SC Points	SC Rebs.	Opp. Points	Opp. Rebs.
3/14	No. 6 East Carolina	W	79-54	Columbia, S.C.	30-Southers	19-Southers, Foster	14-Denkler	9-Chaney
3/18	vs. No. 2 Kentucky	L	69-73	Ruston, La.	23-Foster	19-Foster	29-Still	13-Still

1986 • No. 7 Seed in Mideast Region • First Round • Head Coach: Nancy Wilson • Final record: 19-11 overall; 9-1 Metro

Date	Opponent	Result	Score	Site	SC Points	SC Rebs.	Opp. Points	Opp. Rebs.
3/12	No. 10 Middle Tenn. St.	L	77-78 (OT)	Columbia, S.C.	24-Southers	18-Gilmore	20-Willbanks	11-Willbanks

1988 • No. 8 Seed in Midwest Region • Second Round • Head Coach: Nancy Wilson • Final record: 23-11 overall; 10-2 Metro

Date	Opponent	Result	Score	Site	SC Points	SC Rebs.	Opp. Points	Opp. Rebs.
3/16	No. 9 Alabama	W	77-63	Columbia, S.C.	21-Middleton	11-Parker	22-Vaughn	12-Heard
3/20	at No. 1 Texas	L	58-77	Austin, Texas	15-Parker	10-Hawkins	19-Wimbish	9-Conwell

1989 • No. 6 Seed in Midwest Region • First Round • Head Coach: Nancy Wilson • Final record: 23-7 overall; 10-2 Metro

Date	Opponent	Result	Score	Site	SC Points	SC Rebs.	Opp. Points	Opp. Rebs.
3/15	No. 11 Tenn. Tech	L	73-77	Columbia, S.C.	31-Hunt	12-Hunt	23-Brown	12-Clayton

1990 • No. 5 Seed in Mideast Region • Sweet 16 • Head Coach: Nancy Wilson • Final record: 24-9 overall; 13-1 Metro

Date	Opponent	Result	Score	Site	SC Points	SC Rebs.	Opp. Points	Opp. Rebs.
3/14	No. 12 Bowling Green	W	93-50	Columbia, S.C.	22-Middleton	11-Hunt	15-Thompson	7-Bonner
3/17	at No. 4 Northwestern	W	76-67	Evanston, Ill.	21-Middleton	15-Banner	19-Savage	7-Savage, Kennelly
3/22	vs. No. 1 Washington	L	61-73	Iowa City, Iowa	20-Hunt	10-Hunt	17-Deden	10-Deden

1991 • No. 7 Seed in Mideast Region • First Round • Head Coach: Nancy Wilson • Final record: 22-9 overall; 12-2 Metro

Date	Opponent	Result	Score	Site	SC Points	SC Rebs.	Opp. Points	Opp. Rebs.
3/13	at No. 10 Vanderbilt	L	64-73	Nashville, Tenn.	27-Williams	14-Williams	24-Scholtns	16-Scholtns

2002 • No. 3 Seed in East Region • Elite Eight • Head Coach: Susan Walvius • Final record: 25-7 overall; 10-4 SEC

Date	Opponent	Result	Score	Site	SC Points	SC Rebs.	Opp. Points	Opp. Rebs.
3/16	No. 14 Liberty	W	69-61	Columbia, S.C.	19-Ujhelyi	14-Penn	19-Walker	9-Foreid
3/18	No. 6 Cincinnati	W	75-56	Columbia, S.C.	21-Geter	10-Geter	13-Sharp, King	8-Wilder
3/23	vs. No. 7 Drake	W	79-65	Raleigh, N.C.	19-Penn, Gortman	8-Penn	20-Bennett	8-Anderson
3/25	vs. No. 1 Duke	L	68-77	Raleigh, N.C.	17-Gortman	9-Penn	24-Beard	7-Beard, Tillis

2003 • No. 5 Seed in East Region • Second Round • Head Coach: Susan Walvius • Final record: 23-8 overall; 9-5 SEC

Date	Opponent	Result	Score	Site	SC Points	SC Rebs.	Opp. Points	Opp. Rebs.
3/23	vs. No. 12 Chattanooga	W	68-54	University Park, Pa.	18-Ciocan	14-Ujhelyi	18-Warfield	7-Patton
3/25	at No. 4 Penn State	L	67-77	University Park, Pa.	21-Penn	9-Penn	27-Mazzante	4-Joseph, Wright

2012 • No. 5 Seed in Fresno Region • Sweet 16 • Head Coach: Dawn Staley • Final record: 25-10 overall; 10-6 SEC

Date	Opponent	Result	Score	Site	SC Points	SC Rebs.	Opp. Points	Opp. Rebs.
3/17	vs. No. 12 E. Michigan	W	80-48	W. Lafayette, Ind.	12-Grant	7-Bruner	14-Redditt	12-Watkins
3/19	at No. 4 Purdue	W	72-61	W. Lafayette, Ind.	21-Grant	8-Welch	15-Houser	13-Ostarello
3/25	vs. No. 1 Stanford	L	60-76	Fresno, Calif.	18-Sutton	12-Welch	39-N. Ogwumike	10-Ogwumike, Ogwumike

2013 • No. 4 Seed in Norfolk Region • Second Round • Head Coach: Dawn Staley • Final record: 25-8 overall; 11-5 SEC

Date	Opponent	Result	Score	Site	SC Points	SC Rebs.	Opp. Points	Opp. Rebs.
3/23	vs. No. 13 S. Dakota State	W	74-52	Boulder, Colo.	15-Bruner, Walker	11-Bruner	15-Eide	4-Boever, Dietel, Lingle
3/25	vs. No. 12 Kansas	L	69-75	Boulder, Colo.	16-Bruner, Welch	12-Bruner	27-Engelman	12-Gardner

2014 • No. 1 Seed in Stanford Region • Sweet 16 • Head Coach: Dawn Staley • Final record: 29-5 overall; 14-2 SEC

Date	Opponent	Result	Score	Site	SC Points	SC Rebs.	Opp. Points	Opp. Rebs.
3/23	vs. No. 16 CSUN	W	73-58	Seattle, Wash.	24-Mitchell	16-Coates	26-Sharpe	6-Sharpe, Fong
3/25	vs. No. 9 Oregon State	W	78-69	Seattle, Wash.	21-Welch	11-Welch, Coates	21-Weisner	9-Gibson
3/30	vs. No. 4 North Carolina	L	58-65	Palo Alto, Calif.	22-Coates	11-Coates	19-DeShields	9-Mavunga

Tournament Field: 32 teams 1982, 1984-85; 40 teams 1983, 1986-88; 48 teams 1989-93; 64 teams 1994-present
Opponents listed with regional seed, not national ranking

South Carolina's NCAA Tournament Game-by-Game NCAA Tournament Line Scores

Date	Team	Site	Result	1st	2nd	OT	Total	FG-A	Pct.	3FG-A	Pct.	FT-A	Pct.	REBOUNDS		PF	A	TO	Blk	Stl
														Off-Def-Tot						
3/14/82	South Carolina	H	W	34	45	-	79	33-57	.579	-	-	13-22	.591	50	21	20	25	8	7	
	East Carolina			14	40	-	54	21-75	.280	-	-	12-22	.545	40	23	12	17	0	11	
3/18/82	South Carolina	N	L	34	35	-	69	32-67	.478	-	-	5-9	.555	13-37-50	17	18	26	4	6	
	Kentucky			38	35	-	73	33-74	.446	-	-	7-16	.438	13-22-35	14	17	12	0	12	
3/12/86	South Carolina	H	L (OT)	35	31	11	77	32-70	.457	-	-	13-20	.650	48	18	22	16	3	9	
	Middle Tennessee State			28	38	12	78	35-79	.443	-	-	8-17	.471	48	22	20	15	4	8	
3/16/88	South Carolina	H	W	34	43	-	77	24-44	.545	1-3	.333	28-45	.622	13-31-44	17	18	22	7	10	
	Alabama			22	41	-	63	26-72	.361	2-12	.167	9-21	.429	21-22-43	31	11	19	0	14	
3/20/88	South Carolina	A	L	30	28	-	58	25-65	.385	0-4	.000	8-12	.667	21-24-45	19	7	24	2	7	
	Texas			34	43	-	77	32-68	.471	0-0	-	13-24	.542	15-21-36	15	11	13	3	13	
3/15/89	South Carolina	H	L	49	24	-	73	28-58	.483	3-9	.333	14-17	.824	12-17-29	16	21	16	4	8	
	Tennessee Tech			38	39	-	77	34-67	.504	1-3	.333	8-13	.615	16-24-40	15	15	21	1	9	
3/14/90	South Carolina	H	W	42	51	-	93	36-60	.600	4-7	.571	17-23	.739	8-35-43	16	23	20	3	13	
	Bowling Green			22	28	-	50	19-65	.292	0-7	.000	12-16	.750	11-22-33	16	12	25	0	10	
3/17/90	South Carolina	A	W	38	38	-	76	32-67	.478	5-5	1.000	7-12	.583	13-26-39	15	7	13	0	5	
	Northwestern			32	35	-	67	28-60	.467	0-2	.000	11-14	.786	9-25-34	17	15	11	0	6	
3/22/90	South Carolina	N	L	26	35	-	61	25-66	.378	1-6	.167	10-16	.625	18-16-34	13	8	21	0	10	
	Washington			29	44	-	73	32-59	.542	1-3	.333	8-10	.800	11-27-38	17	9	17	3	9	
3/13/91	South Carolina	A	L	31	33	-	64	26-64	.406	4-18	.222	8-13	.615	15-25-40	20	13	14	1	4	
	Vanderbilt			25	48	-	73	26-62	.419	3-14	.214	18-23	.783	13-29-42	12	16	10	5	6	
3/16/02	South Carolina	H	W	41	28	-	69	26-64	.406	4-16	.250	13-23	.565	19-28-47	16	22	19	3	10	
	Liberty			29	32	-	61	24-64	.375	2-11	.182	11-15	.733	16-28-44	19	10	19	3	7	
3/18/02	South Carolina	H	W	27	48	-	75	29-66	.439	4-12	.333	13-17	.765	14-30-44	13	19	12	5	9	
	Cincinnati			24	32	-	56	20-62	.323	8-19	.421	8-9	.889	13-26-39	13	9	18	2	3	
3/23/02	South Carolina	N	W	39	40	-	79	31-66	.470	7-15	.467	10-15	.667	20-17-37	14	20	12	1	16	
	Drake			23	42	-	65	24-50	.480	6-18	.333	11-14	.786	11-18-29	11	15	21	3	6	
3/25/02	South Carolina	N	L	22	46	-	68	30-68	.441	4-10	.400	4-6	.667	11-25-36	20	13	16	1	12	
	Duke			35	42	-	77	28-58	.483	3-10	.300	18-24	.750	9-26-35	9	19	14	9	7	
3/23/03	South Carolina	N	W	35	33	-	68	24-61	.393	6-28	.214	14-18	.778	18-29-47	17	15	20	3	7	
	Chattanooga			32	22	-	54	21-60	.350	4-20	.200	8-13	.615	11-20-31	15	16	17	0	12	
3/25/03	South Carolina	A	L	23	44	-	67	23-57	.404	6-18	.333	15-20	.750	13-28-41	19	15	22	3	8	
	Penn State			37	40	-	77	30-60	.500	7-18	.389	10-16	.625	7-23-30	19	21	13	2	14	
3/17/12	South Carolina	N	W	39	41	-	80	32-60	.533	5-19	.263	11-14	.786	11-27-38	18	22	17	11	11	
	Eastern Michigan			23	25	-	48	16-60	.267	0-3	.000	16-22	.727	16-20-36	12	10	17	3	6	
3/19/12	South Carolina	A	W	33	39	-	72	28-57	.491	6-16	.375	10-20	.500	10-20-30	15	11	12	2	11	
	Purdue			26	35	-	61	22-56	.393	4-10	.400	13-17	.765	16-24-40	21	16	20	5	6	
3/24/12	South Carolina	N	L	30	30	-	60	25-68	.368	4-12	.333	6-10	.600	18-20-38	19	10	11	3	7	
	Stanford			36	40	-	76	28-53	.528	1-1	1.000	19-25	.760	9-27-36	11	15	11	9	5	
3/23/13	South Carolina	N	W	44	30	-	74	25-52	.481	4-11	.364	20-26	.769	8-32-40	13	13	15	5	10	
	South Dakota State			26	26	-	52	17-52	.327	3-14	.214	15-18	.833	5-23-28	21	6	16	2	10	
3/25/13	South Carolina	N	L	41	28	-	69	27-72	.375	2-8	.250	13-22	.591	26-21-47	15	9	13	4	9	
	Kansas			42	33	-	75	29-63	.460	5-10	.500	12-18	.667	17-26-43	17	14	15	6	7	
3/23/14	South Carolina	N	W	36	37	-	73	22-50	.440	2-9	.222	27-43	.643	15-37-52	16	17	11	8	1	
	Cal St. Northridge			26	32	-	58	21-68	.309	5-15	.333	11-15	.733	13-23-36	28	8	5	4	3	
3/25/14	South Carolina	N	W	34	44	-	78	20-54	.370	4-6	.667	34-43	.791	16-29-45	18	10	9	2	6	
	Oregon State			25	44	-	69	25-65	.385	10-30	.333	9-18	.500	17-23-40	21	15	14	7	5	
3/30/14	South Carolina	N	L	21	37	-	58	23-61	.377	4-12	.333	8-10	.800	13-22-35	19	12	13	5	5	
	North Carolina			29	36	-	65	24-58	.414	4-14	.286	13-18	.722	11-24-35	15	11	12	4	7	

South Carolina NCAA Tournament Records

South Carolina	Individual	Team
Most Points	31 by Beth Hunt vs. Tennessee Tech, 3/15/89	93 vs. Bowling Green, 3/14/90
Fewest Points		58 vs. North Carolina, 3/30/14 58 at Texas, 3/20/88
Margin of Victory		43 (93-50) vs. Bowling Green, 3/14/90
Margin of Defeat		19 (58-77) at Texas, 3/20/88
Field Goals Made	13 by Brantley Southers vs. East Carolina, 3/14/82	36 vs. Bowling Green, 3/14/90
Field Goal Attempts	23 by Brantley Southers vs. Middle Tennessee State, 3/12/86	72 vs. Kansas, 3/25/13
Field Goal Percentage (Min. 10 FGA)	.800 (8-10) by Jocelyn Penn at Penn State, 3/25/03	.600 (36-60) vs. Bowling Green, 3/14/90
3-Point Field Goals Made	5 by Karen Middleton at Northwestern, 3/17/90	7 vs. Drake, 3/23/02
3-Point Field Goal Attempts	12 by Karen Middleton at Vanderbilt, 3/13/91	28 vs. Chattanooga, 3/23/03
3-Point FG Percentage (Min. 5/10 3FGA)	1.000 (5-5) by Karen Middleton at Northwestern, 3/17/90	.467 (7-15) vs. Drake, 3/23/02
Free Throws Made	13 by Tiffany Mitchell vs. CSU Northridge, 3/23/14	34 vs. Oregon State, 3/25/14
Free Throw Attempts	17 by Tiffany Mitchell vs. CSU Northridge, 3/23/14	45 vs. Alabama, 3/16/88
Free Throw Percentage (Min. 10/20 FTA)	.909 (10-11) by Tiffany Mitchell vs. Oregon State, 3/25/14	.791 (34-43) vs. Oregon State, 3/25/14
Rebounds	19 by Sheila Foster vs. Kentucky, 3/18/82 19 by Sheila Foster vs. East Carolina, 3/14/82 19 by Brantley Southers vs. East Carolina, 3/14/82	52 vs. CSU Northridge, 3/23/14
Offensive Rebounds	8 by Aleighsa Welch vs. Kansas, 3/25/13 8 by Aleighsa Welch vs. Stanford, 3/24/12	21 at Texas, 3/20/88
Assists	9 by Martha Parker vs. Tennessee Tech, 3/15/89	23 vs. Bowling Green, 3/14/90
Blocked Shots	5 by Elem Ibiam vs. Eastern Michigan, 3/17/12	11 vs. Eastern Michigan, 3/17/12
Steals	6 by Jocelyn Penn vs. Drake, 3/23/02 6 by Monica Williams vs. Alabama, 3/16/88	16 vs. Drake, 3/23/02

Opponent	Individual	Team
Most Points	29 by Valerie Still, Kentucky, 3/18/82	78 by Middle Tennessee State, 3/12/86
Fewest Points		48 by Eastern Michigan, 3/27/12
Field Goals Made	12 by Valerie Still, Kentucky, 3/18/82 12 by Wendy Scholtens, Vanderbilt, 3/13/91	35 by Middle Tennessee State, 3/12/86
Field Goal Attempts	23 by Angela Brown, Tennessee Tech, 3/15/89 23 by Valerie Still, Kentucky, 3/18/82	79 by Middle Tennessee State, 3/12/86
Field Goal Percentage (Min. 10 FGA)	.818 (9-11) Carla Bennett, Drake, 3/23/02	.542 (32-59) by Washington, 3/22/90
3-Point Field Goals Made	5 by Jamie Weisner, Oregon State, 3/25/14	10 by Oregon State, 3/25/14
3-Point Field Goal Attempts	12 by Jamie Weisner, Oregon State, 3/25/14	30 by Oregon State, 3/25/14
3-Point FG Percentage (Min. 5/10 3FGA)	.600 (3-5) by Krista Gingrich, Duke, 3/25/02	.500 (5-10) by Kansas, 3/25/13
Free Throws Made	8 by Stephanie Walker, Liberty, 3/16/02	18 by Duke, 3/25/02 18 by Vanderbilt, 3/13/91
Free Throw Attempts	10 by Valerie Still, Kentucky, 3/18/82	24 by Duke, 3/25/02 24 by Texas, 3/20/88
Free Throw Percentage (Min. 10/20 FTA)	.917 (11-12) by Nnemkadi Ogwumike, Stanford, 3/24/12	.783 (18-23) by Vanderbilt, 3/13/91
Rebounds	16 by Wendy Scholtens, Vanderbilt, 3/13/91	48 by Middle Tennessee State, 3/12/86
Assists	8 by Angel Goodrich, Kansas, 3/25/13 8 by Jess Strom, Penn State, 3/25/03	21 by Penn State, 3/25/03
Blocked Shots	4 by Camille Mahlknecht, CSU Northridge, 3/23/14 4 by Michele Matyasovsky, Duke, 3/25/02	9 by Duke, 3/25/02
Steals	5 by Tanisha Wright, Penn State, 3/25/03 5 by Alan Beard, Duke, 3/25/02 5 by Kim Webb, Middle Tennessee State, 3/12/86	14 by Penn State, 3/25/03 14 by Alabama, 3/16/88