

# SOUTH CAROLINA WOMEN'S BASKETBALL



# Be the change.

## Game Information

**Date:** Sunday, February 23, 2014, 1 p.m.  
**Site:** Columbia, S.C. / Colonial Life Arena (18,000)  
**Tickets:** \$7 adult, \$4 youth (17 and under)  
**TV:** SportSouth (Dave Baker, Stephanie Ready)  
**Radio:** 1320 AM The Fan (Brad Muller); GamecocksOnline.com  
**Live Video:** ESPN3  
**Live Stats:** GamecocksOnline.com

## South Carolina Gamecocks 24-2, 12-1 SEC

**Ranking:** 4/6 (AP/Coaches)  
**Head Coach:** Dawn Staley  
**Record at SC:** 116-68 (6th)  
**Career Rec.:** 288-148 (14th)  
**vs. Florida:** 5-8  
**Top Scorer:** Mitchell (15.3 ppg)  
**Top Rebounder:** Coates (7.8 rpg)



vs.



## Florida Gators 17-9, 7-6 SEC

**Ranking:** -/  
**Head Coach:** Amanda Butler  
**Record at UF:** 115-76 (6th)  
**Career Rec.:** 155-98 (8th)  
**vs. SC:** 6-5  
**Top Scorer:** Bonds (15.4 ppg)  
**Top Rebounder:** Lewis (8.9 rpg)

**Series History:** UF leads 20-12  
**In Columbia:** UF leads 10-5  
**In Gainesville:** UF leads 8-7  
**Neutral Site:** UF leads 2-0

## 2013-14 Schedule

Nov. 1	North Greenville (Exh.)	W, 96-35
Nov. 8	Charleston Southern	W, 99-29
Nov. 10	Louisiana Tech	W, 68-45
Nov. 14	C. of Charleston (FSSO)	W, 81-54
Nov. 17	Seton Hall	W, 88-67
Nov. 20	at Clemson	W, 68-43
Nov. 23	at San Diego State	W, 88-54
Nov. 25	at Southern Cal (Pac-12)	W, 70-50
Dec. 2	NC Central (FSSO)	W, 79-27
Dec. 8	at Charlotte	W, 76-61
<i>Carolinas Challenge</i>		
Dec. 18	vs. #14/13 North Carolina	L, 66-74
Dec. 20	Winthrop	W, 69-61
Dec. 22	SC State (FSSO)	W, 70-26
Dec. 28	Savannah State (FSSO)	W, 82-40
Jan. 2	at Arkansas*	W, 55-51
Jan. 5	Vanderbilt* (ESPNU)	W, 76-66
Jan. 9	#9/10 Kentucky*	W, 68-59
Jan. 12	at Auburn* (SPSO)	W, 72-66
Jan. 16	at #25/21 Texas A&M* (FSW) L	65-67 (ot)
Jan. 19	Alabama*	W, 77-51
Jan. 26	at #16/19 Vanderbilt* (ESPN2)	W, 61-57
Jan. 30	Mississippi*	W, 99-70
Feb. 2	Missouri*	W, 78-62
Feb. 6	at Mississippi State*	W, 71-64
Feb. 9	Arkansas* (SECTV)	W, 67-49
Feb. 16	at #19/17 LSU* (ESPN2)	W, 73-57
Feb. 20	at #15/15 Kentucky* (SPSO)	W, 81-58
Feb. 23	Florida* (SPSO)	1 p.m.
Feb. 27	Georgia*	7 p.m.
Mar. 2	at Tennessee* (ESPNU)	2:30 p.m.

\* indicates SEC game  
 All Times Listed as Eastern and are subject to change  
 Television outlet listed in parentheses – FSSO is Fox Sports South/Fox Sports Carolinas; SPSO is SportSouth; FSW is Fox Sports Southwest; SECTV is SEC over-the-air syndicated package













## South Carolina Notables

- Today, South Carolina is recognizing the many women in the community who have battled or are battling breast cancer, including assistant coach Nikki McCray. The Gamecocks will wear special pink shooting shirts and accessories during the game. Various video messages and halftime activities will also honor these amazing women.
- The Gamecocks moved into the Associated Press top five last week for the first time since Jan. 10, 1982. This week's No. 4 ranking matches the one on that date. South Carolina's highest ever rank in the AP Poll was No. 2, which it held for three weeks in December 1981.
- South Carolina leads the SEC and is fourth in the nation with a .488 field goal percentage, but just one Gamecock ranks among the SEC's top 15 in the category thanks to the balance of the South Carolina offense. The SEC and the NCAA require a minimum of five made field goals per game to qualify for the field goal percentage rankings. So, while Aleighsa Welch leads the league and ranks eighth in the nation, shooting 58.8 percent, Tiffany Mitchell's 52.3 percent, which would rank third in the SEC, is five made baskets shy of qualifying.
- Junior forward Aleighsa Welch scored her 1,000th career point in the first four minutes at Kentucky (Feb. 20), becoming the 29th Gamecock to reach the plateau. She is one of just 11 in the group to have at least 650 rebounds as well.

## Tale of the Tape

Florida				South Carolina				
Overall	SEC Rank	SEC Only	SEC Rank	Overall	SEC Rank	SEC Only	SEC Rank	
17-9		7-6		Overall Record	24-2	12-1		
12-3		5-2		Home Record	14-0	6-0		
4-5		2-4		Away Record	10-1	6-1		
1-1				Neutral Record	0-1			
76.4	3rd	71.0	3rd	Points Per Game	74.9	4th	72.5	2nd
69.7	13th	70.4	13th	Opp. Points Per Game	54.0	2nd	59.8	2nd
.445	4th	.441	4th	Field Goal %age	.488	1st	.484	1st
.409	11th	.402	6th	Opp. Field Goal %age	.343	1st	.348	1st
.313	10th	.309	9th	3-Pt. Field Goal %age	.370	5th	.409	1st
.342	14th	.327	8th	Opp. 3-Pt. Field Goal %age	.283	2nd	.331	9th
.717	4th	.768	1st	Free Throw %age	.674	9th	.713	6th
17.0		15.5		FTs Made Per Game	18.5		18.4	
37.4	12th	36.2	9th	Rebounds Per Game	41.0	T-5th	40.9	1st
-3.3	14th	-5.2	13th	Rebounding Margin	+10.4	2nd	+9.6	1st
14.0	11th	12.8	T-10th	Assists Per Game	15.4	5th	14.3	3rd
+3.8	4th	+0.8	7th	Turnover Margin	-0.9	13th	-5.8	14th
10.0	4th	8.4	T-3rd	Steals Per Game	6.5	13th	4.9	13th
2.7	12th	2.8	10th	Blocks Per Game	7.0	1st	8.2	1st

# 2013-14 South Carolina Media Roster

<b>0</b>		<p><b>India Farmer</b> 6-0 • Freshman • Forward • N. Myrtle Beach, S.C.</p> <p>PPG <b>0.5</b> RPG <b>0.3</b> APG <b>0.0</b> FG% <b>.286</b> FT% <b>—</b></p>	<p><b>LAST GAME:</b> 1 min at LSU <b>NOTABLE:</b> Has played in 12 games ... Hit a 3 against Alabama for first SEC pts ... First career points and rebounds against NC Central ... Named Toast of the Coast Player of the Year by <i>The Sun News</i>, earned all-state honors as a senior.</p>	<p><b>Career Highs</b> <b>Pts:</b> 3, 2x, last vs. Ala., 1/19/14 <b>Reb:</b> 3 vs. NC Central 12/2/13 <b>A:</b> — <b>S:</b> — <b>Min:</b> 11 vs. NC Central 12/2/13</p>
<b>2</b>		<p><b>Olivia Gaines</b> 5-7 • Junior • Guard • Chester, S.C.</p> <p>PPG <b>2.3</b> RPG <b>1.5</b> APG <b>1.1</b> FG% <b>.529</b> FT% <b>.750</b></p>	<p><b>LAST GAME:</b> 2 pts, 3 rebs at Kentucky <b>NOTABLE:</b> Great spark and rebounding off bench at UK ... Aggressive defender ... Named 2013 Junior/Community College Player of the Year by WBCA ... Helped team to 2013 NJCAA Division II national title.</p>	<p><b>Career Highs</b> <b>Pts:</b> 7 vs. Savannah St., 12/28/13 <b>Reb:</b> 5 vs. NC Central 12/2/13 <b>A:</b> 5 vs. Char. Sthrn., 11/8/13 <b>S:</b> 3 vs. Char. Sthrn., 11/8/13 <b>Min:</b> 23 vs. Alabama, 1/19/14</p>
<b>5</b>		<p><b>Khadijah Sessions</b> 5-8 • Sophomore • Guard • Myrtle Beach, S.C. <i>kub-DEE-zhub SESH-uns</i></p> <p>PPG <b>8.2</b> RPG <b>1.4</b> APG <b>3.0</b> FG% <b>.419</b> FT% <b>.734</b></p>	<p><b>LAST GAME:</b> 18 pts at Kentucky <b>NOTABLE:</b> Assist leader 6x ... has 8 10+ scoring games and 5 games of 5+ assists ... 10th in SEC in FT %age ... Last 5 gms, avg. 11.4 pts 51.9% FG ... 3-of-3 from 3 at UK ... Hit two FTs in final seconds at Vandy and MSU ... Team captain.</p>	<p><b>Career Highs</b> <b>Pts:</b> 19 vs. Auburn, 2/3/13 <b>Reb:</b> 5 at Florida, 1/20/13 <b>A:</b> 6, 2x, vs. Missouri, 2/2/14 <b>S:</b> 4, 3x, vs. Missouri, 2/2/14 <b>Min:</b> 37 at USC, 11/25/13</p>
<b>12</b>		<p><b>Wilka Montout</b> 6-3 • Senior • Forward • Cayenne, French Guiana <i>WIL-kub mawn-TOO</i></p> <p>PPG <b>1.8</b> RPG <b>1.9</b> APG <b>0.2</b> FG% <b>.357</b> FT% <b>.316</b></p>	<p><b>LAST GAME:</b> 1 reb, 1 min at Kentucky <b>NOTABLE:</b> Solid play at Vandy during foul trouble for starters ... Hit pair of 3s against Alabama ... Career-high 8 rebs vs CoFC ... Rangy forward who can stretch defenses with her shooting touch.</p>	<p><b>Career Highs</b> <b>Pts:</b> 12 vs. LA Tech, 11/12/12 <b>Reb:</b> 8 vs. CoFC, 11/14/13 <b>B:</b> 2, 2x, vs. CSU, 11/8/13 <b>S:</b> 1, 4x, vs. CSU, 11/8/13 <b>Min:</b> 24 vs. Sav. State, 11/15/12</p>
<b>15</b>		<p><b>Tiffany Davis</b> 5-7 • R-Freshman • Guard • Houston, Texas</p> <p>PPG <b>2.5</b> RPG <b>1.1</b> APG <b>1.0</b> FG% <b>.380</b> FT% <b>.611</b></p>	<p><b>LAST GAME:</b> 3 min at Kentucky <b>NOTABLE:</b> Career-high 11 pts vs. Ole Miss in just 16 min off bench ... Learning how to get team organized on both ends and spot up for open shots on offense ... Good shooter ... Fully recovered from knee surgery last fall.</p>	<p><b>Career Highs</b> <b>Pts:</b> 11 vs. Ole Miss, 1/30/14 <b>Reb:</b> 6 at Arkansas, 1/2/14 <b>A:</b> 3, 4x, vs. SC.St., 12/22/13 <b>S:</b> 5 vs. Elon, 11/9/12 <b>Min:</b> 30 at Arkansas, 1/2/14</p>
<b>21</b>		<p><b>LeAnna Morrison</b> 5-5 • R-Sophomore • Guard • Monck's Corner, S.C.</p> <p>PPG <b>0.6</b> RPG <b>0.5</b> APG <b>.182</b> FG% <b>.600</b> FT% <b>—</b></p>	<p><b>LAST GAME:</b> 1 min at Kentucky <b>NOTABLE:</b> Has played in 17 games ... Hit first career field goal against NC Central ... Ran track for two seasons at Charlotte ... Named 2011 All-Lowcountry Female Athlete of the Year by <i>The Post &amp; Courier</i>.</p>	<p><b>Career Highs</b> <b>Pts:</b> 3 vs. NC Central 12/2/13 <b>Reb:</b> 2, 2x, vs. Sav. St., 12/28/13 <b>A:</b> 1, 3x, at San Diego St., 11/23/13 <b>S:</b> 1 vs. Seton Hall, 11/17/13 <b>Min:</b> 12 vs. NC Central 12/2/13</p>
<b>23</b>		<p><b>Tina Roy</b> 5-11 • R-Sophomore • Guard • Kaplan, La.</p> <p>PPG <b>3.7</b> RPG <b>2.3</b> APG <b>1.7</b> FG% <b>.285</b> FT% <b>.579</b></p>	<p><b>LAST GAME:</b> 2 rebs, 1 asst at Kentucky <b>NOTABLE:</b> Great all-around game at Mississippi St., contributing in every way ... Key to 1st-half run vs. Kentucky, 11 points in opening 20 min ... Fully recovered from knee surgery in Aug. 2012.</p>	<p><b>Career Highs</b> <b>Pts:</b> 15 vs. Presby, 11/27/11 <b>Reb:</b> 8 at Miss. State, 2/6/14 <b>A:</b> 7 vs. Char. Sthrn., 11/8/13 <b>S:</b> 3 at Charlotte 11/27/11 <b>Min:</b> 31 vs. Vandy, 1/5/14</p>
<b>24</b>		<p><b>Aleighsa Welch</b> 6-0 • Junior • Forward • Goose Creek, S.C. <i>uh-LEE-sub Welch</i></p> <p>PPG <b>14.2</b> RPG <b>7.7</b> APG <b>2.1</b> FG% <b>.591</b> FT% <b>.618</b></p>	<p><b>LAST GAME:</b> 21 pts, 10 rebs, 5 blks at UK <b>NOTABLE:</b> Ranks 8th in nation, 1st in SEC in FG%age ... 14th in SEC in ppg, 9th in rpg, 7th in blks (1.4), 2nd in off. rebs (3.3) ... 8 dbl-dbls ... CoSIDA Acad. All-District ... Preseason All-SEC 1st Team ... Team captain.</p>	<p><b>Career Highs</b> <b>Pts:</b> 23 vs. N. Carolina, 12/18/13 <b>Reb:</b> 17 vs. CoFC, 11/14/13 <b>A:</b> 5 vs. Savannah St., 12/28/13 <b>S:</b> 3, 4x, at Charlotte, 12/8/13 <b>Min:</b> 43 at Texas A&amp;M, 1/16/14</p>
<b>25</b>		<p><b>Tiffany Mitchell</b> 5-9 • Sophomore • Guard • Charlotte, N.C.</p> <p>PPG <b>15.2</b> RPG <b>5.4</b> APG <b>3.7</b> FG% <b>.523</b> FT% <b>.790</b></p>	<p><b>LAST GAME:</b> 12 pts, 7 rebs, 5 assts at UK <b>NOTABLE:</b> Scored 10+ pts 23 times and team's top scorer 10 times ... Ranks 10th in SEC in ppg, 4th in steals (2.1), 8th in FT%age, 9th in assists ... Named to Naismith Midseason 30 and Wade Trophy and Dawn Staley Award Watch Lists.</p>	<p><b>Career Highs</b> <b>Pts:</b> 22 at USC, 11/25/13 <b>Reb:</b> 11, 5x, at Arkansas, 1/2/14 <b>A:</b> 9 at San Diego St., 11/23/13 <b>S:</b> 6 at Auburn, 1/12/14 <b>Min:</b> 39 vs. Kentucky, 1/9/14</p>
<b>31</b>		<p><b>Asia Dozier</b> 6-0 • Sophomore • Guard/Forward • Columbia, S.C. <i>Asia DOE-zhur</i></p> <p>PPG <b>6.8</b> RPG <b>2.8</b> APG <b>2.8</b> FG% <b>.368</b> FT% <b>.595</b></p>	<p><b>LAST GAME:</b> 4 pts, 4 rebs, 2 assts at UK <b>NOTABLE:</b> Scored in double figures 7 times ... Team-high assists 7 times, including 6 SEC games ... Key to 1st half lead at Vandy while three other starters out with foul trouble ... Avg. 3.5 assists in SEC play to rank 12th in league.</p>	<p><b>Career Highs</b> <b>Pts:</b> 16, 2x, last at SDSU, 11/23/13 <b>Reb:</b> 10 vs. Elon, 11/9/12 <b>A:</b> 6 vs. Ole Miss, 1/30/14 <b>S:</b> 2, 5x, at Charlotte, 12/8/13 <b>Min:</b> 40 at Arkansas, 1/2/14</p>
<b>33</b>		<p><b>Elem Ibiam</b> 6-4 • Junior • Center • Fayetteville, Ga. <i>ELL-um IB-ee-um</i></p> <p>PPG <b>9.8</b> RPG <b>6.5</b> BPG <b>2.5</b> FG% <b>.550</b> FT% <b>.718</b></p>	<p><b>LAST GAME:</b> 16 pts, 4 rebs at Kentucky <b>NOTABLE:</b> Leads SEC and is 23rd in nation in blocks ... Netted 10+ pts 15 times and blocked at least 3 shots 12 times ... 10+ pts in last 6 of last 8 games ... Holds school record with 65 blocks this season, seventh in career blks ... Team captain.</p>	<p><b>Career Highs</b> <b>Pts:</b> 19, 2x, at Charlotte, 12/8/13 <b>Reb:</b> 12 at Texas A&amp;M, 1/16/14 <b>B:</b> 7 at Mississippi State, 2/6/14 <b>S:</b> 2, 4x, vs. UNC, 12/18/13 <b>Min:</b> 34 at Texas A&amp;M, 1/16/14</p>
<b>41</b>		<p><b>Alaina Coates</b> 6-4 • Freshman • Center • Irmo, S.C. <i>uh-LAY-nuh COATS</i></p> <p>PPG <b>11.9</b> RPG <b>7.8</b> BPG <b>1.9</b> FG% <b>.629</b> FT% <b>.637</b></p>	<p><b>LAST GAME:</b> 8 pts, 6 rebs at Kentucky <b>NOTABLE:</b> Has 7 double-doubles, 5 20-pt gms ... Only fr. to rank among both SEC's top 25 ppg and 20 rpg ... In SEC, 8th in rpg, 23rd in ppg, 4th in blks ... Avg. 12.2 pts, 8.3 rebs, 2.0 blks in SEC play ... 4-time SEC Fr. of the Week.</p>	<p><b>Career Highs</b> <b>Pts:</b> 24, 2x, vs. Ole Miss, 1/30/14 <b>Reb:</b> 17 vs. Kentucky, 1/9/14 <b>B:</b> 5 at Arkansas, 1/2/14 <b>S:</b> 3 at LSU, 2/16/14 <b>Min:</b> 28 vs. Vanderbilt, 1/5/14</p>

**Starter**

**Reserve**

## Quick Facts

### The University

**Location:** Columbia, S.C.

**Founded:** 1801

**Enrollment:** 31,288

**Colors:** Garnet (PMS 202C) and Black

**Nickname:** Gamecocks

**Conference:** Southeastern

**President:** Dr. Harris Pastides

**Athletics Director:** Ray Tanner

**Facility:** Colonial Life Arena (18,000)

### Coaching Staff

**Head Coach:** Dawn Staley

**Alma Mater:** Virginia, 1992

**Overall Record:** 288-148 (14th season)

**School Record:** 116-68 (6th season)

**Assoc. Head Coach (Alma Mater):**

Lisa Boyer (Ithaca, 1972)

**Assistant Coaches (Alma Mater):**

Nikki McCray (Tennessee, 1995)

Darius Taylor (Michigan, 2000)

### Team Information

**2012-13 Record:** 25-8

Home: 13-3 Away: 7-3 Neutral: 5-2

**SEC Record (Finish):** 11-5 (T-4th)

Home: 6-2 Away: 5-3

**Letterwinners Returning/Lost:** 6/3

**Starters Returning/Lost:** 2/3

### Program History

**First Year of Women's Basketball:** 1974-75

**All-Time Record:** 696-497 (40th season)

**All-Time SEC Record:** 114-198 (23rd season)

**NCAA Appearances (Last):** 10 (2013)

**NCAA Tournament Record:** 11-10

**Last NCAA Result:** L, 69-75, Kansas, Boulder,

Colo., 3/25/13, Second Round

**WNIT Appearances (Last):** 4 (2011)

**WNIT Record:** 3-4

### Media Relations

**Women's Basketball Contact:** Diana Koval

**Office:** 803.777.7977

**Cell:** 314.369.6050

**Email:** dkoval@mailbox.sc.edu

**Press Row Phone:** 803.777.6182

**Athletics Department on the Web**

**Website:** GamecocksOnline.com

**Twitter:** @GamecocksOnline

**Facebook:** Facebook.com/GamecocksOnline

**YouTube:** YouTube.com/GamecocksOnline

**Women's Basketball on Twitter**

**Team:** @GamecockWBB

**Head Coach:** @DawnStaley

## A South Carolina Win Would...

- Be the Gamecocks' 15th home win this season, tying the Colonial Life Arena record originally set in 2006-07. The school record for home wins in a season is 16 set in 1979-80 when the Gamecocks played in Carolina Coliseum.

## By the Numbers

- 1 Player who ranks among the SEC's top 20 in scoring and rebounding and its top 15 in assists and steals – Tiffany Mitchell (10th, 15.2 ppg; 20th, 6.2 rpg; 9th, 3.7 apg; 8th, 1.8 spg)
- 2 Double-doubles needed by center Alaina Coates to tie the Gamecock freshman record for double-doubles in a season (9 by Kelsey Bone in 2008-09)
- 2 Games this season in which more than five Gamecocks scored in double figures (Ole Miss, Jan. 30; Missouri, Feb. 2), last accomplished in a game when six hit double digits against Florida A&M on Nov. 29, 2003, and never before in an SEC game
- 5 Different Gamecocks who have been the team's high scorer in a game this season – Alaina Coates, Asia Dozier, Elem Ibiam, Tiffany Mitchell and Aleighsa Welch
- 6 Gamecocks who have posted (or tied for) a team high in assists at least once this season
- 8 Different Gamecocks who have scored in double figures at least once this season
- 11 Individual 20-point games this season by the Gamecocks – five by Alaina Coates, three each by Tiffany Mitchell and Aleighsa Welch
- 11 Games this season in which sophomore guard Tiffany Mitchell has had a hand in at least one-third of the offense (points plus assists) – highlighted by helping to deliver 52.2 percent of the Gamecocks' 69 points against Winthrop (Dec. 20) – during which the Gamecocks are 10-1
- 13 Games in which South Carolina has shot at least 50.0 percent from the field this season – including two games over 60.0 percent (Charleston Southern, Ole Miss) – after reaching the mark just 12 times in the previous five seasons under Staley
- 12 Games this season in which South Carolina has scored at least 50.0 percent of its points in the paint, including four of at least 60.0 percent of scoring coming from the paint (Chas. Sthrn., 70.7%; at USC, 60.0%; UK, 61.8%; at Vandy, 75.4%)
- 14 Weeks in which the Gamecocks have ranked fifth or higher in the Associated Press poll all-time. South Carolina returned to the AP top five in the Feb. 10 poll for the first time since Jan. 10, 1982. The Gamecocks' best ever ranking was No. 2, which it held for three weeks in December 1981.
- 29 Gamecocks in the 1,000-point club after newest member Aleighsa Welch joined in the first four minutes of the win at Kentucky (Feb. 20)
- 49 Blocked shots by center Alaina Coates this season, setting a new Gamecock freshman record and tying for seventh in school history
- 66 Blocks by junior center Elem Ibiam this season, resetting the school single-season record previously held by Lakesha Tolliver (2006-07) – her 113 career blocks rank seventh (record is 177 by Tolliver)

## Florida Series Notes

The Gators lead the series 20-12 but the Gamecocks have won the last four games – their longest streak against Florida in the 34-year history of the series. In fact, with all four games coming in the last two seasons of home-and-home series, no South Carolina player has lost to Florida in her career – proof of the Gamecocks' youth this season despite their veteran play. Only one of the Gamecocks' four wins came by double digits, though, and the average

## Current Gamecock Streaks

	Total	Home	Road	Neut.
Overall	W8	W16	W4	L2
SEC	W8	W8	W4	—
Non-Conference	W3	W10	W7	L2
Ranked Teams	W3	W1	W3	L4

## Gamecocks in the Rankings

(as of 2/20)

Team	SEC	NCAA	Actual
Scoring Offense	4	50	74.9
Scoring Defense	2	4	54.0
Scoring Margin	1	7	+20.8
Field Goal Percentage	1	4	.488
Field Goal %age Def.	1	6	.343
3-Point FG %age	5	22	.370
3-Point FG %age Def.	2	39	.283
3-Point FG Made/Gm.	10	248	4.4
Free Throw Percentage	9	222	.674
Rebounding Offense	T-5	—	41.0
Rebounding Defense	1	—	30.6
Rebounding Margin	2	10	+10.4
Assists	5	64	15.4
Steals	13	245	6.5
Turnover Margin	13	214	-0.9
Turnovers	—	76	14.5
Assist-to-Turnover Ratio	2	46	1.1
Blocked Shots	1	3	7.0

Alaina Coates	SEC	NCAA	Actual
Scoring	23	—	11.9
Rebounding	8	171	7.8
Blocks	4	51	1.9

Elem Ibiam	SEC	NCAA	Actual
Rebounding	16	—	6.5
Blocks	1	23	2.5

Tiffany Mitchell	SEC	NCAA	Actual
Scoring	10	215	15.2
Assists	9	201	3.7
FT Percentage	8	173	.790
Steals	4	96	2.1
Assist-to-Turnover Ratio	9	206	1.4

Khadijah Sessions	SEC	NCAA	Actual
FT Percentage	10	—	.734

Aleighsa Welch	SEC	NCAA	Actual
Scoring	14	—	14.2
Rebounding	9	193	7.7
FG Percentage	1	8	.591
Blocks	T-7	125	1.4
Off. Rebounds	2	—	3.3

## Staley in the Hall of Fame

Head coach Dawn Staley was enshrined in the Naismith Memorial Basketball Hall of Fame this fall, becoming just the 15th female player to earn the honor based on her individual merits (not as part of a team enshrinement).

Staley's career shone in an era that spawned two professional women's basketball leagues in the United States and forever changed the dreams of the nation's top female players. On the international stage, she collected three Olympic gold medals (1996, 2000, 2004) and was twice named the USA Basketball Female Athlete of the Year (1994, 2004). In the U.S. she turned national high school player of the year honors into a career at Virginia that yielded three All-America seasons, including a 1991 campaign that ended with being named national player of the year. On the professional level, Staley was a five-time WNBA All-Star who was named to the All-Decade Team and one of the 15 most influential players in league history.

margin of victory was 7.0 points.

Junior forward Aleighsa Welch has played a key role in all of the last four wins over the Gators, including two last season during which she averaged 11.0 points and 11.0 rebounds.

Last season, then-No. 14/13 South Carolina closed out its regular-season schedule with a 67-56 win over Florida on March 3 at Colonial Life Arena. The game was tied at the half before the Gamecocks' inside game of Welch and Ashley Bruner took over, combining for 24 points and eight rebound in the final 20 minutes.

In the first meeting in the 2012-13 season, then-No. 19/18 South Carolina escaped Gainesville with a 52-44 win on Jan. 20. The Gamecocks dominated the first half and took a seven-point lead into the locker room, but the Gators battled back in the second half. South Carolina won it at the free throw line, led by then-freshman Khadijah Sessions who hit three in the final 30 seconds.

Florida's last win in the series was a 65-63 victory on Jan. 9, 2011, at Colonial Life Arena as the Gators converted a three-point play with 16 seconds remaining to win their fifth straight over the Gamecocks.

### Five-Second Count

For the first time in her tenure at South Carolina, head coach Dawn Staley's Gamecocks look different – on the court and in the box score. After seasons of building around defense, Staley finally has a group that is designed for offensive efficiency. The Gamecocks are scoring more (74.9 ppg, 50th in nation) and more efficiently (.488 FG %age – 1st in SEC, 4th in nation) than at any time in the Staley era. And, after seasons of talented guards generating their own offense, Staley's 2013-14 success is predicated on getting the ball inside – three primary post players combine to score 47.9 percent of the team's points – and on ball movement creating the best shots as 59.3 percent of made field goals have been assisted. Defense is still a staple of the program with the Gamecocks ranking second in the SEC and fourth in the nation, allowing just 54.0 points per game.

### Reading the RPI

With a 24-2 record, including a 10-1 mark on the road, the Gamecocks are eighth in the NCAA RPI released on Feb. 17. South Carolina is one of five SEC schools rated in the top 25 – LSU (5), Tennessee (6), Texas A&M (11), and Kentucky (15). The rating does not yet take into account two of those teams on the Gamecocks' schedule – at Kentucky (Feb. 20) and at Tennessee (Mar. 2). No SEC team is outside the top 150.

### Rating Against the Ranked

Under head coach Dawn Staley, the Gamecocks are 15-36 all-time against nationally ranked opponents, including a 4-2 mark this season. Staley's .294 winning percentage against the nation's elite teams is the best for a Gamecock head coach over at least three seasons since Pam Parsons went 14-18 (.438) against ranked teams during her 1978-82 tenure.

### Home Sweet Home

With comprehensive records beginning in the 1976-77 season (the third for women's basketball at South Carolina), the Gamecocks are 376-155 (.708) all-time in games played at home, including a 131-58 mark (.693) in Colonial Life Arena. In the sixth season with head coach Dawn Staley at the helm, South Carolina is 66-25 (.725) at home, including one game at Carolina Coliseum in the 2012-13 season. The Gamecocks have won 52 of their last 63 games played in Colonial Life Arena, including 16 straight.

## 2013-14 Award Watch

### **Aleghsa Welch**

SEC Freshman of the Week (Nov. 11-17)  
SEC Freshman of the Week (Dec. 30-Jan. 5)  
SEC Freshman of the Week (Jan. 6-Jan. 12)  
SEC Freshman of the Week (Jan. 27-Feb. 2)

### **Tiffany Mitchell**

Dawn Staley Award Watch List  
Wade Trophy Watch List  
Naismith Trophy Midseason 30

### **Aleghsa Welch**

Preseason All-SEC First Team  
Naismith Trophy Early Season Watch List  
CoSIDA Academic All-District 4  
SEC Player of the Week (Feb. 3-9)

## The Staley Capsule

### Coaching Experience

#### **288-148 (.661) – 14th season**

*South Carolina, head coach 2008-present*

- 116-68 (.630) – five seasons
- Two NCAA Tournament appearances, 2013, 2012 (Sweet 16)
- One Women's NIT appearance, 2011
- BCA Female Coach of the Year, 2012
- Temple University, head coach, 2000-08*
- 172-80 (.683) – eight seasons
- Six seasons of 20 or more wins
- Four Atlantic 10 Tournament titles
- Six NCAA Tournament appearances, 2002, 2004, 2005, 2006, 2007, 2008
- One Women's NIT appearance, 2001
- WBCA Region 1 Coach of the Year, 2005
- Two-time Atlantic 10 Conference Coach of the Year, 2004, 2005

*USA Basketball, Select Team court coach, Summer 2010*

*USA Basketball, Sr. Nat'l. Team asst. coach, 2006-08*

- Beijing Olympics gold medal, 2008
- FIBA Americas Championship gold medal, 2007
- FIBA World Championship bronze medal, 2006

### Playing Experience

*Houston Comets, WNBA, 2005-06*

- Two-time All Star, 2005, 2006
- WNBA Kim Perrot Sportsmanship Award, 2006

*Charlotte Sting, WNBA, 1999-2005*

- Three-time All-Star, 2001, 2002, 2003
- WNBA All-Decade Team
- WNBA Entrepreneurial Spirit Award, 1999
- WNBA Kim Perrot Sportsmanship Award, 1999

*Richmond/Philadelphia Rage, ABL, 1997-98*

- Two-time All-Star, 1997, 1998

*Various international teams, 1992-94*

*USA Basketball, 1994-2004*

- Three-time Olympic gold medalist, 1996, 2000, 2004
- Two-time USA Basketball Female Athlete of the Year, 1994, 2004
- Flag bearer for the United States in Olympic Games Opening Ceremony, 2004
- Goodwill Games Most Valuable Player, 1994
- University of Virginia, 1989-92*
- Three-time Kodak All-American, 1990, 1991, 1992
- Honda-Broderick Cup Award for Collegiate Female Athlete of the Year, 1991
- *Sports Illustrated* Player of the Year, 1991
- Two-time ACC Player of the Year, 1991, 1992
- NCAA Tournament Most Outstanding Player, 1991
- ACC Rookie of the Year, 1989
- One of three UVa players to have her jersey retired
- Dobbins Tech, 1985-88*
- *USA Today* National High School Player of the Year, 1988

### Other Notables

- Naismith Memorial Basketball Hall of Fame, Class of 2013
- Order of the Palmetto, 2013
- Women's Basketball Hall of Fame, Class of 2012
- Named to WNBA's Top 15 as one of most influential players in league history, 2011
- Philadelphia Sports Hall of Fame, Class of 2011
- Virginia Sports Hall of Fame, Class of 2008
- Two-time Wanamaker Award winner, 1997, 2005
- Henry P. Iba Citizenship Award Female recipient, 2007
- NCAA Division I "Top Players of the Past 25 Years" selection by *ESPN.com*
- Institute for International Sport "The 100 Most Influential Sports Educators in America" selection

### Education

- Bachelor of arts in rhetoric and communication studies, University of Virginia, 1992

## February Figures

In its 40th season of women's basketball, South Carolina is 189-142 (.571) all-time in the month of February, including a 21-18 record (.538) in the sixth season of the Dawn Staley era. The Gamecocks went 4-3 in February each of the last three seasons under Staley and are 5-0 so far this season.

## Life in the League

South Carolina is 114-198 (.365) all-time in its 23rd season of SEC regular-season play. The Gamecocks are 71-85 (.455) in SEC games played in Columbia with a 43-113 record (.276) on the road. Under head coach Dawn Staley, the Gamecocks have a 50-41 (.549) SEC record, which includes a 2-12 slate in her first season at the helm.

South Carolina finished the 2012-13 season tied for fourth in the SEC, marking the third time the Gamecocks finished among the top four, including a program-best tie for second place in 2001-02. The program-record 11 SEC wins in 2012-13 were enough for the second-straight fourth-place finish under head coach Dawn Staley. In fact, since joining the league for the 1991-92 season, South Carolina has finished in the top five just five times with three of those coming under Staley, who has accounted for 43.4 percent of the program's 113 SEC regular-season victories. Her 36 SEC regular-season victories in the previous four seasons are the best four-year mark for the program.

## Record Record

South Carolina's success this season ranks among the best in the program's history. With their win at No. 15/15 Kentucky (Feb. 20), the Gamecocks set the program record for SEC wins in a season (12) while also topping the previous regular-season wins record (24). The 2012-13 team previously held both records with 11 SEC wins and 23 victories prior to postseason play. The 1978-79 team also won 23 games before opening SCAIAW State Championship play en route to the NWIT title. South Carolina's record for conference victories is 13 set by the 1989-90 team that went 13-1 in the Metro Conference.

The Gamecocks are looking to improve on their best ever SEC finish, which was a tie for second in 2001-02. South Carolina has five Metro Conference regular-season titles.

## Rising to the Challenge

South Carolina has played six games against nationally ranked opponents this season, and two Gamecocks have lifted their games each time. Junior forward Aleighsa Welch leads the offense in South Carolina's 4-2 record against ranked foes, averaging 18.2 points – four more than her season average – to go with her 9.7 rebounds per contest, which is two higher than her season average. Sophomore Tiffany Mitchell is also contributing beyond her season numbers against the nation's best teams, scoring 16.5 points per game (+1.3) and grabbing 6.8 rebounds per contest (+1.4).

## Stat Stuffer

The transformation of the game of sophomore guard Tiffany Mitchell – who has both honed and diversified her skills from last season – has captured national attention as she has earned spots on the Naismith Trophy Midseason 30 and the Wade Trophy and Dawn Staley Award Watch Lists. The Charlotte, N.C., native is one of two players in the SEC to rank among the conference's top 15 in points (10th, 15.2 ppg), assists (9th, 3.7 apg) and steals (4th, 2.1 spg). Ole Miss senior Valencia McFarland is the other player showing up in the top 15 of each category. In SEC action, Mitchell is the only player to add a top-20 showing in rebounds to that trio of stats.

As ESPN's Michelle Smith noted in her rating of the "10 biggest clutch players in college women's basketball," Mitchell has also proven to deliver late in tight-game situations. She scored five points in the final 20 seconds of regulation at Texas A&M (Jan. 16) to send the game into overtime, and she netted four points in 18 seconds with the Gamecocks tied at Vanderbilt (Jan. 26) with under a minute left to play to help deliver the win. Despite missing all but 2:25 of the first half due to foul trouble and struggling to find rhythm in the second at Mississippi State, Mitchell still delivered, hitting a pair of free throws to make it an eight-point lead with 18 seconds to play. In South Carolina's eight games decided by fewer than 10 points, Mitchell averages 5.1 points in the last five minutes, shooting 61.1 percent (11-of-18) from the field, including 80.0 percent (4-of-5) from 3-point range, and 78.9 percent (15-of-19) from the free throw line.

## Join the Club

Junior forward Aleighsa Welch became the 29th member of the Gamecocks' 1,000-point club this season, crossing the threshold as part of her 21-point performance at No. 15/15 Kentucky (Feb. 20). She is just the 15th to reach the milestone prior in fewer than four seasons. Welch's 654 career rebounds puts her in even rarer company. Only 11 1,000-point scorers finished their careers with more rebounds than Welch, and just six of those hit the mark prior to their fourth season of play. That elite company Welch now keeps includes Gamecock legends Sheila Foster (1979-82), Sharon Gilmore (1983-86), Annie Lester (1997-2000), Katrina Anderson (1978-79), Denise Nanney (1975-77) and Jean Walling (1978-80). Welch is just the second Gamecock to reach her marks in the SEC era, joining Lester in that distinction.

## All-Time Records vs. SEC

Opponent	Overall	Under	SEC	SEC	H	A	N	Streak	Last
		Staley	Season	Tourn.					
Alabama	19-15	9-0	14-12	2-2	10-5	7-8	2-2	Won 9	W: 77-51, 1/19/14 (H)
Arkansas	12-17	5-3	12-15	0-2	8-5	4-10	0-2	Won 4	W: 67-49, 2/9/14 (H)
Auburn	17-21	5-3	12-15	1-1	10-7	6-12	1-2	Won 2	W: 72-66, 1/12/14 (A)
Florida	12-20	4-4	10-18	0-2	5-10	7-8	0-2	Won 4	W: 67-56, 3/3/13 (H)
Georgia	7-33	3-6	5-21	1-2	3-14	2-15	2-4	Lost 1	L: 40-42, 1/13/13 (A)
Kentucky	21-31	5-7	17-24	0-1	15-9	6-19	0-3	Won 2	W: 81-58, 2/20/14 (A)
LSU	6-22	3-5	5-22	1-0	3-10	2-12	1-0	Won 2	W: 73-57, 2/16/14 (A)
Ole Miss	17-17	7-2	13-12	2-4	10-4	5-8	2-5	Won 5	W: 99-70, 1/30/14 (H)
Miss. State	14-16	5-3	13-14	0-2	9-5	5-9	0-2	Won 5	W: 71-64, 2/6/14 (A)
Missouri	2-1	1-1	1-1	—	1-0	0-1	1-0	Won 1	W: 78-62, 2/2/14 (H)
Tennessee	2-44	1-7	1-25	0-3	1-19	1-20	0-5	Lost 2	L: 53-73, 1/3/13 (H)
Texas A&M	0-3	0-3	0-2	0-1	0-1	0-1	0-1	Lost 3	L: 65-57 (ot), 1/16/14 (A)
Vanderbilt	11-21	6-2	11-18	0-2	6-8	4-11	0-2	Won 3	W: 61-57, 1/26/14 (A)
<b>Totals</b>	<b>140-261</b>	<b>54-46</b>	<b>114-198</b>	<b>7-22</b>	<b>79-97</b>	<b>49-134</b>	<b>9-30</b>	<b>Won 7</b>	



## Around the SEC

	SEC Games			Overall		
	W	L	Pct.	W	L	Pct.
South Carolina	12	1	.923	24	2	.923
Texas A&M	11	2	.846	21	6	.778
Tennessee	10	3	.769	21	5	.807
Florida	7	6	.538	17	9	.653
Kentucky	7	6	.538	19	7	.730
LSU	7	6	.538	18	8	.692
Vanderbilt	7	6	.537	18	8	.692
Georgia	6	7	.461	18	8	.692
Alabama	5	8	.384	12	14	.461
Auburn	5	8	.384	14	12	.538
Missouri	5	8	.384	16	10	.615
Mississippi St.	4	9	.307	17	10	.629
Arkansas	4	9	.307	17	9	.653
Ole Miss	1	12	.076	10	17	.370

## Today's Action

### February 20

Tennessee at Missouri, 2 p.m. (SECTV)  
 #15/15 Kentucky at #16/13 Texas A&M, 2 p.m. (ESPN2)  
 Arkansas at #19/18 LSU, 2 p.m. (CST)  
 Ole Miss at Mississippi State, 3 p.m.  
 Georgia at Auburn, 3 p.m.  
 Alabama at #-/25 Vanderbilt, 4 p.m. (CSS)

## Recent Results

### February 20

#16/13 Texas A&M def. Ole Miss, 73-61  
 #10/10 Tennessee def. Auburn, 93-63  
 Missouri def. Florida, 81-76  
 Georgia def. #19/18 LSU, 71-67  
 Alabama def. Mississippi State, 72-64 (OT)  
 #-/25 Vanderbilt def. Arkansas, 56-50

*Rankings are listed as AP/Coaches Poll  
 All Times Eastern; TV Network in ()*

## 2013-14 Double-Doubles

### Alaina Coates (7)

11/10	Louisiana Tech	12 pts/10 rebs
11/14	College of Charleston	11 pts/14 rebs
12/28	Savannah State	17 pts/12 rebs
1/2	at Arkansas	11 pts/12 rebs
1/5	Vanderbilt	24 pts/10 rebs
1/9	Kentucky	10 pts/17 rebs
1/30	Ole Miss	24 pts/12 rebs

### Tiffany Mitchell (1)

1/2	at Arkansas	16 pts/11 rebs
-----	-------------	----------------

### Aleighsa Welch (8)

11/10	Louisiana Tech	14 pts/10 rebs
11/14	College of Charleston	12 pts/17 rebs
11/20	at Clemson	17 pts/10 rebs
1/9	Kentucky	16 pts/14 rebs
1/14	at Texas A&M	20 pts/16 rebs
1/19	Alabama	12 pts/10 rebs
2/6	at Mississippi State	18 pts/11 rebs
2/20	at Kentucky	21 pts/10 rebs

## Freshman Figures

Four-time SEC Freshman of the Week honoree Alaina Coates has put her stamp on more than just the South Carolina program, performing especially well in SEC action. Her seven double-doubles are two shy of the Gamecocks' freshman record (Kelsey Bone, 2009-10), and she is one of now just six South Carolina freshmen all-time to post at least five 20-point games, only the second to do it in the SEC era. Her 49 blocked shots this season are the new Gamecock freshman record and are tied for seventh in school history regardless of class.

The 6-foot-4 center is the league's best freshman rebounder with 7.8 per game overall and is fourth in the league, regardless of class, with 8.3 boards per conference game. Overall, Coates is the only freshman in the SEC to rank among both the top 25 scorers and top 20 rebounders (11.9 ppg, 23rd; 7.8 rpg, 8th).

Many of Coates' single-game performances this season rank among the program's best for a freshman, highlighted by becoming the first Gamecock freshman to post a perfect shooting night with 7-of-7 field goals and 9-of-9 free throws against SC State (Dec. 22) and the first to post double-doubles in her first two SEC contests (later extended to three games). Coates' 17 rebounds against No. 9/10 Kentucky (Jan. 9) are the most ever by a Gamecock freshman and tied for the most by an SEC player in a league game this season. Her five blocks at Arkansas (Jan. 2) and 15 free throw attempts at San Diego State (Nov. 23) tied the South Carolina freshman records.

## New Queen on the Block

Junior center Elem Ibiam's seven blocks at Mississippi State (Feb. 6) were not just a career high, but they also broke school records for blocks in an SEC game, blocks in a season and blocks in an SEC regular-season. She broke the overall single-season record in just 23 games, compared to previous record-holder Lakesha Tolliver who needed 33 games to get to her 60 in 2006-07, and the SEC regular-season record in four fewer games than Tolliver in the same season. Ibiam currently has 66 blocks this season, including 35 in SEC action. She is just the ninth Gamecock all-time to record 100 career blocks, currently standing at 113, which is seventh in the record book and trails Tolliver's record of 177.

## Make It, Take It

South Carolina is exhibiting its most efficient offense of the Dawn Staley era this season, leading the SEC and ranking fourth in the nation with 48.8 percent accuracy from the field. The Gamecocks have shot 50.0 percent or higher 13 times this season – the most in a season under Staley – including six SEC contests. In fact, in the previous five seasons, South Carolina hit at least 50.0 percent of its field goal attempts just 12 times combined. The Gamecocks are second in the league, shooting 48.1 percent in SEC action.

This year's top effort was 60.9 percent against Charleston Southern (Nov. 8) – a program best under Staley – followed by a 60.8 percent showing against Ole Miss (Jan. 30). The Gamecocks made at least 65.0 percent of their attempts in a half five times this season, including a remarkable 73.9 percent (17-of-23) in the second half against Seton Hall (Nov. 17).

## Post Presence

South Carolina's trio of primary post players – Alaina Coates, Elem Ibiam and Aleighsa Welch – has been a big key to the Gamecocks' offensive production so far this season. The trio has accounted for 933 of the team's 1,947 points this season – 47.9 percent – and is shooting a combined 59.0 percent from the field. Welch leads the way with 14.2 points per game (14th in SEC) on 59.1 percent shooting (leads SEC, 8th in nation). Coates shoots a team-best 62.9 percent from the field for 11.9 points per game (23rd in SEC). Ibiam adds 9.8 points per game on 55.0 percent shooting.

## Block Party!

With a pair of 6-foot-4 centers, the Gamecocks are a constant shot-blocking threat, leading the SEC and ranking third in the nation with 7.0 per game. South Carolina swatted away a school-record 14 shots against No. 9/10 Kentucky (Jan. 9) – the most by an SEC team in league play this season – with five different Gamecocks getting into the action. The team repeated the effort at Mississippi State (Feb. 6) with four players accounting for the total.

Junior Elem Ibiam's 2.5 blocks per game lead the league and are 23rd in the nation. She now holds the school record with 66 this season, including a Gamecock-record 35 in SEC action. She broke both records in fewer games played than the previous holder. Ibiam has blocked three or more shots in game 12 times this season, including her career-high seven at Mississippi State (Feb. 6), the first five of which came in the first half and pushed her over the single-season school record. She swatted away six against No. 9/10 Kentucky (Jan. 9) to tie for the fourth most in Colonial Life Arena history.

Freshman Alaina Coates is fourth in the SEC and 51st in the country with 1.9 per game with 10 games of three or more, including six SEC games. With a total of 49 this season, she is the new Gamecock freshman record holder and is currently tied for seventh in program single-season history, regardless of class. Her five at Arkansas (Jan. 2) tied the program's freshman record, which Ibiam also owns part of.

## The Gift of Glass

The Gamecocks have been a solid rebounding team throughout head coach Dawn Staley's tenure, but it was a team effort by an undersized roster in the past. This

### AP Top 25

(Week of Feb. 17)

1. Connecticut	26-0
2. Notre Dame	24-0
3. Louisville	25-2
4. <b>South Carolina</b>	<b>23-2</b>
5. Stanford	24-2
6. Baylor	22-3
7. Duke	22-3
8. Maryland	20-4
9. Penn State	20-5
10. Tennessee	20-5
11. North Carolina	20-6
12. Oklahoma State	20-4
13. West Virginia	22-3
14. NC State	22-3
15. Kentucky	19-6
16. Texas A&M	20-6
17. Nebraska	19-5
18. California	18-7
19. LSU	18-7
20. Arizona State	20-6
21. Purdue	18-7
22. St. John's	19-5
23. Michigan State	17-8
24. Gonzaga	23-4
25. Rutgers	20-5

### USA Today Top 25

(Week of Feb. 17)

1. Connecticut	26-0
2. Notre Dame	24-0
3. Louisville	25-2
4. Stanford	24-2
5. Baylor	22-3
6. <b>South Carolina</b>	<b>23-2</b>
7. Duke	22-3
8. North Carolina	20-6
9. Maryland	20-4
10. Tennessee	20-5
11. Penn State	20-5
12. Oklahoma State	20-4
13. Texas A&M	20-6
14. West Virginia	22-3
15. Kentucky	19-6
16. NC State	22-3
17. Nebraska	19-5
18. LSU	18-7
19. California	18-7
20. Gonzaga	23-4
21. Purdue	18-7
22. Dayton	18-5
23. Iowa State	17-7
24. Arizona State	20-6
25. Vanderbilt	17-8

## Miscellaneous Stats

Double-Doubles	2013-14	Career	Record
Aleighsa Welch	8	18	16-2
Alaina Coates	7	7	7-0
Tiffany Mitchell	1	3	3-0
Elem Ibiam	0	1	0-1

20+ Points	2013-14	Career	Record
Alaina Coates	5	5	5-0
Tiffany Mitchell	3	4	4-0
Aleighsa Welch	3	4	2-2

10+ Points	2013-14	Career	Record
Aleighsa Welch	23	54	46-8
Tiffany Mitchell	23	37	33-4
Alaina Coates	17	17	17-0
Elem Ibiam	15	22	19-3
Khadijah Sessions	8	14	13-1
Asia Dozier	7	9	8-1
Tina Roy	2	7	6-1
Tiffany Davis	1	1	1-0
Wilka Montout	0	2	2-0

10+ Rebounds	2013-14	Career	Record
Aleighsa Welch	8	21	19-2
Alaina Coates	7	7	7-0
Tiffany Mitchell	1	6	5-1
Elem Ibiam	1	3	1-2
Asia Dozier	0	1	1-0

5+ Assists	2013-14	Career	Record
Asia Dozier	6	7	7-0
Tiffany Mitchell	7	7	7-0
Khadijah Sessions	5	5	5-0
Tina Roy	2	2	2-0
Olivia Gaines	1	1	1-0
Aleighsa Welch	1	1	1-0

5+ Steals	2013-14	Career	Record
Tiffany Mitchell	4	5	5-0
Tiffany Davis	0	1	1-0

5+ Blocks	2013-14	Career	Record
Elem Ibiam	4	6	6-0
Aleighsa Welch	2	2	2-0
Alaina Coates	1	1	1-0

## Games Led Team In...

(Tied for team lead in each category included)

Scoring	2013-14	Career	Record
Tiffany Mitchell	10	17	16-1
Aleighsa Welch	8	23	15-8
Alaina Coates	5	5	5-0
Elem Ibiam	3	5	4-1
Asia Dozier	1	1	1-0
Khadijah Sessions	0	3	2-1
Tina Roy	0	2	2-0

Rebounding	2013-14	Career	Record
Alaina Coates	13	13	13-0
Aleighsa Welch	10	36	30-6
Elem Ibiam	5	10	10-0
Tiffany Mitchell	3	9	8-1

Assists	2013-14	Career	Record
Tiffany Mitchell	12	14	14-0
Khadijah Sessions	7	10	8-2
Asia Dozier	7	8	8-0
Aleighsa Welch	4	8	6-2
Tina Roy	2	3	3-0
Olivia Gaines	1	1	0-1

season, South Carolina is out-rebounding its opponents by 10.4 boards per game to rank second in the SEC and 10th in the nation, behind the strength of the trio of Alaina Coates, Elem Ibiam and Aleighsa Welch.

Coates leads the way and ranks eighth in the SEC with 7.8 boards per outing – a number that rises to 8.3 per conference game to rank fourth in the league. Welch comes in ninth in the league with 7.7 per game, while Ibiam rounds out the trio of season leaders at 6.5 per contest to rank 16th. Welch have posted eight games of double-digit rebounds this season, while Coates has had seven.

As a team, South Carolina has turned its 328 offensive rebounds into 351 second-chance points. Welch paces the group on the offensive glass with 3.3 per game to rank third in the league in the category. Her 321 career offensive boards rank fifth in school history, trailing former teammate Ashley Bruner's (2010-13) total of 338 in fourth.

## A Little Help from My Friends

Under the tutelage of one of the premier point guards in U.S. women's basketball history in Dawn Staley, the Gamecocks are thriving in the assist category this season unlike any other, handing out 15.4 per game to rank 64th in the nation. By comparison, in Staley's first five seasons, the team never averaged more than 11.2 per game. This season's five games of 20 or more assists by the team surpasses the total of the previous five seasons, which was three.

The increase is not simply a product of more made field goals, either. This season, South Carolina has assisted on 59.3 percent of its made field goals, compared to the previous five seasons under Staley, which saw a high of 48.5 percent in 2011-12. The percentage of assisted field goals has been over 60.0 percent in 13 of 25 games this season.

South Carolina has twice posted a Staley-era high of 25 assists this season, including Jan. 19 against Alabama on 30 made field goals – 83.3 percent. The Gamecocks also handed out 25 assists against Charleston Southern (Nov. 8) on 39 FGM.

Four Gamecocks average at least 2.0 assists per game with sophomore Tiffany Mitchell leading the way with 3.7 to rank ninth in the SEC.

## Century Mark for Staley

Head coach Dawn Staley captured her 100th victory at South Carolina on Dec. 2 against NC Central. She is the fourth of the program's seven all-time head coaches to reach the mark and the fastest to the total (164 games) of the three coaches to lead the team in the SEC era by nearly a full season.

South Carolina's third head coach, Pam Parsons, was the first and the fastest to reach 100 victories, hitting the plateau in her 143rd game at the helm just six games into her fifth season (1981-82). Nancy Wilson was next up,

## Scoring Differentials

<b>Largest lead in a win</b> .....	by 70 (99-29), 2nd-0:49 vs. Charleston Southern, 11/8/13
<b>Largest deficit overcome to win</b> .....	by 12 (13-25), 1st-8:31 at Auburn, 1/12/14
<b>Largest lead given up in a loss</b> .....	by 5 (9-4), 1st-13:23 at Texas A&M, 1/16/14
<b>Largest deficit in a loss</b> .....	by 19 (15-34), 1st-0:29 at Texas A&M, 1/16/14

## Team Specialty Stats

South Carolina/Opponent

	Pts. in Paint	Pts. Off TOs	2nd Chance Pts	Fast Break Pts
11/8 CSU	70/6	40/5	23/6	32/4
11/10 LA Tech	38/18	13/12	19/8	20/8
11/14 CofC	28/18	8/9	23/10	6/5
11/17 SHU	34/30	11/8	9/10	20/6
11/20 at Clemson	40/10	13/10	21/4	12/2
11/23 at SDSU	30/26	33/11	14/1	12/2
11/25 at USC	42/28	20/19	13/6	8/10
12/2 NCCU	40/6	19/3	8/10	22/2
12/8 at Char.	44/30	19/2	14/4	6/5
12/18 vs. UNC	36/44	30/16	13/18	0/2
12/20 Winthrop	28/24	16/25	10/9	4/15
12/22 SC St.	34/12	23/13	18/4	12/8
12/28 Sav. St.	34/18	28/8	9/8	15/4
1/2 at Ark.	30/18	10/27	10/14	4/4
1/5 Vandy	42/30	16/16	8/15	16/8
1/9 Ky.	42/42	10/14	20/11	15/10
1/12 at Auburn	30/28	19/27	11/10	6/6
1/16 at TAMU	24/38	10/23	12/11	7/12
1/19 Alabama	30/20	17/14	8/9	6/4
1/26 at Vandy	46/32	16/20	10/11	6/2
1/30 Ole Miss	50/34	17/13	19/16	12/10
2/2 Mizzou	36/16	29/19	17/10	6/0
2/6 at Miss. St.	32/16	6/12	14/11	6/0
2/9 Arkansas	30/14	11/11	8/6	6/8
2/16 at LSU	32/24	16/12	8/8	2/0
2/20 at Ky.	38/26	13/6	12/4	0/0
2/23 Florida				
2/28 Georgia				
3/2 at Tenn.				

## Starters vs. Bench Points

	SC Starters	Opp. Starters	SC Bench	Opp. Bench
11/8 CSU	58	19	41	10
11/10 LA Tech	47	29	21	16
11/14 CofC	53	26	28	28
11/17 SHU	71	52	17	15
11/20 at Clemson	55	30	13	13
11/23 at SDSU	58	35	30	16
11/25 at USC	51	37	19	13
12/2 NCCU	57	16	32	11
12/8 at Char.	59	40	17	21
12/18 vs. UNC	62	63	4	11
12/20 Winthrop	60	51	7	10
12/22 SC St.	32	14	38	12
12/28 Sav. St.	55	10	27	30
1/2 at Ark.	43	42	12	9
1/5 Vandy	57	47	29	29
1/9 Ky.	42	42	26	17
1/12 at Auburn	41	50	31	16
1/16 at TAMU	40	67	15	0
1/19 Alabama	49	38	28	13
1/26 at Vandy	49	37	12	20
1/30 Ole Miss	55	55	44	15
2/2 Mizzou	65	47	13	15
2/6 at Miss. St.	54	36	17	28
2/9 Arkansas	44	38	23	11
2/16 at LSU	49	45	24	12
2/20 at Ky.	71	28	10	30
2/23 Florida				
2/28 Georgia				
3/2 at Tenn.				

winning her 100th game in her 150th outing late in the 1988-89 season, en route to her school-record 231 Gamecock victories. Susan Walvius was the first head coach to have her entire South Carolina career in the SEC, hitting 100 wins in her 179th game on the sideline five games into her seventh season.

## Home Grown, Nationally Known

Since her arrival for the 2008-09 season, South Carolina head coach Dawn Staley has been working to protect her new home state's best prospects while fielding a team that competes at a national level. Her efforts are paying dividends as this season's roster features seven Gamecocks who played high school basketball in the state of South Carolina, the highest percentage of the roster to be from the state since the 1990-91 squad featured eight South Carolinians on the 11-player roster. Beginning with Aleighsa Welch, the first South Carolina player to sign a National Letter of Intent for Staley, the Palmetto State has sent its players of the year to Columbia as Welch (2011), Asia Dozier (2012) and Alaina Coates (2013) have each earned the title during their high school careers.

## 20/20 Vision

The Gamecocks won their first eight games this season by at least 20 points for the first time in the Dawn Staley era, a streak ended with a 15-point victory at Charlotte (Dec. 8), and has since added four more to the list. South Carolina opened the 2012-13 campaign with four straight 20-point wins en route to nine games with that minimum margin. The Gamecocks posted a total eight 20-point wins in 2011-12 after just two in 2010-11, one in 2009-10 and two in Staley's first season 2008-09.

## Finding the Right Octave

South Carolina has scored at least 80 points in seven games so far this season after reaching the mark just four times in the first five seasons of the Dawn Staley era combined. Five of this season's games are the first of the group to be played in Colonial Life Arena.

Under Staley, the Gamecocks are 10-1 in games in which they score 80 points with the lone loss coming in a double-overtime affair (94-92) at Clemson on Nov. 19, 2009. That was the only previous season in which the Gamecocks hit the 80-point plateau multiple times, adding an 80-68 victory at Alabama on Jan. 10, 2010.

## Be the Change

South Carolina head coach Dawn Staley has provided an extra challenge for her program with the "Be the Change" theme for this season. Reflecting on her career as she prepared for enshrinement into the Naismith Memorial Basketball Hall of Fame and traveling in Africa this summer, she discovered she wanted her team to embrace the importance of focusing on others. In Africa especially, she noted the significant impact even small acts can have on the world around her.

To that end, Staley has challenged her program and everyone who supports it to commit 50,000 random acts of kindness this season. The program has set up Twitter (@SC\_WBB\_RAoK) and Facebook (SC Women's Basketball Random Acts of Kindness) accounts to help keep track of everyone's contributions. Fans are encouraged to submit their acts to those accounts.

## Intro Video Vibe

South Carolina's intro video features voices familiar to the Gamecock faithful as redshirt sophomore Tina Roy and sophomore Khadijah Sessions collaborated for the second-straight year on the song that sets up the Gamecocks' starting lineup. It is the third season that Roy has written a song that reflects the team, the program and its goals. After the first year's song was more just for the team, South Carolina head coach Dawn Staley encouraged Roy to create one to share center stage at home games in 2012-13, which she did with support and "beats" from her first-year teammate Sessions. It was such a hit with fans and spark for the team that the duo did it again this season.

## Drive for 5

The Gamecocks launched their "Drive for 5" women's basketball ticket campaign this season. Inspired by head coach Dawn Staley's jersey number during her Naismith Hall of Fame playing career, the campaign looks to bring at least 5,000 fans to every Gamecock women's basketball game. The Gamecocks were well on their way early in the season, surpassing 4,000 season tickets issued for the season for the first time in the Staley era.

The Gamecocks are currently averaging 5,638 fans per home game this season, a number that ranks third in the SEC and 12th in the nation.

## Future Faces of the Gamecocks

South Carolina head coach Dawn Staley is the process of reeling in what would be one of the most significant recruiting classes in program history. The class currently includes four future Gamecocks, including the No. 7, No. 32 and No. 44 rated players, according to ESPN. The group gives South Carolina the fourth-best signing class in the nation, according to ESPN, trailing just UCLA (five signees), Duke (4) and Connecticut (4).

**Bianca Cuevas** (5-6/Guard/Bronx, N.Y./Nazareth Regional) – Rated as eighth-best point guard and No. 44 player overall in Class of 2014 by ESPN ... Named McDonald's All-America ... Helped high school team to consecutive state titles ... Earned all-state honors three times ... Averaged 17.1 points, 2.0 assists and 3.8 steals as a junior.

**Doniyah Cliney** (6-0/Guard/Newark, N.J./Malcolm X Shabazz) – Rated as high as No. 13 guard in Class of 2014 by ProspectNation.com ... Helped high school team to 33-1 record and the Group 2 State Championship as a junior ... Averaged 10.3 points and 1.3 assists last season ... Named honorable mention all-state ... Solid defender.

**Kaydra Duckett** (5-10/Guard/Columbia, S.C./Dreher) – Ranked No. 32 overall and No. 6 guard in Class of 2014 by ESPN ... Earned five-star status from ESPN ... Named all-state the last two seasons ... Named MVP at 2012 state tournament (sophomore) after guiding team to 3A state title ... Averaged 17.5 points, 2.3 assists and 3.4 steals as a junior.

**Jatarie White** (6-4/Post/Charlotte, N.C./Providence Day) – Ranked No. 7 overall and No. 1 post in Class of 2014 by ESPN ... Earned five-star status from ESPN and was named McDonald's All-America ... Tabbed preseason All-America by The Sporting News this season ... Named Gatorade North Carolina Player of the Year in 2013 and is a three-time all-state selection ... Part of the last three of Providence Day's four straight state championships ... Averaged 19 points, 11 rebounds, three blocks and two steals as a junior ... Helped USA Basketball bring home the gold medal at the 2011 FIBA Americas U16 Championships, averaging 9.8 points and 6.8 rebounds at the event ... Is a former high school teammate of current Gamecock Tiffany Mitchell.



## South Carolina's Record When...

	SEC Only	All
Record.....	12-1	24-2
Playing a ranked opponent.....	4-1	4-2
Playing at home .....	6-0	14-0
Playing on the road .....	6-1	10-1
Playing at neutral site .....	0-0	0-1
Leading at half .....	11-0	23-0
Trailing at half .....	0-1	0-2
Tied at half .....	1-0	1-0
Playing an overtime game .....	0-1	0-1
0 players score in double figures .....	0-0	0-0
1 player scores in double figures .....	0-0	1-0
2 players score in double figures .....	0-1	0-1
3 players score in double figures .....	7-0	9-1
4 players score in double figures .....	3-0	9-0
5 players score in double figures .....	0-0	3-0
More than 5 players in double figures.....	2-0	2-0
Starters out-score opponent's starters .....	9-0	21-0
Opponent's starters score equal/more .....	3-1	3-2
Bench out-scores opponent's bench .....	7-1	14-1
Opponent's bench scores equal/more.....	5-0	10-1
Shooting 50% or better .....	6-0	13-0
Shooting between 40-49% .....	6-1	10-2
Shooting between 30-39% .....	0-0	1-0
Shooting less than 30% .....	0-0	0-0
Opponent shoots 50% or better.....	0-0	0-0
Opponent shoots between 40-49% .....	0-1	3-2
Opponent shoots between 30-39% .....	9-0	13-0
Opponent shoots less than 30% .....	2-0	7-0
Shooting better than opponent.....	12-1	24-1
Shooting worse than/equal to opponent .....	0-0	0-1
Having more FTs made than opponent .....	10-0	21-1
Having equal/less FTs made than opponent .....	2-1	3-1
Out-rebounding opponent.....	11-1	22-1
Having equal/less rebounds than opponent .....	1-0	2-1
Having more TOs than opponent .....	11-1	13-1
Having equal or less TOs than opponent.....	1-0	11-1
Attempting more FT than 3FG.....	11-1	22-2
Attempting equal/less FT than 3FG .....	1-0	2-0
Making 5 or more 3FGs.....	6-1	13-1
Making less than 5 3FGs.....	6-0	12-1
Making no 3 FGs.....	1-0	1-0
Attempting 15 or more 3FGs .....	0-0	6-0
Attempting less than 15 3FGs .....	12-1	18-2

	SEC Only	All
No South Carolina players foul out .....	10-1	20-2
One or more SC players foul out.....	2-0	4-0
Having 10 or more assists.....	12-0	24-0
Having less than 10 assists .....	0-1	0-2
Scoring more pts. in paint than opponent .....	11-0	23-0
Scoring equal/less pts. in paint than opp. ....	1-1	1-2
Scoring more pts. off TOs than opponent .....	5-0	15-1
Scoring equal/less pts. off TOs than opp. ....	7-1	9-1
Scoring more 2nd-chance pts. ....	7-1	17-1
Scoring equal/less 2nd-chance pts.....	5-0	7-1
Scoring more fast break pts.....	8-0	18-0
Scoring equal/less fast break pts.....	4-1	6-2
Wearing white uniforms .....	7-0	15-0
Wearing black uniforms .....	5-1	9-1
Wearing garnet uniforms.....	0-0	0-1
Playing in tournaments/classics .....	0-0	0-1
Playing on live television .....	6-1	12-1
Playing in November.....	0-0	7-0
Playing in December .....	0-0	5-1
Playing in January .....	7-1	7-1
Playing in February .....	5-0	5-0
Playing in March.....	0-0	0-0
Playing during the day.....	7-0	14-0
Playing at night .....	5-1	10-2
Playing on Sunday.....	7-0	11-0
Playing on Monday.....	0-0	2-0
Playing on Tuesday.....	0-0	0-0
Playing on Wednesday.....	0-0	1-1
Playing on Thursday.....	5-1	6-1
Playing on Friday .....	0-0	2-0
Playing on Saturday.....	0-0	2-0
Margin is 5 pts. or less.....	2-1	2-1
Margin is between 6-10.....	4-0	5-1
Margin is between 11-20.....	3-0	5-0
Margin is more than 20.....	3-0	12-0
Having a 20-pt. scorer .....	4-1	9-2
Having a 30-pt. scorer .....	0-0	0-0
Scoring 49 points or less.....	0-0	0-0
Scoring 50-59 points.....	1-0	1-0
Scoring 60-69 points.....	3-1	6-2
Scoring 70-79 points.....	6-0	10-0
Scoring 80-89 points.....	1-0	5-0
Scoring 90-99 points.....	1-0	2-0

## 2013-14 Team High / Low

South Carolina Highs	South Carolina Lows	Category	Opponent Lows	Opponent Highs
99 vs. Ole Miss, 1/30	55 at Arkansas, 1/2	<b>Points in Game</b>	25, NC Central, 12/2	74, vs. North Carolina, 12/18
99 vs. Charleston Southern, 11/8				
55 (2nd) vs. Ole Miss, 1/30	17 (1st) at Texas A&M, 1/16	<b>Points in Half</b>	12 (1st), SC State, 12/22 12 (2nd), NC Central, 12/2	45 (2nd) vs. Ole Miss, 1/30
39 vs. Charleston Southern, 11/8	21 vs. Arkansas, 2/9 21 at Arkansas, 1/2	<b>Field Goals Made</b>	8, NC Central, 12/2	28, vs. North Carolina, 12/18
66 vs. C. of Charleston, 11/14	41 at Auburn, 1/12	<b>Field Goal Attempts</b>	48, at San Diego St., 11/23 48, at Clemson, 11/20	73, Kentucky, 1/9
.609 (39-64) vs. Chas. Sthrn., 11/8	.379 (25-66) vs. CofC, 11/14	<b>FG Percentage</b>	.160 (8-50), NC Central, 12/2	.459 (28-61), vs. UNC, 12/18
9 at San Diego St., 11/23	0 at Vanderbilt, 1/26	<b>3-Point FG Made</b>	1, at Vanderbilt, 1/26 1, Kentucky, 1/9 1, NC Central, 12/2 1, at Southern Cal, 11/25 1, at San Diego St., 11/23	9, Missouri, 2/2
9 vs. C. of Charleston, 11/14				
28 vs. C. of Charleston, 11/14	2 at Vanderbilt, 1/26	<b>3-Point FG Attempts</b>	4, at Texas A&M, 1/16	23, Charleston Southern, 11/8
.667 (4-6) vs. Savannah St., 12/28	.000 (0-2) at Vanderbilt, 1/26	<b>3-Point FG Percentage</b>	.071 (1-14), NC Central, 12/2	.571 (4-7), LA Tech, 11/10
32 vs. Ole Miss, 1/30	7 at Vanderbilt, 1/26	<b>Free Throws Made</b>	0, SC State, 12/22	21, Ole Miss, 1/30
48 vs. Savannah State, 12/28	9 at Vanderbilt, 1/26	<b>Free Throw Attempts</b>	2, SC State, 12/22	31, Ole Miss, 1/30
.909 (10-11) vs. Alabama, 1/19	.364 (8-22) vs. LA Tech, 11/10	<b>FT Percentage</b>	.000 (0-2), SC State, 12/22	.933 (14-15), Vanderbilt, 1/5
62 vs. C. of Charleston, 11/14	27 at Auburn, 1/12	<b>Rebounds</b>	19, at Kentucky, 2/20	43, Kentucky, 1/9 43, vs. North Carolina, 12/18
25 vs. Alabama, 1/19	6 vs. North Carolina, 12/18	<b>Assists</b>	4, Seton Hall, 11/17	16, Missouri, 2/2
25 vs. Charleston Southern, 11/8				
17 vs. Charleston Southern, 11/8	2 at Mississippi State, 2/6 2 vs. Alabama, 1/19	<b>Steals</b>	3, Missouri, 2/2 3, Ole Miss, 1/30 3, NC Central, 12/2	13, Arkansas, 2/9
14 at Mississippi State, 2/6	3 at Auburn, 1/12	<b>Blocked Shots</b>	0, at Kentucky, 2/20 0, at Vanderbilt, 1/26 0, at Charlotte, 12/8	6, at Auburn, 1/12 6, at Arkansas, 1/2
14 vs. Kentucky, 1/9	3 at Southern Cal, 11/25			
24 at Vanderbilt, 1/26	7 vs. NC Central, 12/2	<b>Turnovers</b>	5, at Mississippi State, 2/6	25, at San Diego St., 11/23 25, Charleston Southern, 11/8
24 at Vanderbilt, 1/26	1 vs. SC State, 12/22	<b>Fouls</b>	13, NC Central, 12/2	33, Missouri, 2/2

## 2013-14 Individual Superlatives

Category	South Carolina	Opponent
<b>Points in Game</b>	24 by Alaina Coates vs. Ole Miss, 1/30 24 by Alaina Coates vs. Vanderbilt, 1/5	24 by Valencia McFarland, Ole Miss, 1/30 24 by Tabatha Richardson-Smith, Seton Hall, 11/17
<b>Points in Half</b>	18 (2nd) by Aleighsa Welch at Charlotte, 12/8	15 (2nd) by Erica Williams, Winthrop, 12/20 15 (1st) by Tabatha Richardson-Smith, Seton Hall, 11/17
<b>Field Goals Made</b>	11 by Alaina Coates vs. Vanderbilt, 1/5	9 by Christina Foggie, at Vanderbilt, 1/26 9 by Stephanie Mavunga, vs. North Carolina, 12/18
<b>Field Goal Attempts</b>	19 by Aleighsa Welch at Texas A&M, 1/16	22 by Ka-Deidre Simmons, Seton Hall, 11/17
<b>FG Percentage</b>	1.000 (7-7) by Alaina Coates vs. SC State, 12/22 1.000 (7-7) by Elem Ibiam vs. Charleston Southern, 11/8	.833 (5-6) by Kylee Smith, Vanderbilt, 1/5
<b>3-Point FG Made</b>	4 by Tiffany Mitchell vs. Winthrop, 12/20 4 by Asia Dozier at San Diego St., 11/23 4 by Asia Dozier vs. C. of Charleston, 11/14	5 by Tabatha Richardson-Smith, Seton Hall, 11/17
<b>3-Point FG Attempts</b>	10 by Asia Dozier, at San Diego St., 11/23	9 by Jessica Jackson, at Arkansas, 1/2
<b>3-Point FG Percentage</b>	1.000 (3-3) by Khadijah Sessions, at Kentucky, 2/20 1.000 (3-3) by Tiffany Mitchell at LSU, 2/16	.833 (5-6) by Tabatha Richardson-Smith, Seton Hall, 11/17
<b>Free Throws Made</b>	12 by Tiffany Mitchell vs. Savannah State, 12/28	9 by Tia Faleru, Ole Miss, 1/30
<b>Free Throw Attempts</b>	16 by Tiffany Mitchell vs. Savannah State, 12/28	13 by Tia Faleru, Ole Miss, 1/30
<b>FT Percentage</b>	1.000 (9-9) by Alaina Coates vs. SC State, 12/22	1.000 (6-6) Jessica Jackson, Arkansas, 2/9
<b>Rebounds</b>	17 by Alaina Coates vs. Kentucky, 1/9 17 by Aleighsa Welch vs. C. of Charleston, 11/14	12 by Jhasmin Bowen, at Arkansas, 1/2 12 by Stephanie Mavunga, vs. North Carolina, 12/18
<b>Assists</b>	9 by Tiffany Mitchell at San Diego St., 11/23	8 by Dequesha McClanahan, Winthrop, 12/20
<b>Steals</b>	6 by Tiffany Mitchell at Auburn, 1/12	5 by Keira Peak, Arkansas, 2/9
<b>Blocked Shots</b>	7 by Elem Ibiam at Mississippi State, 2/6	4 by Monique Maximilien, Charleston Southern, 11/8
<b>Turnovers</b>	8 by Aleighsa Welch at Vanderbilt, 1/26	7 by Lianna Doty, Missouri, 2/2 7 by Kourtney Williams, SC State, 12/22 7 by Ahjalee Harvey, at San Diego St., 11/23
<b>Minutes Played</b>	43 by Aleighsa Welch at Texas A&M, 1/16	45 by Jordan Jones, at Texas A&M, 1/16

# Staley Era Team Records

*Italics indicates set in 2013-14*

## Scoring

Most	Points
1. vs. <i>Ole Miss, 1/30/14</i>	99
vs. <i>Charleston Southern, 11/8/13</i>	99
3. at Clemson, 11/19/09	92
4. at <i>San Diego State, 11/23/13</i>	88
vs. <i>Seton Hall, 11/17/13</i>	88

Fewest	Points
1. at Stanford, 11/26/10	32
2. vs. Georgia, 3/4/11	34
3. vs. Mississippi State, 3/5/09	39
4. at Georgia, 1/13/13	40
5. at Mississippi State, 2/26/09	41

Fewest Allowed	Points
1. vs. South Carolina State, 12/14/11	21
2. vs. Presbyterian, 11/27/11	24
3. vs. <i>SC State, 12/22/13</i>	26
4. vs. <i>NC Central, 12/2/13</i>	27
5. vs. <i>Charleston Southern, 11/8/13</i>	29

Most Allowed	Points
1. at Clemson, 11/19/09	94
2. vs. North Carolina, 12/20/09	93
3. vs. Xavier, 11/12/10	84
4. at Tennessee, 2/17/11	82
at Florida, 2/22/09	82

## Margin of Outcome

Victory	Score	Margin
1. vs. <i>Charleston Southern, 11/8/13</i>	99-29	+70
2. vs. <i>NC Central</i>	79-27	+52
3. vs. SC State, 12/14/11	66-21	+45
4. vs. <i>SC State, 12/22/13</i>	70-26	+44
5. vs. <i>Savannah State, 12/28/13</i>	82-40	+42

Defeat	Score	Margin
1. at Stanford, 11/26/10	32-70	-38
2. vs. Georgia, 3/4/11	34-66	-32
3. vs. Stanford, 12/19/08	47-78	-31
4. at Penn State, 11/21/10	48-78	-30
5. vs. Connecticut, 12/28/08	48-77	-29

## Field Goals

Made	FGM
1. vs. <i>Charleston Southern, 11/8/13</i>	39
2. vs. North Carolina, 12/20/09	34
at Clemson, 11/19/09	34
4. vs. North Carolina, 12/18/11	33
5. vs. Eastern Michigan, 3/17/12	32

Attempts	FGA
1. vs. Penn State, 11/20/11	76
2. at Clemson, 11/19/09	74
3. vs. Tennessee, 1/20/11	73
4. vs. Kansas, 3/25/13	72
5. vs. NC State, 12/13/09	71

Highest Percentage (Min. 40 FGA)	FGM-A	Pct
1. vs. <i>Charleston Southern, 11/8/13</i>	39-64	.609
2. vs. <i>Ole Miss, 1/30/14</i>	31-51	.608
3. at Alabama, 1/10/10	31-52	.596
4. vs. <i>NC Central, 12/2/13</i>	31-53	.585
5. vs. <i>Seton Hall, 11/17/13</i>	26-45	.578

Lowest Percentage (Min. 40 FGA)	FGM-A	Pct
1. at Stanford, 11/26/10	12-55	.218
2. vs. Georgia, 3/4/11	12-52	.231
3. at Florida, 1/20/13	15-64	.234
4. at Kentucky, 2/5/09	13-55	.236
5. at Georgia, 1/2/11	13-54	.241

Lowest Percentage Allowed	FGM-A	Pct
1. vs. South Carolina State, 12/14/11	6-48	.125
2. vs. <i>NC Central, 12/2/13</i>	8-50	.160
3. vs. <i>Charleston Southern, 11/8/13</i>	10-54	.185
4. vs. Hampton, 11/22/12	11-57	.193
5. vs. Furman, 12/9/12	11-46	.239
vs. Clemson, 11/18/12	11-46	.239

Highest Percentage Allowed	FGM-A	Pct
1. vs. Connecticut, 12/28/08	35-62	.565
vs. Florida, 1/9/11	26-46	.565
3. vs. Xavier, 11/12/10	34-61	.557
4. at Kentucky, 1/13/11	30-55	.545
5. vs. Vanderbilt, 2/27/11	27-50	.540

## 3-Point Field Goals

Made	3FGM
1. at <i>San Diego State, 11/23/13</i>	9
vs. <i>College of Charleston, 11/14/13</i>	9
vs. Savannah State, 11/15/12	9
at Arkansas, 2/6/11	9
at Ole Miss, 1/16/11	9
vs. North Carolina, 12/18/11	9
vs. Ole Miss, 1/26/12	9

Attempts	3FGA
1. vs. Penn State, 11/20/11	29
2. vs. <i>College of Charleston, 11/14/13</i>	28
vs. North Carolina, 12/19/10	28
4. vs. Savannah State, 11/15/12	25
at Ole Miss, 1/16/11	25

Percentage (Min. 5 3FGA)	3FGM-A	Pct
1. vs. <i>Savannah State, 12/28/13</i>	4-6	.667
vs. Western Carolina, 12/29/12	6-9	.667
at Alabama, 1/10/10	8-12	.667
vs. Charlotte, 12/21/08	8-12	.667
5. vs. Florida, 2/12/12	8-13	.615

## Free Throws

Made	FTM
1. vs. <i>Ole Miss, 1/30/14</i>	32
at Mississippi State, 1/6/13	32
3. vs. <i>Savannah State, 12/28/13</i>	30
vs. <i>Seton Hall, 11/17/13</i>	30
4. vs. SC State, 12/21/12	27

Attempts	FTA
1. at Mississippi State, 1/6/13	50
2. vs. <i>Savannah State, 12/28/13</i>	48
3. vs. <i>Missouri, 2/2/14</i>	46
4. vs. <i>Seton Hall, 11/17/13</i>	44
vs. SC State, 12/21/12	44

Percentage (Min. 10 FTA)	FTM-A	Pct
1. vs. <i>Alabama, 1/19/14</i>	10-11	.909
2. at <i>Mississippi State, 2/6/14</i>	20-23	.870
3. vs. Auburn, 1/2/09	23-26	.885
4. vs. San Diego State, 11/28/09	14-16	.875
5. at <i>Kentucky, 2/20/14</i>	17-20	.850

## Rebounding

Total	Rebs
1. vs. <i>College of Charleston, 11/14/13</i>	62
2. at Florida, 1/20/13	59
3. vs. Hampton, 11/22/12	57
4. at <i>Texas A&amp;M, 1/16/14</i>	53
vs. <i>Kentucky, 1/9/14</i>	53
at Alabama, 2/7/13	53
vs. Elon, 11/9/12	53
vs. Brown, 12/29/09	53

Offensive	ORebs
1. vs. Elon, 11/9/12	29
2. vs. College of Charleston, 11/23/11	27
3. vs. Kansas, 3/25/13	26
at Florida, 1/20/13	26
4. vs. Savannah State, 11/15/12	25
vs. Penn State, 11/20/11	25
at Penn State, 11/21/10	25

Defensive	DRebs
1. vs. <i>College of Charleston, 11/14/13</i>	39
vs. Hampton, 11/22/12	39
3. at <i>Arkansas, 1/2/14</i>	38
4. at <i>Texas A&amp;M, 1/16/15</i>	37
5. vs. <i>Kentucky, 1/9/14</i>	36

Margin	Rebs	Margin
1. at Alabama, 2/7/13	53-24	+29
2. vs. <i>SC State, 12/22/13</i>	47-21	+26
vs. Florida Gulf Coast, 11/23/12	46-20	+26
4. at <i>Kentucky, 2/20/14</i>	44-19	+25
vs. Hampton, 11/22/12	57-32	+25

## Assists

Game	Assists
1. vs. <i>Alabama, 1/19/14</i>	25
vs. <i>Charleston Southern, 11/8/13</i>	25
3. at <i>San Diego State, 11/23/13</i>	24
4. vs. <i>Ole Miss, 1/30/14</i>	22
vs. Eastern Michigan, 3/17/12	22

## Steals

Game	Steals
1. vs. Furman, 12/11/11	21
2. vs. <i>Charleston Southern, 11/8/13</i>	17
3. vs. NC State, 12/12/10	16
vs. USC Upstate, 12/16/08	16
5. vs. Furman, 12/9/12	15
vs. High Point, 12/2/09	15
vs. Davidson, 11/24/08	15

## Blocked Shots

Game	Blocks
1. at <i>Mississippi State, 2/6/14</i>	14
vs. <i>Kentucky, 1/9/14</i>	14
3. vs. <i>Charleston Southern, 11/14/13</i>	12
4. at <i>Arkansas, 1/2/14</i>	11
vs. Eastern Michigan, 3/17/12	11
vs. Furman, 12/11/11	11

## Turnovers

Fewest	TOs
1. at Tennessee, 2/2/12	4
2. at Missouri, 2/28/13	5
vs. Georgia, 3/2/12	5
vs. Ole Miss, 3/3/11	5
5. vs. Stanford, 12/19/12	7
at Louisiana Tech, 11/12/12	7
vs. Tennessee, 3/3/12	7

Most	TOs
1. at Wake Forest, 12/3/08	32
2. vs. Hampton, 11/22/12	29
vs. Kentucky, 1/15/12	29
4. at Kentucky, 1/13/11	28
5. vs. Jacksonville, 12/30/08	26

# The Last Time ...

## Individual

### Scored 50 Points

**South Carolina** 51, Jocelyn Penn vs. Stetson, 1/4/03  
**Opponent** Never

### Scored 40 Points

**South Carolina** 51, Jocelyn Penn vs. Stetson, 1/4/03  
**Opponent** 46, Cornelia Gayden, LSU, 1/14/95

### Scored 30 Points

**South Carolina** 30, Ieasia Walker vs. Clemson, 11/18/10  
**Opponent** 32, LaQueta Ferguson, Florida International, 11/25/07

### Grabbed 20 Rebounds

**South Carolina** 25, Kelsey Bone vs. Boston University, 12/28/09  
**Opponent** 24, Courtney Paris, Oklahoma, 12/30/07

### Grabbed 15 Rebounds

**South Carolina** 16, Aleighsa Welch at Texas A&M, 1/16/14  
**Opponent** 15, Kelsey Bone, Texas A&M, 2/10/13

### Two Players with 20 or More Points

**South Carolina** La'Keisha Sutton 21/Markeshia Grant 20 vs. North Carolina, 12/18/11  
**Opponent** Monica Engelmann 27/Angel Goodrich 20, Kansas, 3/25/13

### Two Players with 10 or More Rebounds

**South Carolina** Aleighsa Welch 16/Elem Ibiyam 12 at Texas A&M, 1/16/14  
**Opponent** Quistelle Williams 10/Berna Calli 10, Arkansas, 1/27/13

### Had 10 Assists

**South Carolina** 10, Samone Kennedy at Florida, 2/24/08  
**Opponent** 11, Marneshia Richard, Mississippi State, 1/21/07

### Had Five Steals

**South Carolina** 6, Tiffany Mitchell at Auburn, 1/12/14  
**Opponent** 5, Keira Peak, Arkansas, 2/9/14

### Had Five Blocked Shots

**South Carolina** 5, Aleighsa Welch at Kentucky, 2/20/14  
**Opponent** 7, Isabelle Harrison, Tennessee, 1/3/13

### Had a Double-Double

**South Carolina** Aleighsa Welch (21 pts/10 rebs) at Kentucky, 2/20/14  
**Opponent** Bri Kulas (21 pts/10 rebs), Missouri, 2/2/14

### Two Players had a Double-Double

**South Carolina** Alaina Coates (10 pts/17 rebs)/Aleighsa Welch (16 pts/14 rebs) vs. Kentucky, 1/9/14  
**Opponent** Chiney Ogwumike (11 pts/10 rebs)/Nnemkadi Ogumike (39 pts/10 rebs), Stanford, 3/24/12

### Three Players had a Double-Double

**South Carolina** Ashley Bruner (16 pts/12 rebs)/Aleighsa Welch (16 pts/ 11 rebs)/ Elem Ibiyam (12 pts/10 rebs) vs. Kansas, 3/25/13  
**Opponent** Merlakia Jones (26 pts/10 rebs)/Takilya Davis (19 pts/13 rebs)/ DeLisha Milton (14 pts/15 rebs), at Florida, 2/20/94

### Had a Triple-Double

**South Carolina** Iva Sliskovic (18 pts, 15 rebs, 10 assts) vs. High Point, 12/20/06  
**Opponent** Never

## Team

### Scored 100 Points

**South Carolina** 102 vs. North Carolina A&T, 3/21/08  
**Opponent** 103, Clemson, 11/21/03

### Won by 30 or More Points

**South Carolina** 82-40 (42) vs. Savannah State, 12/28/13  
**Opponent** 66-34 (32), Georgia, 3/4/11

### Shot 65% or Better from the Field

**South Carolina** .652 (45-69) vs. East Tennessee State, 12/19/00  
**Opponent** Never

### Shot 60% or Better from the Field

**South Carolina** .608 (31-51) vs. Ole Miss, 1/30/14  
**Opponent** .604 (29-48), Vanderbilt, 1/18/01

### Shot 50% or Better from the Field

**South Carolina** .526 (30-57) at Kentucky, 2/20/14  
**Opponent** .535 (23-43), Missouri, 2/28/13

### No Players in Double-Figure Points

**South Carolina** at Auburn, 1/19/12  
**Opponent** Arkansas, 2/9/14

### Five Players in Double-Figure Points

**South Carolina** vs. Missouri, 2/2/14  
**Opponent** Arkansas, 2/14/10

### More Than Five Players in Double-Figure Points

**South Carolina** 6 vs. Missouri, 2/2/14  
**Opponent** 6, at Georgia, 2/13/03

### Faced AP Top-25 Opponent

**Win** 81-58 at No. 15 Kentucky, 2/20/14  
**Loss** 65-67 at No. 25 Texas A&M, 1/16/14

### Faced AP Top-10 Opponent

**Win** 68-59 vs. No. 9 Kentucky, 1/9/14  
**Loss** 78-74 at No. 7 Kentucky, 2/14/13

### Faced AP Top-5 Opponent

**Win** 55-50 vs. No. 5 Kentucky, 1/24/13  
**Loss** 49-53 vs. No. 1 Stanford, 12/19/12

### Faced AP No. 1 Team

**Win** Never  
**Loss** 49-53 vs. No. 1 Stanford, 12/19/12

### Overtime Game

**Win** 58-55 vs. Drexel, 11/28/12  
**Loss** 65-57 at Texas A&M, 1/16/14

### Double-Overtime Game

**Win** 92-91 at Florida State, 2/4/91  
**Loss** 92-94 at Clemson, 11/19/09

### South Carolina Was Ranked (AP Poll)

**AP No. 1** Never  
**AP Top 10** No. 4, 2/17/14  
**AP Top 25** No. 4, 2/17/14



# ALAINA COATES

6-4 • Freshman • Center  
Irmo, S.C. • Dutch Fork

# #41

## Miscellaneous Stats

	Season	Career
Double-Double	7	7
20+ Points	5	5
10+ Points	17	17
10+ Rebounds	7	7
Tm-High Pts.	5	5
Tm-High Rebs.	13	13

- Has played in 26 games, including one start (LA Tech)
- Named SEC Freshman of the Week four times
- Only freshman to rank among SEC's top 25 scorers (23rd) and top 20 rebounders (8th) ... Is fourth in SEC and 51st in nation with 1.9 blocks per game ... In SEC games, averages 12.2 points (24th) and 8.3 rebounds (4th)
- Holds Gamecock freshman record with 49 blocked shots, tying her for seventh in the all-time single-season standings
- Has led the team in scoring five times (Charleston Southern, at San Diego St., SC State, Vanderbilt, Ole Miss)
- Has led the team in rebounding 13 times (LA Tech, Seton Hall, at San Diego St., at USC, NC Central, Savannah St., at Ark., Vandy, Kentucky, Auburn, Ole Miss, Ark., at LSU)
- Scored nine of her 13 points at #19/17 LSU (Feb. 16) in the second half, including six during a 9-0 run after the Lady Tigers has pulled within two midway through the half
- Named SEC Freshman of the Week (Feb. 3) after leading team in scoring and rebounding over two wins that moved Gamecocks into first place in SEC
- Became first freshman to record at least 20 points against an SEC opponent since the 2010 SEC Tournament with her career-high tying 24 against Ole Miss (Jan. 30), making her one of just six Gamecock freshman all-time to record at least five 20-point games
- Played just 12 minutes at #16/19 Vanderbilt (Jan. 26) due to foul trouble, still blocking four shots, including three in second half to help secure victory
- Posted six points and six rebounds in just 11 minutes of first-half action against Alabama (Jan. 19), narrowly missing a double-double with 10 points and nine rebounds
- Earned third SEC Freshman of the Week award (Jan. 13) after averaging 12.0 points and 11.3 rebounds in wins over Kentucky and Auburn
- Scored all 14 of her points at Auburn, (Jan. 12) in first half, including eight during 19-10 run that closed half with game tied after Gamecocks trailed by as many as 12
- Set Gamecock freshman record with 17 rebounds against #9/10 Kentucky (Jan. 9) and posted fourth-straight double-double
- Named SEC Freshman of the Week (Jan. 6) for back-to-back double-doubles to open SEC play, becoming first Gamecock freshman ever to post double-doubles in her first two SEC outings
- Scored 12 of her career-high 24 points against Vanderbilt (Jan. 5) during final 10 minutes of first half to help turn two-point deficit into 11-point halftime lead
- Tied program's freshman single-game record with five blocks at Arkansas (Jan. 2) while posting second-straight double-double, including five defensive rebounds during crucial seven-minute stretch of second half to keep Razorbacks from putting together complete rally
- Recorded double-double against Savannah State (Dec. 28), doing nearly all of it in the second half – 11 points and nine rebounds in final 20 minutes
- Posted only perfect shooting night by a freshman (minimum five attempts each in program history), hitting 7-of-7 from the field and 9-of-9 free throws against SC State (Dec. 22), with field goal performance tying for fourth in Colonial Life Arena history
- Scored 17 of her career-high 21 points at San Diego State (Nov. 23) in the second half, including a personal 7-0 run late in the game
- Made 11 free throws at San Diego State (Nov. 23), second-most by a Gamecock freshman in school history while her 15 attempts tied the freshman record
- Named SEC Freshman of the Week (Nov. 18) after averaging a double-double in two games (CofC, Seton Hall)
  - Grabbed 14 rebounds against CofC (Nov. 14), 10 in the second half, to tie for third in school history among freshmen, one shy of the freshman school record

## 2013-14 Game-by-Game

Opponent	Date	GS	MIN	FG-A	3FG-A	FTA	Reb	PF	A	TO	B	S	TP
Chas. Sthrn.	11/08	17	9-14	0-0	2-2	4-3-7	2	1	1	2	1	20	
LA Tech	11/10	*	19	6-10	0-0	0-3	5-5-10	3	0	0	0	0	12
CofC	11/14		13	3-6	0-0	5-9	5-9-14	2	0	1	3	0	11
Seton Hall	11/17		19	4-5	0-0	2-6	3-5-8	3	1	0	4	1	10
at Clemson	11/20		15	2-5	0-0	5-8	1-5-6	4	0	1	1	2	9
at San Diego State	11/23		22	5-6	0-0	11-15	1-7-8	4	0	0	1	0	21
at USC	11/25		17	4-7	0-0	0-1	1-8-9	4	0	2	0	1	8
NC Central	12/02		22	7-8	0-0	1-2	2-5-7	3	1	1	2	1	15
at Charlotte	12/08		12	0-4	0-0	2-2	2-2-4	0	0	0	2	0	2
vs. N. Carolina	12/18		9	0-0	0-0	0-0	0-1-1	1	0	1	1	0	0
Winthrop	12/20		8	1-2	0-0	1-2	3-0-3	1	0	4	1	0	3
SC State	12/22		17	7-7	0-0	9-9	0-5-5	0	1	3	3	0	23
Savannah St.	12/28		24	4-5	0-0	9-14	5-7-12	2	0	2	3	0	17
at Arkansas*	01/02		26	5-8	0-0	1-2	2-10-12	3	0	2	5	0	11
Vanderbilt*	01/05		28	11-16	0-0	2-4	4-6-10	2	0	3	3	1	24
Kentucky*	01/09		27	3-9	0-0	4-7	7-10-17	2	0	3	4	1	10
at Auburn*	01/12		25	4-5	0-0	6-10	2-4-6	1	0	1	1	1	14
at Texas A&M*	01/16		22	3-6	0-0	2-4	2-3-5	3	0	3	0	1	8
Alabama*	01/19		21	4-9	0-0	2-2	5-4-9	4	1	1	2	0	10
at Vanderbilt*	01/26		12	3-4	0-0	0-1	0-5-5	5	0	3	4	0	6
Ole Miss*	01/30		22	8-10	0-0	8-10	3-9-12	3	0	1	0	1	24
Missouri*	02/02		16	5-7	0-0	3-9	1-4-5	1	1	0	4	0	13
at Miss. State*	02/06		21	3-7	0-0	2-2	1-4-5	2	0	0	3	0	8
Arkansas*	02/09		22	3-5	0-0	4-5	1-7-8	1	0	7	0	0	10
at LSU*	02/16		17	5-7	0-0	3-4	1-7-8	3	1	3	0	3	13
at Kentucky*	02/20		20	3-6	0-0	2-2	1-5-6	1	0	2	0	1	8
Florida*	02/23												
Georgia*	02/27												
at Tennessee*	03/02												

## Career Highs – All Games

Pts ... 24, 2x, last vs. Ole Miss, 1/30/14  
 FG ..... 11 vs. Vanderbilt, 1/5/14  
 FGA ..... 16 vs. Vanderbilt, 1/5/14  
 FG %..... 1.00 (7-7) vs SC State, 12/22/13  
 FT ..... 11 at San Diego St., 11/23/13  
 FTA ..... 15 at San Diego St., 11/23/13  
 FT %..... 1.00 (9-9), vs. SC State, 12/22/13  
 Rebs..... 17 vs. Kentucky, 1/9/14  
 Off Rebs..... 7 vs. Kentucky, 1/9/14  
 Def Rebs... 10, 2x, last vs Kentucky, 1/9/14  
 Blks ..... 5 at Arkansas, 1/2/14  
 Stls..... 3 at LSU, 2/16/14  
 Assts..... 1, 7x, last at LSU, 2/16/14  
 Min..... 28 vs. Vanderbilt, 1/5/14

## Career – SEC Games

Pts ... 24, 2x, last vs. Ole Miss, 1/30/14  
 FG ..... 11 vs. Vanderbilt, 1/5/14  
 FGA ..... 16 vs. Vanderbilt, 1/5/14  
 FG %.. .800 (8-10), vs. Ole Miss, 1/30/14  
 FT ..... 8 vs. Ole Miss, 1/30/14  
 FTA ..... 10, 2x, last vs. Ole Miss, 1/30/14  
 FT %.... 1.00 (2-2), 2x, last at Miss. St., 2/6/14  
 Rebs..... 17 vs. Kentucky, 1/9/14  
 Off Rebs ..... 7 vs. Kentucky, 1/9/14  
 Def Rebs.. 10, 2x, last vs. Kentucky, 1/9/14  
 Blks ..... 5 at Arkansas, 1/2/14  
 Stls..... 3 at LSU, 2/16/14  
 Assts ..... 1, 3x, last at LSU, 2/16/14  
 Min..... 28 vs. Vanderbilt, 1/5/14

## Career Stats at South Carolina

Year	GP	GS	Min	Avg	FG	FGA	Pct	3FG	FGA	Pct	FT	FTA	Pct	Off	Def	Tot	Avg	PF	FO	A	TO	Blk	Stl	Pts	Avg
2013-14	26	1	493	19.0	112	178	.629	0	0	—	86	135	.637	62	140	202	7.8	60	1	7	45	49	15	310	11.9



# TIFFANY DAVIS

5-7 • R-Freshman • Guard  
Houston, Texas • Westbury Christian

- Has played in 24 games, including seven starts
- Hit a pair of 3s en route to a career-high 11 points against Ole Miss (Jan. 30)
- Was solid against pressure from #9/10 Kentucky (Jan. 9), not committing a turnover in 16 minutes on the floor
- Grabbed a career-high six rebounds at Arkansas (Jan. 2)
- Scored a career-high eight in her third start of the season against Savannah State (Dec. 28), including a perfect shooting night highlighted by a pair of 3s
- Posted her most productive start against SC State (Dec. 22), scoring six points and matching career high with three assists
- Drew first career start against Winthrop (Dec. 20), taking over point guard duties from the injured Khadijah Sessions
- Returned to action at Charlotte (Dec. 8) after recovering from shoulder injury, playing a steady eight minutes
- Matched her career high with three assists in just three minutes at San Diego State (Nov. 23) before a first-half shoulder injury ended her game
- Scored a career-high seven points against College of Charleston (Nov. 14), hitting 2-of-4 from the field, including a 3-pointer, while dishing out three assists
- Returned from knee surgery last season to score five points on 2-of-3 shooting in the season opener against Charleston Southern (Nov. 8)

# #15

## Miscellaneous Stats

	Season	Career
Double-Double	0	0
10+ Points	1	1
5+ Assists	0	0
5+ Steals	0	1
Tm-High Pts.	0	0
Tm-High Assts.	0	0

## 2013-14 Game-by-Game

Opponent	Date	GS	MIN	FG-A	3FG-A	FTA	Reb	PF	A	TO	B	S	TP
Chas. Sthrn.	11/08	16	2-3	0-0	1-3	1-1-2	1	1	2	1	0	5	
LA Tech	11/10	10	1-4	1-4	0-0	1-1-2	0	1	2	0	1	3	
CofC	11/14	19	2-4	1-2	2-2	0-1-1	0	3	2	0	1	7	
Seton Hall	11/17	5	0-0	0-0	0-0	0-1-1	0	0	1	0	0	0	
at Clemson	11/20	10	0-0	0-0	0-0	0-0-0	0	1	0	0	0	0	
at San Diego State	11/23	3	0-1	0-0	0-0	0-0-0	0	3	0	0	0	0	
at USC	11/25												
NC Central	12/02												
at Charlotte	12/08	8	0-0	0-0	0-0	0-0-0	1	0	1	0	0	0	
vs. N. Carolina	12/18	7	0-1	0-0	0-0	0-0-0	0	0	0	0	0	0	
Winthrop	12/20	*	26	1-5	1-5	0-0	0-4-4	2	2	6	0	1	3
SC State	12/22	*	15	2-6	2-2	0-0	0-1-1	0	3	3	0	1	6
Savannah St.	12/28	*	22	3-3	2-2	0-2	0-1-1	1	0	1	0	0	8
at Arkansas*	01/02	*	30	1-4	0-1	1-2	0-6-6	3	1	6	0	0	3
Vanderbilt*	01/05	*	18	1-2	0-1	1-1	0-1-1	3	2	1	0	0	3
Kentucky*	01/09	*	16	0-2	0-0	0-0	0-0-0	2	1	0	0	0	0
at Auburn*	01/12	*	3	0-1	0-1	0-0	0-1-1	1	0	2	0	0	0
at Texas A&M*	01/16		11	0-0	0-0	0-1-1	2	0	1	0	0	0	
Alabama*	01/19		1	0-1	0-0	0-0	0-0-0	0	0	1	0	0	0
at Vanderbilt*	01/26		6	0-0	0-0	0-0	0-1-1	1	1	1	0	0	0
Ole Miss*	01/30		16	2-3	2-2	5-6	0-2-2	1	1	2	0	0	11
Missouri*	02/02		11	0-2	0-2	0-0	0-0-0	2	2	1	0	0	0
at Miss. State*	02/06		13	2-4	0-2	0-0	0-0-0	0	0	1	0	0	4
Arkansas*	02/09		12	1-3	1-1	0-0	2-0-2	0	1	0	0	0	3
at LSU*	02/16		5	1-1	0-0	1-2	0-0-0	0	0	0	0	0	3
at Kentucky*	02/20		3	0-0	0-0	0-0	0-0-0	1	0	1	0	0	0
Florida*	02/23												
Georgia*	02/27												
at Tennessee*	03/02												

## Career Highs – All Games

Pts	11 vs. Ole Miss, 1/30/14
FG	3 vs. Savannah State, 12/28/13
FGA	6 vs. SC State, 12/22/13
3FG	2, 3x, last vs. Ole Miss, 1/30/14
3FGA	5 vs. Winthrop, 12/20/13
FT	5 vs. Ole Miss, 1/30/14
FTA	6 vs. Ole Miss, 1/30/14
Rebs	6 at Arkansas, 1/2/14
Off Rebs	4 vs. Winthrop 12/20/13
Def Rebs	6 at Arkansas, 1/2/14
Stls	5 vs. Elon, 11/9/12
Assts	3, 4x, last vs. SC State, 12/22/13
Min	30 at Arkansas, 1/2/14

## Career Highs – SEC Games

Pts	11 vs. Ole Miss, 1/30/14
FG	2, 2x, last at Miss. St., 2/6/14
FGA	4, 2x, last at Miss. St., 2/6/14
3FG	2 vs. Ole Miss, 1/30/14
3FGA	2, 3x, last at Miss. St., 2/6/14
FT	5 vs. Ole Miss, 1/30/14
FTA	6 vs. Ole Miss, 1/30/14
Rebs	6 at Arkansas, 1/2/14
Off Rebs	2 vs. Arkansas, 2/9/14
Def Rebs	6 at Arkansas, 1/2/14
Stls	
Assts	2, 2x, last vs. Missouri, 2/2/14
Min	30 at Arkansas, 1/2/14

## Season Highs – All Games

Pts	11 vs. Ole Miss, 1/30
FG	3 vs. Savannah State, 12/28
FGA	6 vs. SC State, 12/22
3FG	2, 3x, last vs. Ole Miss, 1/30
3FGA	5 vs. Winthrop, 12/20
FT	5 vs. Ole Miss, 1/30
FTA	6 vs. Ole Miss, 1/30
Rebs	6 at Arkansas, 1/2
Off Rebs	4 vs. Winthrop 12/20
Def Rebs	6 at Arkansas, 1/2
Stls	1, 4x, last vs. SC State, 12/22
Assts	3, 3x, last vs. SC State, 12/22
Min	30 at Arkansas, 1/2

## Season Highs – SEC Games

Pts	11 vs. Ole Miss, 1/30
FG	2, 2x, last at Miss. St., 2/6
FGA	4, 2x, last at Miss. St., 2/6
3FG	2 vs. Ole Miss, 1/30
3FGA	2, 3x, last at Miss. St., 2/6
FT	5 vs. Ole Miss, 1/30
FTA	6 vs. Ole Miss, 1/30
Rebs	6 at Arkansas, 1/2
Off Rebs	2 vs. Arkansas, 2/9
Def Rebs	6 at Arkansas, 1/2
Stls	
Assts	2, 2x, last vs. Missouri, 2/2
Min	30 at Arkansas, 1/2

## Career Stats at South Carolina

Year	GP	GS	Min	Avg	FG	FGA	Pct	3FG	FGA	Pct	FT	FTA	Pct	Off	Def	Tot	Avg	PF	FO	A	TO	Blk	Stl	Pts	Avg
2012-13	3	0	40	13.3	4	8	.500	1	4	.250	3	4	.750	1	3	4	1.3	2	0	4	2	0	5	12	4.0
2013-14	24	7	286	11.9	19	50	.380	10	25	.400	11	18	.611	4	22	26	1.1	21	0	23	35	1	4	59	2.5
<b>Career Totals</b>	<b>27</b>	<b>7</b>	<b>326</b>	<b>12.1</b>	<b>23</b>	<b>58</b>	<b>.397</b>	<b>11</b>	<b>29</b>	<b>.379</b>	<b>14</b>	<b>22</b>	<b>.636</b>	<b>5</b>	<b>25</b>	<b>30</b>	<b>1.1</b>	<b>23</b>	<b>0</b>	<b>27</b>	<b>37</b>	<b>1</b>	<b>9</b>	<b>71</b>	<b>2.6</b>



# ASIA DOZIER

6-0 • Sophomore • Guard/Forward  
Columbia, S.C. • Spring Valley

# #31

## Miscellaneous Stats

	Season	Career
Double-Double	0	0
10+ Points	7	9
10+ Rebounds	0	1
5+ Assists	6	7
Tm-High Pts.	1	1
Tm-High Assts.	7	8

- Has played in every game this season, starting 25
- Has led the team in scoring one time (CofC)
- Had led the team in assists seven times (at Charlotte, at Arkansas, Vanderbilt, Kentucky, at Auburn, at Miss. St., Arkansas)
- Ranks 12th in the SEC with 3.5 assists per conference game with three league games of five assists
- Hit clutch 3-pointer during Bulldogs' second-half rally at Mississippi State (Feb. 6) then scored on baseline out-of-bounds play after lead was cut to one, finishing in double-figure points for second-straight game
- Handed out career-high six assists against Ole Miss (Jan. 30)
- Scored all of her nine points at #16/19 Vanderbilt (Jan. 26) in first half, including seven straight to help team stay in front while three other starters sat with foul trouble
- Drained a 3 to bring Gamecocks within a point with under four minutes to play at #25/21 Texas A&M
- Hit a 3 early in second half at Auburn (Jan. 12) to give Gamecocks first lead of the game, added a free throw late in game to hold off Tigers' late rally
- Dished team-high five assists against Vanderbilt (Jan. 5) for second-straight game
- Played solid all-around game at Arkansas (Jan. 2), tying career high with five assists while logging just shy of the full 40 minutes
- Netted three 3s en route to 13 points and handed out five assists in 39 minutes, playing huge role in staving off second-half Winthrop (Dec. 20) rally
- Responded well to coming off the bench at Charlotte (Dec. 8), contributing in every category – 10 points, four assists, five rebounds, two steals in 32 minutes
- Scored all of her career-high 16 points at San Diego State (Nov. 23) in the first half, hitting 3-of-6 3s in her 17 minutes before halftime
- Posted a career-high 16 points against CofC (Nov. 14) to lead team in scoring for first time in her career

## 2013-14 Game-by-Game

Opponent	Date	GS	MIN	FG-A	3FG-A	FTA	Reb	PF	A	TO	B	S	TP
Chas. Sthrn.	11/08	*	17	1-3	0-0	2-2	2-1-3	1	5	1	1	2	4
LA Tech	11/10	*	21	3-5	1-1	0-0	0-1-1	1	0	3	0	0	7
CofC	11/14	*	25	6-12	4-8	0-0	0-2-2	1	3	1	0	0	16
Seton Hall	11/17	*	27	2-6	2-4	0-0	0-4-4	2	2	3	0	2	6
at Clemson	11/20	*	30	2-9	0-5	0-1	3-6-9	3	0	2	0	0	4
at San Diego State	11/23	*	28	5-13	4-10	2-2	3-0-3	2	0	2	0	2	16
at USC	11/25	*	25	1-4	0-1	2-2	0-2-2	1	2	3	0	0	4
NC Central	12/02	*	18	2-3	1-2	1-2	0-2-2	0	1	0	0	0	6
at Charlotte	12/08		32	4-7	0-1	2-3	2-3-5	1	4	5	1	2	10
vs. N. Carolina	12/18	*	21	1-3	0-2	1-2	1-2-3	4	1	2	0	0	3
Winthrop	12/20	*	39	4-9	3-7	2-4	0-2-2	1	5	2	0	0	13
SC State	12/22	*	20	1-5	1-4	1-2	0-0-4	0	3	1	0	1	4
Savannah St.	12/28	*	19	4-8	2-2	0-0	0-1-1	2	1	0	0	1	10
at Arkansas*	01/02	*	40	4-12	1-3	0-0	0-2-2	2	5	7	0	1	9
Vanderbilt*	01/05	*	29	1-7	1-2	2-2	0-1-1	2	5	5	0	1	5
Kentucky*	01/09	*	24	0-6	0-1	0-0	0-1-1	3	4	2	1	0	0
at Auburn*	01/12	*	31	3-4	2-3	1-3	0-5-5	2	3	5	0	0	9
at Texas A&M*	01/16	*	33	2-9	1-5	0-0	0-3-3	4	0	4	1	0	5
Alabama*	01/19	*	26	3-4	2-3	0-0	0-3-3	1	5	1	0	0	8
at Vanderbilt*	01/26	*	29	4-9	0-1	1-2	0-3-3	3	2	0	0	0	9
Ole Miss*	01/30	*	23	1-4	0-1	2-4	0-1-1	1	6	2	0	1	4
Missouri*	02/02	*	33	3-6	3-4	2-4	1-2-3	4	4	0	1	1	11
at Miss. State*	02/06	*	27	4-8	2-3	0-0	1-2-3	3	4	2	0	1	10
Arkansas*	02/09	*	20	0-4	0-4	0-0	0-0-1	0	4	3	0	0	0
at LSU*	02/16	*	28	0-5	0-4	1-2	0-1-1	1	1	2	1	1	1
at Kentucky*	02/20	*	33	2-6	0-1	0-0	1-3-4	1	2	1	0	0	4
Florida*	02/23												
Georgia*	02/27												
at Tennessee*	03/02												

## Career Highs – All Games

Pts ..... 16, 2x, last at San Diego St., 11/23/13  
 FG .... 6 vs. C. of Charleston, 11/14/13  
 FGA..... 13 at San Diego St., 11/23/13  
 3FG... 4, 2x, last at San Diego St., 11/23/13  
 3FGA..... 10 at San Diego St., 11/23/13  
 FT..... 4 vs. Elon, 11/9/12  
 FTA..... 7 vs. Elon, 11/9/12  
 Rebs..... 10 vs. Elon, 11/9/12  
 Off Rebs ..... 4 vs. Elon, 11/9/12  
 Def Rebs . 6, 2x, last at Clemson, 11/20/13  
 Blks ..... 1, 10x, last at LSU, 2/16/14  
 Stls..... 2, 5x, last at Charlotte, 12/8/13  
 Assts ..... 6 vs. Ole Miss, 1/30/14  
 Min..... 40 at Arkansas, 1/2/14

## Season Highs – All Games

Pts .. 16, 2x, last at San Diego St., 11/23/13  
 FG ..... 6 vs. C. of Charleston, 11/14/13  
 FGA..... 13 at San Diego St., 11/23/13  
 3FG .. 4, 2x, last at San Diego St., 11/23/13  
 3FGA..... 10 at San Diego St., 11/23/13  
 FT ..... 2, 8x, last vs. Missouri, 2/2/14  
 FTA..... 4, 3x, last vs. Missouri, 2/2/14  
 Rebs..... 9 at Clemson, 11/20/13  
 Off Rebs .. 3, 2x, last at San Diego St., 11/23/13  
 Def Rebs ..... 6 at Clemson, 11/20/13  
 Blks ..... 1, 6x, last at LSU, 2/16/14  
 Stls ..... 2, 4x, last at Charlotte, 12/8/13  
 Assts ..... 6 vs. Ole Miss, 1/30/14  
 Min..... 40 at Arkansas, 1/2/14

## Career Highs – SEC Games

Pts ..... 11 vs. Missouri, 2/2/14  
 FG ..... 4, 4x, last at Miss. St., 2/6/14  
 FGA..... 12 at Arkansas, 1/2/14  
 3FG ..... 3 vs. Missouri, 2/2/14  
 3FGA..... 6 at Ole Miss, 2/17/13  
 FT ..... 2, 3x, last vs. Missouri, 2/2/14  
 FTA..... 4, 2x, last vs. Missouri, 2/2/14  
 Rebs..... 6 at Ole Miss, 2/17/13  
 Off Rebs..... 2 at Ole Miss, 2/17/13  
 Def Rebs ..... 5 at Auburn, 1/12/14  
 Blks ..... 1, 5x, last at LSU, 2/16/14  
 Stls ..... 1, 7x, last at LSU, 2/16/14  
 Assts ..... 6 vs. Ole Miss, 1/30/14  
 Min..... 40 at Arkansas, 1/2/14

## Season Highs – SEC Games

Pts ..... 11 vs. Missouri, 2/2/14  
 FG ..... 4, 3x, last at Miss. St., 2/6/14  
 FGA..... 12 at Arkansas, 1/2/14  
 3FG ..... 3 vs. Missouri, 2/2/14  
 3FGA..... 5 at Texas A&M, 1/16/14  
 FT ..... 2, 3x, last vs. Missouri, 2/2/14  
 FTA..... 4, 2x, last vs. Missouri, 2/2/14  
 Rebs..... 5 at Auburn, 1/12/14  
 Off Rebs .. 1, 3x, last at Kentucky, 2/20/14  
 Def Rebs ..... 5 at Auburn, 1/12/14  
 Blks ..... 1, 4x, last at LSU, 2/16/14  
 Stls ..... 1, 6x, last at LSU, 2/16/14  
 Assts ..... 6 vs. Ole Miss, 1/30/14  
 Min..... 40 at Arkansas, 1/2/14

## Career Stats at South Carolina

Year	GP	GS	Min	Avg	FG	FGA	Pct	3FG	FGA	Pct	FT	FIA	Pct	Off	Def	Tot	Avg	PF	FO	A	TO	Blk	Stl	Pts	Avg
2012-13	31	0	398	12.8	28	134	.209	16	91	.176	11	24	.458	19	42	61	2.0	35	1	25	20	4	8	83	2.7
2013-14	26	25	698	26.8	63	171	.368	30	82	.366	22	37	.595	14	58	72	2.8	47	0	72	59	6	16	178	6.8
<b>Career Totals</b>	<b>57</b>	<b>25</b>	<b>1096</b>	<b>19.2</b>	<b>91</b>	<b>305</b>	<b>.298</b>	<b>46</b>	<b>173</b>	<b>.266</b>	<b>33</b>	<b>61</b>	<b>.541</b>	<b>33</b>	<b>100</b>	<b>133</b>	<b>2.3</b>	<b>82</b>	<b>1</b>	<b>97</b>	<b>79</b>	<b>10</b>	<b>24</b>	<b>261</b>	<b>4.6</b>



# INDIA FARMER

6-0 • Freshman • Forward  
N. Myrtle Beach, S.C. • N. Myrtle Beach

- Has played in 12 games
- Netted first career SEC points with a late 3 against Alabama (Jan. 19)
- Scored her first career points on a 3-pointer against NC Central (Dec. 2), also snagging three rebounds in her 11 minutes of play

# #0

## Miscellaneous Stats

	Season	Career
Double-Double	0	0
10+ Points	0	0
10+ Rebounds	0	0
5+ Blocks	0	0
Tm-High Pts.	0	0
Tm-High Rebs.	0	0

## 2013-14 Game-by-Game

Opponent	Date	GS	MIN	FG-A	3FG-A	FTA	Reb	PF	A	TO	B	S	TP
Chas. Sthrn.	11/08	6	0-0	0-0	0-0	0-0-0	0	0	0	0	0	0	0
LA Tech	11/10	1	0-0	0-0	0-0	0-0-0	0	0	0	0	0	0	0
CofC	11/14	5	0-0	0-0	0-0	0-0-0	1	0	0	0	0	0	0
Seton Hall	11/17					— DNP (Coach's Decision)	—						
at Clemson	11/20	1	0-0	0-0	0-0	0-0-0	0	0	0	0	0	0	0
at San Diego State	11/23					— DNP (Coach's Decision)	—						
at USC	11/25					— DNP (Coach's Decision)	—						
NC Central	12/02	11	1-3	1-2	0-0	1-2-3	1	0	0	0	0	0	3
at Charlotte	12/08					— DNP (Coach's Decision)	—						
vs. N. Carolina	12/18					— DNP (Coach's Decision)	—						
Winthrop	12/20					— DNP (Coach's Decision)	—						
SC State	12/22	5	0-2	0-0	0-0	1-0-1	0	0	0	0	0	0	0
Savannah St.	12/28	4	0-0	0-0	0-0	0-0-0	0	0	0	1	0	0	0
at Arkansas*	01/02					— DNP (Coach's Decision)	—						
Vanderbilt*	01/05					— DNP (Coach's Decision)	—						
Kentucky*	01/09					— DNP (Coach's Decision)	—						
at Auburn*	01/12					— DNP (Coach's Decision)	—						
at Texas A&M*	01/16					— DNP (Coach's Decision)	—						
Alabama*	01/19	1	1-1	1-1	0-0	0-0-0	1	0	0	0	0	0	3
at Vanderbilt*	01/26					— DNP (Coach's Decision)	—						
Ole Miss*	01/30	2	0-1	0-1	0-0	0-0-0	1	0	0	0	0	0	0
Missouri*	02/02	1	0-0	0-0	0-0	0-0-0	0	0	0	0	0	0	0
at Miss. State*	02/06					— DNP (Coach's Decision)	—						
Arkansas*	02/09	2	0-0	0-0	0-0	0-0-0	0	0	1	0	0	0	0
at LSU*	02/16	1	0-0	0-0	0-0	0-0-0	0	0	0	0	0	0	0
at Kentucky*	02/20					— DNP (Coach's Decision)	—						
Florida*	02/23												
Georgia*	02/27												
at Tennessee*	03/02												

## Career Highs – All Games

Pts .....3, last vs. Alabama, 1/19/14  
 FG .....1, 2x, last vs. Alabama, 1/19/14  
 FGA..... 3 vs. NC Central, 12/2/13  
 3FG ....1, 2x, last vs. Alabama, 1/19/14  
 3FGA..... 2 vs. NC Central, 12/2/13  
 FT .....  
 FTA .....  
 Rebs..... 3 vs. NC Central, 12/2/13  
 Off Rebs ..... 1, 2x, last vs. SC State, 12/22/13  
 Def Rebs..... 2 vs. NC Central, 12/2/13  
 Blks .... 1, vs. Savannah State, 12/28/13  
 Stls.....  
 Assts .....  
 Min..... 11 vs. NC Central, 12/2/13

## Career Highs – SEC Games

Pts ..... 3 vs. Alabama, 1/19/14  
 FG ..... 1 vs. Alabama, 1/19/14  
 FGA... 1, 2x, last vs. Ole Miss, 1/30/14  
 FT .....  
 FTA .....  
 Rebs.....  
 Off Rebs .....  
 Def Rebs.....  
 Blks .....  
 Stls.....  
 Assts .....  
 Min..... 2, 2x last vs. Arkansas, 2/9/14

## Season Highs – All Games

Pts ..... 3, last vs. Alabama, 1/19  
 FG ..... 1, 2x, last vs. Alabama, 1/19  
 FGA..... 3 vs. NC Central, 12/2  
 3FG ..... 1, 2x, last vs. Alabama, 1/19  
 3FGA..... 2 vs. NC Central, 12/2  
 FT .....  
 FTA .....  
 Rebs..... 3 vs. NC Central, 12/2/13  
 Off Rebs ..... 1, 2x, last vs. SC State, 12/22  
 Def Rebs..... 2 vs. NC Central, 12/2/13  
 Blks ..... 1, vs. Savannah State, 12/28  
 Stls.....  
 Assts .....  
 Min..... 11 vs. NC Central, 12/2/13

## Season Highs – SEC Games

Pts ..... 3 vs. Alabama, 1/19  
 FG ..... 1 vs. Alabama, 1/19  
 FGA..... 1, 2x, last vs. Ole Miss, 1/30  
 FT .....  
 FTA .....  
 Rebs.....  
 Off Rebs .....  
 Def Rebs.....  
 Blks .....  
 Stls.....  
 Assts .....  
 Min..... 2, 2x last vs. Arkansas, 2/9

## Career Stats at South Carolina

Year	GP	GS	Min	Avg	FG	FGA	Pct	3FG	FGA	Pct	FT	FTA	Pct	Off	Def	Tot	Avg	PF	FO	A	TO	Blk	Stl	Pts	Avg
2013-14	12	0	40	3.3	2	7	.286	2	4	.500	0	0	—	2	2	4	0.33	4	0	0	1	1	0	6	0.5





# OLIVIA GAINES

5-7 • Junior • Guard  
Chester, S.C. • Louisburg College (N.C.)

# #2

## Miscellaneous Stats

	Season	Career
Double-Double	0	0
10+ Points	0	0
10+ Rebounds	0	0
5+ Assists	1	1
Tm-High Pts.	0	0
Tm-High Assts.	1	1

- Has played in 24 games with one start (vs. Alabama), adding great spark to defensive effort
- Provided great energy off bench at #15/15 Kentucky (Feb. 20), including three defensive rebounds during a key run late in the first half
- Scored an SEC-career high five points against Arkansas (Feb. 9), including a perfect 3-of-3 from the free throw line
- Drew her first career start against Alabama (Jan. 19), putting in balanced effort with four points, three assists and three rebounds
- Played huge role in second-half comeback at #25/21 Texas A&M (Jan. 16), providing great pressure on the point guard defensively and draining 3 at the end of the shot clock to cap a 16-2 run that helped cut the 17-point halftime deficit to one with 9:38 to play then hit a long jumper to stave off an Aggies' run three minutes later
- Continued strong play late in non-conference slate with career-high seven points against Savannah State (Dec. 28), including four points and aggressive defense during key 17-5 run late in first half
- Delivered best game of her season against SC State (Dec. 22) with six points, four rebounds and two assists
- Provided great spark defensively in second half against #14/13 North Carolina (Dec. 18), helping key a 14-3 run that brought team within two points after trailing by 12 at the half
- Was solid in 18 minutes against NC Central (Dec. 2), hitting a pair of field goals, pulling down five rebounds and handing out four assists with just one turnover
- Made a statement in her debut with four points, five assists, four rebounds and three steals in 17 minutes against Charleston Southern (Nov. 8)

## 2013-14 Game-by-Game

Opponent	Date	GS	MIN	FG-A	3FG-A	FTA	Reb	PF	A	TO	B	S	TP
Chas. Sthrn.	11/08	17	2-3	0-0	0-0	2-2-4	0	5	1	1	3	4	
LA Tech	11/10	9	1-2	0-0	0-1	3-1-4	1	3	1	1	0	2	
CofC	11/14	11	0-1	0-0	2-2	0-1-1	1	0	1	0	1	2	
Seton Hall	11/17	5	0-0	0-0	0-0	0-1-1	2	1	0	0	0	0	
at Clemson	11/20												
at San Diego State	11/23	5	0-0	0-0	1-2	1-0-1	0	1	0	0	0	1	1
at USC	11/25												
NC Central	12/02	18	2-3	0-1	0-0	1-4-5	1	4	1	0	1	4	
at Charlotte	12/08	4	0-0	0-0	0-0	0-1-1	1	0	0	0	0	0	
vs. N. Carolina	12/18	11	1-2	0-0	0-0	0-1-1	1	2	1	0	0	2	
Winthrop	12/20	13	0-1	0-0	2-2	0-1-1	3	1	0	0	0	2	
SC State	12/22	18	2-2	0-0	2-2	1-3-4	0	2	1	0	1	6	
Savannah St.	12/28	19	3-5	0-0	1-2	0-0-0	4	1	2	0	1	7	
at Arkansas*	01/02	12	0-1	0-0	1-2	0-1-1	0	1	0	0	1	1	
Vanderbilt*	01/05	14	0-0	0-0	2-2	0-1-1	1	2	1	0	1	2	
Kentucky*	01/09	2	1-1	0-0	0-0	0-0-0	1	0	0	0	0	2	
at Auburn*	01/12	5	0-0	0-0	1-2	0-0-0	2	0	0	0	0	1	
at Texas A&M*	01/16	9	2-2	1-1	0-0	0-2-2	1	0	0	0	1	5	
Alabama*	01/19	*	23	2-5	0-0	0-0	1-2-3	1	3	3	0	1	4
at Vanderbilt*	01/26	15	1-3	0-0	0-0	1-0-1	0	0	0	0	0	2	
Ole Miss*	01/30	10	0-2	0-0	1-2	0-1-1	2	0	0	0	0	1	
Missouri*	02/02	2	0-0	0-0	0-0	0-0-0	0	0	0	0	0	0	
at Miss. State*	02/06	3	0-0	0-0	0-0	1-0-1	0	0	1	0	0	0	
Arkansas*	02/09	3	1-1	0-0	3-3	0-1-1	0	0	0	0	1	5	
at LSU*	02/16	2	0-0	0-0	0-0	0-0-0	1	1	0	0	0	0	
at Kentucky*	02/20	9	0-0	0-0	2-2	0-3-3	0	0	0	0	0	2	
Florida*	02/23												
Georgia*	02/27												
at Tennessee*	03/02												

## Career Highs – All Games

Pts ..... 7 vs. Savannah St., 12/28/13  
 FG ..... 3 vs. Savannah St., 12/28/13  
 FGA.... 5, 2x, last vs. Alabama, 1/19/14  
 3FG ..... 1 at Texas A&M, 1/16/14  
 3FGA... 1, 2x, last at Texas A&M, 1/16/14  
 FT ..... 3 vs. Arkansas, 2/9/14  
 FTA ..... 3 vs. Arkansas, 2/9/14  
 Rebs ..... 5 vs. NC Central, 12/2/13  
 Off Rebs ..... 3 vs. La Tech, 11/10/13  
 Def Rebs.... 4 vs. NC Central, 12/2/13  
 Blks .. 1, 2x, last vs. LA Tech, 11/10/13  
 Stls ..... 3 vs. Chas. Southern, 11/8/13  
 Assts ..... 5 vs. Chas. Southern, 11/8/13  
 Min ..... 23 vs. Alabama, 1/19/14

## Career Highs – SEC Games

Pts ..... 5, 2x, last vs. Arkansas, 2/9/14  
 FG ..... 2, 2x, last vs. Alabama, 1/19/14  
 FGA ..... 5 vs. Alabama, 1/19/14  
 3FG ..... 1 at Texas A&M, 1/16/14  
 3FGA ..... 1 at Texas A&M, 1/16/14  
 FT ..... 3 vs. Arkansas, 2/9/14  
 FTA ..... 3 vs. Arkansas, 2/9/14  
 Rebs ..... 3 vs. Alabama, 1/19/14  
 Off Rebs .. 1, 3x, last at Miss. St., 2/6/14  
 Def Rebs ..... 3 at Kentucky, 2/20/14  
 Blks .....  
 Stls ..... 1, 5x, last vs. Arkansas, 2/9/14  
 Assts ..... 3 vs. Alabama, 1/19/14  
 Min ..... 23 vs. Alabama, 1/19/14

## Season Highs – All Games

Pts ..... 7 vs. Savannah St., 12/28  
 FG ..... 3 vs. Savannah St., 12/28  
 FGA ..... 5, 2x, last vs. Alabama, 1/19  
 3FG ..... 1 at Texas A&M, 1/16  
 3FGA... 1, 2x, last at Texas A&M, 1/16  
 FT ..... 3 vs. Arkansas, 2/9  
 FTA ..... 3 vs. Arkansas, 2/9  
 Rebs ..... 5 vs. NC Central, 12/2  
 Off Rebs ..... 3 vs. La Tech, 11/10  
 Def Rebs ..... 4 vs. NC Central, 12/2  
 Blks ..... 1, 2x, last vs. LA Tech, 11/10  
 Stls ..... 3 vs. Chas. Southern, 11/8  
 Assts ..... 5 vs. Chas. Southern, 11/8  
 Min ..... 23 vs. Alabama, 1/19

## Season Highs – SEC Games

Pts ..... 5, 2x, last vs. Arkansas, 2/9  
 FG ..... 2, 2x, last vs. Alabama, 1/19  
 FGA ..... 5 vs. Alabama, 1/19  
 3FG ..... 1 at Texas A&M, 1/16  
 3FGA ..... 1 at Texas A&M, 1/16  
 FT ..... 3 vs. Arkansas, 2/9  
 FTA ..... 3 vs. Arkansas, 2/9  
 Rebs ..... 3 vs. Alabama, 1/19  
 Off Rebs ..... 1, 3x, last at Miss. St., 2/6  
 Def Rebs ..... 3 at Kentucky, 2/20  
 Blks .....  
 Stls ..... 1, 5x, last vs. Arkansas, 2/9  
 Assts ..... 3 vs. Alabama, 1/19  
 Min ..... 23 vs. Alabama, 1/19

## Career Stats at South Carolina

Year	GP	GS	Min	Avg	FG	FGA	Pct	3FG	FGA	Pct	FT	FTA	Pct	Off	Def	Tot	Avg	PF	FO	A	TO	Blk	Stl	Pts	Avg
2013-14	24	1	239	10.0	18	34	.529	1	2	.500	18	24	.750	11	26	37	1.5	23	0	27	13	2	13	55	2.3



# ELEM IBIAM

6-4 • Junior • Center  
Fayetteville, Ga. • Fayette County

# #33

## Miscellaneous Stats

	Season	Career
Double-Double	0	1
10+ Points	14	21
10+ Rebounds	1	3
5+ Blocks	4	6
Tm-High Pts.	3	5
Tm-High Rebs.	4	11

- Has started all 26 games this season
- Leads the SEC and ranks 23rd in the nation with 2.5 blocks per game ... Has 12 games of three or more blocks
- Now holds school record for single-season blocks at 66 and is seventh in career blocks at 113
- Has led the team in scoring three times (Seton Hall, at Charlotte, Alabama)
- Has led the team in rebounding four times (Seton Hall, at Charlotte, SC State, at Vanderbilt)
- Scored six of her 16 points at #15/15 Kentucky in the first four minutes of the second half as Gamecocks stretched lead to 17
- Broke the Gamecock single-season record with five of her seven blocks at Mississippi State (Feb. 6) in the first half, making the most by a Gamecock in an SEC game ... two blocks in second half came with Bulldogs within four in final three minutes
- Became just ninth Gamecock all-time to reach 100 career blocks with her five against Ole Miss (Jan. 30)
- Dominated first half at Vanderbilt (Jan. 26) helping team to halftime lead while three other starters sat with two fouls, posting eight points and six rebounds in opening period
- Scored nine points in each half against Alabama (Jan. 19) to lead the team in scoring with 18 points in just 21 minutes
- Pulled down a career-high 12 rebounds at Texas A&M (Jan. 16)
- Tied the Gamecock record for blocks in an SEC game and for fourth in Colonial Life Arena history with six against #9/10 Kentucky (Jan. 9), including four in second half,
- Scored seven straight points during Gamecocks 10-minute run in first half against Vanderbilt (Jan. 5) that turned two-point deficit into 11-point halftime lead
- Was great on the glass in second half against Winthrop (Dec. 20), grabbing seven of her team-high nine in the second period to help hold off rally
- Anchored the paint against #14/13 North Carolina (Dec. 18), shooting 7-of-10 from the field and blocking four shots
- Matched her career high with 19 points at Charlotte (Dec. 8), dominating first half with 10 points and six (of her nine total) rebounds
- Scored seven of her 11 points and grabbed six of her eight rebounds against Louisiana Tech (Nov. 10) in the first 10 minutes of the second half
- Tied for fourth-best perfect shooting night in Colonial Life Arena history, going 7-of-7 from the field against Charleston Southern (Nov. 8)
- Matched her career high and third in Colonial Life Arena history with five blocks against Charleston Southern (Nov. 8)

## 2013-14 Game-by-Game

Opponent	Date	GS	MIN	FG-A	3FG-A	FTA	Reb	PF	A	TO	B	S	TP
Chas. Sthrn.	11/08	*	20	7-7	0-0	3-5	1-5-6	0	0	1	5	2	17
LA Tech	11/10	*	24	3-6	0-0	5-10	2-6-8	5	1	3	3	1	11
CofC	11/14	*	23	5-8	0-0	2-5	2-4-6	2	0	0	3	1	12
Seton Hall	11/17	*	29	5-10	0-0	8-9	1-7-8	2	0	2	3	0	18
at Clemson	11/20	*	25	5-6	0-0	0-0	3-3-6	2	1	0	1	1	10
at San Diego State	11/23	*	21	2-3	0-0	1-2	1-3-4	3	1	1	1	1	5
at USC	11/25	*	19	2-5	0-0	0-0	2-3-5	5	1	2	2	0	4
NC Central	12/02	*	20	0-1	0-0	2-2	0-3-3	2	0	1	1	0	2
at Charlotte	12/08	*	30	7-14	0-0	5-7	2-7-9	2	0	1	3	1	19
vs. N. Carolina	12/18	*	33	7-10	0-0	0-0	3-2-5	4	1	1	4	2	14
Winthrop	12/20	*	32	6-12	0-0	0-0	2-7-9	2	0	1	3	0	12
SC State	12/22	*	25	4-10	0-0	1-2	5-4-9	1	1	2	1	1	9
Savannah St.	12/28	*	18	1-7	0-0	3-4	3-6-9	3	0	0	1	1	5
at Arkansas*	01/02	*	15	1-4	0-0	2-2	1-3-4	4	0	1	1	0	4
Vanderbilt*	01/05	*	20	3-4	0-0	5-6	2-6-8	4	0	2	2	0	11
Kentucky*	01/09	*	16	4-8	0-0	1-1	0-4-4	4	0	1	6	0	9
at Auburn*	01/12	*	24	2-3	0-0	0-0	1-2-3	2	0	1	1	0	4
at Texas A&M*	01/16	*	34	2-6	0-0	0-2	2-10-12	2	2	3	4	0	4
Alabama*	01/19	*	21	7-11	0-0	4-4	2-5-7	3	1	0	2	0	18
at Vanderbilt*	01/26	*	32	4-8	0-0	2-2	1-8-9	4	0	3	1	0	10
Ole Miss*	01/30	*	18	6-7	0-0	2-2	2-6-8	5	0	2	5	0	14
Missouri*	02/02	*	24	3-4	0-0	4-6	2-4-6	3	0	2	3	0	10
at Miss. State*	02/06	*	23	2-4	0-0	1-1	2-3-5	3	0	1	7	0	5
Arkansas*	02/09	*	25	4-8	0-0	2-2	3-3-6	3	0	2	2	0	10
at LSU*	02/16	*	21	0-5	0-0	1-2	2-5-7	1	0	1	1	0	1
at Kentucky*	02/20	*	22	7-9	0-0	2-2	2-2-4	3	0	5	0	1	16
Florida*	02/23												
Georgia*	02/27												
at Tennessee*	03/02												

## Career Highs – All Games

Pts ... 19, 2x, last at Charlotte, 12/8/13  
 FG ..... 8 vs. Alabama, 3/7/13  
 FGA ..... 14 at Charlotte, 12/8/13  
 FG % ..... 1.00 (7-7) vs. CSU, 11/8/13  
 FT ..... 8 vs. Seton Hall, 11/17/13  
 FTA ..... 10 vs. LA Tech, 11/10/13  
 Rebs ..... 12 at Texas A&M, 1/16/14  
 Off Rebs ..... 6 vs. Elon, 11/9/12  
 Def Rebs ..... 10 at Texas A&M, 1/16/14  
 Blks ..... 7 at Miss. State, 2/6/14  
 Assts ... 3 vs. South Dakota St., 3/23/13  
 Min ..... 34 at Texas A&M, 1/16/14

## Season Highs – All Games

Pts ..... 19 at Charlotte, 12/8  
 FG ..... 7, 5x, last at Kentucky, 2/20  
 FGA ..... 14 at Charlotte, 12/8  
 FG % ..... 1.00 (7-7) vs. CSU, 11/8  
 FT ..... 8 vs. Seton Hall, 11/17  
 FTA ..... 10 vs. LA Tech, 11/10  
 Rebs ..... 12 at Texas A&M, 1/16  
 Off Rebs ..... 5, vs. SC State, 12/22  
 Def Rebs ..... 10 at Texas A&M, 1/16  
 Blks ..... 7 at Miss. State, 2/6  
 Assts ..... 2 at Texas A&M, 1/16  
 Min ..... 34 at Texas A&M, 1/16

## Career Highs – SEC Games

Pts ..... 18 vs. Alabama, 1/19/14  
 FG ..... 7, 2x, last at Kentucky, 2/20/14  
 FGA ..... 11 vs. Alabama, 1/19/14  
 FG % ... .857 (6-7), 2x, last vs. Ole Miss, 1/30/14  
 FT ..... 5, 2x, last vs. Vanderbilt, 1/5/14  
 FTA ..... 8 vs. Mississippi State, 2/24/13  
 Rebs ..... 12 at Texas A&M, 1/16/14  
 Off Rebs ..... 4, 2x, last vs. Ky., 1/24/13  
 Def Rebs ..... 10 at Texas A&M, 1/16/14  
 Blks ..... 7 at Miss. State, 2/6/14  
 Assts ..... 2 at Texas A&M, 1/16/14  
 Min ..... 34 at Texas A&M, 1/16/14

## Season Highs – SEC Games

Pts ..... 18 vs. Alabama, 1/19  
 FG ..... 7, 2x, last at Kentucky, 2/20  
 FGA ..... 11 vs. Alabama, 1/19  
 FG % ... .857 (6-7), vs. Ole Miss, 1/30  
 FT ..... 5 vs. Vanderbilt, 1/5  
 FTA ..... 6, 2x, last vs. Missouri, 2/2  
 Rebs ..... 12 at Texas A&M, 1/16  
 Off Rebs ..... 3 vs. Arkansas, 2/9  
 Def Rebs ..... 10 at Texas A&M, 1/16  
 Blks ..... 7 at Miss. State, 2/6  
 Assts ..... 2 at Texas A&M, 1/16  
 Min ..... 34 at Texas A&M, 1/16

## Career Stats at South Carolina

Year	GP	GS	Min	Avg	FG	FGA	Pct	3FG	FGA	Pct	FT	FIA	Pct	Off	Def	Tot	Avg	PF	FO	A	TO	Blk	Stl	Pts	Avg
2011-12	25	0	197	7.9	26	59	.441	0	1	.000	22	35	.629	34	40	74	3.0	33	0	4	16	17	2	74	3.0
2012-13	30	0	472	15.7	64	131	.489	0	0	—	32	64	.500	52	83	135	4.5	48	1	8	20	30	11	160	5.3
2013-14	26	26	614	23.6	99	180	.550	0	0	—	56	78	.718	49	121	170	6.5	74	3	9	39	66	12	254	9.8
<b>Career Totals</b>	<b>81</b>	<b>26</b>	<b>1283</b>	<b>15.8</b>	<b>189</b>	<b>370</b>	<b>.511</b>	<b>0</b>	<b>1</b>	<b>.000</b>	<b>110</b>	<b>177</b>	<b>.621</b>	<b>135</b>	<b>244</b>	<b>379</b>	<b>4.7</b>	<b>155</b>	<b>4</b>	<b>21</b>	<b>75</b>	<b>113</b>	<b>25</b>	<b>488</b>	<b>6.0</b>



# TIFFANY MITCHELL

5-9 • Sophomore • Guard  
Charlotte, N.C. • Providence Day

# #25

## Miscellaneous Stats

	Season	Career
Double-Double	1	3
20+ Points	3	4
10+ Points	23	37
10+ Rebounds	1	6
5+ Assists	7	7
5+ Steals	4	5
Tm-High Pts.	10	17
Tm-High Rebs.	2	8
Tm-High Assts.	13	15

- Earned spots on the Naismith Trophy Midseason 30 and the Wade Trophy and Dawn Staley Award Watch Lists
- Ranks 10th in the SEC in scoring, 4th in steals (2.1), ninth in assists (3.7) ... In SEC play, only player to rank in points (10th, 15.2), rebounds (20th, 6.2), assists (9th, 3.7) and steals (8th, 1.8)
- Has led team in scoring 10 times (at USC, NCCU, Winthrop, Savannah St., at Ark., Ky., at Aub., at Vandy, Mizzou, at LSU)
- Has led the team in assists 13 times (at Clemson, at San Diego St., at USC, at Charlotte, Winthrop, SC State, at Texas A&M, Alabama, at Vanderbilt, Ole Miss, Arkansas, at LSU, at Kentucky)
- Posted all 12 of her points and all seven of her rebounds at #15/15 Kentucky (Feb. 20) in the second half, scoring five straight points after Wildcats got within 11 midway through
- Scored 11 of her 19 points at #19/17 LSU (Feb. 16) in second half, including six in final 4:00 to turn seven-point lead into 17-point edge ... added seven rebounds and seven assists
- Had six rebounds in the first half alone against Arkansas (Feb. 9) and tied for team-high honors with four assists.
- Turned in her first career 20-point SEC game against Missouri (Feb. 2), including eight free throws
- Matched career high with eight assists against Ole Miss (Jan. 30)
- Scored four straight points, including layup off her fourth steal of the game, with under minute to play to key win at #16/19 Vanderbilt (Jan. 26)
- Dished out eight assists against Alabama (Jan. 19), seven of which came in the first half as Gamecocks established significant halftime lead
- Scored five points in final 20 seconds at #25/21 Texas A&M (Jan. 16) to send game to overtime, during which she added four points in bid for victory
- Swiped career-high six steals at Auburn (Jan. 12) and scored six of her 18 points during an 8-0 run after Tigers cut lead to three with five minutes to play
- Sank 4-of-4 free throws in final two minutes to ice win over Vanderbilt (Jan. 5), finishing with 19 points
- Grabbed two defensive rebounds and hit 4-of-4 free throws in final 30 seconds to secure win at Arkansas (Jan. 2) en route to first double-double of the season
- Netted 12 of her 18 points against Savannah State (Dec. 28) at free throw line, scoring seven points during key 17-5 run late in first half
- Key element in holding off second-half charge from Winthrop (Dec. 20), scoring 12 points in second half en route to her total of 20, which included a career-high four 3s
- Scored 16 of her 18 points against #14/13 North Carolina (Dec. 18) in second half, highlighted by four during a 14-3 run that included a layup after stealing an inbound pass under the basket to bring team within two after trailing by 12 at half, and team's lone 3-pointer to pull within four with 4:23 to play
- Recorded 11 of her 15 points at Charlotte (Dec. 8) in the first half to keep Gamecocks just ahead of upset-minded 49ers
- Scored 12 of her 17 points at San Diego State in the second half, while handing out six of her career-high nine assists in the final 20 minutes as well

## 2013-14 Game-by-Game

Opponent	Date	GS	MIN	FG-A	3FG-A	FTA	Reb	PF	A	TO	B	S	TP
Chas. Sthrn.	11/08	*	21	6-10	0-0	0-0	1-0-1	0	1	0	0	5	12
LA Tech	11/10	*	27	4-9	1-4	1-3	0-4-4	1	3	2	0	1	10
CofC	11/14	*	26	3-7	2-3	3-7	3-5-8	1	1	2	0	0	11
Seton Hall	11/17	*	36	5-10	2-3	3-6	1-2-3	2	4	1	0	1	15
at Clemson	11/20	*	28	6-10	2-4	0-0	2-4-6	0	5	4	0	2	14
at San Diego State	11/23	*	26	6-10	1-2	4-5	1-2-3	2	9	1	0	3	17
at USC	11/25	*	34	6-9	0-1	10-13	3-3-6	3	4	6	0	5	22
NC Central	12/02	*	14	7-9	2-3	3-4	1-2-3	1	1	1	0	3	19
at Charlotte	12/08	*	36	4-9	0-2	7-7	1-2-3	0	4	3	0	3	15
vs. N. Carolina	12/18	*	34	4-13	1-2	9-10	2-3-5	3	1	3	0	2	18
Winthrop	12/20	*	34	7-9	4-5	2-5	0-1-1	3	7	6	0	1	20
SC State	12/22	*	31	2-8	1-3	0-0	4-5-9	0	4	1	0	1	5
Savannah St.	12/28	*	27	3-5	0-1	12-16	0-7-7	0	4	3	0	5	18
at Arkansas*	01/02	*	35	5-10	0-0	6-8	3-8-11	4	1	3	0	1	16
Vanderbilt*	01/05	*	36	6-9	2-2	5-6	0-4-4	4	4	1	1	3	19
Kentucky*	01/09	*	39	5-11	0-1	7-8	0-7-7	2	3	2	2	2	17
at Auburn*	01/12	*	35	6-13	1-2	5-5	0-2-2	3	1	7	0	6	18
at Texas A&M*	01/16	*	38	8-11	2-2	1-2	1-7-8	4	1	4	0	0	19
Alabama*	01/19	*	30	2-8	1-2	2-2	0-6-6	0	8	1	2	1	7
at Vanderbilt*	01/26	*	36	7-12	0-0	0-0	1-6-7	4	3	3	1	4	14
Ole Miss*	01/30	*	30	4-9	1-2	6-6	0-3-3	1	8	0	1	2	15
Missouri*	02/02	*	37	5-10	2-2	8-11	3-6-0	2	3	5	0	4	20
at Miss. State*	02/06	*	19	1-3	1-1	4-4	1-1-2	2	0	5	0	0	7
Arkansas*	02/09	*	29	5-9	1-2	4-4	1-7-8	3	4	0	1	0	15
at LSU*	02/16	*	35	5-7	3-3	6-6	1-6-7	2	7	4	0	0	19
at Kentucky*	02/20	*	27	3-9	1-2	5-5	2-5-7	3	5	2	0	0	12
Florida*	02/23												
Georgia*	02/27												
at Tennessee*	03/02												

## Career Highs – All Games

Pts ..... 22 at USC, 11/25/13  
 FG ..... 8, 2x, last at Texas A&M, 1/16/14  
 FGA ..... 17 vs. Tennessee, 1/3/13  
 3FG ..... 4 vs. Winthrop, 12/20/13  
 3FGA ..... 5 vs. Winthrop, 12/20/13  
 FT ..... 12 vs. Savannah St., 12/28/13  
 FTA ..... 16 vs. Savannah St., 12/28/13  
 Rebs ..... 11, 5x, last at Arkansas, 1/2/14  
 Off Rebs ..... 6 at Florida, 1/20/13  
 Def Rebs ..... 8, 3x, last at Arkansas, 1/2/14  
 Stls ..... 6 at Auburn, 1/12/14  
 Assts ..... 9 at San Diego State, 11/23/13  
 Min ..... 39 vs. Kentucky, 1/9/14

## Season Highs – All Games

Pts ..... 22 at USC, 11/25  
 FG ..... 8 at Texas A&M, 1/16  
 FGA ..... 13, 2x, last at Auburn, 1/12  
 3FG ..... 4 vs. Winthrop, 12/20  
 3FGA ..... 5 vs. Winthrop, 12/20  
 FT ..... 12 vs. Savannah St., 12/28  
 FTA ..... 16 vs. Savannah St., 12/28  
 Rebs ..... 11 at Arkansas, 1/2  
 Off Rebs ..... 4 vs. SC State, 12/22  
 Def Rebs ..... 8 at Arkansas, 1/2  
 Stls ..... 6 at Auburn, 1/12  
 Assts ..... 9 at San Diego State, 11/23  
 Min ..... 39 vs. Kentucky, 1/9

## Career – SEC Games

Pts ..... 20 vs. Missouri, 2/2/14  
 FG ..... 8 at Texas A&M, 1/16/14  
 FGA ..... 17 vs. Tennessee, 1/3/13  
 3FG ..... 3 at LSU, 2/16/14  
 3FGA ..... 3, 5x, last at LSU, 2/16/14  
 FT ..... 8 vs. Missouri, 2/2/14  
 FTA ..... 11 vs. Missouri, 2/2/14  
 Rebs ..... 11, 2x, last at Arkansas, 1/2/14  
 Off Rebs ..... 6 at Florida, 1/20/13  
 Def Rebs ..... 8 at Arkansas, 1/2/14  
 Stls ..... 6 at Auburn, 1/12/14  
 Assts ..... 8, 2x, last vs. Ole Miss, 1/30/14  
 Min ..... 39 vs. Kentucky, 1/9/14

## Season Highs – SEC Games

Pts ..... 20 vs. Missouri, 2/2  
 FG ..... 8 at Texas A&M, 1/16  
 FGA ..... 13 at Auburn, 1/12  
 3FG ..... 3 at LSU, 2/16  
 3FGA ..... 3 at LSU, 2/16  
 FT ..... 8 vs. Missouri, 2/2  
 FTA ..... 11 vs. Missouri, 2/2  
 Rebs ..... 11 at Arkansas, 1/2  
 Off Rebs ..... 3, 2x, last vs. Missouri, 2/2  
 Def Rebs ..... 8 at Arkansas, 1/2  
 Stls ..... 6 at Auburn, 1/12  
 Assts ..... 8, 2x, last vs. Ole Miss, 1/30  
 Min ..... 39 vs. Kentucky, 1/9

## Career Stats at South Carolina

Year	GP	GS	Min	Avg	FG	FGA	Pct	3FG	FGA	Pct	FT	FTA	Pct	Off	Def	Tot	Avg	PF	FO	A	TO	Blk	Stl	Pts	Avg
2012-13	33	30	927	28.1	107	282	.379	22	60	.367	68	111	.613	60	109	169	5.1	64	1	43	82	4	44	304	9.2
2013-14	26	26	800	30.8	125	239	.523	31	54	.574	113	143	.790	32	108	140	5.4	50	0	96	70	8	55	394	15.2
<b>Career Totals</b>	<b>59</b>	<b>56</b>	<b>1727</b>	<b>29.3</b>	<b>232</b>	<b>521</b>	<b>.445</b>	<b>53</b>	<b>114</b>	<b>.465</b>	<b>181</b>	<b>254</b>	<b>.713</b>	<b>92</b>	<b>217</b>	<b>309</b>	<b>5.2</b>	<b>114</b>	<b>1</b>	<b>139</b>	<b>152</b>	<b>12</b>	<b>99</b>	<b>698</b>	<b>11.8</b>



# WILKA MONTOUT

**6-3 • Senior • Forward**  
**Cayenne, Fr. Guiana • NE Okla. A&M**

# #12

- Has played in 23 games
- Grabbed offensive rebound and hit baseline jumper to keep Gamecocks in front late in first half at Vanderbilt (Jan. 26) despite three starters on bench with foul trouble
- Posted her career SEC high with six points in just nine minutes against Alabama (Jan. 19)
- Saw a season-high 23 minutes against NC Central (Dec. 2)
- Snagged a career-high eight rebounds against College of Charleston (Nov. 14)
- Opened season with seven points on 2-of-4 shooting, including a 3, and blocked two shots against Charleston Southern (Nov. 8)

## Miscellaneous Stats

	Season	Career
Double-Double	0	0
10+ Points	0	2
10+ Rebounds	0	0
5+ Blocks	0	0
Tm-High Pts.	0	0
Tm-High Rebs.	0	0

## 2013-14 Game-by-Game

Opponent	Date	GS	MIN	FG-A	3FG-A	FTA	Reb	PF	A	TO	B	S	TP
Chas. Sthrn.	11/08	21	2-4	1-1	2-5	1-3-4	3	1	1	2	1	7	
LA Tech	11/10	11	0-0	0-0	0-0	3-0-3	0	0	0	0	0	0	
CofC	11/14	16	1-6	0-2	0-4	5-3-8	2	0	2	1	0	2	
Seton Hall	11/17	7	0-0	0-0	0-0	0-0-0	1	1	1	0	0	0	
at Clemson	11/20	13	0-6	0-0	1-2	2-2-4	0	0	1	0	0	1	
at San Diego State	11/23	17	1-2	0-1	0-0	0-2-2	3	0	1	0	0	2	
at USC	11/25	9	0-0	0-0	0-0	0-2-2	0	1	0	0	0	0	
NC Central	12/02	23	2-6	1-3	0-0	1-0-1	2	1	1	0	0	5	
at Charlotte	12/08	8	1-2	1-1	0-0	2-0-2	1	0	0	0	0	3	
vs. N. Carolina	12/18	2	0-1	0-1	0-0	0-1-1	0	0	0	0	0	0	
Winthrop	12/20	6	1-2	0-1	0-0	2-1-3	0	0	0	0	0	0	
SC State	12/22	10	1-5	0-0	0-2	3-2-5	0	0	1	1	0	2	
Savannah St.	12/28	17	0-0	0-0	0-2	0-0-0	2	0	0	0	0	0	
at Arkansas*	01/02	— DNP (Coach's Decision) —											
Vanderbilt*	01/05	— DNP (Coach's Decision) —											
Kentucky*	01/09	— DNP (Coach's Decision) —											
at Auburn*	01/12	4	0-0	0-0	0-0	0-1-1	1	1	0	0	0	0	
at Texas A&M*	01/16	4	0-0	0-0	1-2	1-0-1	2	0	1	0	0	1	
Alabama*	01/19	9	2-2	2-2	0-0	0-1-1	3	0	1	0	0	6	
at Vanderbilt*	01/26	4	1-1	0-0	2-2	1-0-1	0	0	0	0	0	4	
Ole Miss*	01/30	13	2-2	0-0	0-0	2-0-2	2	0	0	0	0	4	
Missouri*	02/02	5	0-1	0-1	0-0	0-0-0	0	0	0	0	0	0	
at Miss. State*	02/06	4	0-1	0-1	0-0	0-0-0	0	0	0	0	0	0	
Arkansas*	02/09	2	0-0	0-0	0-0	0-0-0	0	0	0	0	0	0	
at LSU*	02/16	7	1-1	0-0	0-0	0-2-2	0	0	0	0	0	2	
at Kentucky*	02/20	1	0-0	0-0	0-0	0-1-1	0	0	1	1	0	0	
Florida*	02/23												
Georgia*	02/27												
at Tennessee*	03/02												

## Career Highs – All Games

**Pts** ..... 12 vs. Louisiana Tech, 11/12/12  
**FG** ..... 4, 3x, last vs. Furman, 12/9/12  
**FGA**... 13 vs. Savannah State, 11/15/12  
**FG %**..... 1.00 (2-2), 2x, last vs. Ole Miss, 1/30/14  
**3FG**..... 2 vs. Alabama, 1/19/14  
**3FGA**... 3, 4x, last vs. NCCU, 12/2/13  
**3FG %**... 1.00 (2-2) vs. Alabama, 1/19/14  
**FT**..... 3 at LA Tech, 11/12/12  
**FTA**..... 5 vs. Chas. Southern, 11/8/13  
**FT %**.... 1.00 (2-2), 5x, last at Vanderbilt, 1/26/14  
**Rebs**.. 8 vs. C. of Charleston, 11/14/13  
**Off Rebs** .. 5, 2x, last vs. CofC, 11/14/13  
**Def Rebs**... 3, 3x, last vs. CofC, 11/14/13  
**Blks**... 2, 2x, last vs. Chas. Sthrn., 11/8/13  
**Stls**.... 1, 4x, last vs. Chas. Sthrn., 11/8/13  
**Assts**..... 2, 2x, last vs. Vanderbilt, 1/10/13  
**Min**..... 24 vs. Savannah State, 11/15/12

## Season Highs – All Games

**Pts** ..... 7 vs. Charleston Southern, 11/8  
**FG** ..... 2, 4x, last vs. Ole Miss, 1/30  
**FGA**... 6, 3x, last vs. NC Central, 12/2  
**FG %**..... 1.00 (2-2), 2x, last vs. Ole Miss, 1/30/14  
**3FG** ..... 2 vs. Alabama, 1/19  
**3FGA**..... 3 vs. NC Central, 12/2  
**3FG %**... 1.00 (2-2) vs. Alabama, 1/19  
**FT**..... 2, 2x, last at Vanderbilt, 1/26  
**FTA**..... 5 vs. Chas. Southern, 11/8  
**FT %**..... 1.00 (2-2), at Vanderbilt, 1/26  
**Rebs**..... 8 vs. C. of Charleston, 11/14  
**Off Rebs** ..... 5 vs. CofC, 11/14  
**Def Rebs**..... 3, 2x, last vs. CofC, 11/14  
**Blks** ... 2 vs. Charleston Southern, 11/8  
**Stls**..... 1 vs. Charleston Southern, 11/8  
**Assts** ..... 1, 5x, last at Auburn, 1/12  
**Min**..... 23 vs. NC Central, 12/2

## Career – SEC Games

**Pts** ..... 6 vs. Alabama, 1/19/14  
**FG** ..... 2, 3x, last vs. Ole Miss, 1/30/14  
**FGA**... 3, 4x, last at Missouri, 2/28/13  
**FG %** ..... 1.00 (2-2), 2x, last vs. Ole Miss, 1/30/14  
**3FG** ..... 1, 2x, last vs. Auburn, 2/3/13  
**3FGA**... 3, 2x, last at Alabama, 2/7/13  
**3FG %**... 1.00 (2-2) vs. Alabama, 1/19/14  
**FT**..... 2, 2x, last at Vanderbilt, 1/26/14  
**FTA** .... 2, 3x, last at Vanderbilt, 1/26/14  
**FT %** .. 1.00 (2-2), 2x, last at Vandy, 1/26/14  
**Rebs**..... 4 at Mississippi State, 1/6/13  
**Off Rebs** .... 2, 2x, last vs. Ole Miss, 1/30/14  
**Def Rebs**... 3 at Mississippi St., 1/6/13  
**Blks** .... 1, 3x, last at Kentucky, 2/20/14  
**Stls**.....  
**Assts** ..... 2 vs. Vanderbilt, 1/10/13  
**Min**..... 15 at Mississippi State, 1/6/13

## Season Highs – SEC Games

**Pts** ..... 6 vs. Alabama, 1/19  
**FG** ..... 2, 2x, last vs. Ole Miss, 1/30  
**FGA**..... 2, 2, last vs. Ole Miss, 1/30  
**FG %** ..... 1.00 (2-2), 2x, last vs. Ole Miss, 1/30  
**3FG** ..... 2 vs. Alabama, 1/19  
**3FGA**..... 2 vs. Alabama, 1/19  
**3FG %**.... 1.00 (2-2) vs. Alabama, 1/19  
**FT**..... 2 at Vanderbilt, 1/26  
**FTA**..... 2, 2x, last at Vanderbilt, 1/26  
**FT %** ..... 1.00 (2-2), at Vanderbilt, 1/26  
**Rebs**..... 2, 2x, last at LSU, 2/16  
**Off Rebs** ..... 2 vs. Ole Miss, 1/30  
**Def Rebs**..... 2 at LSU, 2/16  
**Blks** ..... 1 at Kentucky, 2/20  
**Stls**.....  
**Assts** ..... 1 at Auburn, 1/12  
**Min**..... 13 vs. Ole Miss, 1/30

## Career Stats at South Carolina

Year	GP	GS	Min	Avg	FG	FGA	Pct	3FG	FGA	Pct	FT	FIA	Pct	Off	Def	Tot	Avg	PF	FO	A	TO	Blk	Stl	Pts	Avg
2012-13	29	0	293	10.1	26	94	.277	6	32	.188	13	19	.684	27	16	43	1.5	26	0	8	16	7	3	71	2.4
2013-14	23	0	222	9.7	15	42	.357	5	14	.357	6	19	.316	23	21	44	1.9	22	0	5	11	5	1	41	1.8
<b>Career Totals</b>	<b>52</b>	<b>0</b>	<b>515</b>	<b>9.9</b>	<b>41</b>	<b>136</b>	<b>.301</b>	<b>11</b>	<b>46</b>	<b>.239</b>	<b>19</b>	<b>38</b>	<b>.500</b>	<b>50</b>	<b>37</b>	<b>87</b>	<b>1.7</b>	<b>48</b>	<b>0</b>	<b>13</b>	<b>27</b>	<b>12</b>	<b>4</b>	<b>112</b>	<b>2.2</b>



# LeANNA MORRISON

5-5 • R-Sophomore • Guard  
Monck's Corner, S.C. • Charlotte

# #21

- Has played in 17 games
- Scored her first field goal in an SEC game with a jumper in the second half against Arkansas (Feb. 9)
- Recorded her first SEC point on a free throw against Ole Miss (Jan. 30)
- Got a season-high 12 minutes against NC Central (Dec. 2), hitting her first career field goal – a 3-pointer in the second half
- Scored her first career points in her fourth game in the Garnet and Black, adding a pair of free throws against Seton Hall (Nov. 17)

## Miscellaneous Stats

	Season	Career
Double-Double	0	0
10+ Points	0	0
10+ Rebounds	0	0
5+ Assists	0	0
Tm-High Pts.	0	0
Tm-High Assts.	0	0

## 2013-14 Game-by-Game

Opponent	Date	GS	MIN	FG-A	3FG-A	FTA	Reb	PF	A	TO	B	S	TP
Chas. Sthrn.	11/08	7	0-0	0-0	0-0	0-1-1	1	1	1	0	0	0	0
LA Tech	11/10	1	0-1	0-1	0-0	0-0-0	0	0	0	0	0	0	0
CofC	11/14	6	0-3	0-2	0-0	1-0-1	1	1	0	0	0	0	0
Seton Hall	11/17	2	0-0	0-0	2-2	0-0-0	0	0	0	0	0	1	2
at Clemson	11/20	2	0-0	0-0	0-0	0-0-0	0	0	0	0	0	0	0
at San Diego State	11/23	4	0-1	0-1	0-0	1-0-1	0	1	0	0	0	0	0
at USC	11/25	1	0-0	0-0	0-0	0-0-0	0	0	0	0	0	0	0
NC Central	12/02	12	1-3	1-2	0-0	2-0-2	0	0	0	0	0	0	3
at Charlotte	12/08	1	0-0	0-0	2-4	0-0-0	0	0	0	0	0	0	2
vs. N. Carolina	12/18	— DNP (Coach's Decision) —											
Winthrop	12/20	— DNP (Coach's Decision) —											
SC State	12/22	5	0-1	0-1	0-0	0-1-1	0	0	0	0	0	0	0
Savannah St.	12/28	8	0-0	0-0	1-2	0-2-2	2	0	1	0	0	0	1
at Arkansas*	01/02	— DNP (Coach's Decision) —											
Vanderbilt*	01/05	— DNP (Coach's Decision) —											
Kentucky*	01/09	— DNP (Coach's Decision) —											
at Auburn*	01/12	— DNP (Coach's Decision) —											
at Texas A&M*	01/16	— DNP (Coach's Decision) —											
Alabama*	01/19	2	0-0	0-0	0-0	0-0-0	0	0	0	0	0	0	0
at Vanderbilt*	01/26	— DNP (Coach's Decision) —											
Ole Miss*	01/30	3	0-1	0-1	1-2	0-0-0	3	0	0	0	0	0	1
Missouri*	02/02	1	0-0	0-0	0-0	0-0-0	0	0	0	0	0	0	0
at Miss. State*	02/06	— DNP (Coach's Decision) —											
Arkansas*	02/09	2	1-1	0-0	0-0	1-0-1	0	0	0	0	0	0	2
at LSU*	02/16	1	0-0	0-0	0-0	0-0-0	0	0	0	0	0	0	0
at Kentucky*	02/20	1	0-0	0-0	0-0	0-0-0	0	0	0	0	0	0	0
Florida*	02/23												
Georgia*	02/27												
at Tennessee*	03/02												

## Career Highs – All Games

Pts ..... 3 vs. NC Central, 12/2/13  
 FG ..... 1, 2x, last vs. Arkansas, 2/9/14  
 FGA..... 3, 2x, last vs. NCCU, 12/2/13  
 FG%.. 1.00 (1-1) vs. Arkansas, 2/9/14  
 3FG ..... 1 vs. NC Central, 12/2/13  
 3FGA... 2, 2x, last vs. NCCU, 12/2/13  
 3FG%..... .500 (1-2) vs. NCCU, 12/2/13  
 FT..... 2, 2x, last at Charlotte, 12/8/13  
 FTA..... 4 at Charlotte, 12/8/13  
 FT%...1.00 (2-2) vs. Seton Hall, 11/17/13  
 Rebs.....2, 2x, last vs. Sav. St., 12/28/13  
 Off Rebs .... 2 vs. NC Central, 12/2/13  
 Def Rebs..... 2 vs. Savannah St., 12/28/13  
 Stls..... 1 vs. Seton Hall, 11/17/13  
 Assts.....1, 3x, last at San Diego St., 11/23/13  
 Min..... 12 vs. NC Central, 12/2/13

## Season Highs – All Games

Pts .....3 vs. NC Central, 12/2  
 FG .....1, 2x, last vs. Arkansas, 2/9  
 FGA.... 3, 2x, last vs. NC Central, 12/2  
 FG% ..... 1.00 (1-1) vs. Arkansas, 2/9  
 3FG .....1 vs. NC Central, 12/2  
 3FGA.. 2, 2x, last vs. NC Central, 12/2  
 3FG%... .500 (1-2) vs. NC Central, 12/2  
 FT.....2, 2x, last at Charlotte, 12/8  
 FTA.....4 at Charlotte, 12/8  
 FT%.....1.00 (2-2) vs. Seton Hall, 11/17  
 Rebs.....2, 2x, last vs. Sav. St., 12/28  
 Off Rebs .....2 vs. NC Central, 12/2  
 Def Rebs.....2 vs. Savannah St., 12/28  
 Stls.....1 vs. Seton Hall, 11/17  
 Assts..... 1, 3x, last at San Diego St., 11/23  
 Min.....12 vs. NC Central, 12/2

## Career – SEC Games

Pts ..... 2 vs. Arkansas, 2/9/14  
 FG ..... 1 vs. Arkansas, 2/9/14  
 FGA..... 1, 2x, last vs. Arkansas, 2/9/14  
 FG %.. 1.00 (1-1) vs. Arkansas, 2/9/14  
 3FG .....  
 3FGA..... 1 vs. Ole Miss, 1/30/14  
 3FG % .....  
 FT ..... 1 vs. Ole Miss, 1/30/14  
 FTA ..... 2 vs. Ole Miss, 1/30/14  
 FT % ..... .500 (1-2), vs. Ole Miss, 1/30/14  
 Rebs ..... 1 vs. Arkansas, 2/9/14  
 Off Rebs ..... 1 vs. Arkansas, 2/9/14  
 Def Rebs.....  
 Stls.....  
 Assts .....  
 Min ..... 3 vs. Ole Miss, 1/30/14

## Season Highs – SEC Games

Pts .....2 vs. Arkansas, 2/9  
 FG .....1 vs. Arkansas, 2/9  
 FGA..... 1, 2x, last vs. Arkansas, 2/9  
 FG % ..... 1.00 (1-1) vs. Arkansas, 2/9  
 3FG .....  
 3FGA..... 1 vs. Ole Miss, 1/30  
 3FG % .....  
 FT ..... 1 vs. Ole Miss, 1/30  
 FTA ..... 2 vs. Ole Miss, 1/30  
 FT % ..... .500 (1-2), vs. Ole Miss 1/30  
 Rebs .....1 vs. Arkansas, 2/9  
 Off Rebs .....1 vs. Arkansas, 2/9  
 Def Rebs.....  
 Stls.....  
 Assts .....  
 Min ..... 3 vs. Ole Miss, 1/30

## Career Stats at South Carolina

Year	GP	GS	Min	Avg	FG	FGA	Pct	3FG	FGA	Pct	FT	FTA	Pct	Off	Def	Tot	Avg	PF	FO	A	TO	Blk	Stl	Pts	Avg
2013-14	17	0	59	3.5	2	11	.182	1	8	.125	6	10	.600	5	4	9	0.5	7	0	3	2	0	1	11	0.6



# TINA ROY

5-11 • R-Sophomore • Guard  
Kaplan, La. • Kaplan

# #23

## Miscellaneous Stats

	Season	Career
Double-Double	0	0
10+ Points	2	7
5+ Assists	2	2
5+ Steals	0	0
Tm-High Pts.	0	2
Tm-High Assts.	2	3

- Has played in 26 games with one start (at Charlotte)
- Scored six first-half points at #19/17 LSU (Feb. 16), including a 3 at end of 13-2 run to end the period
- Capped a 10-0 run with a 3-pointer in the first half against Arkansas (Feb. 9)
- Played fantastic all-around game to help Gamecocks to win at Mississippi State (Feb. 6) with career-high eight rebounds including one on defensive end after three Bulldog offensive boards with under four minutes left, then hit a 3 at end of the shot clock to turn tenuous four-point lead into manageable seven-point edge
- Tied her career SEC high with three assists against Alabama (Jan. 19)
- Hit a 3 from the left side to tie game at Auburn (Jan. 12) late in the first half after Gamecocks had trailed by 12 midway through period
- Posted best game of season against #9/10 Kentucky, scoring 11 points – all in her 12 minutes on the court in the first half – including nine during a 21-8 run that turned a one-point deficit at the 10-minute mark into a 10-point halftime lead
- Played a strong all-around game against Vanderbilt (Jan. 5), logging a career-high 31 minutes, including key moments in the second half to handle the Commodores pressure
- Drew her first career start at Charlotte (Dec. 8)
- Made solid contributions against NC Central (Dec. 2) with five assists and a career-high six rebounds
- Found her shooting stroke in two games on the West Coast, including 11 points at USC (Nov. 25) on 3-of-5 accuracy and a pair of 3s at San Diego State (Nov. 23)
- Opened the season with a career-high seven assists against Charleston Southern (Nov.)

## 2013-14 Game-by-Game

Opponent	Date	GS	MIN	FG-A	3FG-A	FTA	Reb	PF	A	TO	B	S	TP
Chas. Sthrn.	11/08	22	2-6	1-4	0-0	0-3-3	0	7	0	0	0	0	5
LA Tech	11/10	19	1-9	0-4	0-0	0-1-1	1	2	0	0	0	1	2
CofC	11/14	16	2-10	2-9	0-0	0-0-0	0	2	0	0	0	0	6
Seton Hall	11/17	12	1-1	1-1	2-2	0-2-2	0	1	1	0	0	0	5
at Clemson	11/20	15	1-4	0-3	1-1	2-1-3	1	0	2	0	0	0	3
at San Diego State	11/23	19	2-6	2-4	0-0	0-1-1	0	2	1	1	0	0	6
at USC	11/25	24	3-5	1-2	4-4	0-3-3	1	0	0	1	0	0	11
NC Central	12/02	25	1-7	0-4	0-0	1-5-6	0	5	0	0	0	0	2
at Charlotte	12/08	15	0-0	0-0	1-2	1-1-2	2	1	2	1	1	1	1
vs. N. Carolina	12/18	20	1-5	0-3	0-1	2-2-4	1	0	0	0	0	0	2
Winthrop	12/20	8	0-1	0-1	0-0	0-0-0	0	0	0	0	0	0	0
SC State	12/22	20	3-6	1-2	0-0	0-1-1	0	2	0	0	0	1	7
Savannah St.	12/28	19	1-5	0-1	0-0	0-2-2	1	2	1	0	1	0	2
at Arkansas*	01/02	6	0-2	0-1	0-0	0-2-2	1	0	0	1	0	0	0
Vanderbilt*	01/05	31	1-4	1-2	0-0	0-3-3	0	3	0	1	0	3	0
Kentucky*	01/09	24	5-10	1-3	0-3	0-2-2	0	3	1	0	0	0	11
at Auburn*	01/12	14	2-4	1-3	2-2	0-1-1	0	1	1	0	0	1	7
at Texas A&M*	01/16	10	0-4	0-2	1-2	0-1-1	0	0	0	0	0	0	1
Alabama*	01/19	20	3-9	0-3	0-0	0-2-2	0	3	0	1	0	0	6
at Vanderbilt*	01/26	10	0-1	0-1	0-0	0-1-1	1	1	2	0	0	0	0
Ole Miss*	01/30	15	1-2	1-2	0-0	0-1-1	0	2	2	0	0	0	3
Missouri*	02/02	10	0-3	0-1	0-0	1-0-1	1	0	1	0	0	0	0
at Miss. State*	02/06	26	2-4	1-3	0-0	1-7-8	2	4	0	2	0	0	5
Arkansas*	02/09	25	1-5	1-4	0-0	0-5-5	2	0	1	0	0	0	3
at LSU*	02/16	18	2-7	2-5	0-2	0-3-3	1	1	0	0	0	0	6
at Kentucky*	02/20	12	0-3	0-2	0-0	0-2-2	1	1	1	0	0	0	0
Florida*	02/23												
Georgia*	02/27												
at Tennessee*	03/02												

## Career Highs – All Games

Pts ..... 15 vs. Presbyterian, 11/27/11  
 FG ..... 5, 3x, last, vs. Kentucky, 1/9/13  
 FGA.....12 vs. Georgia, 3/2/12  
 3FG ..... 5 vs. Presbyterian, 11/27/11  
 3FGA..... 9, 2x, last vs. CofC, 11/14/13  
 FT..... 3 vs. C. of Charleston, 11/23/11  
 FTA.....4, 3x, last at USC, 11/25/13  
 Rebs..... 8 at Miss. State, 2/6/14  
 Off Rebs ..... 3 at LSU, 1/12/12  
 Def Rebs.....7 at Miss. State, 2/6  
 Stls..... 2 vs. Presbyterian, 11/27/11  
 Assts ..... 7 vs. Chas. Southern, 11/8/13  
 Minutes.....31 vs. Vanderbilt, 1/5/14

## Career – SEC Games

Pts .... 11, 2x, last vs. Kentucky, 1/9/14  
 FG ..... 5 vs. Kentucky, 1/9/14  
 FGA..... 10, vs. Kentucky, 1/9/14  
 3FG ..... 3 vs. Florida, 2/12/12  
 3FGA..... 7 at LSU, 1/12/12  
 FT..... 2, 3x, at Auburn, 1/12/14  
 FTA..... 3, 3x, last vs. Kentucky, 1/9/14  
 Rebs..... 8 at Miss. State, 2/6/14  
 Off Rebs ..... 3 at LSU, 1/12/12  
 Def Rebs.....7 at Miss. State, 2/6/14  
 Stls..... 1, 5x, last at Auburn, 1/12/14  
 Assts ..... 4 at Miss. State, 2/6/14  
 Min.....31 vs. Vanderbilt, 1/5/14

## Season Highs – All Games

Pts .....11, 2x, last vs. Kentucky, 1/9  
 FG .....5 vs. Kentucky, 1/9/13  
 FGA..... 10, 2x, last vs. Kentucky, 1/9  
 3FG.....2, 3x, last at LSU, 2/16  
 3FGA.....9, 2x, last vs. CofC, 11/14  
 FT.....4 at USC, 11/25  
 FTA.....4, 2x, last at USC, 11/25  
 Rebs.....8 at Miss. State, 2/6  
 Off Rebs .....2 at Clemson, 11/20  
 Def Rebs.....7 at Miss. State, 2/6  
 Stls.....1, 5x, last at Auburn, 1/12  
 Assts ..... 7 vs. Chas. Southern, 11/8  
 Minutes..... 31 vs. Vanderbilt, 1/5

## Season Highs – SEC Games

Pts .....11 vs. Kentucky, 1/9  
 FG .....5 vs. Kentucky, 1/9/13  
 FGA.....10 vs. Kentucky, 1/9  
 3FG ..... 2 at LSU, 2/16  
 3FGA..... 5 at LSU, 2/16  
 FT..... 2 at Auburn, 1/12  
 FTA.....3 vs. Kentucky, 1/9  
 Rebs.....8 at Miss. State, 2/6  
 Off Rebs ..... 1, 2x, last at Miss. St., 2/6  
 Def Rebs.....7 at Miss. State, 2/6  
 Stls..... 1 at Auburn, 1/12  
 Assts .....4 at Miss. State, 2/6  
 Min..... 31 vs. Vanderbilt, 1/5

## Career Stats at South Carolina

Year	GP	GS	Min	Avg	FG	FGA	Pct	3FG	FGA	Pct	FT	FIA	Pct	Off	Def	Tot	Avg	PF	FO	A	TO	Blk	Stl	Pts	Avg	
2011-12	34	0	383	11.3	53	181	.293	32	127	.252	10	22	.455	20	29	49	1.4	20	0	10	15	1	9	148	4.4	
2012-13	— Did Not Play —																									
2013-14	26	1	455	17.5	35	123	.285	16	70	.229	11	19	.579	8	52	60	2.3	16	0	43	16	8	5	97	3.7	
<b>Career Totals</b>	<b>60</b>	<b>1</b>	<b>838</b>	<b>14.0</b>	<b>88</b>	<b>304</b>	<b>.289</b>	<b>48</b>	<b>197</b>	<b>.244</b>	<b>21</b>	<b>41</b>	<b>.512</b>	<b>28</b>	<b>81</b>	<b>109</b>	<b>1.8</b>	<b>36</b>	<b>0</b>	<b>53</b>	<b>31</b>	<b>9</b>	<b>14</b>	<b>245</b>	<b>4.1</b>	



# KHADIJAH SESSIONS

5-8 • Sophomore • Guard  
Myrtle Beach, S.C. • Myrtle Beach

# #5

## Miscellaneous Stats

	Season	Career
Double-Double	0	0
10+ Points	8	14
5+ Assists	5	5
5+ Steals	0	0
Tm-High Pts.	0	3
Tm-High Assts.	7	10

- Has played in 21 games, starting the first 10 games before missing five with an ankle injury ... Has started the last seven games
- Averaged 11.4 points on 51.9 percent shooting in last five games
- Ranks 10th in SEC in free throw percentage
- Has led team in assists eight times (LA Tech, CofC, Seton Hall, NC Central, at Auburn, at Texas A&M, Missouri)
- Was perfect 3-of-3 from outside the arc for season-high 18 points at #15/15 Kentucky (Feb. 20), including two 3s in second half to hold off Wildcats
- Scored four of her nine points at #19/17 LSU (Feb. 16) from the free throw line on a pair of 1-and-1 opportunities late in the second half to hold off Lady Tigers
- Scored in double figures for third-straight game at Mississippi State (Feb. 6), including pair of free throws in final minute to seal win
- Hit a pair of free throws on a 1-and-1 opportunity to seal win at #16/19 Vanderbilt (Jan. 26)
- Picked up steal after forcing a jump ball with Gamecocks down by three with 15 seconds left at #25/21 Texas A&M (Jan. 16) to set up Tiffany Mitchell's game-tying 3 with six seconds to play
- Logged 28 minutes at Auburn (Jan. 12), the most since returning from injury, hitting a clutch 3 after Tigers had tied game for fourth time with seven minutes to play then iced win with a pair of free throws in final minute
- Returned to the court against #9/10 Kentucky (Jan. 9) for first time since an ankle injury suffered against #14/13 North Carolina (Dec. 18), hitting 3 on her first touch to get the Gamecock offense on track
- Dished out a career-high six assists against NC Central (Dec. 2) in just 20 minutes of action
- Posted her first career five-assist game against LA Tech (Nov. 10)

## 2013-14 Game-by-Game

Opponent	Date	GS	MIN	FG-A	3FG-A	FTA	Reb	PF	A	TO	B	S	TP
Chas. Sthrn.	11/08	*	17	3-6	1-1	3-5	0-2-2	0	3	0	0	2	10
LA Tech	11/10	*	27	3-8	1-4	0-0	1-0-1	1	5	2	0	2	7
CofC	11/14	*	17	0-4	0-2	2-2	0-1-1	2	4	1	0	0	2
Seton Hall	11/17	*	30	6-9	1-4	4-6	0-3-3	2	5	1	0	0	17
at Clemson	11/20	*	32	3-7	2-4	2-3	2-1-3	1	3	1	0	0	10
at San Diego State	11/23	*	30	4-9	2-5	2-3	0-0-0	1	5	1	0	4	12
at USC	11/25	*	37	2-7	1-2	2-4	0-1-1	2	3	4	0	2	7
NC Central	12/02	*	20	2-4	0-1	3-4	0-0-0	1	6	1	0	2	7
at Charlotte	12/08	*	29	2-8	0-2	2-2	1-1-2	3	3	1	0	0	6
vs. N. Carolina	12/18	*	27	1-8	0-3	2-4	0-2-2	1	1	2	0	2	4
Winthrop	12/20												
SC State	12/22												
Savannah St.	12/28												
at Arkansas*	01/02												
Vanderbilt*	01/05												
Kentucky*	01/09		15	1-3	1-2	0-2	0-1-1	1	0	1	0	0	3
at Auburn*	01/12		28	2-4	1-3	4-4	1-0-1	4	3	1	0	0	9
at Texas A&M*	01/16	*	21	0-4	0-0	2-2	0-0-0	2	3	2	0	1	2
Alabama*	01/19		17	1-1	1-1	0-0	0-0-0	1	3	2	0	0	3
at Vanderbilt*	01/26	*	26	2-3	0-0	2-2	1-2-3	4	0	3	0	0	6
Ole Miss*	01/30	*	23	3-5	1-2	4-5	0-2-2	2	3	1	1	1	11
Missouri*	02/02	*	34	3-7	0-3	7-12	0-2-2	3	6	2	0	4	13
at Miss. State*	02/06	*	26	4-5	1-2	5-7	0-2-2	2	3	3	0	0	14
Arkansas*	02/09	*	22	0-4	0-2	3-3	0-1-1	4	2	2	0	1	3
at LSU*	02/16	*	28	2-3	1-2	4-4	0-2-2	1	1	0	0	1	9
at Kentucky*	02/20	*	33	5-8	3-3	5-5	0-0-0	3	0	3	0	1	18
Florida*	02/23												
Georgia*	02/27												
at Tennessee*	03/02												

## Career Highs – All Games

Pts ..... 19 vs. Auburn, 2/3/13  
 FG... 6, 2x, last, vs. Seton Hall, 11/17/13  
 FGA.....15 at Missouri, 2/28/13  
 FG %... 1.00(1-1) vs. Alabama, 1/19/14  
 3FG ....3, 2x, last at Kentucky, 2/20/14  
 3FGA...6, 2x, last at Missouri, 2/28/13  
 3FG % 1.00(3-3) at Kentucky, 2/20/14  
 FT..... 8 vs. Auburn, 2/3/13  
 FTA..... 12 vs. Missouri, 2/2/14  
 FT % .... 1.00 (5-5), at Kentucky, 2/20/13  
 Rebs..... 5 at Florida, 1/20/13  
 Off Rebs .....3 at Missouri, 2/28/13  
 Def Rebs..... 3, 2x, last vs. Seton Hall, 11/17/13  
 Stls ..... 4, 3x, last vs. Missouri, 2/2/14  
 Assts ..... 6, 2x, last vs. Missouri, 2/2/14  
 Min..... 37 at USC, 11/25/13

## Season Highs – All Games

Pts ..... 18 at Kentucky, 2/20/13  
 FG .....6, 2x, last, vs. Seton Hall, 11/17/13  
 FGA... 9, 2x, last at San Diego St., 11/23/13  
 FG %..... 1.00(1-1) vs. Alabama, 1/19/14  
 3FG .....3 at Kentucky, 2/20/14  
 3FGA..... 5 at San Diego St., 11/23/13  
 3FG % .... 1.00(3-3) at Kentucky, 2/20/14  
 FT ..... 7 vs. Missouri, 2/2/14  
 FTA..... 12 vs. Missouri, 2/2/14  
 FT % .... 1.00 (5-5), at Kentucky, 2/20/13  
 Rebs..... 3, 3x, last at Vanderbilt, 1/26/13  
 Off Rebs .....2 at Clemson, 11/20/13  
 Def Rebs..... 3, 2x, last vs. Seton Hall, 11/17/13  
 Stls ..... 4, 2x, last vs. Missouri, 2/2/14  
 Assts ..... 6, 2x, last vs. Missouri, 2/2/14  
 Min..... 37 at USC, 11/25/13

## Career – SEC Games

Pts ..... 19 vs. Auburn, 2/3/13  
 FG ..... 6 at Missouri, 2/28/13  
 FGA ..... 15 at Missouri, 2/28/13  
 FG % . . 1.00 (1-1) vs. Alabama, 1/19/14  
 3FG ....3, 2x, last at Kentucky, 2/20/14  
 3FGA.... 6, 2x, last at Missouri, 2/28/13  
 3FG % 1.00(3-3) at Kentucky, 2/20/14  
 FT ..... 8 vs. Auburn, 2/3/13  
 FTA..... 12 vs. Missouri, 2/2/14  
 FT % .... 1.00 (5-5), at Kentucky, 2/20/13  
 Rebs..... 5 at Florida, 1/20/13  
 Off Rebs ..... 3 at Missouri, 2/28/13  
 Def Rebs..... 3 at Florida, 1/20/13  
 Stls .....4, 2x, last vs. Missouri, 2/2/14  
 Assts ..... 6 vs. Missouri, 2/2/14  
 Min..... 35 at Missouri, 2/28/13

## Season Highs – SEC Games

Pts ..... 18 at Kentucky, 2/20/13  
 FG ..... 5 at Kentucky, 2/20/13  
 FGA ..... 8 at Kentucky, 2/20/13  
 FG % .... 1.00 (1-1) vs. Alabama, 1/19/14  
 3FG ..... 3 at Kentucky, 2/20/14  
 3FGA..... 3, 3x, last at Kentucky, 2/20/14  
 3FG % .... 1.00(3-3) at Kentucky, 2/20/14  
 FT ..... 7 vs. Missouri, 2/2/14  
 FTA..... 12 vs. Missouri, 2/2/14  
 FT % .... 1.00 (5-5), at Kentucky, 2/20/13  
 Rebs..... 3 at Vanderbilt, 1/26/13  
 Off Rebs ..... 1, 2x, last at Vandy, 1/26/13  
 Def Rebs..... 2, 5x, last at LSU, 2/16/13  
 Stls ..... 4 vs. Missouri, 2/2/14  
 Assts ..... 6 vs. Missouri, 2/2/14  
 Min..... 34 vs. Missouri, 2/2/14

## Career Stats at South Carolina

Year	GP	GS	Min	Avg	FG	FGA	Pct	3FG	FGA	Pct	FT	FIA	Pct	Off	Def	Tot	Avg	PF	FO	A	TO	Blk	Stl	Pts	Avg
2012-13	33	3	570	17.3	53	151	.351	13	54	.241	72	109	.661	22	24	46	1.4	43	0	36	49	3	21	191	5.8
2013-14	21	18	539	25.7	49	117	.419	17	48	.354	58	79	.734	6	23	29	1.4	41	0	62	34	1	23	173	8.2
<b>Career Totals</b>	<b>54</b>	<b>21</b>	<b>1109</b>	<b>20.5</b>	<b>102</b>	<b>268</b>	<b>.381</b>	<b>30</b>	<b>102</b>	<b>.294</b>	<b>130</b>	<b>188</b>	<b>.691</b>	<b>28</b>	<b>47</b>	<b>75</b>	<b>1.4</b>	<b>84</b>	<b>0</b>	<b>98</b>	<b>83</b>	<b>4</b>	<b>44</b>	<b>364</b>	<b>6.7</b>



# ALEIGHSA WELCH

**6-0 • Junior • Forward**  
**Goose Creek, S.C. • Goose Creek**

# #24

## Miscellaneous Stats

	Season	Career
<b>Double-Double</b>	8	18
<b>20+ Points</b>	3	4
<b>10+ Points</b>	22	53
<b>10+ Rebounds</b>	8	21
<b>Tm-High Pts.</b>	8	23
<b>Tm-High Rebs.</b>	10	36
<b>Tm-High Assts.</b>	4	8

- Named CoSIDA Academic All-District, Naismith Trophy Early Season Watch List and Preseason All-SEC First Team
- Became 29th Gamecock to reach 1,000 career points, only seven of whom finished their careers with more rebounds than her current total
- Has shot at least 50.0 percent from field in all but four games this season (three of which were over 40.0 percent)
- Leads SEC and ranks eighth in nation in field goal percentage ... In SEC, ranks 14th in ppg, 9th in rpg, 7th in blocks (1.4) and 3rd in offensive rebounds (3.3 Or/gm)
- Has led the team in scoring eight times (LA Tech, at Clemson, vs. UNC, at Texas A&M, at Miss. St., Arkansas, at LSU, at UK)
- Has led the team in rebounding 10 times (Charleston Southern, LA Tech, CofC, Seton Hall, at Clemson, vs. UNC, at Texas A&M, Alabama, at Miss. St., at UK)
- Posted SEC career high with 21 points at #15/15 Kentucky (Feb. 20), including six of team's first nine to set tone early ... tied career high with five blocks
- Hit two field goals and a pair of free throws in the second half at #19/17 LSU (Feb. 16) to turn away the Lady Tigers three times when they came within striking distance
- Blocked a career-high five shots against Arkansas (Feb. 9) while also leading the offense with 16 points
- Powered team to win at Mississippi State (Feb. 6) with seventh double-double of season, while other primary offensive producers struggled
- Scored eight of her 11 points against Ole Miss (Jan. 30) in first half to help establish 19-point halftime lead
- Posted second-straight double-double with 12 points and 10 rebounds against Alabama (Jan. 19)
- Tied career high in an SEC game with 20 points at #25/21 Texas A&M (Jan. 16), including six of team's first 10 2nd-half points to launch rally from 17-point halftime deficit
- Posted fourth double-double of the season against #9/10 Kentucky (Jan. 9), adding 11 points and 10 rebounds in the second half alone to hold off Wildcats' surge
- Hit 5-of-6 from free throw line, grabbed a defensive rebound and blocked a shot in final five minutes of game to hold off Vanderbilt (Jan. 5)
- Tied career high with four blocks at Arkansas (Jan. 2) and hit a tough shot in traffic to end seven-minute scoring drought in second half that let Razorbacks cut deficit in half
- Handed out career high five assists against Savannah State (Dec. 28), still scoring in double figures
- Scored nine of her 14 points against Winthrop (Dec. 20) in the second half to hold off Winthrop rally
- Netted career-high 23 points against #14/13 North Carolina (Dec. 18) while battling for five offensive rebounds
- Scored all 18 of her points at Charlotte (Dec. 8) in the second half, driving team to road win after sitting all but the first six minutes of the first half due to foul trouble
- Hit 4-of-5 from the field for 10 points in the second half at Southern Cal (Nov. 25) to help team pull away from six-point halftime lead
- Grabbed career-high 17 rebounds against College of Charleston (Nov. 14), sixth-most in Colonial Life Arena history, including 12 in the first half

## 2013-14 Game-by-Game

Opponent	Date	GS	MIN	FG-A	3FG-A	FTA	Reb	PF	A	TO	B	S	TP
Chas. Sthrn.	11/08	*	19	5-8	0-0	5-6	3-5-8	1	0	2	0	1	15
LA Tech	11/10		31	6-8	0-0	2-5	6-4-10	2	3	0	0	0	14
CofC	11/14	*	23	3-5	0-0	6-11	7-10-17	2	2	1	1	2	12
Seton Hall	11/17	*	28	3-4	0-0	9-13	2-6-8	2	4	1	2	1	15
at Clemson	11/20	*	29	7-10	0-0	3-3	4-6-10	2	4	1	3	1	17
at San Diego State	11/23	*	25	4-4	0-0	0-2	1-3-4	3	2	1	1	1	8
at USC	11/25	*	34	6-11	0-0	2-2	2-4-6	2	1	2	0	0	14
NC Central	12/02	*	17	6-6	0-0	1-2	0-4-4	0	1	0	1	0	13
at Charlotte	12/08	*	25	7-9	0-0	4-6	2-4-6	2	0	2	0	3	18
vs. N. Carolina	12/18	*	36	8-13	0-0	7-12	5-1-6	3	0	4	1	1	23
Winthrop	12/20	*	34	4-7	0-0	6-11	4-4-8	0	2	1	1	2	14
SC State	12/22	*	25	4-5	0-0	0-1	4-1-5	0	3	2	0	1	8
Savannah St.	12/28	*	23	5-9	0-0	4-6	1-2-3	0	5	0	0	1	14
at Arkansas*	01/02	*	36	5-11	0-0	1-3	2-5-7	2	2	2	4	1	11
Vanderbilt*	01/05	*	24	2-4	0-0	5-6	1-2-3	4	3	1	1	0	9
Kentucky*	01/09	*	37	5-10	0-0	6-9	6-8-14	2	3	5	1	0	16
at Auburn*	01/12	*	31	3-7	0-0	4-8	3-2-5	3	3	2	1	2	10
at Texas A&M*	01/16	*	43	8-19	1-1	3-7	8-8-16	1	2	2	2	1	20
Alabama*	01/19	*	29	5-7	0-0	2-3	3-7-10	1	1	5	0	0	12
at Vanderbilt*	01/26	*	30	5-9	0-0	0-0	3-3-6	2	3	8	2	0	10
Ole Miss*	01/30	*	25	4-5	0-0	3-4	3-1-4	2	2	1	0	2	11
Missouri*	02/02	*	26	5-9	0-0	1-4	2-3-5	4	0	0	1	0	11
at Miss. State*	02/06	*	38	5-16	0-0	8-9	6-5-11	1	4	0	2	1	18
Arkansas*	02/09	*	36	5-9	0-0	6-9	3-4-7	1	1	3	5	2	16
at LSU*	02/16	*	37	7-11	0-0	5-6	2-4-6	2	1	1	2	1	19
at Kentucky*	02/20	*	39	10-16	0-0	1-4	3-7-10	1	2	0	5	0	21
Florida*	02/23												
Georgia*	02/27												
at Tennessee*	03/02												

## Career Highs – All Games

<b>Pts</b> .....	23 vs. N. Carolina 12/18/13
<b>FG</b> .....	10 at Kentucky, 2/20/14
<b>FGA</b> .....	19 at Texas A&M, 1/16/14
<b>FT</b> .....	10 at Xavier, 11/30/11
<b>FTA</b> .....	15 at Xavier, 11/30/11
<b>Rebs</b> ....	17 vs. C. of Charleston, 11/14/13
<b>Off Rebs</b> ....	8, 6x, last at TAMU, 1/16/14
<b>Def Rebs</b> .....	10 vs. CofC, 11/14/13
<b>Blks</b> ....	5, 2x, last at Kentucky, 2/20/14
<b>Stls</b> .....	3, 4x, last at Charlotte, 12/8/13
<b>Assts</b> .....	5 vs. Savannah St., 12/28/13
<b>Min</b> .....	43 at Texas A&M, 1/16/14

## Season Highs – All Games

<b>Pts</b> .....	23 vs N. Carolina, 12/18
<b>FG</b> .....	10 at Kentucky, 2/20
<b>FGA</b> .....	19 at Texas A&M, 1/16
<b>FT</b> .....	9 vs. Seton Hall, 11/17
<b>FTA</b> .....	13 vs. Seton Hall, 11/17
<b>Rebs</b> .....	17 vs. C. of Charleston, 11/14
<b>Off Rebs</b> .....	8 at Texas A&M, 1/16
<b>Def Rebs</b> .....	10 vs. CofC, 11/14
<b>Blks</b> .....	5, 2x, last at Kentucky, 2/20
<b>Stls</b> .....	3 at Charlotte, 12/8
<b>Assts</b> .....	5 vs. Savannah St., 12/28
<b>Min</b> .....	43 at Texas A&M, 1/16

## Career – SEC Games

<b>Pts</b> .....	21 at Kentucky, 2/20/14
<b>FG</b> .....	10 at Kentucky, 2/20/14
<b>FGA</b> .....	19 at Texas A&M, 1/16/14
<b>FT</b> .....	8, 2x, last at Miss. St., 2/6/14
<b>FTA</b> .....	12 vs. Mississippi State, 2/24/13
<b>Rebs</b> .....	16 at Texas A&M, 1/16/14
<b>Off Rebs</b> ..	8, 2x, last at TAMU, 1/16/14
<b>Def Rebs</b> .....	8, 3x, last at TAMU, 1/16/14
<b>Blks</b> ....	5, 2x, last at Kentucky, 2/20/14
<b>Stls</b> .....	3 vs. Florida, 3/3/13
<b>Assts</b> .....	4, 2x, last at Miss. St., 2/6/14
<b>Min</b> .....	43 at Texas A&M, 1/16/14

## Season Highs – SEC Games

<b>Pts</b> .....	21 at Kentucky, 2/20
<b>FG</b> .....	10 at Kentucky, 2/20
<b>FGA</b> .....	19 at Texas A&M, 1/16
<b>FT</b> .....	8 at Miss. State, 2/6
<b>FTA</b> .....	9, 3x, last vs. Arkansas., 2/9
<b>Rebs</b> .....	16 at Texas A&M, 1/16
<b>Off Rebs</b> ..	8 at Texas A&M, 1/16
<b>Def Rebs</b> .....	8, 2x, last at TAMU, 1/16
<b>Blks</b> .....	5, 2x, last at Kentucky, 2/20
<b>Stls</b> .....	2, 3x, last vs. Arkansas, 2/9
<b>Assts</b> .....	4 at Miss. St., 2/6
<b>Min</b> .....	43 at Texas A&M, 1/16

## Career Stats at South Carolina

Year	GP	GS	Min	Avg	FG	FGA	Pct	3FG	FGA	Pct	FT	FTA	Pct	Off	Def	Tot	Avg	PF	FO	A	TO	Blk	Stl	Pts	Avg
2011-12	33	2	694	21.0	98	167	.587	0	1	.000	56	98	.571	104	96	200	6.1	41	0	18	40	22	19	252	7.6
2012-13	33	33	981	29.7	134	224	.598	1	1	1.000	126	178	.708	131	124	255	7.7	56	0	34	53	23	26	395	12.0
2013-14	26	25	780	30.0	137	232	.591	1	1	1.000	94	152	.618	86	113	199	7.7	45	0	54	47	36	24	369	14.2
<b>Career Totals</b>	<b>92</b>	<b>60</b>	<b>2455</b>	<b>26.7</b>	<b>369</b>	<b>623</b>	<b>.592</b>	<b>2</b>	<b>3</b>	<b>.667</b>	<b>276</b>	<b>428</b>	<b>.645</b>	<b>321</b>	<b>333</b>	<b>654</b>	<b>7.1</b>	<b>142</b>	<b>0</b>	<b>106</b>	<b>140</b>	<b>81</b>	<b>69</b>	<b>1016</b>	<b>11.0</b>











Official Basketball Box Score -- Game Totals -- Final Statistics
Savannah State vs #13/12 South Carolina
12/28/13 12 p.m. at Columbia, S.C./Colonial Life Arena



Savannah State 40 • 5-7

Box score table for Savannah State vs South Carolina. Columns include Player, Total (FG, 3-Ptr), Rebounds (Off, Def, Tot), PF, TP, A TO Blk Stl, Min. Totals: 13-49 2-10 12-14 6 21 27 31 40 6 19 3 4 200

FG % 1st Half: 9-25 36.0% 2nd half: 4-24 16.7% Game: 13-49 26.5%
3FG % 1st Half: 2-7 28.6% 2nd half: 0-3 0.0% Game: 2-10 20.0%
FT % 1st Half: 5-6 83.3% 2nd half: 7-8 87.5% Game: 12-14 85.7%

#13/12 South Carolina 82 • 12-1

Box score table for South Carolina vs Savannah State. Columns include Player, Total (FG, 3-Ptr), Rebounds (Off, Def, Tot), PF, TP, A TO Blk Stl, Min. Totals: 24-47 4-6 30-48 10 29 39 17 82 13 10 5 10 200

FG % 1st Half: 11-23 47.8% 2nd half: 13-24 54.2% Game: 24-47 51.1%
3FG % 1st Half: 1-2 50.0% 2nd half: 3-4 75.0% Game: 4-6 66.7%
FT % 1st Half: 20-27 74.1% 2nd half: 10-21 47.6% Game: 30-48 62.5%

Officials: Billy Smith, Joe Cunningham, Charles Carroll
Technical fouls: Savannah State-None. #13/12 South Carolina-None.
Attendance: 4824

Score by periods table for Savannah State vs South Carolina. 1st 2nd Total: Savannah State 25 15 40; #13/12 South Carolina 43 39 82

Points table for Savannah State vs South Carolina. In Off 2nd Fast Bench: SSU 18 8 8 4 30; SC 34 28 9 15 27

Last FG - SSU 2nd-00:53, SC 2nd-03:11. Largest lead - SSU None, SC by 43 2nd-01:47. Score tied - 0 times. Lead changed - 0 times.



Official Basketball Box Score -- Game Totals -- Final Statistics
Vanderbilt vs #13/12 South Carolina
01/05/14 1 p.m. at Columbia, S.C./Colonial Life Arena



Vanderbilt 66 • 12-3 (1-1 SEC)

Box score table for Vanderbilt vs South Carolina. Columns include Player, Total (FG, 3-Ptr), Rebounds (Off, Def, Tot), PF, TP, A TO Blk Stl, Min. Totals: 23-61 6-12 14-15 12 17 29 23 66 14 13 3 4 200

FG % 1st Half: 11-30 36.7% 2nd half: 12-31 38.7% Game: 23-61 37.7%
3FG % 1st Half: 4-8 50.0% 2nd half: 2-4 50.0% Game: 6-12 50.0%
FT % 1st Half: 4-4 100.0 2nd half: 10-11 90.9% Game: 14-15 93.3%

#13/12 South Carolina 76 • 14-1 (2-0 SEC)

Box score table for South Carolina vs Vanderbilt. Columns include Player, Total (FG, 3-Ptr), Rebounds (Off, Def, Tot), PF, TP, A TO Blk Stl, Min. Totals: 25-46 4-7 22-27 7 25 32 22 76 19 15 8 6 200

FG % 1st Half: 15-24 62.5% 2nd half: 10-22 45.5% Game: 25-46 54.3%
3FG % 1st Half: 3-5 60.0% 2nd half: 1-2 50.0% Game: 4-7 57.1%
FT % 1st Half: 8-10 80.0% 2nd half: 14-17 82.4% Game: 22-27 81.5%

Officials: Mark Zentz, Brian Hall, Amy Bonner
Technical fouls: Vanderbilt-None. #13/12 South Carolina-MITCHELL, Tiffany;
TEAM.
Attendance: 4810

Score by periods table for Vanderbilt vs South Carolina. 1st 2nd Total: Vanderbilt 30 36 66; #13/12 South Carolina 41 35 76

Points table for Vanderbilt vs South Carolina. In Off 2nd Fast Bench: VANDY 30 16 15 8 29; SC 42 16 8 16 29

Last FG - VANDY 2nd-00:43, SC 2nd-05:51. Largest lead - VANDY by 3 1st-12:43, SC by 17 2nd-17:12. Score tied - 3 times. Lead changed - 5 times.



Official Basketball Box Score -- Game Totals -- Final Statistics
#13/12 South Carolina vs Arkansas
01/02/14 7 p.m. at Fayetteville, Ark. (Bud Walton Arena)



#13/12 South Carolina 55 • 13-1, 1-0 SEC

Box score table for South Carolina vs Arkansas. Columns include Player, Total (FG, 3-Ptr), Rebounds (Off, Def, Tot), PF, TP, A TO Blk Stl, Min. Totals: 21-52 1-5 12-19 10 38 48 19 55 10 21 11 4 200

FG % 1st Half: 13-30 43.3% 2nd half: 8-22 36.4% Game: 21-52 40.4%
3FG % 1st Half: 0-3 0.0% 2nd half: 1-2 50.0% Game: 1-5 20.0%
FT % 1st Half: 2-2 100.0 2nd half: 10-17 58.8% Game: 12-19 63.2%

Arkansas 51 • 13-1, 0-1 SEC

Box score table for Arkansas vs South Carolina. Columns include Player, Total (FG, 3-Ptr), Rebounds (Off, Def, Tot), PF, TP, A TO Blk Stl, Min. Totals: 18-69 5-19 10-14 16 22 38 20 51 8 10 6 11 200

FG % 1st Half: 6-31 19.4% 2nd half: 12-38 31.6% Game: 18-69 26.1%
3FG % 1st Half: 1-8 12.5% 2nd half: 4-11 36.4% Game: 5-19 26.3%
FT % 1st Half: 3-4 75.0% 2nd half: 7-10 70.0% Game: 10-14 71.4%

Officials: Beverly Roberts, Brian Garland, Kevin Pethel
Technical fouls: #13/12 South Carolina-None. Arkansas-None.
Attendance: 2215
Estimated Actual Attendance: 2,003

Score by periods table for Arkansas vs South Carolina. 1st 2nd Total: #13/12 South Carolina 28 27 55; Arkansas 16 35 51

Points table for Arkansas vs South Carolina. In Off 2nd Fast Bench: SC 30 10 10 4 12; AR 18 27 14 4 9

Last FG - SC 2nd-04:38, AR 2nd-00:01. Largest lead - SC by 16 2nd-13:25, AR None. Score tied - 1 time. Lead changed - 0 times.



Official Basketball Box Score -- Game Totals -- Final Statistics
#9/10 Kentucky vs #10/11 South Carolina
01/09/14 7 p.m. at Columbia, S.C./Colonial Life Arena



#9/10 Kentucky 59 • 13-3 (1-2 SEC)

Box score table for Kentucky vs South Carolina. Columns include Player, Total (FG, 3-Ptr), Rebounds (Off, Def, Tot), PF, TP, A TO Blk Stl, Min. Totals: 23-73 1-8 12-22 21 22 43 26 59 10 10 5 5 200

FG % 1st Half: 8-30 26.7% 2nd half: 15-43 34.9% Game: 23-73 31.5%
3FG % 1st Half: 0-3 0.0% 2nd half: 1-5 20.0% Game: 1-8 12.5%
FT % 1st Half: 8-10 80.0% 2nd half: 4-12 33.3% Game: 12-22 54.5%

#10/11 South Carolina 68 • 15-1 (3-0 SEC)

Box score table for South Carolina vs Kentucky. Columns include Player, Total (FG, 3-Ptr), Rebounds (Off, Def, Tot), PF, TP, A TO Blk Stl, Min. Totals: 24-60 2-7 18-30 17 36 53 17 68 14 16 14 3 200

FG % 1st Half: 14-34 41.2% 2nd half: 10-26 38.5% Game: 24-60 40.0%
3FG % 1st Half: 2-6 33.3% 2nd half: 0-1 0.0% Game: 2-7 28.6%
FT % 1st Half: 4-5 80.0% 2nd half: 14-25 56.0% Game: 18-30 60.0%

Score by periods table for Kentucky vs South Carolina. 1st 2nd Total: #9/10 Kentucky 24 35 59; #10/11 South Carolina 34 34 68

Points table for Kentucky vs South Carolina. In Off 2nd Fast Bench: UK 42 14 11 10 17; SC 42 10 20 15 26

Last FG - UK 2nd-00:14, SC 2nd-01:03. Largest lead - UK by 6 1st-17:59, SC by 22 2nd-09:06. Score tied - 1 time. Lead changed - 3 times.









**2013-14 South Carolina Basketball**  
**South Carolina Game-by-Game Highs (as of Feb 20, 2014)**  
**All games**



Opponent	Date	Score	Points	Rebounds	Assists	Steals	Blocked shots
CHARLESTON SOUTHERN	11/08/13	99-29	20-COATES, Alaina	8-WELCH, Aleighsa	7-ROY, Tina	5-MITCHELL, Tiffany	5-IBIAM, Elem
LOUISIANA TECH	11/10/13	68-45	14-WELCH, Aleighsa	10-WELCH, Aleighsa COATES, Alaina	5-SESSIONS, Khadij	2-SESSIONS, Khadij	3-IBIAM, Elem
COLL. OF CHARLESTON	11/14/13	81-54	16-DOZIER, Asia	17-WELCH, Aleighsa	4-SESSIONS, Khadij	2-WELCH, Aleighsa	3-IBIAM, Elem COATES, Alaina
SETON HALL	11/17/13	88-67	18-IBIAM, Elem	8-IBIAM, Elem WELCH, Aleighsa COATES, Alaina	5-SESSIONS, Khadij	2-DOZIER, Asia	4-COATES, Alaina
at Clemson	11/20/13	68-43	17-WELCH, Aleighsa	10-WELCH, Aleighsa	5-MITCHELL, Tiffany	2-COATES, Alaina MITCHELL, Tiffany	3-WELCH, Aleighsa
at San Diego State	11/23/13	88-54	21-COATES, Alaina	8-COATES, Alaina	9-MITCHELL, Tiffany	4-SESSIONS, Khadij	1-COATES, Alaina ROY, Tina WELCH, Aleighsa IBIAM, Elem
at USC	11/25/13	70-50	22-MITCHELL, Tiffany	9-COATES, Alaina	4-MITCHELL, Tiffany	5-MITCHELL, Tiffany	2-IBIAM, Elem
NC CENTRAL	12/02/13	79-27	19-MITCHELL, Tiffany	7-COATES, Alaina	6-SESSIONS, Khadij	3-MITCHELL, Tiffany	2-COATES, Alaina
at Charlotte	12/08/13	76-61	19-IBIAM, Elem	9-IBIAM, Elem	4-MITCHELL, Tiffany DOZIER, Asia	3-WELCH, Aleighsa MITCHELL, Tiffany	3-IBIAM, Elem
vs #14/13 North Carolina	12/18/13	66-74	23-WELCH, Aleighsa	6-WELCH, Aleighsa	2-GAINES, Olivia	2-MITCHELL, Tiffany SESSIONS, Khadija IBIAM, Elem	4-IBIAM, Elem
WINTHROP	12/20/13	69-61	20-MITCHELL, Tiffany	9-IBIAM, Elem	7-MITCHELL, Tiffany	2-WELCH, Aleighsa	3-IBIAM, Elem
SC STATE	12/22/13	70-26	23-COATES, Alaina	9-MITCHELL, Tiffany IBIAM, Elem	4-MITCHELL, Tiffany	1-DOZIER, Asia GAINES, Olivia ROY, Tina IBIAM, Elem DAVIS, Tiffany WELCH, Aleighsa MITCHELL, Tiffany	3-COATES, Alaina
SAVANNAH STATE	12/28/13	82-40	18-MITCHELL, Tiffany	12-COATES, Alaina	5-WELCH, Aleighsa	5-MITCHELL, Tiffany	3-COATES, Alaina
at Arkansas	01/02/14	55-51	16-MITCHELL, Tiffany	12-COATES, Alaina	5-DOZIER, Asia	1-GAINES, Olivia DOZIER, Asia WELCH, Aleighsa MITCHELL, Tiffany	5-COATES, Alaina
VANDERBILT	01/05/14	76-66	24-COATES, Alaina	10-COATES, Alaina	5-DOZIER, Asia	3-MITCHELL, Tiffany	3-COATES, Alaina
#9/10 KENTUCKY	01/09/14	68-59	17-MITCHELL, Tiffany	17-COATES, Alaina	4-DOZIER, Asia	2-MITCHELL, Tiffany	6-IBIAM, Elem
at Auburn	01/12/14	72-66	18-MITCHELL, Tiffany	6-COATES, Alaina	3-SESSIONS, Khadij DOZIER, Asia WELCH, Aleighsa	6-MITCHELL, Tiffany	1-COATES, Alaina WELCH, Aleighsa IBIAM, Elem
at #25/21 Texas A&M	01/16/14	65-67	20-WELCH, Aleighsa	16-WELCH, Aleighsa	3-SESSIONS, Khadij	1-GAINES, Olivia WELCH, Aleighsa COATES, Alaina SESSIONS, Khadija	4-IBIAM, Elem
ALABAMA	01/19/14	77-51	18-IBIAM, Elem	10-WELCH, Aleighsa	8-MITCHELL, Tiffany	1-GAINES, Olivia MITCHELL, Tiffany	2-MITCHELL, Tiffany IBIAM, Elem COATES, Alaina
at #16/19 Vanderbilt	01/26/14	61-57	14-MITCHELL, Tiffany	9-IBIAM, Elem	3-MITCHELL, Tiffany WELCH, Aleighsa	4-MITCHELL, Tiffany	4-COATES, Alaina
OLE MISS	01/30/14	99-70	24-COATES, Alaina	12-COATES, Alaina	8-MITCHELL, Tiffany	2-WELCH, Aleighsa MITCHELL, Tiffany	5-IBIAM, Elem
MISSOURI	02/02/14	78-62	20-MITCHELL, Tiffany	9-MITCHELL, Tiffany	6-SESSIONS, Khadij	4-MITCHELL, Tiffany SESSIONS, Khadija	4-COATES, Alaina
at Mississippi State	02/06/14	71-64	18-WELCH, Aleighsa	11-WELCH, Aleighsa	4-WELCH, Aleighsa ROY, Tina DOZIER, Asia	1-WELCH, Aleighsa DOZIER, Asia	7-IBIAM, Elem





**2013-14 South Carolina Basketball**  
**South Carolina Game-by-Game Highs (as of Feb 20, 2014)**  
**All games**



<b>Opponent</b>	<b>Date</b>	<b>Score</b>	<b>Points</b>	<b>Rebounds</b>	<b>Assists</b>	<b>Steals</b>	<b>Blocked shots</b>
					ROY, Tina DOZIER, Asia	DOZIER, Asia	
ARKANSAS	02/09/14	67-49	16-WELCH, Aleighsa	8-MITCHELL, Tiffany COATES, Alaina	4-MITCHELL, Tiffany DOZIER, Asia	2-WELCH, Aleighsa	5-WELCH, Aleighsa
at #19/17 LSU	02/16/14	73-57	19-WELCH, Aleighsa MITCHELL, Tiffany	8-COATES, Alaina	7-MITCHELL, Tiffany	3-COATES, Alaina	2-WELCH, Aleighsa
at #15/15 Kentucky	02/20/14	81-58	21-WELCH, Aleighsa	10-WELCH, Aleighsa	5-MITCHELL, Tiffany	1-IBIAM, Elem SESSIONS, Khadija COATES, Alaina	5-WELCH, Aleighsa



**2013-14 South Carolina Basketball**  
**South Carolina Points-Rebounds-Assists (as of Feb 20, 2014)**  
**All games**



Opponent	Date	Score	00	02	05	12	15	21	23	24	25	31	33	41
			FARMER	GINES	SESSIONS	MONTOUT	DAVIS	MORRISON	ROY	WELCH	MITCHELL	DOZIER	IBIAMELE	COATES
CSU	11/08/13	99-29 w	0-0	4-5	10-2-3	7-4-1	5-2-1	0-1-1	5-3-7	15-8-0	12-1-1	4-3-5	17-6-0	20-7-1
LATECH	11/10/13	68-45 w	0-0	2-4-3	7-1-5	0-3-0	3-2-1	0-0-0	2-1-2	14-10-3	10-4-3	7-1-0	11-8-1	12-10-0
COFC	11/14/13	81-54 w	0-0	2-1-0	2-1-4	2-8-0	7-1-3	0-1-1	6-0-2	12-17-2	11-8-1	16-2-3	12-6-0	11-14-0
SHU	11/17/13	88-67 w	DNP	0-1-1	17-3-5	0-0-1	0-1-0	2-0-0	5-2-1	15-8-4	15-3-4	6-4-2	18-8-0	10-8-1
at CU	11/20/13	68-43 w	0-0	DNP	10-3-3	1-4-0	0-0-1	0-0-0	3-3-0	17-10-4	14-6-5	4-9-0	10-6-1	9-6-0
at SDSU	11/23/13	88-54 w	DNP	1-1-1	12-0-5	2-2-0	0-0-3	0-1-1	6-1-2	8-4-2	17-3-9	16-3-0	5-4-1	21-8-0
at USC	11/25/13	70-50 w	DNP	DNP	7-1-3	0-2-1	DNP	0-0-0	11-3-0	14-6-1	22-6-4	4-2-2	4-5-1	8-9-0
NCCU	12/02/13	79-27 w	3-3-0	4-5-4	7-0-6	5-1-1	DNP	3-2-0	2-6-5	13-4-1	19-3-1	6-2-1	2-3-0	15-7-1
at CHA	12/08/13	76-61 w	DNP	0-1-0	6-2-3	3-2-0	0-0-0	2-0-0	1-2-1	18-6-0	15-3-4	10-5-4	19-9-0	2-4-0
vs NC	12/18/13	66-74 L	DNP	2-1-2	4-2-1	0-1-0	0-0-0	DNP	2-4-0	23-6-0	18-5-1	3-3-1	14-5-1	0-1-0
WU	12/20/13	69-61 w	DNP	2-1-1	DNP	2-3-0	3-4-2	DNP	0-0-0	14-8-2	20-1-7	13-2-5	12-9-0	3-3-0
SCSUW	12/22/13	70-26 w	0-1-0	6-4-2	DNP	2-5-0	6-1-3	0-1-0	7-1-2	8-5-3	5-9-4	4-4-3	9-9-1	23-5-1
SSU	12/28/13	82-40 w	0-0	7-0-1	DNP	0-0-0	8-1-0	1-2-0	2-2-2	14-3-5	18-7-4	10-1-1	5-9-0	17-12-0
at AR	01/02/14	55-51 w	DNP	1-1-1	DNP	DNP	3-6-1	DNP	0-2-0	11-7-2	16-11-1	9-2-5	4-4-0	11-12-0
VANDY	01/05/14	76-66 w	DNP	2-1-2	DNP	DNP	3-1-2	DNP	3-3-3	9-3-3	19-4-4	5-1-5	11-8-0	24-10-0
UK	01/09/14	68-59 w	DNP	2-0-0	3-1-0	DNP	0-0-1	DNP	11-2-3	16-14-3	17-7-3	0-1-4	9-4-0	10-17-0
at AU	01/12/14	72-66 w	DNP	1-0-0	9-1-3	0-1-1	0-1-0	DNP	7-1-1	10-5-3	18-2-1	9-5-3	4-3-0	14-6-0
at TAMU	01/16/14	65-67 L	DNP	5-2-0	2-0-3	1-1-0	0-1-0	DNP	1-1-0	20-16-2	19-8-1	5-3-0	4-12-2	8-5-0
UA	01/19/14	77-51 w	3-0-0	4-3-3	3-0-3	6-1-0	0-0-0	0-0-0	6-2-3	12-10-1	7-6-8	8-3-5	18-7-1	10-9-1
at VU	01/26/14	61-57 w	DNP	2-1-0	6-3-0	4-1-0	0-1-1	DNP	0-1-1	10-6-3	14-7-3	9-3-2	10-9-0	6-5-0
UM	01/30/14	99-70 w	0-0	1-1-0	11-2-3	4-2-0	11-2-1	1-0-0	3-1-2	11-4-2	15-3-8	4-1-6	14-8-0	24-12-0
MU	02/02/14	78-62 w	0-0	0-0-0	13-2-6	0-0-0	0-0-2	0-0-0	0-1-0	11-5-0	20-9-3	11-3-4	10-6-0	13-5-1
at MS	02/06/14	71-64 w	DNP	0-1-0	14-2-3	0-0-0	4-0-0	DNP	5-8-4	18-11-4	7-2-0	10-3-4	5-5-0	8-5-0
AR	02/09/14	67-49 w	0-0	5-1-0	3-1-2	0-0-0	3-2-1	2-1-0	3-5-0	16-7-1	15-8-4	0-1-4	10-6-0	10-8-0
at LSU	02/16/14	73-57 w	0-0	0-0-1	9-2-1	2-2-0	3-0-0	0-0-0	6-3-1	19-6-1	19-7-7	1-1-1	1-7-0	13-8-1
at UK	02/20/14	81-58 w	DNP	2-3-0	18-0-0	0-1-0	0-0-0	0-0-0	0-2-1	21-10-2	12-7-5	4-4-2	16-4-0	8-6-0



**2013-14 South Carolina Basketball**  
 South Carolina Team Game-by-Game Comparison (as of Feb 20, 2014)  
 All games



Opponent	1st	2nd	Score	Mar	Total FG	FG Pct	3-Pointers	3FG Pct	Free Throws	FT Pct	Rebounds	Assist	T/Over	Block	Steal	Fouls
CHARLESTON SOUTHERN	52/13	47/16	99-29	+70	39-64/10-54	.609/.185	3-6/4-23	.500/.174	18-28/5-6	.643/.833	46/25	25/6	10/25	12/5	17/5	9/19
LOUISIANA TECH	31/17	37/28	68-45	+23	28-62/18-50	.452/.360	4-18/4-7	.222/.571	8-22/5-14	.364/.357	47/29	18/10	13/17	4/2	6/7	15/22
COLL. OF CHARLESTON	46/34	35/20	81-54	+27	25-66/21-68	.379/.309	9-28/3-13	.321/.231	22-42/9-18	.524/.500	62/38	16/12	12/10	8/2	5/5	15/27
SETON HALL	41/39	47/28	88-67	+21	26-45/26-67	.578/.388	6-12/6-11	.500/.545	30-44/9-18	.682/.500	38/30	19/4	11/8	9/2	6/5	16/28
Clemson	27/15	41/28	68-43	+25	26-57/14-48	.456/.292	4-16/3-7	.250/.429	12-18/12-19	.667/.632	49/27	14/7	12/11	5/2	6/5	13/17
San Diego State	43/32	45/22	88-54	+34	29-55/21-48	.527/.438	9-23/1-8	.391/.125	21-31/8-15	.677/.533	30/31	24/10	8/25	4/1	12/5	18/25
USC	30/24	40/26	70-50	+20	24-48/20-52	.500/.385	2-6/1-11	.333/.091	20-26/9-18	.769/.500	35/30	12/12	19/22	3/4	8/10	18/21
NC CENTRAL	46/15	33/12	79-27	+52	31-53/8-50	.565/.160	6-18/1-14	.333/.071	11-16/10-12	.688/.833	38/28	20/6	7/16	4/1	7/3	11/13
Charlotte	33/32	43/29	76-61	+15	25-53/24-53	.472/.453	1-6/3-13	.167/.231	25-33/10-12	.758/.833	36/29	12/10	15/18	7/0	10/6	13/24
#14/13 North Carolina	27/39	39/35	66-74	(8)	23-56/28-61	.411/.459	1-11/4-16	.091/.250	19-29/14-17	.655/.824	33/43	6/12	14/17	6/3	7/5	18/23
WINTHROP	37/23	32/38	69-61	+8	24-48/24-59	.500/.407	8-19/4-8	.421/.500	13-24/9-10	.542/.900	34/30	17/13	20/13	5/2	4/8	12/21
SC STATE	37/12	33/14	70-26	+44	26-57/12-49	.456/.245	5-12/2-19	.471/.105	13-18/0-2	.722/.000	47/21	19/7	14/16	5/1	7/8	11/14
SAVANNAH STATE	43/25	39/15	82-40	+42	24-47/13-49	.511/.285	4-6/2-10	.667/.200	30-48/12-14	.625/.857	39/27	13/6	10/19	5/3	10/4	17/31
Arkansas	28/16	27/35	55-51	+4	21-52/18-69	.404/.261	1-5/5-19	.200/.263	12-19/10-14	.632/.714	48/38	10/8	21/10	11/6	4/11	19/20
VANDERBILT	41/30	35/36	76-66	+10	25-46/23-61	.543/.377	4-7/6-12	.571/.500	22-27/14-15	.815/.933	32/29	19/14	15/13	8/3	6/4	22/23
#9/10 KENTUCKY	34/24	34/35	68-59	+9	24-60/23-73	.400/.315	2-7/1-8	.286/.125	18-30/12-22	.600/.545	53/43	14/10	16/10	14/5	3/5	17/26
Auburn	39/39	33/27	72-66	+6	22-41/23-58	.537/.397	5-12/4-13	.471/.308	23-34/16-22	.676/.727	27/32	12/15	20/18	3/6	10/8	19/27
#25/21 Texas A&M	17/34	39/22	65-67	(2)	25-61/25-72	.410/.347	5-11/2-4	.455/.500	10-21/15-20	.476/.750	53/41	8/13	20/8	7/3	4/9	21/19
ALABAMA	43/26	34/25	77-51	+26	30-58/19-58	.517/.328	7-12/3-14	.583/.214	10-11/10-15	.909/.667	43/24	25/10	15/10	7/3	2/9	15/14
#16/19 Vanderbilt	31/27	30/30	61-57	+4	21-50/22-59	.540/.373	0-2/1-5	.000/.200	7-9/12-19	.778/.632	38/28	10/11	24/10	8/0	4/7	24/18
OLE MISS	44/25	55/45	99-70	+29	31-51/23-58	.608/.397	5-11/3-14	.455/.214	32-41/21-31	.780/.677	38/27	22/11	11/8	7/2	7/3	23/28
MISSOURI	48/25	30/37	78-62	+16	24-49/21-55	.490/.382	5-13/9-19	.385/.474	25-46/11-16	.543/.688	35/33	16/16	11/19	9/2	9/3	20/33
Mississippi State	34/29	37/35	71-64	+7	23-52/21-63	.442/.333	5-12/5-12	.477/.417	20-23/17-22	.870/.773	40/31	15/12	14/5	14/5	2/6	15/19
ARKANSAS	33/18	34/31	67-49	+18	21-49/17-57	.429/.298	3-13/3-7	.231/.429	22-26/12-15	.846/.800	42/28	12/6	19/9	8/2	4/13	14/23
#19/17 LSU	32/24	41/33	73-57	+16	23-47/25-69	.489/.362	6-14/5-13	.429/.385	21-28/2-4	.750/.500	39/34	13/8	12/9	4/5	6/4	12/20
#15/15 Kentucky	36/28	45/30	81-58	+23	30-57/23-61	.526/.377	4-8/4-14	.500/.286	17-20/8-9	.850/.889	44/19	10/8	16/9	6/0	3/4	14/18

Note: Game totals are displayed in the format TEAM/OPPONENT for each category



**2013-14 South Carolina Basketball**  
**South Carolina Combined Team Statistics (as of Feb 20, 2014)**  
**Conference games**



<b>RECORD:</b>	<b>OVERALL</b>	<b>HOME</b>	<b>AWAY</b>	<b>NEUTRAL</b>
ALL GAMES	12-1	6-0	6-1	0-0
CONFERENCE	12-1	6-0	6-1	0-0
NON-CONFERENCE	0-0	0-0	0-0	0-0

#	Player	gp-gs	min	avg	Total		3-Point		F-Throw		Rebounds				pf	dq	a	to	blk	stl	pts	avg	
					fg-fga	fg%	3fg-fga	3fg%	ft-fga	ft%	off	def	tot	avg									
25	MITCHELL, Tiffany	13-13	426	32.8	62-121	.512	15-21	.714	59-67	.881	13	68	81	6.2	34	0	48	37	8	23	198	15.2	
24	WELCH, Aleighsa	13-13	431	33.2	69-133	.519	1-1	1.000	45-72	.625	45	59	104	8.0	26	0	27	30	26	10	184	14.2	
41	COATES, Alaina	13-0	279	21.5	60-99	.606	0-0	.000	39-62	.629	30	78	108	8.3	31	1	3	29	26	9	159	12.2	
33	BIAM, Elem	13-13	295	22.7	45-81	.556	0-0	.000	26-32	.813	22	61	83	6.4	41	1	3	24	35	1	116	8.9	
05	SESSIONS, Khadijah	11-8	273	24.8	23-47	.489	9-20	.450	36-46	.783	2	12	14	1.3	27	0	24	20	1	9	91	8.3	
31	DOZIER, Asia	13-13	376	28.9	27-84	.321	12-35	.343	9-17	.529	3	28	31	2.4	28	0	45	34	4	6	75	5.8	
23	ROY, Tina	13-0	221	17.0	17-58	.293	8-32	.250	3-9	.333	2	30	32	2.5	9	0	19	9	5	1	45	3.5	
15	DAVIS, Tiffany	13-4	145	11.2	8-23	.348	3-10	.300	8-11	.727	2	12	14	1.1	16	0	9	17	0	0	27	2.1	
02	GAINES, Olivia	13-1	109	8.4	7-15	.467	1-1	1.000	10-13	.769	3	11	14	1.1	9	0	7	5	0	5	25	1.9	
12	MONTOUT, Wilka	10-0	53	5.3	6-8	.750	2-4	.500	3-4	.750	4	5	9	0.9	8	0	1	3	1	0	17	1.7	
00	FARMER, India	5-0	7	1.4	1-2	.500	1-2	.500	0-0	.000	0	0	0	0.0	2	0	0	1	0	0	3	0.6	
21	MORRISON, LeAnna	6-0	10	1.7	1-2	.500	0-1	.000	1-2	.500	1	0	1	0.2	3	0	0	0	0	0	3	0.5	
Team											18	23	41		1		5						
Total.....		13	2625		326-673	.484	52-127	.409	239-335	.713	145	387	532	40.9	235	2	186	214	106	64	943	72.5	
Opponents.....		13	2625		283-813	.348	51-154	.331	160-224	.714	172	235	407	31.3	288	12	142	138	42	86	777	59.8	

<b>TEAM STATISTICS</b>	<b>SC</b>	<b>OPP</b>	<b>Date</b>	<b>Opponent</b>	<b>Score</b>	<b>Att.</b>
SCORING	943	777	* 01/02/14	at Arkansas	w 55-51	2215
Points per game	72.5	59.8	* 01/05/14	VANDERBILT	w 76-66	4810
Scoring margin	+12.8	-	* 01/09/14	#9/10 KENTUCKY	w 68-59	5689
FIELD GOALS-ATT	326-673	283-813	* 01/12/14	at Auburn	w 72-66	2453
Field goal pct	.484	.348	* 01/16/14	at #25/21 Texas A&M	Lot 65-67	5778
3 POINT FG-ATT	52-127	51-154	* 01/19/14	ALABAMA	w 77-51	7740
3-point FG pct	.409	.331	* 01/26/14	at #16/19 Vanderbilt	w 61-57	3554
3-pt FG made per game	4.0	3.9	* 01/30/14	OLE MISS	w 99-70	5344
FREE THROWS-ATT	239-335	160-224	* 02/02/14	MISSOURI	w 78-62	7828
Free throw pct	.713	.714	* 02/06/14	at Mississippi State	w 71-64	2323
F-Throws made per game	18.4	12.3	* 02/09/14	ARKANSAS	w 67-49	7545
REBOUNDS	532	407	* 02/16/14	at #19/17 LSU	w 73-57	4275
Rebounds per game	40.9	31.3	* 02/20/14	at #15/15 Kentucky	w 81-58	5958
Rebounding margin	+9.6	-	* = Conference game			
ASSISTS	186	142				
Assists per game	14.3	10.9				
TURNOVERS	214	138				
Turnovers per game	16.5	10.6				
Turnover margin	-5.8	-				
Assist/turnover ratio	0.9	1.0				
STEALS	64	86				
Steals per game	4.9	6.6				
BLOCKS	106	42				
Blocks per game	8.2	3.2				
ATTENDANCE	38956	26556				
Home games-Avg/Game	6-6493	7-3794				
Neutral site-Avg/Game	-	0-0				

<b>Score by Periods</b>	<b>1st</b>	<b>2nd</b>	<b>OT</b>	<b>Totals</b>
South Carolina	460	474	9	943
Opponents	345	421	11	777



**2013-14 South Carolina Basketball**  
**South Carolina Combined Team Statistics (as of Feb 20, 2014)**  
**All games**



<b>RECORD:</b>	<b>OVERALL</b>	<b>HOME</b>	<b>AWAY</b>	<b>NEUTRAL</b>
ALL GAMES	24-2	14-0	10-1	0-1
CONFERENCE	12-1	6-0	6-1	0-0
NON-CONFERENCE	12-1	8-0	4-0	0-1

##	Player	gp-gs	min	avg	Total		3-Point		F-Throw		Rebounds				pf	dq	a	to	blk	stl	pts	avg
					fg-fga	fg%	3fg-fga	3fg%	ft-fta	ft%	off	def	tot	avg								
25	MITCHELL, Tiffany	26-26	800	30.8	125-239	.523	31-54	.574	113-143	.790	32	108	140	5.4	50	0	96	70	8	55	394	15.2
24	WELCH, Aleighsa	26-25	780	30.0	137-232	.591	1-1	1.000	94-152	.618	86	113	199	7.7	45	0	54	47	36	24	369	14.2
41	COATES, Alaina	26-1	493	19.0	112-178	.629	0-0	.000	86-135	.637	62	140	202	7.8	60	1	7	45	49	15	310	11.9
33	BIAM, Elem	26-26	614	23.6	99-180	.550	0-0	.000	56-78	.718	49	121	170	6.5	74	3	9	39	66	12	254	9.8
05	SESSIONS, Khadijah	21-18	539	25.7	49-117	.419	17-48	.354	58-79	.734	6	23	29	1.4	41	0	62	34	1	23	173	8.2
31	DOZIER, Asia	26-25	698	26.8	63-171	.368	30-82	.366	22-37	.595	14	58	72	2.8	47	0	72	59	6	16	178	6.8
23	ROY, Tina	26-1	455	17.5	35-123	.285	16-70	.229	11-19	.579	8	52	60	2.3	16	0	43	16	8	5	97	3.7
15	DAVIS, Tiffany	24-7	286	11.9	19-50	.380	10-25	.400	11-18	.611	4	22	26	1.1	21	0	23	35	1	4	59	2.5
02	GAINES, Olivia	24-1	239	10.0	18-34	.529	1-2	.500	18-24	.750	11	26	37	1.5	23	0	27	13	2	13	55	2.3
12	MONTOUT, Wilka	23-0	222	9.7	15-42	.357	5-14	.357	6-19	.316	23	21	44	1.9	22	0	5	11	5	1	41	1.8
21	MORRISON, LeAnna	17-0	59	3.5	2-11	.182	1-8	.125	6-10	.600	5	4	9	0.5	7	0	3	2	0	1	11	0.6
00	FARMER, India	12-0	40	3.3	2-7	.286	2-4	.500	0-0	.000	2	2	4	0.3	4	0	0	1	1	0	6	0.5
Team											26	48	74		1		7					
Total.....		26	5225		676-1384	.488	114-308	.370	481-714	.674	328	738	1066	41.0	411	4	401	379	183	169	1947	74.9
Opponents.....		26	5225		522-1521	.343	89-314	.283	272-399	.682	305	490	795	30.6	573	21	257	355	70	162	1405	54.0

<b>TEAM STATISTICS</b>	<b>SC</b>	<b>OPP</b>	<b>Date</b>	<b>Opponent</b>	<b>Score</b>	<b>Att.</b>
SCORING	1947	1405	11/08/13	CHARLESTON SOUTHERN	w 99-29	5120
Points per game	74.9	54.0	11/10/13	LOUISIANA TECH	w 68-45	5078
Scoring margin	+20.8	-	11/14/13	COLL. OF CHARLESTON	w 81-54	4882
FIELD GOALS-ATT	676-1384	522-1521	11/17/13	SETON HALL	w 88-67	4765
Field goal pct	.488	.343	11/20/13	at Clemson	w 68-43	715
3 POINT FG-ATT	114-308	89-314	11/23/13	at San Diego State	w 88-54	642
3-point FG pct	.370	.283	11/25/13	at USC	w 70-50	897
3-pt FG made per game	4.4	3.4	12/02/13	NC CENTRAL	w 79-27	4347
FREE THROWS-ATT	481-714	272-399	12/08/13	at Charlotte	w 76-61	1357
Free throw pct	.674	.682	12/18/13	vs #14/13 North Carolina	L 66-74	4137
F-Throws made per game	18.5	10.5	12/20/13	WINTHROP	w 69-61	5021
REBOUNDS	1066	795	12/22/13	SC STATE	w 70-26	5937
Rebounds per game	41.0	30.6	12/28/13	SAVANNAH STATE	w 82-40	4824
Rebounding margin	+10.4	-	* 01/02/14	at Arkansas	w 55-51	2215
ASSISTS	401	257	* 01/05/14	VANDERBILT	w 76-66	4810
Assists per game	15.4	9.9	* 01/09/14	#9/10 KENTUCKY	w 68-59	5689
TURNOVERS	379	355	* 01/12/14	at Auburn	w 72-66	2453
Turnovers per game	14.6	13.7	* 01/16/14	at #25/21 Texas A&M	Lot 65-67	5778
Turnover margin	-0.9	-	* 01/19/14	ALABAMA	w 77-51	7740
Assist/turnover ratio	1.1	0.7	* 01/26/14	at #16/19 Vanderbilt	w 61-57	3554
STEALS	169	162	* 01/30/14	OLE MISS	w 99-70	5344
Steals per game	6.5	6.2	* 02/02/14	MISSOURI	w 78-62	7828
BLOCKS	183	70	* 02/06/14	at Mississippi State	w 71-64	2323
Blocks per game	7.0	2.7	* 02/09/14	ARKANSAS	w 67-49	7545
ATTENDANCE	78930	34304	* 02/16/14	at #19/17 LSU	w 73-57	4275
Home games-Avg/Game	14-5638	11-2742	* 02/20/14	at #15/15 Kentucky	w 81-58	5958
Neutral site-Avg/Game	-	1-4137				

\* = Conference game

<b>Score by Periods</b>	<b>1st</b>	<b>2nd</b>	<b>OT</b>	<b>Totals</b>
South Carolina	953	985	9	1947
Opponents	665	732	11	1408