

SOUTH CAROLINA WOMEN'S BASKETBALL



Be the change.

Game Information

Date: Monday, November 25, 2013, 5 p.m. (PT)
Site: Galen Center (10,258) • Los Angeles, Calif.
TV: Pac-12 Network (Ann Schatz and Tammy Blackburn)
Radio: WNKT 107.5 FM/WISW 1320 AM (Brad Muller); GamecocksOnline.com
Live Video: None
Live Stats: GamecocksOnline.com

South Carolina Gamecocks 6-0

Ranking: 19/14 (AP/Coaches)
Head Coach: Dawn Staley
Record at SC: 98-66 (6th)
Career Rec.: 270-146 (14th)
vs. USC: 0-0
Top Scorer: Coates (13.8 ppg)
Top Rebounder: Welch (9.5 rpg)



vs.

Southern California Trojans 3-1

Ranking: -/
Head Coach: Cynthia Cooper-Dyke
Record at USC: 3-1 (1st)
Career Rec.: 153-107 (9th)
vs. SC: 0-0
Top Scorer: Crook (17.0 ppg)
Top Rebounder: Vaioletama (7.0)

Series History: SC leads 1-0
In Los Angeles: SC leads 1-0
In Columbia: Never Met
Neutral: Never Met

2013-14 Schedule

| | | |
|---------|-----------------------------|-----------|
| Nov. 1 | North Greenville (Exh.) | W, 96-35 |
| Nov. 8 | Charleston Southern | W, 99-29 |
| Nov. 10 | Louisiana Tech | W, 68-45 |
| Nov. 14 | C. of Charleston (FSSO) | W, 81-54 |
| Nov. 17 | Seton Hall | W, 88-67 |
| Nov. 20 | at Clemson | W, 68-43 |
| Nov. 23 | at San Diego State | W, 88-54 |
| Nov. 25 | at Southern Cal (Pac-12) | 8 p.m. |
| Dec. 2 | NC Central (FSSO) | 7 p.m. |
| Dec. 8 | at Charlotte | 2 p.m. |
| | <i>Myrtle Beach Classic</i> | |
| Dec. 18 | vs. North Carolina | 7 p.m. |
| Dec. 20 | Winthrop | Noon |
| Dec. 22 | SC State (FSSO) | 1 p.m. |
| Dec. 28 | Savannah State (FSSO) | Noon |
| Jan. 2 | at Arkansas* | 8 p.m. |
| Jan. 5 | Vanderbilt* (ESPNU) | 1 p.m. |
| Jan. 9 | Kentucky* | 7 p.m. |
| Jan. 12 | at Auburn* (SPSO) | 2:30 p.m. |
| Jan. 16 | at Texas A&M* | 8 p.m. |
| Jan. 19 | Alabama* | 3 p.m. |
| Jan. 26 | at Vanderbilt* (ESPN2) | 2 p.m. |
| Jan. 30 | Mississippi* | 7 p.m. |
| Feb. 2 | Missouri* | 3 p.m. |
| Feb. 6 | at Mississippi State* | 8 p.m. |
| Feb. 9 | Arkansas* (SECTV) | 2 p.m. |
| Feb. 16 | at LSU* (ESPN2) | 3:30 p.m. |
| Feb. 20 | at Kentucky* (FSSO) | 7 p.m. |
| Feb. 23 | Florida* (SPSO) | 1 p.m. |
| Feb. 27 | Georgia* | 7 p.m. |
| Mar. 2 | at Tennessee* (ESPNU) | 2:30 p.m. |

* indicates SEC game
 All Times Listed as Eastern and are subject to change

Television outlet listed in parentheses – FSSO is Fox Sports South/Fox Sports Carolinas; SPSO is SportSouth; SECTV is SEC over-the-air syndicated package













South Carolina Notables

- This is the Gamecocks' 40th season as a varsity sport, the sixth with head coach Dawn Staley at the helm. It is South Carolina's 23rd season in the SEC.
- With 23 offensive rebounds so far this season, junior Aleighsa Welch has moved into sixth place in school history with 258 career offensive boards, just 16 away from a spot in the top five.
- South Carolina leads the SEC in field goal percentage (.496), blocks per game (7.0) and assist-to-turnover ratio (1.8).
- Four Gamecocks average double-figure points this season with 12.2 ppg the minimum in the group. South Carolina has had five hit double figures in three games this season, which already exceeds the number of any previous season in the Dawn Staley era. In fact, in the previous five seasons under Staley, five Gamecocks scored double digits in a game just five times.
- The Gamecocks shot a sparkling 73.9 percent from the field (17-of-23) in the second half of the win over Seton Hall (Nov. 17), thanks to the combined 8-of-9 effort in the period from the trio of frontcourt stars – Elem Ibiam, Aleighsa Welch and Alaina Coates.
- Tiffany Mitchell's offensive explosion at San Diego State (most of which came in the second half – 12 of 17 points and six of career-high nine assists) catapulted her up the SEC standings in four categories – 13.2 ppg (21st), .536 field goal percentage (5th), 3.8 assists per game (15th) and 2.3 assist-to-turnover ratio (11th).
- Junior Aleighsa Welch is the only one of the SEC's top five rebounders to also rank among the conference's top 10 scorers – 13.5 ppg (19th), 9.5 rpg (5th).
- Center Alaina Coates is the SEC's second-best rebounding freshman, ranking 14th in the league with 8.8 boards per outing. She is the league's only freshman to rank among the top 15 in both scoring (13.8 ppg, 13th) and rebounding.
- Junior Elem Ibiam is among the SEC's best centers on both ends of the floor as she leads the league in blocks per game (3.0), recording at least three in four games this season and is 27th in scoring at 12.2 points per game. While falling out of the rankings this week, her .675 field goal percentage would lead the league, but she is three made field goals shy of the minimum.

Tale of the Tape

| USC | SC | |
|------|----------------------------|-------|
| 3-1 | Overall Record | 6-0 |
| 0-0 | Conference Record | 0-0 |
| 1-0 | Home Record | 4-0 |
| 2-1 | Away Record | 2-0 |
| 0-0 | Neutral Record | 0-0 |
| 60.8 | Points Per Game | 82.0 |
| 63.0 | Opp. Points Per Game | 48.2 |
| .385 | Field Goal %age | .496 |
| .402 | Opp. Field Goal %age | .328 |
| .255 | 3-Pt. Field Goal %age | .340 |
| .271 | Opp. 3-Pt. Field Goal %age | .304 |
| .621 | Free Throw %age | .600 |
| 14.8 | FTs Made Per Game | 18.5 |
| 12.5 | Assists Per Game | 19.3 |
| +0.0 | Turnover Margin | +5.0 |
| 38.0 | Rebounds Per Game | 45.3 |
| +3.0 | Rebounding Margin | +15.3 |
| 8.8 | Steals Per Game | 8.7 |
| 2.3 | Blocked Shots Per Game | 7.0 |

2013-14 South Carolina Media Roster

| | | | | |
|-----------|---|---|---|---|
| 0 |  | <p>India Farmer 6-0 • Freshman • Forward • N. Myrtle Beach, S.C.</p> <p>PPG 0.0 RPG 0.0 APG 0.0 FG% — FT% —</p> | <p>LAST GAME: 1 min at Clemson NOTABLE: Has played in four games ... Athletic combo player who ran point for her HS team due to injury-depleted lineup ... Named Toast of the Coast Player of the Year by <i>The Sun News</i> and earned all-state honors as a senior.</p> | <p>Career Highs Pts: — Reb: — A: — S: — Min: 6 vs. Char. Sthrn., 11/8/13</p> |
| 2 |  | <p>Olivia Gaines 5-7 • Junior • Guard • Chester, S.C.</p> <p>PPG 1.8 RPG 2.2 APG 2.0 FG% .500 FT% .600</p> | <p>LAST GAME: 1 pt, 1 reb, 1 asst, 5 min at SDSU NOTABLE: Aggressive defender, still learning how to maximize skills in Gamecock game plan ... Named 2013 Junior/Community College Player of the Year by WBCA ... Helped team to 2013 NJCAA Division II national title.</p> | <p>Career Highs Pts: 4 vs. Char. Sthrn., 11/8/13 Reb: 4, 2x, vs. LA Tech, 11/10/13 A: 5 vs. Char. Sthrn., 11/8/13 S: 3 vs. Char. Sthrn., 11/8/13 Min: 17 vs. Char. Sthrn., 11/8/13</p> |
| 5 |  | <p>Khadijah Sessions 5-8 • Sophomore • Guard • Myrtle Beach, S.C. <i>kub-DEE-zhub SESH-uns</i></p> <p>PPG 9.7 RPG 1.7 APG 4.2 FG% .442 FT% .684</p> | <p>LAST GAME: 12 pts, 5 assts, 4 stls at SDSU NOTABLE: Assist leader 3 times, has 4 double-figure scoring games and 3 games of 5 assists ... 4th in SEC with 4.2 A:TO and 13th in apg ... Aggressive point guard who is working hard on leadership role ... Voted a team captain.</p> | <p>Career Highs Pts: 19 vs. Auburn, 2/3/13 Reb: 5 at Florida, 1/20/13 A: 5, 3x, at San Diego St., 11/23/13 S: 4, 2x, at San Diego St., 11/23/13 Min: 35 at Missouri, 2/28/13</p> |
| 12 |  | <p>Wilka Montout 6-3 • Senior • Forward • Cayenne, French Guiana <i>WIL-kub mawn-TOO</i></p> <p>PPG 2.0 RPG 3.5 APG 0.3 FG% .222 FT% .273</p> | <p>LAST GAME: 2 pts, 2 rebs at SDSU NOTABLE: Career-high 8 rebs vs CofC ... Netted 7 pts in season opener, including a 3-pointer ... Rangy forward who can stretch defenses with her shooting ... averaged 10.1 minutes last season, playing in 29 of 33 games.</p> | <p>Career Highs Pts: 12 vs. LA Tech, 11/12/12 Reb: 8 vs. CofC, 11/14/13 B: 2, 2x, vs. CSU, 11/8/13 S: 1, 4x, vs. CSU, 11/8/13 Min: 24 vs. Sav. State, 11/15/12</p> |
| 15 |  | <p>Tiffany Davis 5-7 • R-Freshman • Guard • Houston, Texas</p> <p>PPG 2.5 RPG 1.0 APG 1.5 FG% .417 FT% .600</p> | <p>LAST GAME: 3 assts, 3 min at SDSU NOTABLE: Suffered left shoulder injury at SDSU ... Solid outing against CofC, scoring and running team ... Fully recovered from knee surgery last fall ... Was slowed by preseason hamstring injury ... Expected to battle for time at point guard.</p> | <p>Career Highs Pts: 7 vs. CofC, 11/14/13 Reb: 3 vs. Elon, 11/9/12 A: 3, 3x, at San Diego St., 11/23/13 S: 5 vs. Elon, 11/9/12 Min: 20 vs. Elon, 11/9/12</p> |
| 21 |  | <p>LeAnna Morrison 5-5 • R-Sophomore • Guard • Monck's Corner, S.C.</p> <p>PPG 0.3 RPG 0.5 APG 0.5 FG% .000 FT% 1.00</p> | <p>LAST GAME: 1 reb, 1 assts, 4 min at SDSU NOTABLE: Scored first career points on pair of FTs against Seton Hall ... Ran track for two seasons at Charlotte ... Named 2011 All-Lowcountry Female Athlete of the Year by <i>The Post & Courier</i> for her two-sport prowess.</p> | <p>Career Highs Pts: 2 vs. Seton Hall, 11/17/13 Reb: 1, 3x, at SDSU, 11/23/13 A: 1, 3x, at San Diego St., 11/23/13 S: 1 vs. Seton Hall, 11/17/13 Min: 7 vs. Char. Sthrn., 11/8/13</p> |
| 23 |  | <p>Tina Roy 5-11 • R-Sophomore • Guard • Kaplan, La.</p> <p>PPG 4.5 RPG 1.7 APG 2.3 FG% .250 FT% 1.00</p> | <p>LAST GAME: 6 pts, 2 assts at SDSU NOTABLE: Tied season high with six points at SDSU on two 3s ... Fully recovered from knee surgery in August 2012 ... Still dialing in long-range shot ... Capable of playing point guard.</p> | <p>Career Highs Pts: 15 vs. Presby, 11/27/11 Reb: 5 at LSU, 1/12/12 A: 7 vs. Char. Sthrn., 11/8/13 S: 2 vs. Presby, 11/27/11 Min: 22, 4x, vs. CSU, 11/8/13</p> |
| 24 |  | <p>Aleighsa Welch 6-0 • Junior • Forward • Goose Creek, S.C. <i>uh-LEE-sub Welch</i></p> <p>PPG 13.5 RPG 9.5 APG 2.5 FG% .718 FT% .625</p> | <p>LAST GM: 8 pts, 4 rebs, 2 assts at SDSU NOTABLE: 5th in SEC in rpg, 8th in offensive rpg (3.8), 19th in ppg ... 3 dbl-dbls this season ... Good court vision and passer ... 2014 preseason All-SEC 1st Team ... 6th in school history with 257 career offensive boards ... Voted a team captain.</p> | <p>Career Highs Pts: 20 vs. Miss. State, 2/24/13 Reb: 17 vs. CofC, 11/14/13 A: 4, 3x, at Clemson, 11/20/13 S: 3, 3x, vs. Florida, 3/3/13 Min: 42 vs. Drexel, 11/28/12</p> |
| 25 |  | <p>Tiffany Mitchell 5-9 • Sophomore • Guard • Charlotte, N.C.</p> <p>PPG 13.2 RPG 4.2 APG 3.8 FG% .536 FT% .524</p> | <p>LAST GAME: 17 pts, 9 assts, 3 stls at SDSU NOTABLE: Scored in double figures every game this season ... Ranks 5th in SEC in FG% and 21st in ppg ... Leads team with 12 steal and is 2nd in assists ... Lite guard who earned SEC All-Freshman honors last season.</p> | <p>Career Highs Pts: 21 vs. SC State, 12/21/12 Reb: 11, 4x, at Florida, 1/20/13 A: 9 at San Diego St., 11/23/13 S: 5, 2x, vs. CSU, 11/8/13 Min: 36, 3x, vs. SHU, 11/17/13</p> |
| 31 |  | <p>Asia Dozier 6-0 • Sophomore • Guard/Forward • Columbia, S.C. <i>Asia DOE-zhur</i></p> <p>PPG 8.8 RPG 3.7 APG 1.7 FG% .396 FT% .800</p> | <p>LAST GAME: 16 pts, 3 rebs, 2 stls at SDSU NOTABLE: Ranks 10th in SEC in 3s made per game (1.4) ... Dominated 1st half at SDSU with all 16 pts in 15 min on court in the period ... Earned starting spot by being the most efficient producer in preseason practice.</p> | <p>Career Highs Pts: 16, 2x, last at SDSU, 11/23/13 Reb: 10 vs. Elon, 11/9/12 A: 5, 2x, vs. CSU, 11/8/13 S: 2, 4x, at San Diego St., 11/23/13 Min: 30 at Clemson, 11/20/13</p> |
| 33 |  | <p>Elem Ibiam 6-4 • Junior • Center • Fayetteville, Ga. <i>ELL-um IB-ee-um</i></p> <p>PPG 12.2 RPG 6.3 APG 0.5 FG% .675 FT% .613</p> | <p>LAST GAME: 5 pts, 4 rebs at SDSU NOTABLE: Leads SEC in blocks (2.8) and 27th in scoring ... Netted double figures in five games ... Poised to have breakthrough season after working hard on post moves in offseason ... Voted a team captain.</p> | <p>Career Highs Pts: 19 vs. Alabama, 3/7/13 Reb: 11 vs. Elon, 11/9/12 B: 5, 3x, vs. CSU, 11/8/13 S: 2, 3x, vs. CSU, 11/8/13 Min: 29, 2x, vs. SHU, 11/17/13</p> |
| 41 |  | <p>Alaina Coates 6-4 • Freshman • Center • Irmo, S.C. <i>uh-LAY-nub COATS</i></p> <p>PPG 13.8 RPG 8.8 APG 0.3 FG% .630 FT% .581</p> | <p>LAST GAME: 21 pts, 8 rebs at SDSU NOTABLE: Posted 2 dbl-dbls, 10+ pts in 5 games, including 2 20-pt games ... 11th in SEC in rpg, 13th in ppg, 14th in offensive rpg ... Named McDonald's and Parade All-America ... Earned South Carolina Player of the Year honors.</p> | <p>Career Highs Pts: 22 at San Diego St., 11/23/13 Reb: 14 vs. CofC, 11/14/13 B: 4 vs. Seton Hall, 11/17/13 S: 2 at Clemson, 11/20/13 Min: 22 at San Diego St., 11/23/13</p> |

Starter

Reserve

Quick Facts

The University

Location: Columbia, S.C.
Founded: 1801
Enrollment: 31,288
Colors: Garnet (PMS 202C) and Black
Nickname: Gamecocks
Conference: Southeastern
President: Dr. Harris Pastides
Athletics Director: Ray Tanner
Facility: Colonial Life Arena (18,000)

Coaching Staff

Head Coach: Dawn Staley
Alma Mater: Virginia, 1992
Overall Record: 270-146 (14th season)
School Record: 98-66 (6th season)
Assoc. Head Coach (Alma Mater):
Lisa Boyer (Ithaca, 1972)
Assistant Coaches (Alma Mater):
Nikki McCray (Tennessee, 1995)
Darius Taylor (Michigan, 2000)

Team Information

2012-13 Record: 25-8
Home: 13-3 Away: 7-3 Neutral: 5-2
SEC Record (Finish): 11-5 (T-4th)
Home: 6-2 Away: 5-3
Letterwinners Returning/Lost: 6/3
Starters Returning/Lost: 2/3

Program History

First Year of Women's Basketball: 1974-75
All-Time Record: 678-495 (40th season)
All-Time SEC Record: 102-197 (23rd season)
NCAA Appearances (Last): 10 (2013)
NCAA Tournament Record: 11-10
Last NCAA Result: L, 69-16, Kansas, Boulder, Colo., 3/25/13, Second Round
WNIT Appearances (Last): 4 (2011)
WNIT Record: 3-4

Media Relations

Women's Basketball Contact: Diana Koval
Office: 803.777.7977
Cell: 314.369.6050
Email: dkoval@mailbox.sc.edu
Press Row Phone: 803.777.6182
Athletics Department on the Web
Website: GamecocksOnline.com
Twitter: @GamecocksOnline
Facebook: Facebook.com/GamecocksOnline
YouTube: YouTube.com/GamecocksOnline
Women's Basketball on Twitter
Team: @GamecockWBB
Head Coach: @DawnStaley

A South Carolina Win Would...

- Be the Gamecocks' second in as many games against Southern Cal.
- Bring head coach Dawn Staley to 99 wins at South Carolina, putting her two behind Pam Parsons (1978-82) for third all-time in Gamecock women's basketball history.

Current Gamecock Streaks

| | Total | Home | Road | Neut. |
|----------------|-------|------|------|-------|
| Overall | W6 | W7 | W1 | L1 |
| SEC | W1 | W2 | L1 | — |
| Non-Conference | W6 | W7 | W5 | L1 |
| Ranked Teams | L3 | L1 | L2 | L3 |

By the Numbers

- 1 Gamecock who has scored in double figures in each game this season – Tiffany Mitchell
- 2 Games in which freshman Alaina Coates has scored 20 or more points this season
- 2 Seasons in the Dawn Staley era in which the Gamecocks have won at least 25 games – a win total that was achieved just three times in the program's first 34 seasons
- 3 Statistical categories in which South Carolina leads the SEC– field goal percentage (.496), blocks per game (7.0) and assist-to-turnover ratio (1.8)
- 3 Games this season in which five Gamecocks have scored in double figures, which had happened just five previous times in the Dawn Staley era
- 3 Members of this season's team that earned South Carolina Player of the Year honors in high school
- 4 Newcomers on this season's Gamecock roster
- 5 Gamecocks who averaged double-figure points over the two games last week, led by Tiffany Mitchell's 15.5 points per game
- 6 Dawn Staley era records South Carolina posted against Charleston Southern (Nov. 8) – points scored (99), margin of victory (+70), field goal percentage (.609), field goals made (39), assists (25) and blocks (12)
- 7 Gamecocks on this season's roster who played high school basketball in the state of South Carolina, the highest percentage of the roster since the 1990-91 squad featured eight South Carolinians on the 11-player roster
- 8 Games in the Dawn Staley era in which the Gamecocks have scored 80 or more points, including four this season
- 23 Entries for the Gamecocks in the last 33 Associated Press Top 25 Polls
- 24 Assists handed out on 29 made field goals by the Gamecocks at San Diego State
- 25 Assists handed out on 39 made field goals by the Gamecocks in win over Charleston Southern (Nov. 8), a Staley-era record for assists
- 30.8 Trips to the free throw line per game by the Gamecocks this season, including a season-high 44 attempts against Seton Hall (Nov. 17), of which South Carolina made 30 – second-most in the Staley era
- 33.3 Points per game by which South Carolina has out-scored its opponents this season to rank fourth in the SEC
- 57.0 Percent field goal shooting for the Gamecocks in the second half of games this season
- 67.1 Percent of field goals made this season that have been assisted

Southern Cal Series Notes

The Gamecocks and Trojans have met just once before tonight's game, all the way back in the 1979-80 season. The then-No. 6 Gamecocks traveled to Los Angeles as part of the AIAW Tournament and defeated Southern Cal 70-60 on March 12, 1980. South Carolina went on to finish third in the national tournament that season, missing out on a spot in the title game by three points to future SEC rival Tennessee in the semifinals.

Noting November

In its 40th season of women's basketball, South Carolina is 89-39 (.695) all-time in the month of November, including a 28-10 record (.737) in the sixth season of the Dawn Staley era. The Gamecocks hold a winning record in all three site possibilities during the month – 45-10 (.818) at home, 24-17 (.585) on the road and 20-12 (.625) at neutral sites.

Road Warriors

With comprehensive records beginning in the 1976-77 season (the third for women's basketball at South Carolina), the Gamecocks are 197-234 (.457) all-time in games played on the road, including a 28-29 mark (.491) in the Dawn Staley era. The Gamecocks have had winning road records in each of the previous two seasons, combining for a 16-8 record (.667) in 2011-12 and 2012-13.

All About Adjustments

Ever the tactician, South Carolina head coach Dawn Staley has her offense clicking best after halftime this season. While the defense – built more on the controlled factor of effort – performs best in the opening 20 minutes, the offense takes what Staley has learned through the first 20 minutes of play and applies it to shine in the second half. The Gamecocks are shooting 57.0 percent (90-of-158) in the second half, compared to 43.5 percent (83-of-191) in the first, resulting in 2.0 more points per game after halftime than before it (42.0 to 40.0). The Gamecock guards seem to have an impact on that as they adjust to defensive alignments to get the ball into the paint, handing out 11.2 assists per second half compared to just 8.2 per first half.

20/20 Vision

The Gamecocks have won each of their six games this season by at least 20 points for the first time in the Dawn Staley era. South Carolina opened the 2012-13 campaign with four straight 20-point wins en route to nine games with that minimum margin – a Dawn Staley era record. The Gamecocks posted eight 20-point wins in 2011-12 after just two in 2010-11, one in 2009-10 and two in Staley's first season 2008-09.

Welch Watch on Record Book

South Carolina junior forward Aleighsa Welch has proven to be one of the best offensive rebounders in Gamecock history. She is one of just four Gamecocks all-time to record multiple seasons with at least 100 offensive rebounds, including her 131 O-board mark last season, which ranks second in school history.

In just her third season, Welch already ranks among the program's top 10 in career offensive rebounds.

| | Gm | ORebs |
|---|-----|-------|
| 1. Marsha Williams (1990-93) | 116 | 427 |
| 2. Annie Lester (1997-00) | 110 | 348 |
| 3. Jocelyn Penn (1999-03) | 117 | 345 |
| 4. Ashley Bruner (2010-13) | 128 | 338 |
| 5. Demetress Adams (2006-09) | 112 | 274 |
| 6. <i>Aleighsa Welch (2012-present)</i> | 72 | 258 |
| 7. Petra Ujhelyi (2000-03) | 119 | 255 |
| 8. Michelle Murray (1990-93) | 96 | 254 |
| 9. Charenee Stephens (2009-12) | 110 | 253 |
| 10. Melanie Johnson (2004-07) | 89 | 237 |

Finding the Right Octave

South Carolina has scored at least 80 points in four games so far this season after reaching the mark just four times in the first five seasons of the Dawn Staley era combined. Three of this season's games are the first of the group to be played in Colonial Life Arena.

Under Staley, the Gamecocks are 7-1 in games in which they score 80 points with the lone loss coming in a double-overtime affair (94-92) at Clemson on Nov. 19, 2009. That is the only previous season in which the Gamecocks hit the 80-point plateau multiple times, adding an 80-68 victory at Alabama on Jan. 10, 2010.

Post Always Delivers

South Carolina has reaped the rewards of this season's new offensive strategy as post play has dominated the box score for the Gamecocks. The inside play of juniors Aleighsa Welch and Elem Ibiam and freshman Alaina Coates has yielded better field goal percentages – tops in the SEC (.496). The trio has accounted for 48.2 percent of the team's scoring (237 of 492 points) and is shooting a combined 50.9 percent from the field with Ibiam hitting 67.5 percent to lead the way.

South Carolina has scored 240 of its combined 492 points this season in the paint, including 70 of the 99 scored against Charleston Southern (Nov. 8) in the opener and have hit 50.0 percent or higher in two other games. As a team, South Carolina shot over 60.0 percent for the first time in the Staley era with 60.9 percent accuracy in the opener against Charleston Southern (Nov. 8). The Gamecocks hit 73.9 percent from the field (17-of-23) in the second half against Seton Hall, including 8-of-9 accuracy from the frontcourt trio.

A Little Help from My Friends

The Gamecock guards have been thriving in the assist category with the effectiveness of South Carolina's post players. Five different Gamecocks have handed out five or more assists in a game, headlined by Tina Roy's career-high seven against Charleston Southern (Nov. 8). Sophomore Asia Dozier tied her career high with five in that game, and junior transfer Olivia Gaines wasted no time setting her career mark at five that night as well. Sophomore Khadijah Sessions has handed out five twice this season, setting and then matching her career high. Most recently, Tiffany Mitchell dished out five at Clemson (Nov. 20) and then topped that new career high with nine at San Diego State (Nov. 23) to become the first Gamecock to hand out at least nine since Valerie Nainimia hit the mark against North Carolina on Dec. 20, 2009.

The team's 25 assists against Charleston Southern (Nov. 8) was a Staley-era record, and the team has assisted on at least 50.0 percent of its field goals in every game this season with a high of 82.8 percent (24 on 29 FGM) at San Diego State Nov. 23. Overall, the Gamecocks have recorded 116 assists on 173 made baskets (.671).

The Gift of Glass

The Gamecocks have been a solid rebounding team under head coach Dawn Staley, but it was a team effort by an undersized roster in the past. This season, South Carolina is out-rebounding its opponents by 15.2 boards per game, third in the SEC, behind the strength of the trio of Alaina Coates, Elem Ibiam and Aleighsa Welch. Welch is fifth in the SEC with 9.5 boards per game, and Coates 11th with 8.8 per game, second among league freshmen. Ibiam rounds out the group with 6.3 per contest.

As a team, South Carolina has turned its 97 offensive rebounds into 109 second-chance points. Welch and Coates pace the group on the offensive glass with 3.8 and 3.2 per game, respectively, to each rank among the league's top 15 in the category.

Block Party!

With a pair of 6-foot-4 centers, the Gamecocks are a constant shot-blocking threat in the post and lead the SEC with 7.0 per game. Junior Elem Ibiam's 2.7 blocks per game lead the SEC as she got the season off to a solid start with five in the opener against Charleston Southern (Nov. 8), which matched her career high and the fifth-most in Colonial Life Arena history. She has blocked at least three in four of six games this season. Coates is among the SEC's top 10 as well, holding sixth place with 1.8 per game after swatting away four against Seton Hall (Nov. 17).

Home Grown, Nationally Known

Since her arrival for the 2008-09 season, South Carolina head coach Dawn Staley has been working to protect her new home state's best prospects while fielding a team that competes at a national level. Her efforts are paying dividends as this season's roster features seven Gamecocks who played high school basketball in the state of South Carolina. Beginning with Aleighsa Welch, the first South Carolina player to sign a National Letter of Intent for Staley, the Palmetto State has sent its players of the year to Columbia as Welch (2011), Asia Dozier (2012) and Alaina Coates (2013) have each earned the title during their high school careers.

AP Top 25

(Week of 11/18)

| | |
|--------------------|-----|
| 1. Connecticut | 4-0 |
| 2. Duke | 3-0 |
| 3. Tennessee | 4-0 |
| 4. Louisville | 4-0 |
| 5. Notre Dame | 3-0 |
| 6. Stanford | 3-1 |
| 7. Kentucky | 4-0 |
| 8. Maryland | 2-1 |
| 9. Baylor | 2-0 |
| 10. Oklahoma | 3-1 |
| 11. Nebraska | 3-0 |
| 12. North Carolina | 2-1 |
| 13. Texas A&M | 3-0 |
| 14. Penn State | 2-1 |
| 15. LSU | 2-1 |
| 16. Colorado | 2-0 |
| 17. California | 2-2 |
| 18. Purdue | 3-0 |
| 19. South Carolina | 4-0 |
| 20. Oklahoma State | 3-0 |
| 21. Michigan State | 2-1 |
| 22. Iowa State | 2-0 |
| 23. Georgia | 3-0 |
| 24. Gonzaga | 2-1 |
| 25. DePaul | 2-0 |

ESPN/USA Today Top 25

(Week of 11/18)

| | |
|--------------------|-----|
| 1. Connecticut | 4-0 |
| 2. Duke | 3-0 |
| 3. Louisville | 4-0 |
| 4. Tennessee | 4-0 |
| 5. Stanford | 3-1 |
| 6. Notre Dame | 3-0 |
| 7. Kentucky | 4-0 |
| 8. Maryland | 2-1 |
| 9. Baylor | 2-0 |
| 10. Nebraska | 3-0 |
| 11. Texas A&M | 3-0 |
| 12. North Carolina | 2-1 |
| 13. Oklahoma | 3-1 |
| 14. South Carolina | 4-0 |
| 15. Penn State | 2-1 |
| 16. Iowa State | 2-0 |
| 17. California | 2-2 |
| 18. LSU | 2-1 |
| 19. Michigan State | 2-1 |
| 20. Colorado | 2-0 |
| 21. Georgia | 3-0 |
| 22. Purdue | 3-0 |
| 23. Oklahoma State | 3-0 |
| 24. Dayton | 2-2 |
| 25. Gonzaga | 2-1 |

Guess Who's Back

The Gamecocks return six letterwinners from last season's 25-win team, including starters Aleighsa Welch and Tiffany Mitchell. The other four returners each played in at least 29 of last season's 33 games with two of those – Elem Ibiam and Khadijah Sessions – averaging at least 15 minutes.

Eager to bolster the efforts of the veterans is redshirt sophomore Tina Roy. Fully recovered from her offseason knee surgery, the guard looks to improve on her 4.4 points per game as a freshman. She proved she is capable of delivering more offense toward the end of that season, averaging 8.7 points during the Gamecocks' three-game run to the SEC Tournament semifinals.

Fresh Look

South Carolina head coach Dawn Staley added four newcomers to this season's roster and will welcome the return of redshirt freshman Tiffany Davis, whose initial campaign was limited to three games by a knee injury.

Local product Alaina Coates (Irmo, S.C.) headlines this season's crop of newcomers as the McDonald's and Parade All-American makes the site of her two high school state championships her college home court. Junior transfer Olivia Gaines was named the Junior/Community College Player of the Year by the WBCA last season after leading Louisburg College to the NJCAA Division II National Championship. Walk-ons India Farmer and LeAnna Morrison will battle for court time as well.

Preseason Predictions

South Carolina was picked to finish fifth in the SEC by the league's coaches in preseason voting. The media tabbed the Gamecocks at seventh in their voting. In each of the last four seasons, South Carolina has out-performed the predictions of both groups.

| Season | Media | Coaches | Actual |
|---------|-------|---------|--------|
| 2009-10 | 10 | 6 | T-7 |
| 2010-11 | 7 | 7 | T-5 |
| 2011-12 | 8 | 7 | T-4 |
| 2012-13 | 7 | 6 | T-4 |

Be the Change

South Carolina head coach Dawn Staley has provided an extra challenge for her program with the "Be the Change" theme for this season. Reflecting on her career as she prepared for enshrinement into the Naismith Memorial Basketball Hall of Fame and traveling in Africa this summer, she discovered she wanted her team to embrace the importance of focusing on others. In Africa especially, she noted the significant impact even small acts can have on the world around her.

To that end, Staley has challenged her program and everyone who supports it to commit 50,000 random acts of kindness this season. The program has set up Twitter (@SC_WBB_RAoK) and Facebook (SC Women's Basketball Random Acts of Kindness) accounts to help keep track of everyone's contributions. Fans are encouraged to submit their acts to those accounts.

Intro Video Vibe

South Carolina's intro video features voices familiar to the Gamecock faithful as redshirt sophomore Tina Roy and sophomore Khadijah Sessions collaborated for the second-straight year on the song that sets up the Gamecocks' starting lineup. It is the third season that Roy has written a song that reflects the team, the program and its goals. After the first year's song was more just for the team, South Carolina head coach Dawn Staley encouraged Roy to create one to share center stage at home games in 2012-13, which she did with support and "beats" from her first-year teammate Sessions. It was such a hit with fans and spark for the team that the duo did it again this season.

Drive for 5

The Gamecocks launched their "Drive for 5" women's basketball ticket campaign this season. Inspired by head coach Dawn Staley's jersey number during her Naismith Hall of Fame playing career, the campaign looks to bring at least 5,000 fans to every Gamecock women's basketball game. At the end of October, the Gamecocks were well on their way, surpassing 3,000 season tickets issued for the season for the first time in the Staley era.

Future Faces of the Gamecocks

South Carolina head coach Dawn Staley is the process of reeling in what would be one of the most significant recruiting classes in program history. The class currently includes four future Gamecocks, including the No. 7, No. 32 and No. 44 rated players, according to ESPN. The group gives South Carolina the fourth-best signing class in the nation, according to ESPN, trailing just UCLA (five signees), Duke (4) and Connecticut (4).

Bianca Cuevas (5-6/Guard/Bronx, N.Y./Nazareth Regional) – Rated as eighth-best point guard and No. 44 player overall in Class of 2014 by ESPN ... Helped high school team to consecutive state titles ... Earned all-state honors three times ... Averaged 17.1 points, 2.0 assists and 3.8 steals as a junior.

Donyah Cliney (6-0/Guard/Newark, N.J./Malcolm X Shabazz) – Rated as high as No. 13 guard in Class of 2014 by ProspectNation.com ... Helped high school team to 33-1 record and the Group 2 State Championship as a junior ... Averaged 10.3 points and 1.3 assists last season ... Named honorable mention all-state ... Solid defender.

Kaydra Duckett (5-10/Guard/Columbia, S.C./Dreher) – Ranked No. 32 overall and No. 6 guard in Class of 2014 by ESPN ... Earned five-star status from ESPN ... Named all-state the last two seasons ... Named MVP at 2012 state tournament (sophomore) after guiding team to 3A state title ... Averaged 17.5 points, 2.3 assists and 3.4 steals as a junior.

Jatarie White (6-4/Post/Columbia, S.C./Dreher) – Ranked No. 7 overall and No. 1 post in Class of 2014 by ESPN ... Earned five-star status from ESPN ... Tabbed preseason All-America by The Sporting News this season ... Named Gatorade North Carolina Player of the Year in 2013 and is a three-time all-state selection ... Part of the last three of Providence Day's four straight state championships ... Averaged 19 points, 11 rebounds, three blocks and two steals as a junior ... Helped USA Basketball bring home the gold medal at the 2011 FIBA Americas U16 Championships, averaging 9.8 points and 6.8 rebounds at the event ... Is a former high school teammate of current Gamecock Tiffany Mitchell.

2013-14 Award Watch

Alaina Coates

SEC Freshman of the Week (Nov. 11-17)

Aleighsa Welch

Preseason All-SEC First Team

2013-14 Double-Doubles

Alaina Coates (2)

| | | |
|-------|-----------------------|----------------|
| 11/10 | Louisiana Tech | 12 pts/10 rebs |
| 11/14 | College of Charleston | 11 pts/14 rebs |

Aleighsa Welch (3)

| | | |
|-------|-----------------------|----------------|
| 11/10 | Louisiana Tech | 14 pts/10 rebs |
| 11/14 | College of Charleston | 12 pts/17 rebs |
| 11/20 | at Clemson | 17 pts/10 rebs |

Miscellaneous Stats

| Double-Doubles | 2013-14 | Career | Record |
|-----------------------|----------------|---------------|---------------|
| Aleighsa Welch | 3 | 13 | 12-1 |
| Alaina Coates | 2 | 2 | 2-0 |
| Tiffany Mitchell | 0 | 2 | 2-0 |
| Elem Ibiam | 0 | 1 | 0-1 |
| 20+ Points | 2013-14 | Career | Record |
| Alaina Coates | 2 | 2 | 2-0 |
| Tiffany Mitchell | 0 | 1 | 1-0 |
| Aleighsa Welch | 0 | 1 | 1-0 |
| 10+ Points | 2013-14 | Career | Record |
| Tiffany Mitchell | 6 | 20 | 18-2 |
| Aleighsa Welch | 5 | 36 | 30-6 |
| Elem Ibiam | 5 | 12 | 10-2 |
| Alaina Coates | 5 | 5 | 5-0 |
| Khadijah Sessions | 4 | 10 | 9-1 |
| Asia Dozier | 2 | 4 | 3-1 |
| Tina Roy | 0 | 5 | 4-1 |
| Wilka Montout | 0 | 2 | 2-0 |
| 10+ Rebounds | 2013-14 | Career | Record |
| Aleighsa Welch | 3 | 16 | 15-1 |
| Alaina Coates | 2 | 2 | 2-0 |
| Tiffany Mitchell | 0 | 5 | 4-1 |
| Elem Ibiam | 0 | 2 | 1-1 |
| Asia Dozier | 0 | 1 | 1-0 |
| 5+ Assists | 2013-14 | Career | Record |
| Khadijah Sessions | 3 | 3 | 3-0 |
| Asia Dozier | 1 | 2 | 2-0 |
| Olivia Gaines | 1 | 1 | 1-0 |
| Tiffany Mitchell | 2 | 2 | 2-0 |
| Tina Roy | 1 | 1 | 1-0 |
| 5+ Steals | 2013-14 | Career | Record |
| Tiffany Mitchell | 1 | 2 | 2-0 |
| Tiffany Davis | 0 | 1 | 1-0 |
| 5+ Blocks | 2013-14 | Career | Record |
| Elem Ibiam | 1 | 3 | 3-0 |

Games Led Team In...

(Tied for team lead in each category included)

| Scoring | 2013-14 | Career | Record |
|-------------------|----------------|---------------|---------------|
| Aleighsa Welch | 2 | 17 | 11-6 |
| v Alaina Coates | 2 | 2 | 2-0 |
| Elem Ibiam | 1 | 3 | 2-1 |
| Asia Dozier | 1 | 1 | 1-0 |
| Tiffany Mitchell | 0 | 7 | 6-1 |
| Khadijah Sessions | 0 | 3 | 2-1 |
| Tina Roy | 0 | 2 | 2-0 |
| Rebounding | 2013-14 | Career | Record |
| Aleighsa Welch | 5 | 31 | 27-4 |
| Alaina Coates | 3 | 3 | 3-0 |
| Elem Ibiam | 1 | 6 | 6-0 |
| Tiffany Mitchell | 0 | 6 | 5-1 |
| Assists | 2013-14 | Career | Record |
| Khadijah Sessions | 3 | 6 | 5-1 |
| Tiffany Mitchell | 2 | 4 | 4-0 |
| Tina Roy | 1 | 2 | 2-0 |
| Aleighsa Welch | 0 | 4 | 2-2 |
| Asia Dozier | 0 | 1 | 1-0 |

Watching the Gamecocks

South Carolina will play a total of 13 regular-season games on television in 2013-14. Four non-conference home games – College of Charleston (Nov. 14), NC Central (Dec. 2), SC State (Dec. 22) and Savannah State (Dec. 29) – will air on Fox Sports South and Fox Sports Carolinas in addition to the Gamecocks' game at Southern Cal airing on the Pac-12 Networks and their outing at Kentucky showing on Fox Sports South. The SEC package includes four national and three regional broadcasts during league play. The Gamecocks will play twice on ESPN2 – at Vanderbilt (Jan. 26) and at LSU (Feb. 16) – and twice on ESPNU – vs. Vanderbilt (Jan. 5) and at Tennessee (Mar. 2). Other televised games are at Auburn (Jan. 12, SportSouth), vs. Arkansas (Feb. 9, SECTV) and vs. Florida (Feb. 23, SportSouth).

Scoring Differentials

Largest lead in a win..... by 70 (99-29), 2nd-0:49 vs. Charleston Southern, 11/8/13
Largest deficit overcome to win..... by 9 (0-9), 1st-17:33 vs. College of Charleston, 11/14/13
Largest lead given up in a loss.....
Largest deficit in a loss.....

Team Specialty Stats

South Carolina/Opponent

| | Pts. in Paint | Pts. Off TOs | 2nd Chance Pts | Fast Break Pts |
|------------------|----------------------|---------------------|-----------------------|-----------------------|
| 11/8 CSU | 70/6 | 40/5 | 23/6 | 32/4 |
| 11/10 LA Tech | 38/18 | 13/12 | 19/8 | 20/8 |
| 11/14 CofC | 28/18 | 8/9 | 23/10 | 6/5 |
| 11/17 SHU | 34/30 | 11/8 | 9/10 | 20/6 |
| 11/20 at Clemson | 40/10 | 13/10 | 21/4 | 12/2 |
| 11/23 at SDSU | 30/26 | 33/11 | 14/1 | 12/2 |
| 11/25 at USC | | | | |
| 12/2 NC Central | | | | |
| 12/8 at Char. | | | | |
| 12/18 vs. UNC | | | | |
| 12/20 Winthrop | | | | |
| 12/22 SC St. | | | | |
| 12/28 Sav. St. | | | | |
| 1/2 at Arkansas | | | | |
| 1/5 Vandy | | | | |
| 1/9 Kentucky | | | | |
| 1/12 at Auburn | | | | |
| 1/16 at TAMU | | | | |
| 1/19 Alabama | | | | |
| 1/26 at Vandy | | | | |
| 1/30 Ole Miss | | | | |
| 2/2 Mizzou | | | | |
| 2/6 at Miss. St. | | | | |
| 2/9 Arkansas | | | | |
| 2/16 at LSU | | | | |
| 2/20 at Kentucky | | | | |
| 2/23 Florida | | | | |
| 2/28 Georgia | | | | |
| 3/2 at Tenn. | | | | |

Starters vs. Bench Points

| | SC Starters | Opp. Starters | SC Bench | Opp. Bench |
|------------------|--------------------|----------------------|-----------------|-------------------|
| 11/8 CSU | 58 | 19 | 41 | 10 |
| 11/10 LA Tech | 47 | 29 | 21 | 16 |
| 11/14 CofC | 53 | 26 | 28 | 28 |
| 11/17 SHU | 71 | 52 | 17 | 15 |
| 11/20 at Clemson | 55 | 30 | 13 | 13 |
| 11/23 at SDSU | 58 | 35 | 30 | 16 |
| 11/25 at USC | | | | |
| 12/2 NC Central | | | | |
| 12/8 at Char. | | | | |
| 12/18 vs. UNC | | | | |
| 12/20 Winthrop | | | | |
| 12/22 SC St. | | | | |
| 12/28 Sav. St. | | | | |
| 1/2 at Arkansas | | | | |
| 1/5 Vandy | | | | |
| 1/9 Kentucky | | | | |
| 1/12 at Auburn | | | | |
| 1/16 at TAMU | | | | |
| 1/19 Alabama | | | | |
| 1/26 at Vandy | | | | |
| 1/30 Ole Miss | | | | |
| 2/2 Mizzou | | | | |
| 2/6 at Miss. St. | | | | |
| 2/9 Arkansas | | | | |
| 2/16 at LSU | | | | |
| 2/20 at Kentucky | | | | |
| 2/23 Florida | | | | |
| 2/28 Georgia | | | | |
| 3/2 at Tenn. | | | | |

Career Highs

Alaina Coates

Points21 at San Diego State, 11/23/13
FG9 vs. Charleston Southern, 11/8/13
FGA14 vs. Charleston Southern, 11/8/13
FG %833 (5-6) at San Diego State, 11/23/13
FT11 at San Diego State, 11/23/13
FTA15 at San Diego State, 11/23/13
FT % 1.00 (2-2) vs. Charleston Southern, 11/8/13
Rebounds 14 vs. College of Charleston, 11/14/13
Off Rebs ... 5, 2x, last vs. Coll. of Charleston, 11/14/13
Def Rebs 9 vs. College of Charleston, 11/14/13
Blocks 4 vs. Seton Hall, 11/17/13
Steals 2 at Clemson, 11/20/13
Assists1, 2x, last vs. Seton Hall, 11/17/13
Minutes22 at San Diego State, 11/23/13

Tiffany Davis

Points7 vs. College of Charleston, 11/14/13
FG 2, 3x, last vs. College of Charleston, 11/14/13
FGA 4, 3x, last vs. College of Charleston, 11/14/13
FG %667 (2-3) vs. Charleston Southern, 11/8/13
3FG 1, 3x, last vs. College of Charleston, 11/14/13
3FGA4 vs. LA Tech, 11/10/13
FT 2, 2x, last vs. College of Charleston, 11/14/13
FTA3 vs. Charleston Southern, 11/8/13
FT %1.000 (2-2), 2x, last vs. C. of Charl., 11/14/13
Rebounds3 vs. Elon, 11/9/12
Off Rebounds 1, 3x, last vs. LA Tech, 11/10/13
Def Rebounds2 vs. Elon, 11/9/12
Steals5 vs. Elon, 11/9/12
Assists3, 3x, last at San Diego State, 11/23/13
Minutes20 vs. Elon, 11/9/12

Asia Dozier

Points16, 2x, last at San Diego State, 11/23/13
FG 6 vs. College of Charleston, 11/14/13
FGA13 at San Diego State, 11/23/13
FG % 1.000 (4-4) at Kentucky, 2/14/13
3FG4, 2x, last at San Diego State, 11/23/13
3FGA10 at San Diego State, 11/23/13
3FG %1.000 (2-2) at Kentucky, 2/14/13
FT4 vs. Elon, 11/9/12
FTA7 vs. Elon, 11/9/12
FT %1.000 (2-2), 4x, last at San Diego St., 11/23/13
Rebounds10 vs. Elon, 11/9/12
Off Rebounds4 vs. Elon, 11/9/12
Def Rebounds 6, 2x, last at Clemson, 11/20/13
Blocks 1, 5x, last vs. Charleston Southern, 11/8/13
Steals2, 4x, last at San Diego State, 11/23/13
Assists 5, 2x, last vs. Charleston Southern, 11/8/13
Minutes 30 at Clemson, 11/20/13

India Farmer

Minutes6 vs. Charleston Southern, 11/8/13

Olivia Gaines

Points4 vs. Charleston Southern, 11/8/13
FG2 vs. Charleston Southern, 11/8/13
FGA3 vs. Charleston Southern, 11/8/13
FG %667 (2-3) vs. Chas. Southern, 11/8/13
FT 2 vs. College of Charleston, 11/14/13
FTA2, 2x, last at San Diego State, 11/23/13
FT % 1.00 (2-2) vs. College of Charleston, 11/14/13
Rebounds4, 2x, last vs. LA Tech, 11/10/13
Off Rebs3 vs. LA Tech, 11/10/13
Def Rebs2 vs. Charleston Southern, 11/8/13
Blocks 1, 2x, last vs. LA Tech, 11/10/13
Steals3 vs. Charleston Southern, 11/8/13
Assists5 vs. Charleston Southern, 11/8/13
Minutes17 vs. Charleston Southern, 11/8/13

Elem Ibiam

Points19 vs. Alabama, 3/7/13
FG 8 vs. Alabama, 3/7/13
FGA 12 vs. Alabama, 3/7/13
FG % 1.00 (7-7) vs. Charleston Southern, 11/8/13
FT 8 vs. Seton Hall, 11/17/13
FTA10 vs. LA Tech, 11/10/13
FT %1.00 (2-2), 2x, last, vs. E. Mich., 3/17/12
Rebounds11 vs. Elon, 11/9/12
Off Rebounds6 vs. Elon, 11/9/12
Def Rebounds7, 2x, last vs. Seton Hall, 11/17/13
Blocks 5, 3x, last vs. Charleston Southern, 11/8/13
Steals 2, 3x, last vs. Charleston Southern, 11/8/13
Assists3 vs. South Dakota State, 3/23/13
Minutes29, 2x, last vs. Seton Hall, 11/17/13

Tiffany Mitchell

Points21 vs. South Carolina State, 12/21/12
FG8 vs. Furman, 12/9/12
FGA17 vs. Tennessee, 1/3/13
FG %833 (5-6) vs. Western Carolina, 12/29/12
3FG 2, 8x, last at Clemson, 11/20/13
3FGA 4, 3x, last at Clemson, 11/20/13
3FG %1.000 (2-2), 3x, last vs. WCU, 12/29/12
FT9 vs. South Carolina State, 12/21/12
FTA13 vs. South Carolina State, 12/21/12
FT %1.000 (4-4) at Missouri, 2/28/13
Rebounds 11, 4x, last at Florida, 1/20/13
Off Rebounds 6 at Florida, 1/20/13
Def Rebounds8, 2x, last at Seton Hall, 12/2/12
Steals 5, 2x, last vs. Charleston Southern, 11/8/13
Assists9 at San Diego State, 11/23/13
Minutes36, 3x, last vs. Seton Hall, 11/17/13

Wilka Montout

Points12 vs. Louisiana Tech, 11/12/12
FG4, 3x, last vs. Furman, 12/9/12
FGA13 vs. Savannah State, 11/15/12
FG %667 (2-3) at Missouri, 2/28/13
3FG 1, 6x, last vs. Charleston Southern, 11/8/13
3FGA3, 3x, last at Alabama, 2/7/13
3FG %500 (1-2) at Louisiana Tech, 11/12/12
FT 3 at Louisiana Tech, 11/12/12
FTA5 vs. Charleston Southern, 11/8/13
FT % 1.00 (2-2), 4x, last at Mississippi St., 1/6/13
Rebounds 8 vs. College of Charleston, 11/14/13
Off Rebounds5, 2x, last vs. C. of Charleston, 11/14/13
Def Rebounds3, 3x, last vs. C. of Charleston, 11/14/13
Blocks 2, 2x, last vs. Charleston Southern, 11/8/13
Steals 1, 4x, last vs. Charleston Southern, 11/8/13
Assists 2, 2x, last vs. Vanderbilt, 1/10/13
Minutes24 vs. Savannah State, 11/15/12

LeAnna Morrison

Points 2 vs. Seton Hall, 11/17/13
FGA 3 vs. College of Charleston, 11/14/13
3FGA 2 vs. College of Charleston, 11/14/13
FT 2 vs. Seton Hall, 11/17/13
FTA 2 vs. Seton Hall, 11/17/13
FT %1.00 (2-2) vs. Seton Hall, 11/17/13
Rebounds 1, 3x, last at San Diego St., 11/23/13
Off Rebs 1, 2x, last at San Diego State, 11/23/13
Def Rebs1 vs. Charleston Southern, 11/8/13
Steals 1 vs. Seton Hall, 11/17/13
Assists1, 3x, last at San Diego State, 11/23/13
Minutes7 vs. Charleston Southern, 11/8/13

Tina Roy

Points15 vs. Presbyterian, 11/27/11
FG 5, 2x, last, vs. SC State, 12/14/11
FGA12 vs. Georgia, 3/2/12
FG %667 (2-3) at Florida, 1/8/12
3FG 5 vs. Presbyterian, 11/27/11
3FGA 9, 2x, last vs. College of Charleston, 11/14/13
3FG %600 (3-5) vs. Florida, 2/12/12
FT 3 vs. College of Charleston, 11/23/11
FTA 4, 2x, last, vs. Coll. of Charleston, 11/23/11
FT %1.000 (2-2), 2x, last vs. Seton Hall, 11/17/13
Rebounds 5 at LSU, 1/12/12
Off Rebounds 3 at LSU, 1/12/12
Def Rebounds 4 vs. Presbyterian, 11/27/11
Assists7 vs. Charleston Southern, 11/8/13
Steals 2 vs. Presbyterian, 11/27/11
Minutes 22, 4x, last, vs. Chas. Southern, 11/8/13

Khadijah Sessions

Points19 vs. Auburn, 2/3/13
FG6, 2x, last, vs. Seton Hall, 11/17/13
FGA15 at Missouri, 2/28/13
FG %800 (4-5) vs. Alabama, 3/7/13
3FG 3 at Florida, 1/20/13
3FGA6, 2x, last at Missouri, 2/28/13
3FG %500 (3-6) at Florida, 1/20/13
FT 8 vs. Auburn, 2/3/13
FTA10 at Florida, 1/20/13
FT % 1.000 (4-4), 2x, last vs. Miss. St., 2/24/13
Rebounds 5 at Florida, 1/20/13
Off Rebounds3 at Missouri, 2/28/13
Def Rebounds3, 2x, last vs. Seton Hall, 11/17/13
Assists5, 3x, last at San Diego State, 11/23/13
Steals4, 2x, last at San Diego State, 11/23/13
Minutes35 at Missouri, 2/28/13

Aleighsa Welch

Points 20 vs. Mississippi State, 2/24/13
FG8 at Georgia, 1/13/13
FGA 14 vs. Kansas, 3/25/13
FG %1.000 (4-4), 3x, last at San Diego St., 11/23/13
FT 10 at Xavier, 11/30/11
FTA15 at Xavier, 11/30/11
FT %1.000 (4-4) at Seton hall, 12/2/12
Rebounds 17 vs. College of Charleston, 11/14/13
Off Rebounds 8, 5x, last vs. Kansas, 3/25/13
Def Rebounds10 vs. College of Charleston, 11/14/13
Steals 3, 3x, last vs. Florida, 3/3/13
Assists 4, 3x, last at Clemson, 11/20/13
Blocks4 at NC State, 12/4/11
Minutes42 vs. Drexel, 11/28/12

South Carolina's Record When...

| | SEC Only | All |
|--|----------|-----|
| Record..... | 0-0 | 6-0 |
| Playing a ranked opponent..... | 0-0 | 0-0 |
| Playing at home | 0-0 | 4-0 |
| Playing on the road | 0-0 | 2-0 |
| Playing at neutral site | 0-0 | 0-0 |
| Leading at half | 0-0 | 6-0 |
| Trailing at half | 0-0 | 0-0 |
| Tied at half | 0-0 | 0-0 |
| Playing an overtime game | 0-0 | 0-0 |
| 0 players score in double-figures | 0-0 | 0-0 |
| 1 player scores in double-figures | 0-0 | 0-0 |
| 2 players score in double-figures | 0-0 | 0-0 |
| 3 players score in double-figures | 0-0 | 0-0 |
| 4 players score in double-figures | 0-0 | 3-0 |
| 5 players score in double-figures | 0-0 | 3-0 |
| Starters out-score opponent's starters | 0-0 | 6-0 |
| Opponent's starters score equal/more | 0-0 | 0-0 |
| Bench out-scores opponent's bench | 0-0 | 4-0 |
| Opponent's bench scores equal/more..... | 0-0 | 2-0 |
| Shooting 50% or better | 0-0 | 3-0 |
| Shooting between 40-49% | 0-0 | 2-0 |
| Shooting between 30-39% | 0-0 | 1-0 |
| Shooting less than 30% | 0-0 | 0-0 |
| Opponent shoots 50% or better | 0-0 | 0-0 |
| Opponent shoots between 40-49% | 0-0 | 1-0 |
| Opponent shoots between 30-39% | 0-0 | 3-0 |
| Opponent shoots less than 30% | 0-0 | 2-0 |
| Shooting better than opponent..... | 0-0 | 6-0 |
| Shooting worse than/equal to opponent | 0-0 | 0-0 |
| Having more FTs made than opponent | 0-0 | 5-0 |
| Having equal/less FTs made than opponent | 0-0 | 1-0 |
| Out-rebounding opponent..... | 0-0 | 5-0 |
| Having equal/less rebounds than opponent | 0-0 | 1-0 |
| Having more TOs than opponent | 0-0 | 2-0 |
| Having equal or less TOs than opponent..... | 0-0 | 4-0 |
| Attempting more FT than 3FG..... | 0-0 | 6-0 |
| Attempting equal/less FT than 3FG | 0-0 | 0-0 |
| Making 5 or more 3FGs..... | 0-0 | 3-0 |
| Making less than 5 3FGs..... | 0-0 | 3-0 |
| Making no 3 FGs..... | 0-0 | 0-0 |
| Attempting 15 or more 3FGs..... | 0-0 | 4-0 |
| Attempting less than 15 3FGs | 0-0 | 2-0 |

| | Postseason | SEC Only | All |
|---|------------|----------|-----|
| No South Carolina players foul out | 0-0 | 5-0 | 5-0 |
| One or more SC players foul out..... | 0-0 | 1-0 | 1-0 |
| Having 10 or more assists..... | 0-0 | 6-0 | 6-0 |
| Having less than 10 assists..... | 0-0 | 0-0 | 0-0 |
| Scoring more pts. in paint than opponent | 0-0 | 6-0 | 6-0 |
| Scoring equal/less pts. in paint than opp. | 0-0 | 0-0 | 0-0 |
| Scoring more pts. off TOs than opponent | 0-0 | 5-0 | 5-0 |
| Scoring equal/less pts. off TOs than opp. | 0-0 | 1-0 | 1-0 |
| Scoring more 2nd-chance pts. | 0-0 | 5-0 | 5-0 |
| Scoring equal/less 2nd-chance pts..... | 0-0 | 1-0 | 1-0 |
| Scoring more fast break pts..... | 0-0 | 6-0 | 6-0 |
| Scoring equal/less fast break pts..... | 0-0 | 0-0 | 0-0 |
| Wearing white uniforms | 0-0 | 4-0 | 4-0 |
| Wearing black uniforms | 0-0 | 2-0 | 2-0 |
| Wearing garnet uniforms..... | 0-0 | 0-0 | 0-0 |
| Playing in tournaments/classics | 0-0 | 0-0 | 0-0 |
| Playing on live television | 0-0 | 1-0 | 1-0 |
| Playing in November..... | 0-0 | 6-0 | 6-0 |
| Playing in December | 0-0 | 0-0 | 0-0 |
| Playing in January | 0-0 | 0-0 | 0-0 |
| Playing in February | 0-0 | 0-0 | 0-0 |
| Playing in March..... | 0-0 | 0-0 | 0-0 |
| Playing during the day..... | 0-0 | 3-0 | 3-0 |
| Playing at night | 0-0 | 3-0 | 3-0 |
| Playing on Sunday..... | 0-0 | 2-0 | 2-0 |
| Playing on Monday..... | 0-0 | 0-0 | 0-0 |
| Playing on Tuesday..... | 0-0 | 0-0 | 0-0 |
| Playing on Wednesday..... | 0-0 | 1-0 | 1-0 |
| Playing on Thursday..... | 0-0 | 1-0 | 1-0 |
| Playing on Friday | 0-0 | 1-0 | 1-0 |
| Playing on Saturday..... | 0-0 | 1-0 | 1-0 |
| Margin is 5 pts. or less..... | 0-0 | 0-0 | 0-0 |
| Margin is between 6-10..... | 0-0 | 0-0 | 0-0 |
| Margin is between 11-20..... | 0-0 | 0-0 | 0-0 |
| Margin is more than 20..... | 0-0 | 6-0 | 6-0 |
| Having a 20-pt. scorer..... | 0-0 | 2-0 | 2-0 |
| Having a 30-pt. scorer..... | 0-0 | 0-0 | 0-0 |
| Scoring 49 points or less..... | 0-0 | 0-0 | 0-0 |
| Scoring 50-59 points | 0-0 | 0-0 | 0-0 |
| Scoring 60-69 points | 0-0 | 2-0 | 2-0 |
| Scoring 70-79 points | 0-0 | 0-0 | 0-0 |
| Scoring 80-89 points | 0-0 | 3-0 | 3-0 |
| Scoring 90-99 points | 0-0 | 1-0 | 1-0 |

2013-14 Team High / Low

| South Carolina | Game Highs | | Game Lows | |
|-----------------------|---------------------------|---|--------------|--|
| POINTS | 99 | Charleston Southern, 11/8/13 | 68 | at Clemson, 11/20/13 Louisiana Tech, 11/10/13 |
| FIELD GOALS MADE | 39 | Charleston Southern, 11/8/13 | 25 | College of Charleston, 11/14/13 |
| FIELD GOAL ATTEMPTS | 66 | College of Charleston, 11/14/13 | 55 | at San Diego State, 11/23/13 |
| FIELD GOAL PERCENTAGE | .609 (39-64) | Charleston Southern, 11/8/13 | .379 (25-66) | College of Charleston, 11/14/13 |
| 3 PT FIELD GOALS MADE | 9 | at San Diego State, 11/23/13 College of Charleston, 11/14/13 | 3 | Charleston Southern, 11/8/13 |
| 3 PT FG ATTEMPTS | 28 | College of Charleston, 11/14/13 | 6 | Charleston Southern, 11/8/13 |
| 3 PT FG PERCENTAGE | .500 (6-12) .500 (3-6) | Seton Hall, 11/17/13 Charleston Southern, 11/8/13 | .222 (4-18) | Louisiana Tech, 11/10/13 |
| FREE THROWS MADE | 30 | Seton Hall, 11/17/13 | 8 | Louisiana Tech, 11/10/13 |
| FREE THROW ATTEMPTS | 44 | Seton Hall, 11/17/13 | 22 | Louisiana Tech, 11/10/13 |
| FREE THROW PERCENTAGE | .682 (30-44) | Seton Hall, 11/17/13 | .364 (8-22) | Louisiana Tech, 11/10/13 |
| REBOUNDS | 62 | College of Charleston, 11/14/13 | 30 | at San Diego State, 11/23/13 |
| ASSISTS | 25 | Charleston Southern, 11/8/13 | 14 | at Clemson, 11/20/13 |
| STEALS | 17 | Charleston Southern, 11/8/13 | 5 | College of Charleston, 11/14/13 |
| BLOCKED SHOTS | 12 | Charleston Southern, 11/8/13 | 4 | at San Diego State, 11/23/13 Louisiana Tech, 11/10/13 |
| TURNOVERS | 13 | Louisiana Tech, 11/10/13 | 8 | at San Diego State, 11/23/13 |
| FOULS | 18 | at San Diego State, 11/23/13 | 9 | Charleston Southern, 11/8/13 |

| Opponent | Game Highs | | Game Lows | |
|-----------------------|--------------|--|--------------|---|
| POINTS | 67 | Seton Hall, 11/17/13 | 29 | Charleston Southern, 11/8/13 |
| FIELD GOALS MADE | 26 | Seton Hall, 11/17/13 | 10 | Charleston Southern, 11/8/13 |
| FIELD GOAL ATTEMPTS | 68 | College of Charleston, 11/14/13 | 48 | at San Diego State, 11/23/13 at Clemson, 11/20/13 |
| FIELD GOAL PERCENTAGE | .438 (21-48) | at San Diego State, 11/23/13 | .185 (10-54) | Charleston Southern, 11/8/13 |
| 3 PT FIELD GOALS MADE | 6 | Seton Hall, 11/17/13 | 1 | at San Diego State, 11/23/13 |
| 3 PT FG ATTEMPTS | 23 | Charleston Southern, 11/8/13 | 7 | at Clemson, 11/20/13 Louisiana Tech, 11/10/13 |
| 3 PT FG PERCENTAGE | .571 (4-7) | Louisiana Tech, 11/10/13 | .125 (1-8) | at San Diego State, 11/23/13 |
| FREE THROWS MADE | 12 | at Clemson, 11/20/13 | 5 | Louisiana Tech, 11/10/13 Charleston Southern, 11/8/13 |
| FREE THROW ATTEMPTS | 19 | at Clemson, 11/20/13 | 6 | Charleston Southern, 11/8/13 |
| FREE THROW PERCENTAGE | .833 (5-6) | Charleston Southern, 11/8/13 | .357 (5-14) | Louisiana Tech, 11/10/13 |
| REBOUNDS | 38 | College of Charleston, 11/14/13 | 25 | Charleston Southern, 11/8/13 |
| ASSISTS | 12 | College of Charleston, 11/14/13 | 4 | Seton Hall, 11/17/13 |
| STEALS | 7 | Louisiana Tech, 11/10/13 | 5 | at San Diego State, 11/23/13 at Clemson, 11/20/13 Seton Hall, 11/17/13 College of Charleston, 11/14/13 Charleston Southern, 11/8/13 |
| BLOCKED SHOTS | 5 | Charleston Southern, 11/8/13 | 1 | at San Diego State, 11/23/13 |
| TURNOVERS | 25 | at San Diego State, 11/23/13 Charleston Southern, 11/8/13 | 8 | Seton Hall, 11/17/13 |
| FOULS | 28 | Seton Hall, 11/17/13 | 17 | at Clemson, 11/20/13 |

The Last Time ...

Individual

Scored 50 Points

South Carolina 51, Jocelyn Penn vs. Stetson, 1/4/03
Opponent Never

Scored 40 Points

South Carolina 51, Jocelyn Penn vs. Stetson, 1/4/03
Opponent 46, Cornelia Gayden, LSU, 1/14/95

Scored 30 Points

South Carolina 30, Ieasia Walker vs. Clemson, 11/18/10
Opponent 32, LaQueta Ferguson, Florida International, 11/25/07

Grabbed 20 Rebounds

South Carolina 25, Kelsey Bone vs. Boston University, 12/28/09
Opponent 24, Courtney Paris, Oklahoma, 12/30/07

Grabbed 15 Rebounds

South Carolina 17, Aleighsa Welch vs. College of Charleston, 11/14/13
Opponent 15, Kelsey Bone, Texas A&M, 2/10/13

Two Players with 20 or More Points

South Carolina La'Keisha Sutton 21/Markeshia Grant 20 vs. North Carolina, 12/18/11
Opponent Monica Engelmann 27/Angel Goodrich 20, Kansas, 3/25/13

Two Players with 10 or More Rebounds

South Carolina Aleighsa Welch 17/Alaina Coates 14 vs. College of Charleston, 11/14/13
Opponent Quistelle Williams 10/Berna Calli 10, Arkansas, 1/27/13

Had 10 Assists

South Carolina 10, Samone Kennedy at Florida, 2/24/08
Opponent 11, Marneshia Richard, Mississippi State, 1/21/07

Had Five Steals

South Carolina 5, Tiffany Mitchell vs. Charleston Southern, 11/8/13
Opponent 5, Sam Ramirez, Appalachian State, 3/16/11

Had Five Blocked Shots

South Carolina 5, Elem Ibiam vs. Charleston Southern, 11/8/13
Opponent 7, Isabelle Harrison, Tennessee, 1/3/13

Had a Double-Double

South Carolina Aleighsa Welch (17 pts/10 rebs) at Clemson, 11/20/13
Opponent Bri Kulas (26 pts/12 rebs), Missouri, 2/28/13

Two Players had a Double-Double

South Carolina Aleighsa Welch (12 pts/17 rebs)/Alaina Coates (11 pts/14 rebs) vs. College of Charleston, 11/14/13
Opponent Chiney Ogwumike (11 pts/10 rebs)/Nnemkadi Ogwumike (39 pts/10 rebs), Stanford, 3/24/12

Had a Triple-Double

South Carolina Iva Sliskovic (18 pts, 15 rebs, 10 assts) vs. High Point, 12/20/06
Opponent Never

Team

Scored 100 Points

South Carolina 102 vs. North Carolina A&T, 3/21/08
Opponent 103, Clemson, 11/21/03

Won by 30 or More Points

South Carolina 88-54 (34) at San Diego State, 11/23/13
Opponent 66-34 (32), Georgia, 3/4/11

Shot 65% or Better from the Field

South Carolina .652 (45-69) vs. East Tennessee State, 12/19/00
Opponent Never

Shot 60% or Better from the Field

South Carolina .609 (39-64) vs. Charleston Southern, 11/8/13
Opponent .604 (29-48), Vanderbilt, 1/18/01

Shot 50% or Better from the Field

South Carolina .527 (29-55) at San Diego State, 11/23/13
Opponent .535 (23-43), Missouri, 2/28/13

No Players in Double-Figure Points

South Carolina at Auburn, 1/19/12
Opponent Charleston Southern, 11/8/13

Five Players in Double-Figure Points

South Carolina vs. Seton Hall, 11/17/13
Opponent Arkansas, 2/14/10

Faced AP Top-25 Opponent

Win 55-50 vs. No. 5 Kentucky, 1/24/13
Loss 52-61 vs. No. 19 Texas A&M, 3/8/13

Faced AP Top-10 Opponent

Win 55-50 vs. No. 5 Kentucky, 1/24/13
Loss 78-74 at No. 7 Kentucky, 2/14/13

Faced AP Top-5 Opponent

Win 55-50 vs. No. 5 Kentucky, 1/24/13
Loss 49-53 vs. No. 1 Stanford, 12/19/12

Faced AP No. 1 Team

Win Never
Loss 49-53 vs. No. 1 Stanford, 12/19/12

Overtime Game

Win 58-55 vs. Drexel, 11/28/12
Loss 60-74 vs. Vanderbilt, 2/27/11

Double-Overtime Game

Win 92-91 at Florida State, 2/4/91
Loss 92-94 at Clemson, 11/19/09

South Carolina Was Ranked (AP Poll)

AP No. 1 Never
AP Top 10 No. 10, 2/18/02
AP Top 25 No. 19, 11/18/13

Staley Era Team Records

Italics indicates set in 2013-14

Scoring

| Most | Points |
|-------------------------------------|--------|
| 1. vs. Charleston Southern, 11/8/13 | 99 |
| 2. at Clemson, 11/19/09 | 92 |
| 3. at San Diego State, 11/23/13 | 88 |
| vs. Seton Hall, 11/17/13 | 88 |
| 5. vs. North Carolina, 12/20/09 | 85 |

| Fewest | Points |
|----------------------------------|--------|
| 1. at Stanford, 11/26/10 | 32 |
| 2. vs. Georgia, 3/4/11 | 34 |
| 3. vs. Mississippi State, 3/5/09 | 39 |
| 4. at Georgia, 1/13/13 | 40 |
| 5. at Mississippi State, 2/26/09 | 41 |

| Fewest Allowed | Points |
|---------------------------------------|--------|
| 1. vs. South Carolina State, 12/14/11 | 21 |
| 2. vs. Presbyterian, 11/27/11 | 24 |
| 3. vs. Charleston Southern, 11/8/13 | 29 |
| 4. vs. Furman, 12/11/11 | 33 |
| vs. Savannah State, 12/5/10 | 33 |

| Most Allowed | Points |
|---------------------------------|--------|
| 1. at Clemson, 11/19/09 | 94 |
| 2. vs. North Carolina, 12/20/09 | 93 |
| 3. vs. Xavier, 11/12/10 | 84 |
| 4. at Tennessee, 2/17/11 | 82 |
| at Florida, 2/22/09 | 82 |

Margin of Outcome

| Victory | Score | Margin |
|---------------------------------------|-------|--------|
| 1. vs. Charleston Southern, 11/8/13 | 99-29 | +70 |
| 2. vs. South Carolina State, 12/14/11 | 66-21 | +45 |
| 3. vs. Furman, 12/11/11 | 72-33 | +39 |
| 4. at San Diego State, 11/23/13 | 88-54 | +34 |
| vs. Furman, 12/9/12 | 69-35 | +34 |

| Defeat | Score | Margin |
|------------------------------|-------|--------|
| 1. at Stanford, 11/26/10 | 32-70 | -38 |
| 2. vs. Georgia, 3/4/11 | 34-66 | -32 |
| 3. vs. Stanford, 12/19/08 | 47-78 | -31 |
| 4. at Penn State, 11/21/10 | 48-78 | -30 |
| 5. vs. Connecticut, 12/28/08 | 48-77 | -29 |

Field Goals

| Made | FGM |
|-------------------------------------|-----|
| 1. vs. Charleston Southern, 11/8/13 | 39 |
| 2. vs. North Carolina, 12/20/09 | 34 |
| at Clemson, 11/19/09 | 34 |
| 4. vs. North Carolina, 12/18/11 | 33 |
| 5. vs. Eastern Michigan, 3/17/12 | 32 |

| Attempts | FGA |
|-----------------------------|-----|
| 1. vs. Penn State, 11/20/11 | 76 |
| 2. at Clemson, 11/19/09 | 74 |
| 3. vs. Tennessee, 1/20/11 | 73 |
| 4. vs. Kansas, 3/25/13 | 72 |
| 5. vs. NC State, 12/13/09 | 71 |

| Highest Percentage (Min. 40 FGA) | FGM-A | Pct |
|-------------------------------------|-------|------|
| 1. vs. Charleston Southern, 11/8/13 | 39-64 | .609 |
| 2. at Alabama, 1/10/10 | 31-52 | .596 |
| 3. vs. Seton Hall, 11/17/13 | 26-45 | .578 |
| 4. at Kentucky, 2/14/13 | 28-50 | .560 |
| 5. at Alabama, 2/19/12 | 25-45 | .556 |

| Lowest Percentage (Min. 40 FGA) | FGM-A | Pct |
|---------------------------------|-------|------|
| 1. at Stanford, 11/26/10 | 12-55 | .218 |
| 2. vs. Georgia, 3/4/11 | 12-52 | .231 |
| 3. at Florida, 1/20/13 | 15-64 | .234 |
| 4. at Kentucky, 2/5/09 | 13-55 | .236 |
| 5. at Georgia, 1/2/11 | 13-54 | .241 |

| Lowest Percentage Allowed | FGM-A | Pct |
|---------------------------------------|-------|------|
| 1. vs. South Carolina State, 12/14/11 | 6-48 | .125 |
| 2. vs. Charleston Southern, 11/8/13 | 10-54 | .185 |
| 3. vs. Hampton, 11/22/12 | 11-57 | .193 |
| 4. vs. Furman, 12/9/12 | 11-46 | .239 |
| vs. Clemson, 11/18/12 | 11-46 | .239 |

| Highest Percentage Allowed | FGM-A | Pct |
|------------------------------|-------|------|
| 1. vs. Connecticut, 12/28/08 | 35-62 | .565 |
| vs. Florida, 1/9/11 | 26-46 | .565 |
| 3. vs. Xavier, 11/12/10 | 34-61 | .557 |
| 4. at Kentucky, 1/13/11 | 30-55 | .545 |
| 5. vs. Vanderbilt, 2/27/11 | 27-50 | .540 |

3-Point Field Goals

| Made | 3FGM |
|-------------------------------------|------|
| 1. at San Diego State, 11/23/13 | 9 |
| vs. College of Charleston, 11/14/13 | 9 |
| vs. Savannah State, 11/15/12 | 9 |
| at Arkansas, 2/6/11 | 9 |
| at Ole Miss, 1/16/11 | 9 |
| vs. North Carolina, 12/18/11 | 9 |
| vs. Ole Miss, 1/26/12 | 9 |

| Attempts | 3FGA |
|--|------|
| 1. vs. Penn State, 11/20/11 | 29 |
| 2. vs. College of Charleston, 11/14/13 | 28 |
| vs. North Carolina, 12/19/10 | 28 |
| 4. vs. Savannah State, 11/15/12 | 25 |
| at Ole Miss, 1/16/11 | 25 |

| Percentage (Min. 5 3FGA) | 3FGM-A | Pct |
|-----------------------------------|--------|------|
| 1. vs. Western Carolina, 12/29/12 | 6-9 | .667 |
| at Alabama, 1/10/10 | 8-12 | .667 |
| vs. Charlotte, 12/21/08 | 8-12 | .667 |
| 4. vs. Florida, 2/12/12 | 8-13 | .615 |
| 5. at Alabama, 2/19/12 | 5-9 | .556 |

Free Throws

| Made | FTM |
|---------------------------------|-----|
| 1. at Mississippi State, 1/6/13 | 32 |
| 2. vs. Seton Hall, 11/17/13 | 30 |
| 3. vs. SC State, 12/21/12 | 27 |
| 4. at Ole Miss, 1/22/09 | 26 |
| 5. vs. Charlotte, 12/21/08 | 24 |

| Attempts | FTA |
|--|-----|
| 1. at Mississippi State, 1/6/13 | 50 |
| 2. vs. Seton Hall, 11/17/13 | 44 |
| vs. SC State, 12/21/12 | 44 |
| 4. vs. College of Charleston, 11/14/13 | 42 |
| 5. at Xavier, 11/30/11 | 38 |

| Percentage (Min. 10 FTA) | FTM-A | Pct |
|----------------------------------|-------|------|
| 1. vs. Auburn, 1/2/09 | 23-26 | .885 |
| 2. vs. San Diego State, 11/28/09 | 14-16 | .875 |
| 3. at Tennessee, 1/7/10 | 10-12 | .833 |
| 4. at Auburn, 2/4/10 | 9-11 | .818 |
| 5. vs. Davidson, 11/24/08 | 13-16 | .813 |

Rebounding

| Total | Rebs |
|--|------|
| 1. vs. College of Charleston, 11/14/13 | 62 |
| 2. at Florida, 1/20/13 | 59 |
| 3. vs. Hampton, 11/22/12 | 57 |
| 4. at Alabama, 2/7/13 | 53 |
| vs. Elon, 11/9/12 | 53 |
| vs. Brown, 12/29/09 | 53 |

| Offensive | ORebs |
|--|-------|
| 1. vs. Elon, 11/9/12 | 29 |
| 2. vs. College of Charleston, 11/23/11 | 27 |
| 3. vs. Kansas, 3/25/13 | 26 |
| at Florida, 1/20/13 | 26 |
| 4. vs. Savannah State, 11/15/12 | 25 |
| vs. Penn State, 11/20/11 | 25 |
| at Penn State, 11/21/10 | 25 |

| Defensive | DRebs |
|--|-------|
| 1. vs. College of Charleston, 11/14/13 | 39 |
| vs. Hampton, 11/22/12 | 39 |
| 3. vs. Charlotte, 11/16/09 | 35 |
| 4. at Florida, 1/20/13 | 33 |
| at Ole Miss, 1/22/09 | 33 |

| Margin | Rebs | Margin |
|--|-------|--------|
| 1. at Alabama, 2/7/13 | 53-24 | +29 |
| 2. vs. Florida Gulf Coast, 11/23/12 | 46-20 | +26 |
| 3. vs. Hampton, 11/22/12 | 57-32 | +25 |
| 4. vs. College of Charleston, 11/14/13 | 62-38 | +24 |
| vs. Savannah State, 11/15/12 | 50-26 | +24 |

Assists

| Game | Assists |
|-------------------------------------|---------|
| 1. vs. Charleston Southern, 11/8/13 | 25 |
| 2. at San Diego State, 11/23/13 | 24 |
| 3. vs. Eastern Michigan, 3/17/12 | 22 |
| 4. at Louisiana Tech, 11/12/12 | 20 |
| vs. Alabama, 2/15/09 | 20 |

Steals

| Game | Steals |
|-------------------------------------|--------|
| 1. vs. Furman, 12/11/11 | 21 |
| 2. vs. Charleston Southern, 11/8/13 | 17 |
| 3. vs. NC State, 12/12/10 | 16 |
| vs. USC Upstate, 12/16/08 | 16 |
| 5. vs. Furman, 12/9/12 | 15 |
| vs. High Point, 12/2/09 | 15 |
| vs. Davidson, 11/24/08 | 15 |

Blocked Shots

| Game | Blocks |
|--------------------------------------|--------|
| 1. vs. Charleston Southern, 11/14/13 | 12 |
| 2. vs. Eastern Michigan, 3/17/12 | 11 |
| vs. Furman, 12/11/11 | 11 |
| 4. vs. Seton Hall, 11/17/13 | 9 |
| vs. Furman, 12/9/12 | 9 |
| at NC State, 12/4/11 | 9 |
| vs. Alabama A&M, 11/14/11 | 9 |

Turnovers

| Fewest | TOs |
|-----------------------------|-----|
| 1. at Tennessee, 2/2/12 | 4 |
| 2. at Missouri, 2/28/13 | 5 |
| vs. Georgia, 3/2/12 | 5 |
| vs. Ole Miss, 3/3/11 | 5 |
| 5. vs. Stanford, 12/19/12 | 7 |
| at Louisiana Tech, 11/12/12 | 7 |
| vs. Tennessee, 3/3/12 | 7 |

| Most | TOs |
|-------------------------------|-----|
| 1. at Wake Forest, 12/3/08 | 32 |
| 2. vs. Hampton, 11/22/12 | 29 |
| vs. Kentucky, 1/15/12 | 29 |
| 4. at Kentucky, 1/13/11 | 28 |
| 5. vs. Jacksonville, 12/30/08 | 26 |



Official Basketball Box Score -- Game Totals -- Final Statistics
#19/14 South Carolina vs Clemson
 11/20/13 7 pm at Clemson, SC (Littlejohn Coliseum)



#19/14 South Carolina 68 • 5-0

| ## | Player | Total | | 3-Ptr | | Rebounds | | | PF | TP | A | TO | Blk | Stl | Min |
|--------|--------------------|--------|--------|--------|-------|----------|-----|----|----|----|----|----|-----|-----|-----|
| | | FG-FGA | FG-FGA | FT-FTA | Off | Def | Tot | | | | | | | | |
| 24 | WELCH, Aleighsa | f | 7-10 | 0-0 | 3-3 | 4 | 6 | 10 | 2 | 17 | 4 | 1 | 3 | 1 | 29 |
| 31 | DOZIER, Asia | f | 2-9 | 0-5 | 0-1 | 3 | 6 | 9 | 3 | 4 | 0 | 2 | 0 | 0 | 30 |
| 33 | IBIAM, Elem | c | 5-6 | 0-0 | 0-0 | 3 | 3 | 6 | 2 | 10 | 1 | 0 | 1 | 1 | 25 |
| 05 | SESSIONS, Khadijah | g | 3-7 | 2-4 | 2-3 | 2 | 1 | 3 | 1 | 10 | 3 | 1 | 0 | 0 | 32 |
| 25 | MITCHELL, Tiffany | g | 6-10 | 2-4 | 0-0 | 2 | 4 | 6 | 0 | 14 | 5 | 4 | 0 | 2 | 28 |
| 00 | FARMER, India | g | 0-0 | 0-0 | 0-0 | 0 | 0 | 0 | 0 | 0 | 0 | 0 | 0 | 0 | 1 |
| 12 | MONTOU, Wilka | g | 0-6 | 0-0 | 1-2 | 2 | 2 | 4 | 0 | 1 | 0 | 1 | 0 | 0 | 13 |
| 15 | DAVIS, Tiffany | g | 0-0 | 0-0 | 0-0 | 0 | 0 | 0 | 0 | 0 | 1 | 0 | 0 | 0 | 10 |
| 21 | MORRISON, LeAnna | g | 0-0 | 0-0 | 0-0 | 0 | 0 | 0 | 0 | 0 | 0 | 0 | 0 | 0 | 2 |
| 23 | ROY, Tina | g | 1-4 | 0-3 | 1-1 | 2 | 1 | 3 | 1 | 3 | 0 | 2 | 0 | 0 | 15 |
| 41 | COATES, Alaina | g | 2-5 | 0-0 | 5-8 | 1 | 5 | 6 | 4 | 9 | 0 | 1 | 1 | 2 | 15 |
| Team | | | | | | 0 | 2 | 2 | | | | | | | |
| Totals | | | 26-57 | 4-16 | 12-18 | 19 | 30 | 49 | 13 | 68 | 14 | 12 | 5 | 6 | 200 |

FG % 1st Half: 12-31 38.7% 2nd half: 14-26 53.8% Game: 26-57 45.6% Deadball Rebounds 1
 3FG % 1st Half: 1-8 12.5% 2nd half: 3-8 37.5% Game: 4-16 25.0%
 FT % 1st Half: 2-3 66.7% 2nd half: 10-15 66.7% Game: 12-18 66.7%

Clemson 43 • 1-3

| ## | Player | Total | | 3-Ptr | | Rebounds | | | PF | TP | A | TO | Blk | Stl | Min |
|--------|-----------------------|--------|--------|--------|-------|----------|-----|----|----|----|---|----|-----|-----|-----|
| | | FG-FGA | FG-FGA | FT-FTA | Off | Def | Tot | | | | | | | | |
| 01 | Tay, Charmaine | f | 5-15 | 0-2 | 1-3 | 2 | 3 | 5 | 2 | 11 | 2 | 2 | 1 | 1 | 32 |
| 13 | Chatman, Sade | c | 1-8 | 0-0 | 1-2 | 1 | 2 | 3 | 5 | 3 | 0 | 2 | 0 | 1 | 23 |
| 02 | Lindsay, Chelsea | g | 5-10 | 2-3 | 0-0 | 1 | 1 | 2 | 0 | 12 | 3 | 2 | 0 | 1 | 39 |
| 21 | Dixon, Nikki | g | 0-0 | 0-0 | 0-0 | 0 | 0 | 0 | 0 | 0 | 0 | 0 | 0 | 0 | 1 |
| 23 | Dunn, Chancie | g | 2-6 | 0-0 | 0-0 | 0 | 2 | 2 | 4 | 4 | 1 | 2 | 0 | 0 | 35 |
| 05 | Gramlich, Kelly | g | 0-3 | 0-1 | 2-2 | 0 | 5 | 5 | 1 | 2 | 1 | 0 | 0 | 1 | 24 |
| 14 | Mosley, Paige | g | 0-1 | 0-0 | 2-4 | 1 | 1 | 2 | 1 | 2 | 0 | 0 | 0 | 1 | 8 |
| 15 | Jamison-Myers, Nyilah | g | 0-4 | 0-0 | 5-6 | 2 | 1 | 3 | 4 | 5 | 0 | 2 | 1 | 0 | 24 |
| 20 | Gaillard, Jordan | g | 1-1 | 1-1 | 1-2 | 0 | 2 | 2 | 0 | 4 | 0 | 1 | 0 | 0 | 14 |
| Team | | | | | | 3 | 0 | 3 | | | | | | | |
| Totals | | | 14-48 | 3-7 | 12-19 | 10 | 17 | 27 | 17 | 43 | 7 | 11 | 2 | 5 | 200 |

FG % 1st Half: 3-23 13.0% 2nd half: 11-25 44.0% Game: 14-48 29.2% Deadball Rebounds 1
 3FG % 1st Half: 0-2 0.0% 2nd half: 3-5 60.0% Game: 3-7 42.9%
 FT % 1st Half: 9-14 64.3% 2nd half: 3-5 60.0% Game: 12-19 63.2%

Officials: Billy Smith, Jules Gallien, Mark Berger
 Technical fouls: #19/14 South Carolina-None. Clemson-None.
 Attendance: 715

| Score by periods | 1st | 2nd | Total |
|-----------------------|-----|-----|-------|
| #19/14 South Carolina | 27 | 41 | 68 |
| Clemson | 15 | 28 | 43 |

Last FG - SC 2nd-00:32, CU 2nd-00:08.
 Largest lead - SC by 28 2nd-02:32, CU by 2 1st-19:45.

| Points | In Paint | Off T/O | 2nd Chance | Fast Break | Bench |
|--------|----------|---------|------------|------------|-------|
| SC | 40 | 13 | 21 | 12 | 13 |
| CU | 10 | 10 | 4 | 2 | 13 |

Score tied - 1 time.
 Lead changed - 1 time.



Official Basketball Box Score -- Game Totals -- Final Statistics
#19/14 South Carolina vs San Diego State
 11/23/13 1 p.m. at Viejas Arena at Aztec Bowl (San Diego)



#19/14 South Carolina 88 • 6-0

| ## | Player | Total | | 3-Ptr | | Rebounds | | | PF | TP | A | TO | Blk | Stl | Min |
|--------|--------------------|--------|--------|--------|-------|----------|-----|----|----|----|----|----|-----|-----|-----|
| | | FG-FGA | FG-FGA | FT-FTA | Off | Def | Tot | | | | | | | | |
| 24 | WELCH, Aleighsa | f | 4-4 | 0-0 | 0-2 | 1 | 3 | 4 | 3 | 8 | 2 | 1 | 1 | 1 | 25 |
| 31 | DOZIER, Asia | f | 5-13 | 4-10 | 2-2 | 3 | 0 | 3 | 2 | 16 | 0 | 2 | 0 | 2 | 28 |
| 33 | IBIAM, Elem | c | 2-3 | 0-0 | 1-2 | 1 | 3 | 4 | 3 | 5 | 1 | 1 | 1 | 1 | 21 |
| 05 | SESSIONS, Khadijah | g | 4-9 | 2-5 | 2-3 | 0 | 0 | 0 | 1 | 12 | 5 | 1 | 0 | 4 | 30 |
| 25 | MITCHELL, Tiffany | g | 6-10 | 1-2 | 4-5 | 1 | 2 | 3 | 2 | 17 | 9 | 1 | 0 | 3 | 26 |
| 02 | GAINES, Olivia | g | 0-0 | 0-0 | 1-2 | 1 | 0 | 1 | 0 | 1 | 1 | 0 | 0 | 1 | 5 |
| 12 | MONTOU, Wilka | g | 1-2 | 0-1 | 0-0 | 0 | 2 | 2 | 3 | 2 | 0 | 1 | 0 | 0 | 17 |
| 15 | DAVIS, Tiffany | g | 0-1 | 0-0 | 0-0 | 0 | 0 | 0 | 0 | 0 | 3 | 0 | 0 | 0 | 3 |
| 21 | MORRISON, LeAnna | g | 0-1 | 0-1 | 0-0 | 1 | 0 | 1 | 0 | 0 | 1 | 0 | 0 | 0 | 4 |
| 23 | ROY, Tina | g | 2-6 | 2-4 | 0-0 | 0 | 1 | 1 | 0 | 6 | 2 | 1 | 1 | 0 | 19 |
| 41 | COATES, Alaina | g | 5-6 | 0-0 | 11-15 | 1 | 7 | 8 | 4 | 21 | 0 | 0 | 1 | 0 | 22 |
| Team | | | | | | 1 | 2 | 3 | | | | | | | |
| Totals | | | 29-55 | 9-23 | 21-31 | 10 | 20 | 30 | 18 | 88 | 24 | 8 | 4 | 12 | 200 |

FG % 1st Half: 16-35 45.7% 2nd half: 13-20 65.0% Game: 29-55 52.7% Deadball Rebounds 3,2
 3FG % 1st Half: 7-15 46.7% 2nd half: 2-8 25.0% Game: 9-23 39.1%
 FT % 1st Half: 4-6 66.7% 2nd half: 17-25 68.0% Game: 21-31 67.7%

San Diego State 54 • 0-4

| ## | Player | Total | | 3-Ptr | | Rebounds | | | PF | TP | A | TO | Blk | Stl | Min |
|--------|---------------------|--------|--------|--------|------|----------|-----|----|----|----|----|----|-----|-----|-----|
| | | FG-FGA | FG-FGA | FT-FTA | Off | Def | Tot | | | | | | | | |
| 02 | HUNTER, Khristina | f | 1-4 | 0-0 | 3-4 | 2 | 1 | 3 | 5 | 5 | 1 | 4 | 0 | 0 | 19 |
| 05 | CULBERSON, Chairese | f | 0-6 | 0-2 | 0-0 | 0 | 0 | 0 | 3 | 0 | 1 | 0 | 0 | 0 | 28 |
| 25 | AMARIKWA, Erimma | f | 7-11 | 0-0 | 1-2 | 1 | 4 | 5 | 0 | 15 | 0 | 1 | 0 | 0 | 26 |
| 13 | WARREN, Cierra | c | 2-4 | 0-0 | 1-5 | 2 | 3 | 5 | 5 | 5 | 1 | 3 | 0 | 0 | 20 |
| 11 | HARVEY, Ahjalee | g | 4-9 | 1-4 | 1-2 | 0 | 4 | 4 | 2 | 10 | 3 | 7 | 0 | 1 | 34 |
| 00 | SMITH, Deidra | g | 3-5 | 0-0 | 0-0 | 1 | 3 | 4 | 4 | 6 | 0 | 3 | 0 | 0 | 23 |
| 03 | BOSTICK, Ariell | g | 1-2 | 0-0 | 0-0 | 0 | 1 | 1 | 2 | 2 | 0 | 1 | 0 | 0 | 8 |
| 12 | SCURRY, Deajanae | g | 3-6 | 0-1 | 0-0 | 1 | 6 | 7 | 2 | 6 | 4 | 4 | 1 | 4 | 23 |
| 21 | JOHNSON, Chloe | g | 0-1 | 0-1 | 0-0 | 0 | 1 | 1 | 2 | 0 | 0 | 1 | 0 | 0 | 12 |
| 23 | LAWRENCE, Alyssa | g | 0-0 | 0-0 | 2-2 | 0 | 0 | 0 | 0 | 2 | 0 | 0 | 0 | 0 | 7 |
| Team | | | | | | 1 | 0 | 1 | | | | | | | |
| Totals | | | 21-48 | 1-8 | 8-15 | 8 | 23 | 31 | 25 | 51 | 10 | 25 | 1 | 5 | 200 |

FG % 1st Half: 12-22 54.5% 2nd half: 9-26 34.6% Game: 21-48 43.8% Deadball Rebounds 4
 3FG % 1st Half: 1-4 25.0% 2nd half: 0-4 0.0% Game: 1-8 12.5%
 FT % 1st Half: 4-7 57.1% 2nd half: 4-8 50.0% Game: 8-15 53.3%

Officials: Melissa Barlow, Shelley Nakasone, Lisa Jones
 Technical fouls: #19/14 South Carolina-None. San Diego State-None.
 Attendance: 642

3 TEAM POINTS AWARDED TO SDSU AT 19:49 1ST HALF

| Score by periods | 1st | 2nd | Total |
|-----------------------|-----|-----|-------|
| #19/14 South Carolina | 43 | 45 | 88 |
| San Diego State | 32 | 22 | 54 |

Last FG - SC 2nd-01:32, SDSU 2nd-03:02.
 Largest lead - SC by 37 2nd-00:24, SDSU by 1 1st-16:48.

| Points | In Paint | Off T/O | 2nd Chance | Fast Break | Bench |
|--------|----------|---------|------------|------------|-------|
| SC | 30 | 33 | 14 | 12 | 30 |
| SDSU | 26 | 11 | 1 | 2 | 16 |

Score tied - 0 times.
 Lead changed - 2 times.



2013-14 South Carolina Basketball
#19/14 South Carolina Game-by-Game Highs (as of Nov 23, 2013)
All games



| Opponent | Date | Score | Points | Rebounds | Assists | Steals | Blocked shots |
|---------------------|----------|-------|--------------------|--|---------------------|---------------------------------------|---|
| CHARLESTON SOUTHERN | 11/08/13 | 99-29 | 20-COATES, Alaina | 8-WELCH, Aleighsa | 7-ROY, Tina | 5-MITCHELL, Tiffany | 5-IBIAM, Elem |
| LOUISIANA TECH | 11/10/13 | 68-45 | 14-WELCH, Aleighsa | 10-WELCH, Aleighsa COATES, Alaina | 5-SESSIONS, Khadij | 2-SESSIONS, Khadij | 3-IBIAM, Elem |
| COLL. OF CHARLESTON | 11/14/13 | 81-54 | 16-DOZIER, Asia | 17-WELCH, Aleighsa | 4-SESSIONS, Khadij | 2-WELCH, Aleighsa | 3-IBIAM, Elem COATES, Alaina |
| SETON HALL | 11/17/13 | 88-67 | 18-IBIAM, Elem | 8-IBIAM, Elem WELCH, Aleighsa COATES, Alaina | 5-SESSIONS, Khadij | 2-DOZIER, Asia | 4-COATES, Alaina |
| at Clemson | 11/20/13 | 68-43 | 17-WELCH, Aleighsa | 10-WELCH, Aleighsa | 5-MITCHELL, Tiffany | 2-COATES, Alaina MITCHELL, Tiffany | 3-WELCH, Aleighsa |
| at San Diego State | 11/23/13 | 88-54 | 21-COATES, Alaina | 8-COATES, Alaina | 9-MITCHELL, Tiffany | 4-SESSIONS, Khadij | 1-COATES, Alaina ROY, Tina WELCH, Aleighsa IBIAM, Elem |



2013-14 South Carolina Basketball
#19/14 South Carolina Points-Rebounds-Assists (as of Nov 23, 2013)
All games



| Opponent | Date | Score | 00 | 02 | 05 | 12 | 15 | 21 | 23 | 24 | 25 | 31 | 33 | 41 |
|----------|----------|---------|-------------|-----------|------------|------------|------------|------------|----------|------------|------------|-------------|-------------|------------|
| | | | FARMER,LIND | GAINES,OJ | SESSIONS,K | MONTOUT,TW | DAVIS,TIFF | MORRISON,L | ROY,TINA | WELCH,ALEI | MITCHELL,T | DOZIER,RASI | IBIAME,LEEM | COATES,ALA |
| CSU | 11/08/13 | 99-29 w | 0-0-0 | 4-4-5 | 10-2-3 | 7-4-1 | 5-2-1 | 0-1-1 | 5-3-7 | 15-8-0 | 12-1-1 | 4-3-5 | 17-6-0 | 20-7-1 |
| LATECH | 11/10/13 | 68-45 w | 0-0-0 | 2-4-3 | 7-1-5 | 0-3-0 | 3-2-1 | 0-0-0 | 2-1-2 | 14-10-3 | 10-4-3 | 7-1-0 | 11-8-1 | 12-10-0 |
| COFC | 11/14/13 | 81-54 w | 0-0-0 | 2-1-0 | 2-1-4 | 2-8-0 | 7-1-3 | 0-1-1 | 6-0-2 | 12-17-2 | 11-8-1 | 16-2-3 | 12-6-0 | 11-14-0 |
| SHU | 11/17/13 | 88-67 w | DNP | 0-1-1 | 17-3-5 | 0-0-1 | 0-1-0 | 2-0-0 | 5-2-1 | 15-8-4 | 15-3-4 | 6-4-2 | 18-8-0 | 10-8-1 |
| at CU | 11/20/13 | 68-43 w | 0-0-0 | DNP | 10-3-3 | 1-4-0 | 0-0-1 | 0-0-0 | 3-3-0 | 17-10-4 | 14-6-5 | 4-9-0 | 10-6-1 | 9-6-0 |
| at SDSU | 11/23/13 | 88-54 w | DNP | 1-1-1 | 12-0-5 | 2-2-0 | 0-0-3 | 0-1-1 | 6-1-2 | 8-4-2 | 17-3-9 | 16-3-0 | 5-4-1 | 21-8-0 |



2013-14 South Carolina Basketball
#19/14 South Carolina Team Game-by-Game Comparison (as of Nov 23, 2013)
All games



| Opponent | 1st | 2nd | Score | Mar | Total FG | FG Pct | 3-Pointers | 3FG Pct | Free Throws | FT Pct | Rebounds | Assist | T/Over | Block | Steal | Fouls | |
|---------------------|-------|-------|-------|-----|-------------|-----------|------------|-----------|-------------|-----------|----------|--------|--------|-------|-------|-------|-------|
| CHARLESTON SOUTHERN | 52/13 | 47/16 | 99-29 | +70 | 39-64/10-54 | .609/.185 | 3-6/4-23 | .500/.174 | 18-28/5-6 | .643/.833 | 46/25 | +21 | 25/6 | 10/25 | 12/5 | 17/5 | 9/19 |
| LOUISIANA TECH | 31/17 | 37/28 | 68-45 | +23 | 28-62/18-50 | .452/.360 | 4-18/4-7 | .222/.571 | 8-22/5-14 | .364/.357 | 47/29 | +18 | 18/10 | 13/17 | 4/2 | 6/7 | 15/22 |
| COLL. OF CHARLESTON | 46/34 | 35/20 | 81-54 | +27 | 25-66/21-68 | .379/.309 | 9-28/3-13 | .321/.231 | 22-42/9-18 | .524/.500 | 62/38 | +24 | 16/12 | 12/10 | 8/2 | 5/5 | 15/27 |
| SETON HALL | 41/39 | 47/28 | 88-67 | +21 | 26-45/26-67 | .578/.388 | 6-12/6-11 | .500/.545 | 30-44/9-18 | .682/.500 | 38/30 | +8 | 19/4 | 11/8 | 9/2 | 6/5 | 16/28 |
| Clemson | 27/15 | 41/28 | 68-43 | +25 | 26-57/14-48 | .456/.292 | 4-16/3-7 | .250/.429 | 12-18/12-19 | .667/.632 | 49/27 | +22 | 14/7 | 12/11 | 5/2 | 6/5 | 13/17 |
| San Diego State | 43/32 | 45/22 | 88-54 | +34 | 29-55/21-48 | .527/.438 | 9-23/1-8 | .391/.125 | 21-31/8-15 | .677/.533 | 30/31 | (1) | 24/10 | 8/25 | 4/1 | 12/5 | 18/25 |

Note: Game totals are displayed in the format TEAM/OPPONENT for each category