



2017-18 SCHEDULE

OVERALL: 6-2 | SEC: 0-0

HOME: 2-0 | AWAY: 2-0 | NEUTRAL: 2-2

OCTOBER

30 Erskine + W, 85-44

NOVEMBER

5 Virginia Tech = L, 86-67
10 at Wofford W, 73-52
13 Western Michigan ^ W, 78-60
16 vs. Illinois State # L, 69-65
17 vs. UTEP # W, 80-56
19 vs. Western Michigan # W, 79-66
27 at FIU W, 78-61
30 vs. Temple % L, 76-60

DECEMBER

2 UMass W, 76-70
6 Wyoming 7 p.m./SECN+
9 Coastal Carolina 12 p.m./ SECN
19 at Clemson 7 p.m./ESPN
27 Limestone 3 p.m./SECN+
31 at Ole Miss* 6 p.m./ESPN2

JANUARY

3 Missouri* 9 p.m./ESPN2
6 Vanderbilt* 6:45 p.m./ SECN
9 at Alabama* 7 p.m./ SECN
13 at Georgia* 1 p.m./ SECN
16 Kentucky* 9 p.m./ESPN
20 Tennessee* 6 p.m./ESPN2
24 at Florida* 7 p.m./ SECN
27 Texas Tech ! 12 p.m./ESPN2
31 Mississippi State* 8:30 p.m./ SECN

FEBRUARY

3 at Texas A&M* 2 p.m./ESPN/2
6 at Arkansas* 7 p.m./ESPN2
10 Florida* 12 p.m./CBS
13 at Tennessee* 9 p.m./ESPN
17 Auburn* 3:30 p.m./ SECN
21 Georgia* 6:30 p.m./ SECN
24 at Mississippi State* 3:30 p.m./ SECN
28 LSU* 6:30 p.m./ SECN

MARCH

3 at Auburn* 3:30 p.m./ SECN
3-11 SEC Tournament (St. Louis, Mo.) & TBD
15-18 NCAA Tourn. First/Second Rounds TBD
23-25 NCAA Tourn. Sweet 16/Elite Eight TBD
31 Final Four TBD

APRIL

2 National Championship TBD

All home games in **bold** | All times listed Eastern | **SECN+** - SEC Network + | **SECN** - SEC Network | **CBSN** - CBS Sports Network | * indicates SEC contest | + indicates exhibition | = - Hoops 4 Hurricane Relief exhibition | ^ - Puerto Rico Tip-Off (Columbia, S.C.) | # - Puerto Rico Tip-Off (Myrtle Beach, S.C.) | % - Under Armour Reunion | ! - Big 12/SEC Challenge (Columbia, S.C.) | & - SEC Tournament (St. Louis, Mo.)

2017-18 SOUTH CAROLINA MEN'S BASKETBALL

DIRECTOR OF ATHLETICS COMMUNICATIONS & PUBLIC RELATIONS: EMILY MILES // EFEENEY@MAILBOX.SC.EDU

CELL: 803-727-3284 // TWITTER: @EMILYMILES_SID

GAMECOCK MEN'S BASKETBALL SOCIAL MEDIA: #GAMECOCKS

TWITTER AND INSTAGRAM: @GAMECOCKMBB // FACEBOOK: /GAMECOCKMBB

GAMECOCK ATHLETICS ON THE WEB: GAMECOCKSONLINE.COM



GAMECOCKS

(6-2, 0-0 SEC)

HEAD COACH: Frank Martin (FIU, '93)

AT CAROLINA: 102-76 (6th season)

CAREER: 219-130 (11th season)

VS. WYOMING: 0-0

TOP SCORER: Silva (12.9)

TOP REBOUNDER: Silva (7.6)

TOP ASSIST MAKER: Gravett (4.6)

MEDIA RELATIONS: Emily Miles

TWITTER UPDATES: @GamecockMBB



COWBOYS

(6-2, 0-0 MOUNTAIN WEST)

HEAD COACH: Allen Edwards

AT WYOMING: 29-17 (2nd season)

CAREER: Same

VS. CAROLINA: 0-0

TOP SCORER: Dalton (16.5)

TOP REBOUNDER: Dalton (7.9)

TOP ASSIST MAKER: Kelley (2.6)

MEDIA RELATIONS: Nick Seeman

TWITTER UPDATES: @wyo_mbb

GAME INFO

ARENA: Colonial Life Arena
(18,000)

BROADCAST: SEC Network +
PLAY-BY-PLAY: Burch Antley
ANALYST: Alex English

RADIO: Gamecock Radio Network
PLAY-BY-PLAY: Derek Scott
ANALYST: Casey Manning
SIRIUS: 138 | XM: 192

WATCH: WatchESPN.com
LIVE STATS: GamecocksOnline.com
TICKETS: GamecocksOnline.com
SERIES: Tied, 1-1
LAST MEETING: 77-63 Wyoming
win, Dec. 19, 2002, in Laramie

PROBABLE STARTERS

SOUTH CAROLINA	HT.	WT.	YR.	HOMETOWN	PPG	RPG	MPG
G - #2 Hassani Gravett	6-2	187	R-Jr.	Villa Rica, Ga.	9.1	4.9	26.5
G - #5 Frank Booker	6-3	208	GS	Augusta, Ga.	9.9	2.3	26.3
F - #10 Justin Minaya	6-5	210	Fr.	Harrington Park, N.J.	10.5	4.8	28.5
F - #21 Maik Kotsar	6-10	260	So.	Tallin, Estonia	10.8	4.8	26.8
F - #30 Chris Silva	6-9	223	So.	Libreville, Gabon	12.9	7.6	22.6
WYOMING	HT.	WT.	YR.	HOMETOWN	PPG	RPG	MPG
G - #0 Nyaires Redding	6-2	168	R-Jr.	Cleveland, Ohio	4.9	1.4	17.8
G - #1 Justin James	6-7	187	Jr.	Port Saint Lucie, Fla.	14.1	5.1	23.0
G - #3 Alexander Aka Gorski	6-5	215	Sr.	Lund, Sweden	7.8	2.3	25.5
F - #5 Alan Herndon	6-9	223	Sr.	Colorado Springs, Colo.	14.0	5.5	31.9
F - #20 Hayden Dalton	6-8	186	Sr.	Parker, Colo.	16.5	7.9	34.0

STARTING FIVE

> South Carolina welcomes Wyoming to Colonial Life Arena on Wednesday. The Cowboys are led by former Kentucky standout Allen Edwards, brother of Gamecock staff member Doug Edwards, and former student-athlete under Frank Martin at Miami Senior High School.

> South Carolina is undefeated this season when scoring 70 or more points, and is a combined 23-4 when scoring 70 or more dating back to the start of the 2016-17 campaign.

> Rookie forward Felipe Haase pulled down a team high 11 rebounds, adding 10 points on the offensive end vs. UMass for the first double-double of his career. He is averaging 6.9 points, and is second on the team with 5.3 rebounds per game this season.

> Freshman forward Justin Minaya led Carolina with 17 points vs. UMass. He has now reached double figures in four of the last five games.

> Entering Wednesday's matchup vs. Wyoming, South Carolina is second in the SEC, allowing opponents to score just 63.8 points per game.

HEADLINES

> South Carolina is in its 110th season of varsity basketball in 2017-18.

> South Carolina advanced to its first Final Four in 2016-17, which included posting its first NCAA Tournament win since the 1973 campaign when it tallied a 93-73 win over Marquette in the First Round.

> The Gamecocks finished the 2016-17 campaign with a 26-11 overall record. The 26 wins were a program record.

> Among active Division I head coaches, South Carolina's Frank Martin holds the sixth-highest NCAA Tournament winning percentage (.667) behind only Duke's Mike Krzyzewski, North Carolina's Roy Williams, Kentucky's John Calipari, Michigan State's Tom Izzo and Kansas' Bill Self.

> Over the course of the last three seasons (2015-16-present), the Gamecocks are 24-16 (.600) combined in games played away from home (away/neutral).
















> South Carolina compiled 51 wins over the course of the 2015-16 and 2016-17 seasons.

> Entering the 2017-18 campaign, Frank Martin has led his team to at least 20 wins in seven of 10 seasons.



SOUTH CAROLINA GAMECOCKS

OVERALL: 6-2; SEC: 0-0; HOME: 2-0; AWAY: 2-0; NEUTRAL: 2-2

0		DAVID BEATTY - Fr. - G - 6-2 - 205 - Philadelphia, Pa. MIN PTS RBS AST FG% 3FG% FT% 13.5 4.4 0.6 1.1 34.2 27.8 1.000	<ul style="list-style-type: none"> - Scored six points with two assists in opener at Wofford (Nov. 10) - Seven points with two assists and a steal in win vs. WMU (Nov. 13) - Scored seven points in loss to Illinois State (Nov. 16) - Top scoring output of the season with 13 in the loss to Temple (Nov. 30); 6-11 FG
1		KORY HOLDEN - R-Jr. - G - 6-1 - 197 - Salisbury, Md. MIN PTS RBS AST FG% 3FG% FT% 9.5 3.1 0.8 1.5 37.5 25.0 55.6	<ul style="list-style-type: none"> - In two seasons at Delaware, scored 892 points - Averaged 17.7 points and 4.2 assists during sophomore season - Strong vs. WMU (Nov. 13), tallied six points with 3 rebounds, 1 assist - 11 points with two assists in win vs. UTEP; was 4-of-5 from the field vs. Miners
2		HASSANI GRAVETT - R-Jr. - G - 6-2 - 187 - Villa Rica, Ga. MIN PTS RBS AST FG% 3FG% FT% 26.5 9.1 4.9 4.6 41.4 34.6 64.0	<ul style="list-style-type: none"> - Dished a career high nine assists in the win vs. UTEP, including six in the first half - Scored nine points with six assists and five rebounds in win over Western Mich. (Nov. 19) - In three games at Puerto Rico Tip-Off, tallied 20 assists, 6.7 per game - 7 points, 7 assists, career high 10 rebounds in win at FIU (Nov. 27) - 14 points, four assists and career high three steals in win vs. UMass (Dec. 2)
5		FRANK BOOKER - GS - G - 6-3 - 208 - Augusta, Ga. MIN PTS RBS AST FG% 3FG% FT% 26.3 9.9 2.3 1.4 41.3 38.0 61.5	<ul style="list-style-type: none"> - 14 points with three 3s in win vs. WMU (Nov. 13) - 10 points with four assists in 28 minutes vs. Illinois State (Nov. 16) - Scored 11 points with two steals in win over Western Michigan (Nov. 19) - Has hit three 3s in four of Carolina five games this season - Season high four 3s in win at FIU (Nov. 27); has hit at least three 3s in five games
10		JUSTIN MINAYA - Fr. - F - 6-5 - 210 - Harrington Park, N.J. MIN PTS RBS AST FG% 3FG% FT% 28.5 10.5 4.8 1.4 41.8 33.3 70.8	<ul style="list-style-type: none"> - Scored nine points with two blocks and a steal in win over West. Michigan (Nov. 19) - 13 points, four rebounds and two assists in season high 26 minutes in win at FIU (Nov. 27) - Scored 11 points with seven rebounds and two steals vs. Temple (Nov. 30) - Season high 17 points on 6-11 shooting, in win vs. UMass (Dec. 2)
12		KHADIM GUEYE - So. - F - 7-0 - 248 - Dakar, Senegal MIN PTS RBS BLK FG% 3FG% FT% 5.6 0.0 1.0 0.0 0.0 0.0 0.0	<ul style="list-style-type: none"> - Saw action in 28 games last season, scoring 0.4 points per outing - Scored three points in exhibition action vs. Erskine (Oct. 30), and added two points with two rebounds vs. Virginia Tech (Nov. 5) - Saw 10 minutes of action at Wofford (Nov. 10), pulled down 4 rebounds
13		FELIPE HAASE - Fr. - F - 6-9 - 249 - Osorno, Chile MIN PTS RBS AST FG% 3FG% FT% 22.9 6.9 5.3 0.6 44.2 36.8 66.7	<ul style="list-style-type: none"> - Solid in win vs. UTEP (Nov. 17), scoring seven points, with seven rebounds and a steal - 10 points, five rebounds, an assists and a steal in win over Western Michigan (Nov. 19) - Scored four points in win at FIU (Nov. 27) - First career double-double in win vs. UMass (Dec. 2), scoring 11 points with 10 rebounds; also two steals and a block
14		IBRAHIM FAMOUKE DOUMBIA - Fr. - F - 6-6 - 205 - Bamako, Mali MIN PTS RBS AST FG% 3FG% FT% 2.6 0.4 0.4 0.0 50.0 0.0 0.0	<ul style="list-style-type: none"> - Averaged 27 points and 19 rebounds per game as a senior at Miami Country Day - Named 2017 5A-2A First-Team All-Dade County - Represented Mali's National Team at U18 Championships in 2016 - Scored first career points vs. Illinois State (Nov. 16) on a lay-in
15		WESLEY MYERS - GS - G - 6-1 - 193 - Brooklyn, N.Y. MIN PTS RBS AST FG% 3FG% FT% 15.4 5.4 2.5 1.1 41.0 26.7 77.8	<ul style="list-style-type: none"> - Averaged 16.9 points and 4.5 rebounds per game last season at Maine - Tallied 10 points, hitting a pair of 3s, with 2 assists and a steal vs. Wofford (Nov. 10) - Best game of the season thus far vs. WMU (Nov. 19), with 14 points, two assists and a steal; scored 1,000th career point vs. the Broncos at the Puerto Rico Tip-Off
20		TOMMY CORCHIANI - So. - G - 6-3 - 180 - Raleigh, N.C. MIN PTS RBS AST FG% 3FG% FT% 1.0 0.0 0.0 0.0 0.0 0.0 0.0	<ul style="list-style-type: none"> - Saw action in five games last season - Played a season high four minutes in home win vs. Auburn last season - Son of Chris Corchiani, who played basketball at NC State
21		MAIK KOTSAR - Fr. - F - 6-10 - 280 - Tallin, Estonia MIN PTS RBS AST FG% 3FG% FT% 26.8 10.8 4.8 1.9 53.5 33.3 33.3	<ul style="list-style-type: none"> - Tallied 14 points with two rebounds and two steals in win vs. UTEP (Nov. 17) - Six points with four rebounds and two steals in win over Western Mich. (Nov. 19) - Matched career high with 16 points, dished career high six assists, 3 steals at FIU - 12 points, two assists and a steal in loss to Temple (Nov. 30) - 8 points, 8 rebounds, three steals in home win vs. UMass (Dec. 2)
23		EVAN HINSON - So. - G - 6-4 - 240 - Deltona, Fla. MIN PTS RBS AST FG% 3FG% FT% 2.6 1.1 0.6 0.1 37.5 20.0 1.000	<ul style="list-style-type: none"> - Also a member of the Gamecock football team - Will join the basketball squad at the conclusion of the football season - Averaged 1.1 points in 2.6 minutes per game last season, making eight appearances
25		CHRISTIAN SCHMITT - So. - G - 5-11 - 180 - Mars, Pa. MIN PTS RBS AST FG% 3FG% FT% 2.0 0.0 0.0 0.0 0.0 0.0 0.0	<ul style="list-style-type: none"> - Saw action in five games last season - Played a season high three minutes in win over SC State - Saw action in win vs. WMU (Nov. 13) - Saw court time vs. UTEP (Nov. 17)
30		CHRIS SILVA - Jr. - F - 6-9 - 223 - Libreville, Gabon MIN PTS RBS AST FG% 3FG% FT% 22.6 12.9 7.6 1.4 55.6 40.0 73.2	<ul style="list-style-type: none"> - 15 points, seven rebounds and two blocks in win vs. UTEP (Nov. 17) - 14 points, five rebounds and two assists in win over WMU (Nov. 19)/6-8 FT line - 7th career double-double at FIU; career high 26 points and 10 rebounds - Pulled down nine rebounds in loss to Temple (Nov. 30) - 14 points on 6-7 shooting, along with a pair of steals in win vs. UMass (Dec. 2)
33		JASON CUDD - Fr. - F - 7-1 - 255 - Myrtle Beach, S.C. MIN PTS RBS AST FG% 3FG% FT% 2.5 1.0 1.0 0.0 0.0 0.0 1.000	<ul style="list-style-type: none"> - 3-star recruit according to 247sports.com - Averaged 18.7 points and 7.6 rebounds per game during senior season at Socastee - Father played college basketball at College of Charleston - Saw first college action in win vs. WMU (Nov. 13) - Played season high nine minutes in win vs. UMass (Dec. 2), collecting an assist

BY THE NUMBERS

17

> Rookie forward Justin Minaya scored a season high 17 points in the Dec. 2 home win over UMass. He has scored in double figures in four of the last five games, and is averaging 12.8 points per game during the stretch.

11

> South Carolina collected a season high 11 steals in the UMass win, led by a career high three from Hassani Gravett, and also three from Maik Kotsar, which matched his career high.

8.4

> The Gamecock defense has forced a total of 93 opponent turnovers over the course of the last five games, and Carolina averages 8.4 steals per game during the stretch.

4+

> Junior guard Hassan Gravett has dished four or more assists in five games this season. He paces Carolina with 4.6 assists per game.

A CAROLINA WIN WOULD...

- > Improve Carolina's record in the series vs. Wyoming to 2-1.
- > Be the third at home this season for Carolina and the 18th in the last 21 games at Colonial Life Arena.
- > Be Gamecock head coach Frank Martin's first over the Cowboys.

KEY STAT

- > South Carolina has seen balanced scoring this season, as at least four have scored in double-figures in each of Carolina's six wins. Six different Gamecocks average at least 6.9 points per game, and three average double-figures, led by Chris Silva's 12.9 per game.



Last season South Carolina advanced to the school's first Final Four. Carolina posted a 93-73 win over Marquette in the NCAA Tournament First Round, its first Tournament victory since 1973. The Gamecocks went on to defeat three of the East Region's top four seeds in No. 2 Duke, No. 3 Baylor and No. 4 Florida, en route to a school record 26 wins and a berth in the Final Four in Phoenix.

FRANK MARTIN

> South Carolina head coach Frank Martin is in his sixth season leading the Gamecocks and 11th season overall as a head coach in 2017-18. Martin, the 2017 Jim Phelan National Coach of the Year (CollegeInsider.com), led South Carolina to its first Final Four and a school record 26 wins a season ago. In his 10 seasons as a head coach, Martin has led his teams to at least 21 wins seven times, including a combined 51 wins for the Gamecocks over the course of the 2005-16 and 2016-17 seasons. Martin is a native of Miami, Fla., and a graduate of FIU.

> Prior to his time on the sidelines in the college ranks, Martin spent 15 years in high school coaching in Miami, Fla., including the last seven as a head coach. He was part of five state championships as an assistant at Miami Senior High School (1985-93), before earning two titles as the program's head coach (1995-98). Highlighting Martin's stint as the head coach of the program were consecutive 30-win seasons and consecutive Florida 6A State Championships in 1996 and 1997, with his 1997 squad earning a 36-1 overall record and ranking No. 4 in the USA Today Top 25 Poll. He also served as the head coach at North Miami Senior High School (1993-95) and one season at Booker T. Washington High School (1999-2000).

SCOUTING THE GAMECOCKS

> South Carolina looks to continue its winning ways at home, with two matchups at Colonial Life Arena this week, first Wednesday's game vs. Wyoming, before welcoming Coastal Carolina to the gym on Saturday.

> The Gamecocks rebounded from the Temple loss to post a 76-70 win over UMass at Colonial Life Arena last Saturday. It was just Carolina's second home game of the 2017-18 campaign.

> Rookie forward Justin Minaya led the Gamecocks with a season high 17 points in the win vs. UMass. He now has double figures in four of the last five games.

> Junior forward Chris Silva's 7.6 rebounds per game rank eighth in the SEC. He has collected seven or more rebounds in five games this season.

> Sophomore forward Maik Kotsar has played well early on this season. He matched his career high with three steals twice last week - at FIU and vs. UMass - and he paces Carolina in the category with 2.0 per game, which ranks third in the SEC.

> South Carolina hit 50.9% from the field vs. UMass - 28-of-55 from the floor. It marked the second time last week the Gamecocks hit 50% or better, as the squad posted a season high 52.5% (32-61) in the win at FIU.

SCOUTING WYOMING

> Wyoming is led by former Kentucky standout Allen Edwards in his second season.

> The Cowboys won the 2017 CBI title last season with an 83-59 win over Coastal Carolina. Wyoming was 25-13 overall last season.

> The Cowboys are also 6-2 on the year after posting a 96-89 win in double-overtime vs. Drake last Saturday.

> Senior forward Alan Herndon led Wyoming in that win with 32 points, while senior forward Hayden Dalton (17 points/14 rebounds) and junior guard Justin James (24 points/12 rebounds) both posted double-doubles.

> James was the Mountain West Sixth Man of the Year last season.

> Wyoming is averaging 41.7% from the floor this season, including 34.7% from 3-point range. The Cowboys average 9.5 made 3s per game.

> Three average double-figures, led by Dalton's 16.5 per game. Herndon (14.0) and James (14.1) also average double-figures after their performance vs. Drake.

> Wyoming is 1-1 on the road this season.

THE SERIES

> The all-time series between Wyoming and South Carolina is tied at 1-1.

> The series dates back to a 78-67 Carolina win in Columbia over the Cowboys on Dec. 21, 2000.

> Wyoming evened the series with a 77-63 win in Laramie on Dec. 19, 2002.

BY THE NUMBERS

2.8 - Junior guard Hassani Gravett ranks fourth in the SEC (games through Dec. 4) with an assist to turnover ratio of 2.8.

3 - Grad transfer guard Frank Booker has 19 3s on the year, which is a team high. He has hit three 3s in five of Carolina's eight games this season.

6-3 - South Carolina was 6-3 last season in games against opponents ranked in the top 25.

+7.8 - South Carolina currently ranks fifth in the SEC (games through Dec. 4) with a rebound margin of +7.8. The Gamecocks most recently out-rebounded UMass, 36-26, last Saturday.

8+ - South Carolina has posted at least eight made 3-pointers in six games this season.

10 - Chris Silva has three games with 10 rebounds this season. Last season, the Libreville, Gabon, native had six double-digit rebound performances, including a career high 13 rebounds in the Final Four matchup vs. Gonzaga.

18 - Junior forward Chris Silva is just 18 blocks away from cracking the Gamecock career top-10 in the category.

23 - The Gamecocks forced 23 UTEP turnovers, marking the most turnovers in a game by a Carolina opponent since Alabama had 24 turnovers in the 4OT

STAT COMPARISON

	SC	WYOMING	NCAA Rank
Record	6-2	6-2	64/64
Conference Record	-	-	-
Current Streak	W1	W1	-
Scoring Avg.	73.6	75.8	210/173
Opponent Scoring Avg.	63.8	72.8	42/191
Scoring Margin	+9.9	+3.0	99/179
Field Goal %	.443	.417	204/292
Opponent Field Goal %	.416	.415	119/115
3-Point Field Goal %	.337	.347	218/187
Opponent 3-Point Field Goal %	.327	.325	140/135
3-Point Field Goal Made PG	7.8	9.5	161/57
3-Point Field Goal Attempts PG	23.0	27.4	134/44%
Free Throw %	.661	.736	279/93
Opponent Free Throw %	.673	.709	-
Rebounding Avg.	38.6	36.1	100/197
Opponent Rebounding Avg.	30.9	41.2	-
Rebounding Margin	+7.8	-5.1	39/314
Turnovers Avg.	15.1	13.6	272/172
Opponent Turnover Avg.	16.4	15.3	56/112
Assists Avg.	15.0	14.8	117/135
Blocks Avg.	2.9	4.9	233/51
Steals Avg.	6.8	6.6	156/169

% indicates total attempts

NCAA stats games through Dec. 4

ASSOCIATED PRESS TOP 25

Dec. 4, 2017

Rk.	Team	Record	Pts.
1	Duke (65)	10-0	1,625
2	Kansas	7-0	1,525
3	Michigan State	7-1	1,500
4	Villanova	8-0	1,434
5	Florida	5-1	1,301
6	Wichita State	6-1	1,197
7	Texas A&M	7-0	1,192
8	Kentucky	7-1	1,174
9	Notre Dame	7-1	1,156
10	Miami	7-0	1,122
11	North Carolina	8-1	999
12	Gonzaga	7-1	856
13	Xavier	7-1	768
14	Minnesota	8-1	758
15	Virginia	8-0	728
16	Arizona State	7-0	609
17	Cincinnati	7-1	583
18	West Virginia	7-1	557
19	Seton Hall	7-1	405
20	TCU	8-0	311
21	Purdue	8-2	266
22	Nevada	8-0	199
23	Baylor	5-2	182
24	Tennessee	6-1	96
25	USC	4-2	90

Others receiving votes: Texas Tech 82, UCLA 75, Rhode Island 73, Creighton 53, Louisville 50, Texas 32, Alabama 21, SMU 15, Mississippi State 11, Kansas State 10, Arizona 10, Georgia 9, Washington State 9, Oklahoma 7, Providence 6, Florida State 6, Clemson 5, Valparaiso 5, Georgetown 4, Oklahoma State 3, UT Arlington 3, Western Kentucky 2, Towson 1

Dropped from rankings: Louisville 17, Texas Tech 22, Alabama 24, Creighton 25

ESPN/USA TODAY TOP 25

Dec. 4, 2017

Rk.	Team	Record	Pts.
1	Duke (30)	10-0	798
2	Kansas (1)	7-0	756
3	Michigan State (1)	7-1	730
4	Villanova	8-0	710
5	Florida	5-1	629
6	Wichita State	6-1	565
7	Kentucky	7-1	560
8	Notre Dame	7-1	552
9	Texas A&M	7-0	537
10	North Carolina	8-1	516
11	Miami	7-0	483
12	Virginia	8-0	438
13	Gonzaga	7-1	435
14	Xavier	7-1	381
15	Minnesota	8-1	335
16	West Virginia	7-1	285
17	Cincinnati	7-1	251
18	Arizona State	7-0	251
19	Seton Hall	7-1	213
20	TCU	8-0	153
21	Purdue	8-2	143
22	Baylor	5-2	123
23	UCLA	7-1	80
24	Nevada	8-0	65
25	USC	4-2	62

Others receiving votes: Texas Tech 61, Louisville 40, Creighton 36, Tennessee 24, Arizona 23, Oklahoma 19, Virginia Tech 19, Rhode Island 18, Texas 18, UT Arlington 15, Florida State 13, Syracuse 13, Saint Mary's 10, Butler 8, Michigan 7, Alabama 6, Georgia 4, Kansas State 4, Vermont 3, Providence 2, Missouri 2, Boise State 1, San Diego State 1, SMU 1, Washington State 1

Dropped from rankings: Louisville 17, Texas Tech 22, Creighton 23

contest last season at Colonial Life Arena (Feb. 7, 2017).

42 - South Carolina tallied a season high 42 points in the paint in the win at FIU on Nov. 27, paced by Chris Silva's career high 26 points. The Gamecocks currently average 28.6 points in the paint per game. **83** - Junior Kory Holden is just 83 points away from reaching 1,000 for his career. He tallied 892 points in just two seasons at Delaware.

CAROLINA TRENDS UNDER MARTIN

Gamecock trends under Frank Martin ...

> South Carolina is 66-39 when posting at least six made 3s in a game.

- South Carolina posted 11 3s in the season-opening win at Wofford on Nov. 10.

> South Carolina is 81-29 when scoring more points in the paint than its opponent.

- The Gamecocks out-scored UMass 36-24 in points in the paint in the Dec. 2 win.

> South Carolina is 84-35 when holding its opponents to under 45 percent from the field.

- South Carolina has held five of eight opponents to under 45 percent from the field this season.

> South Carolina is 82-29 when out-rebounding its opponent.

- South Carolina out-rebounded UTEP by nine, 36-27, in the win on Nov. 17.

UP NEXT

> South Carolina is set to host Coastal Carolina on Saturday for "Star Wars" day at Colonial Life Arena. Tip-off is set for Noon vs. the Chanticleers. Coastal is currently 4-4 on the year, and will host Hampton on Wednesday. Mike Morgan (play-by-play) and Brooke Weisbrod (analyst) will have the call on the SEC Network.

WESTERN MICHIGAN GAME NOTES (NOV. 19)

> With the victory over WMU, head coach Frank Martin now has 100 career victories at Carolina. He's in his sixth season in Columbia and joins elite company, becoming the fifth coach all-time in program history to notch 100 career wins at the University of South Carolina.

> Wesley Myers tied for the team lead with Chris Silva with 14 points. The graduate transfer scored his 1,000th career point with a fast break layup midway through the first half.

> Graduate transfer Frank Booker had 11 points, knocking down a trio of 3-pointers. He's now made three 3s in four of the team's first five games.

> Redshirt junior point guard Hassani Gravett led the team with six assists. Through 10 games, Gravett led the tournament with 20 assists tallying a career-high nine in the team's blowout victory over UTEP on Friday morning.

> Talented freshman big man Felipe Haase (10) joined Myers, Silva and Booker in double figures. Four players have scored in double figures in each of the team's four wins this season.

> Western Michigan's leading scorer, Thomas Wilder had just two turnovers all season heading into today's contest. The Gamecocks forced him to cough up the ball 10 times Sunday.

> After a tight, back-and-forth first half, South Carolina went a 12-0 run to build a double-digit lead. The Gamecocks held the Broncos scoreless for nearly six minutes in the first 10 minutes of the second half.

CAROLINA BENCH PRODUCTION

SC HIGH			
GAME	SC-OPP	DIFF.	BENCH SCORER
at Wofford	28-5	+23	Haase/Myers, 10
West. Michigan	24-12	+12	Beatty/Haase, 7
vs. Illinois State	19-33	-14	Beatty, 7
vs. UTEP	24-12	+12	Holden, 11
vs. West. Mich.	30-22	+8	Myers, 14
at FIU	4-11	-7	Haase, 4
vs. Temple	21-25	-4	Beatty, 13
UMass	14-20	-6	Haase, 11
Wyoming			
Coastal Carolina			
at Clemson			
Limestone			
at Ole Miss			
Missouri			
Vanderbilt			
at Alabama			
at Georgia			
Kentucky			
Tennessee			
at Florida			
Texas Tech			
Miss. State			
at Texas A&M			
at Arkansas			
Florida			
at Tennessee			
Auburn			
Georgia			
at Miss. State			
LSU			
at Auburn			

SPECIALTY STATS

(PP) points in paint; (OT) points off turnovers; (2nd) second chance points; (FB) fast break points

(South Carolina-Opponent)

GAME	PP	OT	2ND	FB
at Wofford	20-14	13-14	9-8	0-0
West. Michigan	32-30	16-13	13-8	11-10
vs. Illinois State	16-22	20-13	12-3	5-6
vs. UTEP	28-20	26-15	14-4	13-2
vs. West. Mich.	36-20	28-6	14-5	11-5
at FIU	42-30	25-18	12-4	13-11
vs. Temple	26-38	20-18	9-10	2-9
UMass	36-24	21-15	9-6	12-12
Wyoming				
Coastal Carolina				
at Clemson				
Limestone				
at Ole Miss				
Missouri				
Vanderbilt				
at Alabama				
at Georgia				
Kentucky				
Tennessee				
at Florida				
Texas Tech				
Miss. State				
at Texas A&M				
at Arkansas				
Florida				
at Tennessee				
Auburn				
Georgia				
at Miss. State				
LSU				
at Auburn				
SC Total	236	169	92	67
SC Average	29.5	21.1	11.5	8.4
Opp Total	198	112	48	55
Opp Average	24.8	14.0	6.0	6.9

UNIVERSITY INFORMATION

Location..... Columbia, S.C.
Founded..... 1801
Enrollment..... 34,099
Nickname..... Gamecocks
Colors Garnet (PMS 202) and Black
National Affiliation NCAA Division I
Conference..... Southeastern (SEC)
Athletics Web Address www.GamecocksOnline.com
University Web Address..... www.sc.edu
President Dr. Harris Pastides
NCAA Representative Dr. Valinda Littlefield
Athletics Director Ray Tanner
Basketball Administrator/Exec. Assoc. AD Jeff Crane

BASKETBALL STAFF/INFORMATION

Head Coach Frank Martin
Alma Mater Florida International, '93
Record At South Carolina/Seasons 102-76 (.573), 6th seasons
Overall Record/Seasons 219-130 (.627), 11th seasons
Assistant Coach Perry Clark (Gettysburg, '74)
Assistant Coach Chuck Martin (Monmouth, '93)
Assistant Coach Bruce Shingler (St. Augustine's College, '05)
Director of Basketball Operations Andy Assaley (Cincinnati, '96)
Strength & Conditioning Coach..... Scott Greenawalt (Muskingum College, '98)
Athletic Trainer Mark Rodger (Buffalo, '01)
Video Coordinator Jay Gibbons (Clayton State, '03)
Student-Athlete Development Doug Edwards (Florida State, '07)
Special Assistant to the Head Coach..... Jarett Gerald (South Carolina, '11)
Director of Social Media..... Dushawn Davis (Coastal Carolina, '11)
Administrative Assistant John Reynolds (The Citadel, '11)
Graduate Assistant Manager..... Brian Steele (South Carolina '16)
Student Assistant Coach TeMarcus Blanton
Student Assistant Coach Justin McKie (South Carolina '17)
Dir. Athl. Comm./PR - MBB Emily Miles (Ball State, '03)
Home Arena..... Colonial Life Arena
Capacity..... 18,000
Arena General Manager..... Sid Kenyon
Press Row Phone Number 803-777-6182

BASKETBALL HISTORY

First Year of Basketball..... 1908
All-Time Record..... 1,398-1,226-1 (.532)
Overall Postseason Record..... 30-20 (.600)
NCAA Tournament Appearances..... 9 (1971, 1972, 1973, 1974, 1989, 1997, 1998, 2004, 2017)
NCAA Tournament Record..... 8-10
Last NCAA Tournament Appearance..... 2017, Final Four, 77-73 L to Gonzaga
NIT Appearances 12 (1969, 1975, 1978, 1983, 1991, 1996, 2001, 2002, 2005, 2006, 2009, 2016)
NIT Record 22-10
Last NIT Appearance 2016, L vs. Georgia Tech, 83-66
Conference Championships/Titles..... SoCon Regular Season (1927, 1933, 1934, 1945); SoCon Tournament Champion (1933); ACC Regular Season (1970); ...ACC Champion (1971); SEC Regular Season (1997); SEC East Division Co-Champions (2009)

TEAM INFORMATION

2016-17 Record 26-11
Southeastern Conference Record/Finish 12-6/t-3rd
SEC Tournament Record 0-1
Postseason NCAA Final Four
Letterwinners Returning/Lost..... 7/8
Starters Returning/Lost 2/3
..... **based on final game starters from 2016-17 season*
Newcomers 7
Roster Breakdown 2 graduate, 0 seniors, 3 juniors,
..... 5 sophomores, 5 freshmen



SOUTHEASTERN CONFERENCE STANDINGS

As of Dec. 5

Team	Conference	Overall
Mississippi State	0-0	7-0
Texas A&M	0-0	7-0
Kentucky	0-0	7-1
Auburn	0-0	6-1
Georgia	0-0	6-1
Tennessee	0-0	6-1
Alabama	0-0	6-2
Missouri	0-0	6-2
South Carolina	0-0	6-2
Arkansas	0-0	5-2
Florida	0-0	5-2
LSU	0-0	4-2
Ole Miss	0-0	4-3
Vanderbilt	0-0	3-5

COACHES TELECONFERENCE

The SEC men's basketball coaches teleconference begins January 8 and runs through March 12. Media representatives wishing to participate in the teleconference should contact the SEC Communications Department for further details. Each coach will appear on the teleconference for seven minutes. All SEC basketball teleconferences can be listened to on the internet at www.secsports.com shortly after the conclusion of the teleconference.

ORDER OF APPEARANCE

(All Times Eastern)

11:00 a.m. Bryce Drew, Vanderbilt
11:07 a.m. Mike White, Florida
11:14 a.m. Frank Martin, South Carolina
11:21 a.m. Mark Fox, Georgia
11:28 a.m. Will Wade, LSU
11:35 a.m. John Calipari, Kentucky
11:42 a.m. Rick Barnes, Tennessee
11:49 a.m. Mike Anderson, Arkansas
11:56 a.m. Avery Johnson, Alabama
12:03 a.m. Bruce Pearl, Auburn
12:10 a.m. Andy Kennedy, Ole Miss
12:17 a.m. Ben Howland, Miss. State
12:24 a.m. Cuonzo Martin, Missouri
12:31 a.m. Billy Kennedy, Texas A&M

In addition, the SEC men's basketball teams who make it to postseason will be on a teleconference on Monday, March 12 beginning at 10:00 a.m. CT.

INTERVIEW POLICIES

All interview requests must be made in advance to SID Emily Miles in the South Carolina Athletics Communications and Public Relations Department. Beginning with the start of practice in October, Miles will release a weekly coach and student-athlete availability schedule to media.

Post-Game Interview Policy: After each home game, the visiting coach will address the media first, followed by South Carolina student-athletes then South Carolina head coach Frank Martin. (Depending on deadline, this may be altered on a game-by-game basis).

Road Interview Policy: Interviews with Coach Martin and Gamecock student-athletes while on the road will be scheduled according to the home post-game media procedure.

All interviews are to be coordinated through the Communications and Public Relations Department. This allows the staff to arrange the interview when it best suits the student-athlete's and the reporter's schedules. Please contact the Communications and Public Relations Department in advance to make your interview requests. Media are not permitted to contact student-athletes on their own at any time.

All interviews will take place at the designated media interview site for that day as listed in the weekly availability schedule or in the Communications and Public Relations Department.

Dormitory, apartment and cell phone numbers for student-athletes will not be provided to the media. Should you need to conduct a telephone interview with a student-athlete, a call will be placed to you from the student-athlete at a mutually agreeable time.

SOUTH CAROLINA COMMUNICATIONS & PR

EMILY MILES, PRIMARY CONTACT DIRECTOR

cell: 803-727-3284

e-mail: efeeny@mailbox.sc.edu

Twitter: @EmilyMiles_SID

Website: www.GamecocksOnline.com

Facebook: www.Facebook.com/GamecockMBB

Twitter: @GamecockMBB

Instagram: @GamecockMBB

FIU GAME NOTES

> Head coach Frank Martin moves to 3-0 all-time versus his alma mater, picking up his first road win against FIU Monday night.

> Four different players have scored in double figures in each of the team's five wins during the 2017-18 season.

> The Gamecocks made a season-high 32 field goals, assisting on 22 of the made baskets. Carolina shot 52.5 percent from the floor, marking the first time to shoot 50 percent or better in a game since the team's opening round NCAA Tournament win versus Marquette on March 17, 2017, in Greenville, S.C.

> The team's 22 assists mark the most since dishing out 23 versus Auburn in a blowout win on Jan. 24, 2017 at Colonial Life Arena.

> Junior Chris Silva, a Preseason Second Team All-SEC selection by the league's head coaches, tallied a career-high 26 points. He went 10-of-13 from the field, career-highs in both makes and attempts. Silva's previous career high came when he scored 17 against second-seeded Duke in the NCAA Tournament in March.

> Silva also had 10 rebounds for his seventh career double-double and his second this season.

> Sophomore Maik Kotsar matched his career-high with 16 points. He scored 16 in the team's win over Syracuse on Nov. 26, 2016, at the Barclays Center in Brooklyn last season.

> Kotsar had a great all-around game, recording six rebounds, a career-high six assists and three steals. He's had at least two steals in five-straight games this year and leads the team with 12.

> Sophomore Hassani Gravett continued to effectively distribute the basketball, notching seven assists to go alongside just one turnover. He's had 27 assists in the team's last four games.

TEMPLE GAME NOTES

> Freshman guard David Beatty scored a career-high 13 points in 23 minutes off the bench.

> Sophomore forward Maik Kotsar scored in double-figures for the fifth time this season, finishing with 12 points. He went 2-for-2 from behind the arc, marking his first career game with multiple 3-pointers.

> Freshman Justin Minaya finished with 11 points, marking his third double-figure scoring performance in the past four games.

UMASS GAME NOTES

> South Carolina is 6-0 in the 2017-18 season when scoring 70-plus points. In all six of the team's wins, four players have scored in double figures.

> Justin Minaya finished with a career-high 17 points. He went 6-for-11 from the field and led the team with 33 minutes. His six made baskets surpassed his previous single-game high of five.

> Hassani Gravett scored a season-high 14 points and knocked down four big free throws late in the game. The redshirt junior point guard had four assists and zero turnovers.

> Felipe Haase finished with career-highs in points (11) and rebounds (10) en route to notching his first career double-double. He played 29 minutes off the bench.

SILVA NAMED TO SEC COACHES PRESEASON ALL-SEC SECOND TEAM

> Junior forward Chris Silva was named to the SEC Coaches Preseason All-SEC Second Team, the conference office announced on Nov. 10 ahead of the official start of the 2017-18 campaign. Silva is Carolina's top returning scorer (10.2), rebounder (6.1) and shot blocker (1.4) and a veteran leader of this year's squad. Silva posted 21 double-figure scoring games last season with five double-doubles, including in South Carolina's Final Four matchup versus Gonzaga when he scored 13 points and pulled down a career-high 13 rebounds. In league play in 2017, Silva averaged 10.6 points and 5.0 rebounds per outing, while hitting 54.7 percent from the field.

FUN FACT

> Did you know? Gamecock players combine to speak nine different languages, below is a breakdown:

Famouke Doumbia: English, French, Bambara, Malinké
Silva: English, French, Portuguese
Kotsar: English, Estonian
Gueye: English, Wolof, French
Booker: English, Icelandic
Haase: English, Spanish

2017-18 SOUTH CAROLINA MEN'S BASKETBALL ROSTER

ROSTER BREAKDOWN

Returning Starters (2)

Maik Kotsar

Chris Silva

**based on final game of 2016-17 season*

Returning Letterwinners (7)

Tommy Corchiani

Hassani Gravett

Khadim Gueye

Evan Hinson

Maik Kotsar

Christian Schmitt

Chris Silva

Guards (8)

David Beatty

Frank Booker

Tommy Corchiani

Hassani Gravett

Evan Hinson

Kory Holden

Wesley Myers

Christian Schmitt

Forwards (7)

Jason Cudd

Ibrahim Famouke Doumbia

Khadim Gueye

Felipe Haase

Maik Kotsar

Justin Minaya

Chris Silva

By Height

Christian Schmitt (5-11)

Kory Holden (6-1)

Wesley Myers (6-1)

David Beatty (6-2)

Hassani Gravett (6-2)

Frank Booker (6-3)

Tommy Corchiani (6-3)

Evan Hinson (6-4)

Justin Minaya (6-5)

Ibrahim Famouke Doumbia (6-6)

Felipe Haase (6-9)

Chris Silva (6-9)

Maik Kotsar (6-10)

Khadim Gueye (7-0)

Jason Cudd (7-1)

Alphabetical Roster

No.	Name	Pos.	Ht.	Wt.	Cl.	Exp.	Hometown/High/Last School
0	David Beatty	G	6-2	205	FR	HS	Philadelphia, Pa./Imhotep Institute Charter High School
5	Frank Booker	G	6-3	208	GR	3VL/TR	Augusta, Ga./Westside/Oklahoma/FAU
20	Tommy Corchiani	G	6-3	180	SO	1VL	Raleigh, N.C./Ravenscroft High School
33	Jason Cudd	F	7-1	255	FR	HS	Myrtle Beach, S.C./Socastee
14	Ibrahim Famouke Doumbia	F	6-6	205	FR	HS	Bamako, Mali/Miami Country Day School
2	Hassani Gravett	G	6-2	187	R-JR	1VL/TR	Villa Rica, Ga./Alexander/Pensacola State College
12	Khadim Gueye	F	7-0	248	SO	1VL	Dakar, Senegal/Victory Rock Prep (Bradenton, Fla.)
13	Felipe Haase	F	6-9	249	FR	HS	Osorno, Chile/Miami (Fla.) Christian School
23	Evan Hinson	G	6-4	240	SO	1VL	Deltona, Fla./Deltona
1	Kory Holden	G	6-1	197	R-JR	2VL/TR	Salisbury, Md./J.M. Bennett/Delaware
21	Maik Kotsar	F	6-10	260	SO	1VL	Tallin, Estonia/Sunrise Christian Academy (Wichita, Kan.)
10	Justin Minaya	F	6-5	210	FR	HS	Harrington Park, N.J./Northern Valley at Old Tappan
15	Wesley Myers	G	6-1	193	GR	3VL/TR	Brooklyn, N.Y./Boys and Girls High School/Niagara/Maine
25	Christian Schmitt	G	5-11	180	SO	1VL	Mars, Pa./Mars Area
30	Chris Silva	F	6-9	223	JR	2VL	Libreville, Gabon/Roselle (N.J.) Catholic

Numerical Roster

No.	Name	Pos.	Ht.	Wt.	Cl.	Exp.	Hometown/High/Last School
0	David Beatty	G	6-2	205	FR	HS	Philadelphia, Pa./Imhotep Institute Charter High School
1	Kory Holden	G	6-1	197	R-JR	2VL/TR	Salisbury, Md./J.M. Bennett/Delaware
2	Hassani Gravett	G	6-2	187	R-JR	1VL/TR	Villa Rica, Ga./Alexander/Pensacola State College
5	Frank Booker	G	6-3	208	GR	3VL/TR	Augusta, Ga./Westside/Oklahoma/FAU
10	Justin Minaya	F	6-5	210	FR	HS	Harrington Park, N.J./Northern Valley at Old Tappan
12	Khadim Gueye	F	7-0	248	SO	1VL	Dakar, Senegal/Victory Rock Prep (Bradenton, Fla.)
13	Felipe Haase	F	6-9	249	FR	HS	Osorno, Chile/Miami (Fla.) Christian School
14	Ibrahim Famouke Doumbia	F	6-6	205	FR	HS	Bamako, Mali/Miami Country Day School
15	Wesley Myers	G	6-1	193	GR	3VL/TR	Brooklyn, N.Y./Boys and Girls High School/Niagara/Maine
20	Tommy Corchiani	G	6-3	180	SO	1VL	Raleigh, N.C./Ravenscroft High School
21	Maik Kotsar	F	6-10	260	SO	1VL	Tallin, Estonia/Sunrise Christian Academy (Wichita, Kan.)
23	Evan Hinson	G	6-4	240	SO	1VL	Deltona, Fla./Deltona
25	Christian Schmitt	G	5-11	180	SO	1VL	Mars, Pa./Mars Area
30	Chris Silva	F	6-9	223	JR	2VL	Libreville, Gabon/Roselle (N.J.) Catholic
33	Jason Cudd	F	7-1	255	FR	HS	Myrtle Beach, S.C./Socastee

Head Coach: Frank Martin (Florida International, '93)

Assistant Coach: Perry Clark (Gettysburg, '74)

Assistant Coach: Chuck Martin (Monmouth, '93)

Assistant Coach: Bruce Shingler (St. Augustine's College, '05)

Director of Basketball Operations: Andy Assaley (Cincinnati, '96)

Strength & Conditioning Coach: Scott Greenawalt (Muskingum College, '98)

Athletic Trainer: Mark Rodger (Buffalo, '01)

Video Coordinator: Jay Gibbons (Clayton State, '03)

Student-Athlete Development: Doug Edwards (Florida State, '07)

Special Assistant to the Head Coach: Jarett Gerald (South Carolina, '11)

Director of Social Media: Dushawn Davis (Coastal Carolina, '11)

Administrative Assistant: John Reynolds (The Citadel, '11)

Graduate Student Manager: Brian Steele (South Carolina, '16)

Student Assistant Coach: TeMarcus Blanton

Student Assistant Coach: Justin McKie (South Carolina, '17)

Director of Athletics Communications and Public Relations: Emily Miles (Ball State, '03)

TOP RETURNING ...

Scorer.....	Silva, 10.2 ppg
Rebounder	Silva, 6.1 rpg
Assist Maker.....	Gravett, 1.4 apg
FG Shooter *.....	Silva, 52.4% (122-233)
3-Point FG Shooter \$.....	Gravett 21.7% (15-69)
FT Shooter \$.....	Silva, 74.9% (134-179)
Shot Blocker.....	Silva, 1.4 bpg
Steal Maker	Kotsar, 0.7 spg

PRONUNCIATION GUIDE

HA-deem Gaye
Mike Coat-sar
Fa-leep-ay Haas-ay
E-BRAH-heem Fa-MOO-kay DOOM-bia



HEAD COACH FRANK MARTIN

HEAD COACH | 11TH SEASON OVERALL | 219-130 (.627) | SIXTH SEASON AT SOUTH CAROLINA | 102-76 (.573)

THE MARTIN FILE

COACHING

Experience

33rd year

College Experience

18th season

College Head Coach Experience

11th season

Hire Date At Carolina

March 27, 2012

PERSONAL

Hometown

Miami, Fla.

Alma Mater

Florida International, 1993 (B.A. Physical Ed.)

Family

Wife, Anya

Children, Brandon, Amalia and Christian

COACHING RESUME

High School

Miami Senior High, 1985-93

Varsity Boys' Assistant Coach

Junior Varsity Boys' Head Coach

North Miami High, Head Coach, 1993-95

Miami Senior High, Head Coach, 1995-98

B.T. Washington High, Head Coach, 1999-2000

College Assistant Coach

Northeastern, 2000-04

Cincinnati, 2004-06

Kansas State, 2006-07

College Head Coach

Kansas State, 2007-12

South Carolina, 2012-present

Frank Martin was named the head men's basketball coach at the University of South Carolina on March 27, 2012, becoming the 32nd head coach in the history of the South Carolina program, which enters its 110th season as a varsity sport in 2017-18. Martin owns a 213-128 (.624) overall record as a head coach, entering his 11th season overall, and a 96-74 (.564) record entering his sixth season at South Carolina. Martin was named the 2017 Jim Phelan National Coach of the Year after leading the Gamecocks to the best season in school history during the 2016-17 campaign, as the squad advanced to the program's first Final Four and recorded a school record 26 wins.

Since his appointment as head coach in Columbia, Martin, 51, and his wife Anya, have become fixtures in the community. He has spoken at numerous events, including Gamecock Club chapter events, numerous community council and rotary club events, coaching clinics, the Fathers and Families Decades of Dads event and the Heroes in Blue Knight of Honor Gala, among others. Martin has also been honored with several community awards, including being named a 2016 Fatherhood Champion at the Palmetto State Fatherhood Awards Breakfast and Fundraiser.

The Martin's have hosted the "B-Ball of the South," an event in conjunction with the National Association of Basketball Coaches (NABC), and the American Cancer Society, benefitting "Coaches vs. Cancer," during their time at Carolina. The first "B-Ball of the South," held in May 2013, raised \$140,000 from charitable donations and a live auction to benefit the "Coaches vs. Cancer" initiative. Year two saw continued success, as the Kentucky Derby themed event raised \$129,470 and year three saw the event raise \$145,735. For his outstanding efforts for the "Coaches vs. Cancer" initiative, Martin was honored with the 2016 Champion Award from the organization at the 2016 Final Four in Houston.

The 2016-17 campaign would go on to be the best season in school history, as the Gamecocks set a school record with 26

wins, advanced to the NCAA Tournament for the first time since 2004, posted the first program win in the NCAA Tournament since 1973, and advanced to the school's first-ever Final Four, falling by just four points, 77-73, to Gonzaga in the national semifinals in Phoenix. South Carolina captured back-to-back 20-win seasons for the first time since a string of three-straight 20-win campaigns from 2003-2006, and the Gamecocks posted double-digit league victories for just the fifth time since joining the SEC in 1992.

South Carolina was ranked in the AP poll for nine weeks and in the coaches poll for 10 weeks during the regular season, and the Gamecocks were ranked No. 6 in the final USA Today Coaches Poll following the Final Four run. Carolina rose to as high as 16th in the AP Poll, which was its highest rank since the Gamecocks were ranked 14th in the final poll of the 1997-98 season.

After the magical season, it would be announced that school records for total attendance and average attendance were set at Colonial Life Arena during the 2016-17 season. Nationally, the Gamecocks ranked 15th in total attendance, as 241,126 fans saw Carolina in action at home during the season, an average of 13,396 fans per game, which ranked 21st nationally.

Prior to his appointment in Columbia, Martin spent the previous five seasons as the head coach at Kansas State University, leading the Wildcats to the NCAA Tournament four times, including a trip to the Elite Eight, during the 2009-10 campaign when the squad won a school record 29 contests. Martin's Wildcats won at least 21 games in each of his five seasons at the helm, as the program compiled a record of 117-54 (.684) under his direction.

A native of Miami, Fla., Martin earned his bachelor's degree in physical education from Florida International in 1993. He and his wife, Anya, have three children, Brandon, Amalia and Christian.

MARTIN'S CAREER RECORD, YEAR-BY-YEAR

YEAR	RECORD	CONFERENCE (FINISH)	POSTSEASON
2007-08	21-12	10-6 (3rd)	1-1; NCAA Tournament 2nd Round
2008-09	22-12	9-7 (4th)	1-1; NIT
2009-10	29-8	11-5 (2nd)	3-1; NCAA Tournament Elite Eight
2010-11	23-11	10-6 (3rd)	1-1; NCAA Tournament Third Round
2011-12	22-11	10-8 (5th)	1-1; NCAA Tournament Third Round
2012-13	14-18	4-14 (12th)	-
2013-14	14-20	5-13 (13th)	-
2014-15	17-16	6-12 (11th)	-
2015-16	25-9	11-7 (3rd)	1-1; NIT
2016-17	26-11	12-6 (3rd)	4-1; NCAA Final Four
2017-18	6-2	-	-
Totals	219-130 (.627)	88-84 (.511)	12-7 (.631)/5 NCAA/2 NIT

GAMECOCK SUPERLATIVES

GAMECOCKS' RECORD WHEN ...

At home	2-0
On the road	2-0
At neutral sites	2-2
In overtime	0-0
vs. Top 25 team	0-0
vs. Top 10 team	0-0
vs. Top 3 team	0-0
Leading at half	5-0
Trailing at half	1-2
Tied at half	0-0
Shooting 50% or better	2-0
Shooting between 39-49%	4-0
Shooting less than 39%	0-2
Opp. shooting 50% or better	0-0
Opp. shooting between 39-49%	4-1
Opp. shooting less than 39%	2-1
Shooting better than opp.	5-0
Shooting worse then/equal to opp.	1-2
Starters out-score opp. starters	5-1
Opp. starters score/equal more	1-1
Bench out-scores opp. bench	4-0
Opp. bench scores/equals more	2-2
Having more FTs than opp.	4-0
Having equal/less FTs than opp.	2-2
Have more TOs than opp.	3-1
Having equal/less TOs than opp.	3-1
Having more rebounds than opp.	6-1
Having equal/less rebounds than opp.	0-1
Making 6 or more 3FGs	5-2
Having 15 or more assists	2-0
Score more points in paint than opp.	6-0
Scoring equal/less points in paint than opp.	0-2
Scoring more points off TOs than opp.	5-2
Scoring equal/less points off TOs than opp.	1-0
Scoring more 2nd-chance points than opp.	6-1
Scoring equal/less 2nd-chance points than opp.	0-1
Scoring more fast break points than opp.	4-0
Scoring equal/less fast break points than opp.	2-2
Wearing white uniforms	2-1
Wearing Garnet uniforms	0-0
Wearing Black uniforms	4-1
Playing on live TV/live broadcast	6-2
Playing in November	5-2
Playing in December	1-0
Playing in January	0-0
Playing in February	0-0
Playing in March	0-0
Playing a day-game	3-1
Playing a night-game	3-1
Playing on Sunday	1-0
Playing on a Monday	1-0
Playing on a Tuesday	0-0
Playing on a Wednesday	0-0
Playing on a Thursday	0-2
Playing on a Friday	2-0
Playing on a Saturday	1-0
Scoring margin is 5 points or less	0-1
Margin is between 6-10	1-0
Margin is between 11-20	3-1
Margin is more than 20	2-0
Scoring 59 points or less	0-0
Scoring 60-69 points	0-2
Scoring 70-79 points	5-0
Scoring 80-89 points	1-0
Scoring 90-99 points	0-0
Scoring 100+ points	0-0

MISCELLANEOUS

Current streak	W1
Home court streak	W2
Away streak	W2
Neutral court streak	L1

(tied for team lead also included)

Scoring Leaders	'17-18	Career
Chris Silva	4	6
Hassani Grtavett	2	2
Maik Kotsar	1	2
Frank Booker	1	1*
Wes Myers	1	1*
David Beatty	1	1
Justin Minaya	1	1

Rebounding Leaders	'17-18	Career
Chris Silva	6	28
Felipe Haase	3	3
Hassani Gravett	3	3
Wes Myers	1	1*

Assists Leaders	'17-18	Career
Hassani Gravett	5	9
Maik Kotsar	2	4
Felipe Haase	1	1
David Beatty	1	1
Wes Myers	1	1*

Blocks Leaders	'17-18	Career
Chris Silva	6	33
Maik Kotsar	2	8
Frank Booker	2	2*
Justin Minaya	1	1
Felipe Haase	1	1

Steals Leaders	'17-18	Career
Maik Kotsar	6	9
Frank Booker	2	2*
Chris Silva	1	7
Hassani Gravett	1	2
Justin Minaya	1	1
Felipe Haase	1	1

Double-Figure Scoring	'17-18	Career
Chris Silva	6	34
Frank Booker	5	17
Maik Kotsar	4	13
Hassani Gravett	3	6
Justin Minaya	4	4
Felipe Haase	3	3
Kory Holden	1	44
Wesley Myers	1	24
Wes Myers	1	1*
David Beatty	1	1

20+ points	'17-18	Career
Chris Silva	1	1

30+ points	'17-18	Career
-		

Double-Figure Rebounding	'17-18	Career
Chris Silva	3	10
Felipe Haase	1	1

5+ assists	'17-18	Career
Hassani Gravett	4	6
Maik Kotsar	1	1

3+ steals	'17-18	Career
Maik Kotsar	2	4
Frank Booker	1	2
Hassani Gravett	1	1

2+ blocks	'17-18	Career
Chris Silva	5	31

Double-Doubles	'17-18	Career
Chris Silva	2	7
Felipe Haase	1	1

* indicates at South Carolina

Clutch Free Throws (under 5 min/OT)

	FT-FTA	FT%
David Beatty	2-2	1.000
Jason Cudd	4-4	1.000
Felipe Haase	6-7	.857
Hassani Gravett	8-10	.800
Justin Minaya	3-4	.750
Wes Myers	3-4	.750
Frank Booker	2-4	.500
Kory Holden	1-3	.333
Maik Kotsar	1-3	.333
Totals	30-41	.732

Dunks	'17-18	Career
Chris Silva	7	50
Maik Kotsar	2	4

Miscellaneous

Largest Halftime Lead	
SC	26, vs. UTEP (Nov. 17, 2017)
Opp	11, Temple (Nov. 30, 2017)
Smallest Halftime Lead	
SC	1, vs. Western Michigan (Nov. 19, 2017)
Opp	1, UMass (Dec. 2, 2017)
Fewest Points In First Half	
SC	23, vs. Illinois State (Nov. 16, 2017)
Opp	24, last, vs. UTEP (Nov. 17, 2017)
Most Points In First Half	
SC	50, vs. UTEP (Nov. 17, 2017)
Opp	38, Temple (Nov. 30, 2017)
Fewest Points In Second Half	
SC	33, vs. Temple (Nov. 30, 2017)
Opp	25, FIU (Nov. 27, 2017)
Most Points In Second Half	
SC	44, vs. Western Michigan (Nov. 19, 2017)
Opp	38, Temple (Nov. 30, 2017)
Most Points in Overtime	
SC	-
Opp	-
Largest Margin of Victory	
SC	24, vs. UTEP (Nov. 17, 2017)
Opp	16, Temple (Nov. 30, 2017)
Smallest Margin of Victory	
SC	13, vs. Western Michigan (Nov. 19, 2017)
Opp	4, Illinois State (Nov. 16, 2017)

2017-18 GAME-BY-GAME

	Date	Result	FG-A	Pct	3FG-A	Pct	FT-A	Pct	O-D-Total	PF	Pts	A	TO	Blk	Stl	Min	Half
at Wofford			17-49	.347	6-19	.316	12-16	.750	8-20-28	16	52	7	13	0	3	200	24
South Carolina	Nov. 10, 2017	W, 73-52	25-54	.463	11-23	.478	12-16	.750	12-28-40	17	73	17	14	3	5	200	33
Western Michigan			21-58	.362	5-21	.238	13-25	.520	8-24-30	24	60	12	11	6	10	200	29
South Carolina	Nov. 13, 2017	W, 78-60	26-57	.456	9-23	.391	17-28	.607	13-33-46	18	78	12	14	3	4	200	38
Illinois State &			18-50	.360	5-16	.313	28-39	.718	5-37-42	20	69	13	14	2	8	200	32
South Carolina	Nov. 16, 2017	L, 69-65	18-61	.295	9-32	.281	20-60	.667	12-33-45	32	65	14	13	4	3	200	23
UTEP &			19-45	.422	5-13	.385	13-20	.650	6-21-27	24	56	12	23	6	8	200	24
South Carolina	Nov. 17, 2017	W, 80-56	27-58	.466	8-24	.333	18-23	.783	13-23-36	20	80	19	17	2	8	200	50
Western Michigan &			21-44	.477	8-21	.381	16-21	.762	6-24-30	24	66	9	22	1	9	200	34
South Carolina	Nov. 19, 2017	W, 79-66	26-57	.456	8-24	.333	19-30	.633	12-21-33	19	79	13	12	3	8	200	35
at FIU			22-53	.415	4-17	.235	13-21	.619	8-17-25	18	61	8	17	6	10	200	36
South Carolina	Nov. 27, 2017	W, 78-61	32-61	.525	8-22	.364	6-12	.500	13-27-40	15	78	22	19	3	8	200	38
vs. Temple #			29-60	.483	4-17	.235	14-21	.667	15-22-37	13	76	11	14	8	12	200	38
South Carolina	Nov. 30, 2017	L, 76-60	22-58	.379	6-21	.386	10-12	.833	13-20-33	14	60	9	17	4	7	200	27
UMass			27-59	.458	12-26	.462	4-5	.800	5-21-26	28	70	13	17	0	3	200	35
South Carolina	Dec. 2, 2017	W, 76-70	28-55	.509	3-15	.200	17-29	.586	8-28-36	12	76	14	15	1	11	200	34

& - indicates Puerto Rico Tip-Off at Myrtle Beach (Myrtle Beach, S.C./HTC Center) | # - indicates Under Armour Reunion (New York City/Madison Square Garden)



SOUTH CAROLINA GAMECOCKS

OVERALL: 6-2; SEC: 0-0; HOME: 2-0; AWAY: 2-0; NEUTRAL: 2-2

DATE	OPP.	W/L	SCORE	RECORD (SEC)	POINTS	REBOUNDS	ASSISTS	BLOCKS	STEALS	ATTENDANCE
11/10/17	at Wofford	W	73-52	1-0 (0-0)	Kotsar (13)	Silva (10)	Kotsar (4)	Silva (2)	Silva (2)	3,400
11/13/17	Western Mich.	W	78-60	2-0 (0-0)	Gravett (15)	Silva (10)	Haase (3)	3 with 1	Kotsar (2)	12,136 (paid)
11/16/17	vs. Illinois St. &	L	69-65	2-1 (0-0)	3 with 10	Gravett (9)	Gravett (5)	Silva (3)	Kotsar (2)	700
11/17/17	vs. UTEP &	W	80-56	3-1 (0-0)	Silva (15)	Silva/Haase (7)	Gravett (9)	Silva (2)	Kotsar (2)	978
11/19/17	vs. West. Mich. &	W	79-66	4-1 (0-0)	Silva/Myers (14)	3 with 5	Gravett (6)	Minaya (2)	Kotsar/Booker (2)	2,119
11/27/17	at FIU	W	78-61	5-1 (0-0)	Silva (26)	Silva/Gravett (10)	Gravett (7)	3 with 1	Booker/Kotsar (3)	1,335
11/30/17	vs. Temple #	L	76-60	5-2 (0-0)	Beatty (13)	Silva (9)	3 with 2	Silva (2)	Minaya/Haase (2)	6,081
12/2/17	UMass	W	76-70	6-2 (0-0)	Minaya (17)	Haase (10)	Gravett (4)	Haase (1)	Kotsar/Gravett (3)	10,832 (paid)

& - indicates Puerto Rico Tip-Off at Myrtle Beach (Myrtle Beach, S.C./HTC Center) | # - indicates Under Armour Reunion (New York City/Madison Square Garden)

STARTING LINEUPS

OPPONENT	GUARD	GUARD	GUARD/FORWARD	FORWARD	FORWARD	RECORD
at Wofford	Gravett	Booker	Minaya	Kotsar	Silva	1-0
Western Michigan	Gravett	Booker	Minaya	Kotsar	Silva	2-0
vs. Illinois State &	Gravett	Booker	Minaya	Kotsar	Silva	2-1
vs. UTEP &	Gravett	Booker	Minaya	Kotsar	Silva	3-1
vs. Western Michigan &	Gravett	Booker	Minaya	Kotsar	Silva	4-1
at FIU	Gravett	Booker	Minaya	Kotsar	Silva	5-1
vs. Temple #	Gravett	Booker	Minaya	Kotsar	Silva	5-2
UMass	Gravett	Booker	Minaya	Kotsar	Silva	6-2

& - indicates Puerto Rico Tip-Off at Myrtle Beach (Myrtle Beach, S.C./HTC Center) | # - indicates Under Armour Reunion (New York City/Madison Square Garden)

GAMECOCK SUPERLATIVES UNDER MARTIN

Most Field Goals Made

- 39, vs. High Point (March 15, 2016)
- 37, vs. Hofstra (Nov. 22, 2015)
- 35, vs. Marquette (March 17, 2017)
35, vs. Lander (Dec. 27, 2016)
- 34, vs. Lipscomb (Nov. 27, 2015)
34, vs. Marshall (Dec. 30, 2013)

Most Field Goals Attempted

- 88, vs. Alabama (Feb. 7, 2017)
73, vs. Georgia (March 3, 2016)
- 72, vs. Oral Roberts (Nov. 16, 2015)
- 70, vs. Texas A&M (Jan. 7, 2017)
- 71, vs. SC State (Jan. 5, 2013)

Highest Field Goal Percent

- 60.0 (39-65) vs. High Point (March 15, 2016)
- 58.7 (27-46) vs. Holy Cross (Nov. 13, 2016)
- 58.3 (28-48) vs. Saint Mary's (Dec. 22, 2013)
- 57.7 (30-52) vs. Arkansas (Jan. 26, 2013)
- 56.4 (22-39) vs. Missouri State (Nov. 24, 2012)

Most 3-Point Field Goals Made

- 15, vs. Auburn (Jan. 24, 2017)
- 13, vs. Rider (Nov. 19, 2012)
- 12, vs. Holy Cross (Nov. 13, 2016)
12, at Texas A&M (Feb. 6, 2016)
- 11, vs. Wofford (Nov. 10, 2017)
11, vs. Georgia (Feb. 4, 2017)
11, vs. Auburn (March 12, 2014)

Most 3-Point Field Goals Attempted

- 32, vs. Illinois State (Nov. 16, 2017)
31, vs. Alabama (Feb. 7, 2017)
31, vs. Mississippi State (March 13, 2013)
- 30, at Ole Miss (March 4, 2017)
30, at Alabama (Feb. 24, 2015)
- 29, vs. USC Upstate (Dec. 19, 2013)

Highest 3-Point Field Goal Percentage (min. 10 attempts)

- 73.3 (11-15) vs. Auburn (March 12, 2014)
- 58.3 (7-12) vs. Arkansas (Jan. 26, 2013)
- 57.7 (15-26) vs. Auburn (Jan. 24, 2017)
- 57.1 (12-21) at Texas A&M (Feb. 6, 2016)
57.1 (8-14) at Georgia (Jan. 22, 2014)

Most Free Throws Made

- 46, vs. Memphis (Jan. 2, 2016)
- 35, vs. Alabama (Feb. 7, 2017)
- 30, vs. Arkansas (March 13, 2014)
- 29, vs. Norfolk State (Nov. 14, 2015)
- 28, vs. Alabama (Jan. 30, 2016)
28, vs. NC A&T (Dec. 30, 2014)
28, vs. Mississippi State (March 6, 2013)
28, at LSU (Jan. 16, 2013)

Most Free Throws Attempted

- 63, vs. Memphis (Jan. 2, 2016)
- 50, vs. Alabama (Feb. 7, 2017)
46, vs. Alabama (Jan. 30, 2016)
- 42, vs. Norfolk State (Nov. 14, 2015)
- 41, vs. Mississippi State (Jan. 26, 2016)
41, vs. Arkansas (March 13, 2014)

Highest Free Throw Percentage (min. 10 attempts)

- 93.8 (15-16) vs. Holy Cross (Nov. 13, 2016)
- 93.3 (14-15) vs. Tennessee (Jan. 20, 2015)
- 92.9 (13-14) at Georgia (Feb. 17, 2015)
- 92.3 (12-13) at Tennessee (March 7, 2015)
- 86.4 (19-22) at Florida (Feb. 21, 2017)

Most Offensive Rebounds

- 26, vs. Vanderbilt (Feb. 13, 2014)
- 24, at St. John's (Nov. 29, 2012)
- 23, vs. Alabama (Feb. 7, 2017)
- 21, vs. Akron (Nov. 23, 2014)
21, at Mississippi State (March 8, 2014)
21, at Clemson (Nov. 17, 2013)

Most Defensive Rebounds

- 38, vs. Oklahoma State (Dec. 6, 2014)
38, vs. Longwood (Nov. 9, 2013)
- 35, vs. Memphis (Jan. 2, 2016)
- 34, vs. Vanderbilt (Jan. 9, 2016)
34, vs. Western Carolina (Nov. 30, 2015)

Most Total Rebounds

- 53, vs. Memphis (Jan. 2, 2016)
- 52, vs. Alabama (Feb. 7, 2017)
- 51, vs. Mississippi State (Jan. 26, 2016)
51, vs. Western Carolina (Nov. 30, 2015)
- 50, vs. Alabama (Jan. 30, 2016)
50, vs. Longwood (Nov. 9, 2013)

Most Personal Fouls

- 33, at Georgia (Feb. 22, 2014)
- 32, vs. Illinois State (Nov. 16, 2017)
32, vs. Marshall (Dec. 30, 2013)
- 31, at Texas A&M (Jan. 15, 2014)
- 30, at Memphis (Dec. 30, 2016)
30, at Auburn (Feb. 26, 2014)

Most Points

- 98, vs. Auburn (Jan. 24, 2017)
- 94, vs. LSU (Feb. 10, 2016)
94, vs. Hofstra (Nov. 22, 2015)
- 93, vs. Marquette (March 17, 2017)
- 92, vs. SC State (Nov. 18, 2016)
92, vs. Lipscomb (Nov. 27, 2015)
92, vs. Marshall (Dec. 30, 2013)

Fewest Points

- 36, at Florida (Jan. 30, 2012)
- 43, at Kentucky (Feb. 14, 2015)
43, vs. Kentucky (Jan. 24, 2015)
- 44, vs. Tennessee (March 14, 2014)
- 46, vs. Florida (March 4, 2014)
46, vs. LSU (Feb. 14, 2013)

Most Assists

- 25, vs. High Point (March 15, 2016)
- 24, vs. Lipscomb (Nov. 27, 2015)
- 23, vs. Auburn (Jan. 24, 2017)
- 22, at FIU (Nov. 27, 2017)
22, at Texas A&M (Feb. 6, 2015)
22, vs. Rider (Nov. 19, 2012)

Fewest Turnovers

- 5, vs. Gonzaga (April 1, 2017)
6, vs. Texas A&M (Jan. 7, 2017)
6, vs. Kentucky (March 1, 2014)
- 7, at USF (Dec. 17, 2016)
- 7, vs. Mississippi State (Feb. 28, 2015)
7, at Georgia (Feb. 17, 2015)
7, vs. Georgia (Feb. 22, 2014)
7, vs. Akron (Dec. 28, 2013)
7, at Kentucky (Feb. 5, 2013)
7, vs. Vanderbilt (Jan. 19, 2013)

Most Blocks

- 10, vs. Lander (Dec. 27, 2016)
10, vs. High Point (March 15, 2016)
10, vs. UNC Asheville (Nov. 26, 2014)
- 9, vs. SC State (Nov. 18, 2016)
9, at Georgia (Feb. 2, 2016)
9, vs. Drexel (Dec. 15, 2015)
9, vs. Coker (Dec. 21, 2014)

Most Steals

- 13, vs. FIU (Dec. 4, 2016)
13, vs. Francis Marion (Dec. 30, 2015)
13, at Marshall (Dec. 1, 2014)
- 12, at Tennessee (Jan. 11, 2017)
12, vs. Syracuse (Nov. 26, 2016)
12, vs. USF (Dec. 5, 2015)
12, vs. Lipscomb (Nov. 27, 2015)
12, vs. Ole Miss (March 12, 2015)
12, vs. UNC Asheville (Nov. 26, 2014)

Most Points By Opponent

- 97, at Georgia (Jan. 22, 2014)
- 90, vs. Alabama (Feb. 7, 2017)
90, vs. Missouri (Feb. 28, 2013)
- 89, vs. Kentucky (Feb. 13, 2016)
89, at St. John's (Nov. 29, 2012)

Fewest Point By Opponent

- 44, vs. Longwood (Nov. 9, 2013)
- 45, vs. Akron (Dec. 28, 2013)
45, vs. Cornell (Nov. 20, 2014)
45, vs. Clemson (Dec. 19, 2014)
- 46, vs. Michigan (Nov. 23, 2016)

Most Field Goals Made By Opponent

- 33, at St. John's (Nov. 29, 2012)
- 32, vs. Missouri (Feb. 28, 2013)
- 31, vs. Kentucky (Feb. 13, 2016)
- 30, vs. Arkansas (Feb. 15, 2017)
30, vs. Alabama (Feb. 7, 2017)
30, vs. Georgia Tech (March 21, 2016)
30, vs. Arkansas (March 5, 2015)

Fewest Field Goals Made By Opponent

- 10, vs. Michigan (Nov. 23, 2016)
- 11, vs. Georgia (Jan. 31, 2015)
- 13, vs. Akron (Dec. 28, 2013)
13, vs. Longwood (Nov. 9, 2013)
- 14, vs. Syracuse (Nov. 26, 2016)
14, vs. Cornell (Nov. 20, 2014)
14, vs. Kentucky (March 1, 2014)

Highest Opponent Field Goal Percent

- 69.6 (32-46) vs. Missouri (Feb. 28, 2013)
- 61.4 (27-44) at Kentucky (Feb. 5, 2013)
- 58.5 (24-41) vs. Auburn (Jan. 12, 2013)
- 58.3 (28-48) at Kentucky (Jan. 21, 2017)
- 58.1 (25-43) vs. Georgia (Feb. 2, 2013)

Most Rebounds By Opponent

- 62, vs. Alabama (Feb. 7, 2017)
- 49, vs. Seton Hall (Dec. 12, 2016)
49, vs. LSU (Feb. 14, 2013)
- 47, at Georgia (Feb. 23, 2013)
- 46, five times

Fewest Rebounds By Opponent

- 16, vs. Holy Cross (Nov. 13, 2016)
- 20, vs. NC A&T (Dec. 30, 2014)
- 22, vs. Drexel (Dec. 15, 2015)
22, vs. Morgan State (Nov. 16, 2012)
- 23, vs. Hofstra (Nov. 22, 2015)
23, vs. Alabama (Jan. 13, 2015)
23, vs. Manhattan (Dec. 22, 2012)
23, vs. Rider (Nov. 19, 2012)

ON THE BENCH



> **PERRY CLARK, ASSISTANT COACH**

- > Fifth season on staff at South Carolina
- > Former head coach at Tulane, Miami (Fla.) and Texas A&M-Corpus Christi
- > Has over 30 years of coaching experience
- > Has coached 19 players who were drafted or have gone on to play in the NBA, including Gamecock Sindarius Thornwell



> **CHUCK MARTIN, ASSISTANT COACH**

- > Is in his first season on staff at Carolina after serving as an assistant for the past three seasons at Indiana
- > Has over 15 years of coaching experience at the Division I level
- > Was the head coach at Marist for five years (2008-13)
- > Played collegiately at Champlain Junior College, before finishing his career at Monmouth



> **BRUCE SHINGLER, ASSISTANT COACH**

- > Is in his second season on staff with the Gamecocks
- > Prior to time at Carolina, was an assistant for four seasons at Towson
- > Played collegiately at St. Augustine's College
- > Prior to time in college, coached AAU, sending over 40 of his players to Division I institutions



> **ANDY ASSALEY, DIRECTOR OF OPERATIONS**

- > Enters his sixth season at Carolina, and his 11th season with Martin
- > Has over 20 years of experience working in college basketball
- > A graduate of Cincinnati



> **SCOTT GREENAWALT, STRENGTH AND CONDITIONING COACH**

- > Enters his sixth season with the Gamecocks and his 11th with Martin
- > Has coached over 10 all-conference players, including Michael Beasley (Kansas State) and Sindarius Thornwell (Carolina)
- > Has helped train numerous professional athletes, such as Kevin Youkilis, former MLB player
- > Played football at Muskingum College in Ohio



> **MARK RODGER, ATHLETIC TRAINER**

- > In his 12th season with the Gamecocks
- > Native of Berlin, Germany, and a graduate of the University of Buffalo




> **DOUG EDWARDS, DIRECTOR OF PLAYER DEVELOPMENT**

- > Is in his sixth season on staff at Carolina
- > Former standout at Florida State, and was the 15th overall pick in the 1993 NBA Draft by the Atlanta Hawks
- > Brother, Allen, is the head coach at Wyoming



> **JAY GIBBONS, VIDEO COORDINATOR**

- > Enters his third season on staff with the Gamecocks
- > Prior to his time at Carolina, was an assistant coach at Savannah State
- > Played collegiately at Clayton State, where he helped his team reach two NCAA D-II Final Four's



**JARETT
GERALD**

Special Asst. to
the Head Coach



**DUSHAWN
DAVIS**

Director of
Social Media



**JOHN
REYNOLDS**

Administrative
Assistant




**BRIAN
STEELE**

Graduate
Student
Manager



**TEMARCUS
BLANTON**

Student
Assistant
Coach




**JUSTIN
MCKIE**

Student
Assistant
Coach




**EMILY
MILES**

Director of
Communications and
Public Relations



73



52

GAME 1 (1-0)

Spartanburg, S.C.

Jerry Richardson Indoor Stadium

Nov. 10, 2017

2017-18 Season Opener

SPARTANBURG, S.C. (AP) - Maik Kotsar had 13 points and Frank Booker added 12 off three 3-pointers in a 73-52 rout of Wofford - the Gamecocks' 17th straight opening-game victory Friday night.


South Carolina (1-0) spoiled the debut of Wofford's glittering Jerry Richardson Indoor Stadium, a 3,400-seat arena funded by Richardson, owner of the Carolina Panthers and a Wofford alumnus.

Wofford (0-1) kept things tight most of the first half and trailed 25-22 on Derrick Brooks' jumper with 3:15 left in the opening half. That's when the Gamecocks took control with a 20-2 run that spanned both periods. Booker and fellow first-year player Wesley Myers had 3s in the run. When Hassani Gravett closed the surge with one more 3, South Carolina led 45-24.

Freshman Felipe Haase and graduate transfer Myers added 10 points each for the Gamecocks, who returned just two starters from the team that that made it to the program's first Final Four a year ago. Chris Silva, along with Kotsar, the only starters back from the NCAA Tournament run, had nine points and a team-best 10 rebounds.

Fletcher Magee had 17 points, 15 in the opening half, to lead Wofford.

GAME 1



Official Basketball Box Score - Game Totals - Final Statistics

South Carolina vs Wofford

11/10/17 7:00 PM at Spartanburg, S.C.

South Carolina 73 • 1-0

#	Player	FG-FGA	FG-FGA	FT-FTA	Off Def Tot	PF	TP	A	To	Bk	Stl	Min		
02	GRAVETT, Hassani	* 2-7	1-2	0-0	0 2 2	0	5	3	0	0	0	25		
05	BOOKER, Frank	* 4-6	3-5	1-2	0 0 0	1	12	0	0	0	1	25		
10	MINAYA, Justin	* 2-5	1-2	1-1	2 2 4	1	6	2	2	1	0	24		
21	KOTSAR, Maik	* 5-10	0-1	3-4	2 1 3	3	13	4	1	0	1	25		
30	SILVA, Chris	* 2-5	0-1	5-6	3 7 10	3	9	2	5	2	2	20		
06	BEATTY, David	* 2-6	2-4	0-0	0 0 0	2	6	2	1	0	0	19		
12	HOLDEN, Kory	* 1-2	0-1	0-0	1 1 2	3	2	2	0	0	0	8		
13	GUEYE, Khadim	* 0-0	0-0	0-0	2 2 4	2	0	0	2	0	0	10		
14	HAASE, Felipe	* 4-6	2-3	0-1	1 4 5	2	10	0	0	0	0	23		
17	FAMOUKE DOUMBIA, I.	* 0-1	0-0	0-0	2 2 0	0	0	0	0	0	0	2		
18	MYERS, Wesley	* 3-6	2-4	2-2	0 3 3	0	10	2	2	0	1	17		
20	CORCHIANI, Tommy	* 0-0	0-0	0-0	0 0 0	0	0	0	0	0	0	1		
33	CUDD, Jason	* 0-0	0-0	0-0	0 0 0	0	0	0	0	0	0	1		
	Team				1 4 5									
	Totals		25-54	11-23	12-16	12	28	40	17	73	17	4	3	200

FG % 1st Half: 11-27 40.7% 2nd half: 14-27 51.9% Game: 25-54 46.3%
3FG % 1st Half: 7-14 50.0% 2nd half: 4-9 44.4% Game: 11-23 47.8%
FT % 1st Half: 4-5 80.0% 2nd half: 8-11 72.7% Game: 12-16 75.0%

Wofford 52 • 0-1

#	Player	FG-FGA	FG-FGA	FT-FTA	Off Def Tot	PF	TP	A	To	Bk	Stl	Min			
03	Fletcher Magee	* 7-17	3-9	0-0	0 3 3	1	17	0	2	0	0	37			
10	Nathan Hoover	* 2-7	1-4	4-5	0 1 1	0	9	0	0	0	0	29			
31	Donovan Theme-Love	* 0-2	0-1	0-0	0 0 0	1	0	1	4	0	0	19			
30	Cameron Jackson	* 3-7	0-1	3-6	3 6 9	4	9	0	2	0	1	27			
24	Matthew Pegram	* 3-7	2-2	4-4	2 5 7	4	12	2	0	0	0	29			
01	Derrick Brooks	* 1-3	0-1	0-0	0 1 1	4	2	0	4	0	0	19			
05	Storm Murphy	* 1-4	0-0	1-1	0 0 0	0	3	4	0	0	0	21			
12	Trishon Lowery	* 0-0	0-0	0-0	0 0 0	0	0	0	0	0	0	1			
21	Trey Hollowell	* 0-2	0-1	0-0	0 0 0	1	0	0	0	0	0	8			
24	Keve Aluma	* 0-0	0-0	0-0	0 1 1	1	0	0	1	0	0	10			
	Team				3 3 6										
	Totals		17-49	6-19	12-16	8	20	28	16	52	7	13	0	3	200

FG % 1st Half: 10-28 35.7% 2nd half: 7-21 33.3% Game: 17-49 34.7%
3FG % 1st Half: 3-9 33.3% 2nd half: 3-10 30.0% Game: 6-19 31.6%
FT % 1st Half: 1-3 33.3% 2nd half: 11-13 84.6% Game: 12-16 75.0%


Officials: Karl Hess, Steven Anderson, Rusty Phillips

Technical Fouls: South Carolina-None. Wofford-None.


Attendance: 3400

Score by periods	1st	2nd	Total
South Carolina	33	40	73
Wofford	24	28	52

GAME 2



78



60

GAME 2 (2-0)

Columbia, S.C.

Colonial Life Arena

Nov. 13, 2017

Final Four banner unveiled pre-game

COLUMBIA, S.C. (AP) - South Carolina doubled down on a season opening victory, claiming a 78-60 home win Monday night over Western Michigan in its second encounter.

The Gamecocks managed to get a bit of breathing room late in the first half, opening a nine-point lead at the break. They remained on top throughout the second half, gradually increasing the lead.

The inside duo of Chris Silva and Maik Kotsar dominated action inside, allowing USC to connect on 26 of 57 field goals, while holding Western Michigan to 21 of 58.


Despite its statistical dominance, South Carolina watched a 17-point lead cut to nine with 7:50 remaining. The Gamecocks had an answer for each Western Michigan run, however.

While the inside duo was responsible for obtaining the lead, point guard Hassani Gravett hit three late 3-pointers to allow South Carolina's advantage to grow to as much as 19.

He led the Gamecocks in scoring with 15. Frank Booker followed with 14, while Silva and Kotsar each scored 10 and hauled in a combined 13 rebounds.

Western Michigan's Thomas Wilder led all scorers with 21, earning most of his points driving to the basket. Bryce Moore and Josh Davis followed with 12 and 11 points respectively.

GAME 2



Official Basketball Box Score - Game Totals - Final Statistics

Western Michigan vs South Carolina

11/13/17 8 p.m. ET at Columbia, S.C. (Colonial Life Arena)

Western Michigan 60 • 1-1

#	Player	FG-FGA	FG-FGA	FT-FTA	Off Def Tot	PF	TP	A	To	Bk	Stl	Min			
23	JONES, Reoqee	* 3-11	1-6	0-0	0 1 1	2	7	4	1	2	1	22			
35	JOHNSON, Brandon	* 1-4	0-1	0-0	1 1 2	5	2	0	0	0	0	12			
50	DUGAN, Seth	* 3-5	0-0	0-0	1 4 5	1	6	1	3	0	0	27			
06	MOORE, Bryce	* 2-6	2-4	4-8	0 1 1	2	10	2	3	0	3	30			
10	WILDER, Thomas	* 8-16	1-3	6-10	0 3 3	1	23	4	0	0	6	33			
01	FLOWERS, Michael	* 0-2	0-1	0-0	0 0 0	0	0	0	0	0	0	5			
02	MCDERMED, Kyle	* 0-0	0-0	0-0	0 0 0	0	0	0	0	0	0	2			
03	DAVIS, Josh	* 4-6	1-2	2-2	4 4 8	5	11	0	1	3	0	20			
04	PRINITY, Jared	* 0-0	0-0	0-0	0 0 0	0	0	0	0	0	0	6			
12	RANDALL, Jarrin	* 0-3	0-3	1-3	0 0 0	1	0	0	0	0	0	4			
24	IKONGSHUL, Adida	* 0-2	0-0	0-0	1 2 3	5	0	1	1	0	0	14			
30	WHITENS, Jason	* 0-1	0-1	0-0	0 0 0	0	0	0	0	0	0	2			
32	CLIFFORD, TJ	* 0-0	0-0	0-0	0 0 0	0	0	0	0	0	0	2			
42	LAMONT, Drake	* 0-2	0-0	0-2	0 6 6	2	0	0	1	0	1	21			
	Team				1 2 3										
	Totals		21-58	5-21	13-25	8	24	32	24	60	12	11	6	10	200

FG % 1st Half: 10-27 37.0% 2nd half: 11-31 35.5% Game: 21-58 36.2%
3FG % 1st Half: 3-12 25.0% 2nd half: 2-9 22.2% Game: 5-21 23.8%
FT % 1st Half: 6-11 54.5% 2nd half: 7-14 50.0% Game: 13-25 52.0%

South Carolina 78 • 2-0

#	Player	FG-FGA	FG-FGA	FT-FTA	Off Def Tot	PF	TP	A	To	Bk	Stl	Min			
10	MINAYA, Justin	* 2-8	0-4	1-3	2 3 5	3	5	2	0	0	0	22			
21	KOTSAR, Maik	* 4-10	0-2	2-6	3 3 6	2	10	1	2	1	2	29			
30	SILVA, Chris	* 3-5	1-1	3-4	2 8 10	3	10	1	1	1	1	21			
02	GRAVETT, Hassani	* 4-5	3-3	4-4	0 4 4	2	15	2	2	0	0	19			
05	BOOKER, Frank	* 5-8	3-6	1-3	0 2 2	2	14	0	1	1	0	30			
06	BEATTY, David	* 2-7	1-2	2-2	0 0 0	1	7	2	1	0	1	21			
01	HOLDEN, Kory	* 3-6	0-0	0-0	0 3 0	6	1	2	0	0	0	12			
12	GUEYE, Khadim	* 0-0	0-0	0-0	0 0 0	0	0	0	0	0	0	4			
13	HAASE, Felipe	* 1-3	1-3	4-6	2 7 9	2	7	3	2	0	0	25			
17	FAMOUKE DOUMBIA, I.	* 0-0	0-0	0-0	0 0 0	0	0	0	0	0	0	2			
18	MYERS, Wesley	* 2-5	0-1	0-0	2 2 2	4	0	1	0	1	0	12			
25	SCHMITT, Christian	* 0-0	0-0	0-0	0 0 0	0	0	0	0	0	0	1			
33	CUDD, Jason	* 0-0	0-0	0-0	0 0 0	1	0	1	0	0	0	2			
	Team				4 1 5										
	Totals		26-57	9-23	17-28	13	33	46	18	78	12	14	3	4	200

FG % 1st Half: 13-30 43.3% 2nd half: 13-27 48.1% Game: 26-57 45.6%
3FG % 1st Half: 4-10 40.0% 2nd half: 5-13 38.5% Game: 9-23 39.1%
FT % 1st Half: 8-12 66.7% 2nd half: 9-16 56.3% Game: 17-28 60.7%

Officials: Chuck Jones, Terry Moore, Rob Rorker

Technical Fouls: Western Michigan-None. South Carolina-None.

Attendance: 12136

Unbracketed game of the Puerto Rico Tip-Off at Myrtle Beach

Score by periods	1st	2nd	Total
Western Michigan	29	31	60
South Carolina	38	40	78

In

Off

2nd

Fast

Points

Paint

T/O

Chance

Break

Bench

WVU

SC

32

16

13

11

24

Score tied - 3 times.

Largest lead - WVU by 31 at 17:20, SC by 18 at 2nd-04:52.

WVU led for 01:03. SC led for 36:53. Game was tied for 02:04.

GAME 3



65



69

GAME 3 (2-1)

Conway, S.C.

HTC Center

Nov. 16, 2017

Puerto Rico Tip-Off at Myrtle Beach

CONWAY, S.C. (AP) - Milik Yarbrough had 18 points, six rebounds and six assists to help Illinois State beat South Carolina 69-65 in Thursday's opening game of the relocated Puerto Rico Tip-Off.


Keyshawn Evans added 17 points for the Redbirds (1-1), who frustrated the cold-shooting Gamecocks with their active zone defense and never trailed. Illinois State shot just 36 percent, but made 28 free throws - with 14 from Yarbrough.

Illinois State led by as many as 12 points before halftime and saw the Gamecocks rally to twice tie it before holding on down the stretch. Evans hit a free throw with 4 seconds left to make it a two-possession game and seal the win.

Hassani Gravett had 10 points, nine rebounds and five assists for the Gamecocks (2-1), who shot just 30 percent.

The tournament was set for the coastal city of Fajardo, Puerto Rico, but damage from Hurricane Maria forced it to Coastal Carolina in Conway.

GAME 3



Official Basketball Box Score - Game Totals - Final Statistics

Illinois State vs South Carolina

11/16/17 11:30 AM ET at HTC Center (Conway, SC)

Illinois State 69 • 1-1

#	Player	FG-FGA	FG-FGA	FT-FTA	Off Def Tot	PF	TP	A	To	Bk	Stl	Min			
32	Bruninga, Taylor	* 1-3	1-3	2-2	0 0 0	5	5	0	0	0	0	19			
03	Evans, Keyshawn	* 3-10	3-6	8-11	0 4 4	1	17	3	3	0	2	32			
05	Hein, Matt	* 1-2	0-1	0-0	0 1 1	0	2	0	0	0	0	23			
23	Tinsley, William	* 2-9	0-4	1-2	0 6 6	4	5	1	0	1	0	19			
25	Williams, Madison	* 3-8	1-2	0-0	0 5 5	2	7	2	2	0	3	27			
00	Gassman, Isaac	* 0-1	0-0	1-2	1 3 4	0	1	0	0	0	0	15			
10	Fayne, Phil	* 6-11	0-0	2-5	4 6 10	4	14	0	3	1	2	34			
24	Martin, Jerron	* 0-1	0-0	0-0	0 0 0	0	0	1	0	0	1	5			
52	Yarbrough, Milik	* 2-5	0-0	14-17	0 6 6	4	18	6	6	0	0	26			
	Team				0 6 6										
	Totals		18-50	5-16	28-39	5	37	42	20	69	13	14	2	8	200

FG % 1st Half: 8-22 36.4% 2nd half: 10-28 35.7% Game: 18-50 36.0%
3FG % 1st Half: 2-6 33.3% 2nd half: 3-10 30.0% Game: 5-16 31.3%
FT % 1st Half: 14-19 73.7% 2nd half: 14-18 77.8% Game: 28-39 71.8%

South Carolina 65 • 2-1

#	Player	FG-FGA	FG-FGA	FT-FTA	Off Def Tot	PF	TP	A	To	Bk	Stl	Min			
10	MINAYA, Justin	* 2-9	1-5	4-6	3 5 8	4	9	1	1	0	0	24			
21	KOTSAR, Maik	* 3-6	0-0	1-2	2 4 6	5	7	1	4	0	2	22			
30	SILVA, Chris	* 0-1	0-0	10-14	2 4 6	5	10	1	2	3	0	17			
02	GRAVETT, Hassani	* 3-13	2-0	2-4	0 9 9	2	10	1	5	1	0	33			
05	BOOKER, Frank	* 3-10	3-10	1-2	0 4 4	2	10	4	2	0	0	28			
06	BEATTY, David	* 2-6	1-2	2-2	0 2 2	5	7	0	0	0	0	15			
01	HOLDEN, Kory	* 0-2	0-0	0-0	0 0 0	3	0	1	2	0	0	7			
12	GUEYE, Khadim	* 0-0	0-0	0-0	0 0 0	1	0	0	0	0	0	5			
13	HAASE, Felipe	* 2-6	1-1	0-0	0 4 4	2	5	0	1	1	1	29			
17	FAMOUKE DOUMBIA, I.	* 1-1	0-0	0-0	0 2 0	2	0	0	0	0	0	5			
18	MYERS, Wesley	* 2-7	1-4	0-0	0 1 1	5	0	1	0	0	0	15			
	Team				5 0 5										
	Totals		18-61	9-32	20-30	12	33	45	32	65	14	13	4	3	200

FG % 1st Half: 7-30 23.3% 2nd half: 11-31 35.5% Game: 18-61 29.5%
3FG % 1st Half: 3-1



80



56

GAME 4 (3-1)
Conway, S.C.
HTC Center
Nov. 17, 2017
Puerto Rico Tip-Off at Myrtle Beach




CONWAY, S.C. (AP) - Chris Silva scored 15 points and South Carolina had a dominating first-half performance to beat UTEP 80-56 in Friday's consolation bracket of the relocated Puerto Rico Tip-Off.


The Gamecocks (3-1) struggled in Thursday's loss to Illinois State, but they were much sharper against the Miners (1-2). They built a double-digit lead in the first 6 minutes and shot 55 percent in the first half, leading 50-24 by the break and by 32 after halftime.

Matt Willms scored 18 points for UTEP, which hit shots early but undercut any momentum with a constant stream of turnovers. UTEP committed 16 turnovers in the first half, leading to 21 points for the Gamecocks, and finished with 23.

The Miners lost leading scorer and rebounder Keith Frazier to a first-half injury. He appeared to land on a close-out defender on a 3-pointer and came up grabbing his right ankle with 2:25 left.




79



66

GAME 5 (4-1)
Conway, S.C.
HTC Center
Nov. 19, 2017
Martin's 100th win at Carolina



CONWAY, S.C. (AP) - South Carolina started the relocated Puerto Rico Tip-Off with a clunker. Coach Frank Martin could at least feel better about the way the Gamecocks finished it in the fifth-place game.

Wesley Myers and Chris Silva each scored 14 points, while South Carolina took control after halftime to beat Western Michigan 79-66 on Sunday.

The Gamecocks (4-1) started slow and trailed 13-2 before leading 35-34 at the break. They took over by running off 14 unanswered points during a 17-1 run while holding Western Michigan (2-3) without a basket for nearly 8 1/2 minutes.

That turned a one-point edge into a 57-40 margin on Kory Holden's 3-pointer with 10:02 left, a margin that stayed in double figures the rest of the game for Martin's 100th career win at South Carolina.

"There was a trophy for the team that won at the end, and anytime there's a trophy in place, you want to play for it," Martin said. "We're disappointed we didn't get that opportunity. But once that first game went away and that was no longer an option, then the goal is about your team to continuing to get better because you want your team playing its best in March."


The defensive performance included harassing the Broncos into 22 turnovers that led to 28 points for the Gamecocks, with a tournament-record 10 turnovers coming from Western Michigan leading scorer Thomas Wilder.

It helped that it was the second time the Gamecocks had seen Western Michigan this week. They won 78-60 at home Monday, then won in Conway after the tournament was relocated due to hurricane damage in Puerto Rico.


"I was real happy with the defensive adjustments that our guys executed today," Martin said. "We didn't get back-cut, we sat on some stuff they ran against us when they got layups, so the guys defensively were sharp on that."

Wilder scored 15 points to lead Western Michigan, while Bryce Moore tied a career-high with four 3-pointers and scored 14 points.

"Good physical effort - lost the ball game in an 8-minute stretch," Broncos coach Steve Hawkins said. "That's kind of what it came down to there."




78



61

GAME 6 (5-1)
Miami, Fla.
Ocean Bank Convocation Center
Nov. 27, 2017
Martin's first time coaching at his alma mater



MIAMI. (AP) - Chris Silva scored a career-high 26 points and grabbed 10 rebounds to lead South Carolina to a 78-61 win over FIU on Monday night.

Maik Kotsar scored 16 points, Justin Minaya added 13, and Frank Booker chipped in 12 for South Carolina (5-1) as head coach Frank Martin faced his alma mater for the first time on the road as a head coach. Martin is 3-0 against FIU.

FIU (2-4) was led by Eric Lockett's 21 points.

After hitting a 3 to give the Gamecocks a 38-36 lead going into the break after a wild first half, Booker picked up where he left off, hitting three 3s in the opening minutes of the second half to give South Carolina a 57-38 lead.

Booker's 3 were part of a pivotal 15-0 run that helped lift the Gamecocks to the win.

FIU cut the deficit to 10 points at 68-58 with six minutes left in the game, but were unable to get within single digits.

Both teams played an entertaining first half with each taking a turn at a big run.

South Carolina opened with a 9-0 run capped by an emphatic breakaway dunk by Silva. The Gamecocks' fast start continued, making 9 of their first 11 shots to build a 20-4 lead.

Then, the Golden Panthers went on its run erasing the 16-point deficit with a 27-3 run over the next 8:41.

Trejon Jacob sparked FIU by scoring seven straight points with a layup, a long 3, and a two-handed dunk to cut the deficit to 20-11.

FIU continued its surge and took a 23-22 lead following a 4-point play by Brian Beard Jr. with 8:04 left in the first half. Moments later, Beard Jr. drilled another 3 for a 29-23 advantage.

South Carolina trailed 31-23 before Silva ended the run with a basket.

The Gamecocks committed 12 turnovers and made 1 of 9 shots from the field during the run.

GAME 4



Official Basketball Box Score -- Game Totals -- Final Statistics
South Carolina vs UTEP
11/17/17 10:30 AM ET at HTC Center (Conway, SC)

South Carolina 80 • 3-1

#	Player	Total		3-Ptr		Rebounds		PF	TP	A	T	Bk	Stl	Min
		FG	FGA	FG	FGA	FT	FTA							
19	MINAYA, Justin	r	4-7	3-5	3-4	2	1	3	1	14	3	3	0	28
21	KOTSAR, Maik	r	6-10	1-2	1-2	1	1	2	3	14	0	0	0	20
30	SILVA, Chris	r	3-8	1-2	0-0	3	4	7	4	15	1	4	2	23
02	GRAVETT, Hassani	g	3-6	0-1	0-0	1	3	4	2	6	9	4	0	21
05	BOOKER, Frank	g	2-6	1-4	2-2	0	2	2	1	7	1	4	0	25
00	BEATTY, David		1-5	0-3	0-0	0	2	2	0	2	2	0	0	15
11	HOLDEN, Kory		4-5	1-2	2-4	0	0	0	1	11	2	1	0	16
12	GUEYE, Khadim		0-0	0-0	0-0	0	0	0	1	0	0	0	0	2
13	HAASE, Felipe		3-7	1-3	0-0	2	5	7	2	7	0	0	0	24
14	FAMOUKE DOUMBIA, I.		0-0	0-0	0-0	0	0	0	1	0	0	0	0	3
15	MYERS, Wesley		1-2	0-1	0-0	0	3	3	1	2	1	1	0	14
23	SCHMITT, Christian		0-1	0-1	0-0	0	0	0	0	0	0	0	0	3
33	CUDD, Jason		0-1	0-0	2-2	1	2	3	2	0	0	0	0	6
Team						3	0	3						
Totals			27-58	8-24	18-23	13	23	36	20	80	19	17	2	8

FG % 1st Half: 17-31 54.8% 2nd half: 10-27 37.0% Game: 27-58 46.6%
3FG % 1st Half: 5-13 38.5% 2nd half: 3-11 27.3% Game: 8-24 33.3%
FT % 1st Half: 11-13 84.6% 2nd half: 7-10 70.0% Game: 18-23 78.3%

UTEP 56 • 1-2

#	Player	Total		3-Ptr		Rebounds		PF	TP	A	T	Bk	Stl	Min
		FG	FGA	FG	FGA	FT	FTA							
01	THOMAS, Paul	r	0-3	0-1	2-2	0	0	0	4	2	2	1	0	14
14	WILLMS, Matt	c	6-10	0-0	6-9	2	4	6	3	18	1	3	1	32
02	HARRIS, Omega	g	4-7	1-2	1-2	0	4	4	3	10	3	4	0	25
03	GLYARD, Evan	g	2-4	1-2	2-2	0	0	0	1	7	2	5	0	22
05	FRAZIER, Keith	g	3-5	1-3	0-0	0	1	1	1	7	2	1	0	14
04	SMITH, Tirus		0-4	0-0	1-2	1	4	5	1	0	2	0	1	13
05	WADE, Trey		3-6	1-3	0-1	1	1	2	3	7	1	0	4	23
11	FLAGGERT, Jake		0-0	0-0	0-0	0	0	0	2	0	0	0	0	12
14	OSBORNE, Isaiah		1-4	1-2	1-2	0	2	1	1	4	0	1	1	24
15	MAGEE, Kobe		0-1	0-0	0-0	0	2	0	0	0	1	0	0	15
20	TOUCHET, Trey		0-1	0-0	0-0	0	0	0	1	0	1	0	0	6
Team						2	3	5						
Totals			19-45	5-13	13-20	6	21	27	24	56	12	23	6	8

FG % 1st Half: 9-21 42.9% 2nd half: 10-24 41.7% Game: 19-45 42.2%
3FG % 1st Half: 3-8 37.5% 2nd half: 2-5 40.0% Game: 5-13 38.5%
FT % 1st Half: 3-5 60.0% 2nd half: 10-15 66.7% Game: 13-20 65.0%

Score by periods	1st	2nd	Total
South Carolina	50	30	80
UTEP	24	32	56

Last FG - SC 2nd-01:49, UTEP 2nd-00:45.
Largest lead - SC by 32 2nd-12:54, UTEP None.
SC led for 39:35. UTEP led for 00:00. Game was tied for 00:25.

GAME 5



Official Basketball Box Score -- Game Totals -- Final Statistics
South Carolina vs Western Michigan
11/19/17 2:00 PM ET at HTC Center (Conway, SC)

South Carolina 79 • 4-1

#	Player	Total		3-Ptr		Rebounds		PF	TP	A	T	Bk	Stl	Min
		FG	FGA	FG	FGA	FT	FTA							
10	MINAYA, Justin	r	4-9	1-4	0-0	1	2	3	1	9	0	2	2	33
21	KOTSAR, Maik	r	3-7	0-0	0-3	1	3	4	3	6	0	1	1	29
30	SILVA, Chris	r	4-5	0-0	6-8	3	2	5	3	14	2	0	0	25
02	GRAVETT, Hassani	g	2-8	1-4	4-8	0	5	5	1	9	6	2	0	27
05	BOOKER, Frank	g	4-10	3-9	0-0	0	0	0	1	11	0	2	0	19
00	BEATTY, David		0-1	0-1	0-0	1	0	1	2	0	1	0	0	5
11	HOLDEN, Kory		1-3	1-1	3-4	1	0	1	3	6	1	0	0	9
13	HAASE, Felipe		3-5	2-4	2-2	1	4	5	3	10	1	2	0	26
15	MYERS, Wesley		5-9	0-1	4-5	0	5	5	2	14	2	2	0	27
Team						4	0	4						
Totals			26-57	8-24	19-30	12	21	33	19	79	13	12	3	8

FG % 1st Half: 14-28 50.0% 2nd half: 12-29 41.4% Game: 26-57 45.6%
3FG % 1st Half: 4-10 40.0% 2nd half: 4-14 28.6% Game: 8-24 33.3%
FT % 1st Half: 3-10 30.0% 2nd half: 16-20 80.0% Game: 19-30 63.3%

Western Michigan 66 • 2-3

#	Player	Total		3-Ptr		Rebounds		PF	TP	A	T	Bk	Stl	Min
		FG	FGA	FG	FGA	FT	FTA							
03	DAVIS, Josh	r	2-7	1-3	3-4	1	5	6	4	8	2	1	0	28
35	JOHNSON, Brandon	r	2-5	0-0	0-0	1	4	5	4	4	0	2	0	28
10	MINAYA, Justin	r	2-2	0-1	1-2	2	2	4	3	3	2	1	0	18
00	MOORE, Bryce	c	1-10	4-9	2-2	0	1	1	2	34	1	1	0	34
10	WILDER, Thomas	g	5-7	0-1	5-7	1	2	3	4	15	3	1	0	34
01	FLOWERS, Michael		3-6	2-3	2-2	0	0	0	2	10	0	2	0	16
23	JONES, Reggie		2-4	1-4	0-0	0	0	2	0	5	1	3	0	17
24	IKONGSHU, Adida		0-0	0-0	0-0	0	3	3	1	0	0	0	0	3
42	LAMONT, Drake		2-3	0-0	3-4	0	2	3	1	7	0	2	0	22
Team						1	3	4						
Totals			21-44	8-21	16-21	6	24	30	24	66	9	22	1	9

FG % 1st Half: 12-24 50.0% 2nd half: 9-20 45.0% Game: 21-44 47.7%
3FG % 1st Half: 3-9 33.3% 2nd half: 5-12 41.7% Game: 8-21 38.1%
FT % 1st Half: 7-8 87.5% 2nd half: 9-13 69.2% Game: 16-21 76.2%

Officials: Kipp Kissinger, Jeff Malham, Rick O'Neill
Technical fouls: South Carolina-None. Western Michigan-DAVIS, Josh.
Attendance: Game 10 of the Puerto Rico Tip-Off at Myrtle Beach
5th Place Game

Score by periods	1st	2nd	Total
South Carolina	35	44	79
Western Michigan	34	32	66

Last FG - SC 2nd-03:38, WMU 2nd-00:35.
Largest lead - SC by 18 2nd-03:38, WMU by 11 1st-15:20.
SC led for 25:14, WMU led for 11:18. Game was tied for 03:27.


GAME 6




Official Basketball Box Score -- Game Totals -- Final Statistics
South Carolina vs FIU
11/27/17 7:00 p.m. at Ocean Bank Convocation Ctr (Miami, Fla.)

South Carolina 78 • 5-1

#	Player	Total		3-Ptr		Rebounds		PF	TP	A	T	Bk	Stl	Min
		FG	FGA	FG	FGA	FT	FTA							
02	GRAVETT, Hassani	*	3-5	1-2	0-0	3	7	10	1	7	7	1	0	28
05	BOOKER, Frank	*	4-8	4-8	0-0	1	3	4	0	12	4	0	1	34
10	MINAYA, Justin	*	5-11	3-6	0-0	1	3	4	3	13	2	1	0	36
02	KOTSAR, Maik	*	8-13	0-1	0-1	3	3	6	1	16	6	1	1	33
30	SILVA, Chris	*	10-13	0-0	6-10	3	7	10	4	26	1	4	1	29
00	BEATTY, David		0-1	0-1	0-0	0	0	0	0	0	0	0	0	4
11	HOLDEN, Kory		0-3	0-2	0-1	0	0	0	1	2	2	0	0	12
12	GUEYE, Khadim		0-0	0-0	0-0	1	1	2	0	2	0	0	0	7
04	HASE, Felix		0-1	0-5	0-0	0	0	0	0	0	0	0	0	7
14	FAMOUKE DLOMBIA, I.		0-0	0-0	0-0	0	0	0	0	0	0	0	0	1
15	MYERS, Wesley		0-2	0-1	0-0	0	1	1	0	1	0	0	0	7
	Team					1	2	3		2				



60



76

GAME 7 (5-2)

New York City
Madison Square Garden
Nov. 30, 2017
2017 Under Armour Reunion

NEW YORK (AP) - Quinton Rose scored a season-high 24 points to lead Temple to a 76-60 rout over South Carolina on Thursday night in the second game of the Under Armour Reunion at Madison Square Garden.


Damion Moore finished with 20 points and 10 rebounds, and Obi Enechionya added 15 points for Temple, which improved to 4-1 with its fourth win in its last five games.

South Carolina dropped to 5-2. The game was South Carolina's first at Madison Square Garden since Sweet 16 and Elite Eight wins over Baylor and Florida, respectively, last March.


David Beatty led the Gamecocks with 13 points. Maik Kotsar scored 12 and Justin Minaya tallied 11.

Leading 38-27 at the start of the second half, Temple outscored the Gamecocks 16-12 in the first 8:20 to extend its lead 54-39. The Owls started the second half with two Enechionya dunks and a jumper, a Moore jam and jumper, and eight points from Rose.

The lead grew to 60-41 after Moore's putback and layup on consecutive possessions. Following the layup with 9:39 left, Gamecocks coach Frank Martin called time out. It did not matter as Temple pushed its lead to 23, 66-43, after Rose's lay-in at 6:27.



76



70

GAME 8 (6-2)

Columbia, S.C.
Colonial Life Arena
Dec. 2, 2017
Haase notches first double-double

COLUMBIA, S.C. (AP) - Freshman Justin Minaya scored 17 points, Chris Silva had 12 of his 14 points in the second half and South Carolina defeated UMass 76-70 on Saturday.

Silva, coming off a two-point performance in a Thursday loss to Temple at Madison Square Garden, was in foul trouble for most of the game. He and Maik Kotsar entered the game with 5:40 remaining with four fouls apiece and Silva delivered back-to-back dunks in 34 seconds to put USC up by six.

The Minutemen cut the advantage to two with 19.4 seconds remaining on a 3-pointer by Carl Pierre, but Hassani Gravett made four straight free throws to seal it.


Gravett finished with 14 points for South Carolina (6-2), while freshman Felipe Haase chipped in 11.

"The job me and my staff are doing right now is pathetic," South Carolina coach Frank Martin said. "We regressed this week. We're a worse basketball team than we were eight days ago. That's my job to make sure that doesn't happen."

Luwane Pipkins led UMass (3-5) with 25 and Pierre added 12. The Minutemen have lost four straight.

"I though our guys were prepared. I thought our guys were excited. I thought they were ready to play . but, in order to win a game like this, it starts with your approach every single day," UMass coach Matt McCall said.

GAME 7



Official Basketball Box Score - Game Totals - Final Statistics
SOUTH CAROLINA vs TEMPLE
11/30/17 9pm at Madison Square Garden, New York, NY

SOUTH CAROLINA 60

#	Player	Total		3-Ptr		Rebounds		PF	TP	A	TO	Bk	Stl	Min
		FG	FGA	FT	FTA	Off	Def							
10	MINAYA, Justin	f	3-7	1-3	4-4	1	6	7	0	11	0	2	0	28
21	KOTSAR, Maik	f	5-7	2-2	0-0	3	0	3	4	12	2	2	0	32
30	SILVA, Chris	f	2-10	0-1	1-2	4	5	9	3	5	1	6	2	28
02	GRAVETT, Hassani	g	3-6	1-3	0-0	0	3	3	1	7	1	3	1	28
05	BOOKER, Frank	g	1-7	0-3	2-2	0	2	2	1	4	1	0	0	20
00	BEATTY, David		6-11	1-5	0-0	0	0	0	3	13	2	1	1	23
01	HOLDEN, Kory		0-2	0-0	0-0	0	0	0	1	0	0	0	0	4
13	HAASE, Felipe		0-2	0-2	1-2	0	1	1	0	1	0	2	0	18
15	MYERS, Wesley		2-6	1-2	0-0	2	1	2	1	5	2	1	0	26
33	CUDD, Jason		0-0	0-0	2-2	0	1	1	0	2	0	0	0	1
	Team					3	2	5						
	Totals		22-58	6-21	10-12	13	20	33	14	60	9	17	4	200

FG % 1st Half: 11-26 42.3% 2nd half: 11-32 34.4% Game: 22-58 37.9%
3FG % 1st Half: 4-10 40.0% 2nd half: 2-11 18.2% Game: 6-21 28.6%
FT % 1st Half: 1-2 50.0% 2nd half: 9-10 90.0% Game: 10-12 83.3%

Deadball Rebounds 1

TEMPLE 76

#	Player	Total		3-Ptr		Rebounds		PF	TP	A	TO	Bk	Stl	Min	
		FG	FGA	FT	FTA	Off	Def								Tot
00	ENECHIONYA, OBI	f	6-8	0-1	3-3	0	5	5	2	15	3	3	6	35	
01	BROWN, JOSH	f	3-9	1-3	0-0	0	2	2	0	7	1	0	0	26	
24	AFLAKPUJ, ERNEST	f	0-0	0-0	0	1	0	1	0	4	0	1	1	8	
02	ALSTON, JR, SHIZZ	g	2-11	1-5	0-0	0	4	4	1	5	2	3	0	36	
13	ROSE, QUINTON	g	10-13	2-3	2-4	0	2	2	0	24	1	1	0	33	
02	MOORE II, ALANI		0-4	0-3	0-0	0	1	1	0	2	2	2	0	10	
04	MOORMAN II, JP		0-1	0-1	0-0	0	0	0	0	0	0	0	0	2	
15	PIERRE-LOUIS, NATE		0-1	0-0	3-4	2	1	3	0	3	1	0	0	7	
21	HAMILTON, JUSTYN		0-0	0-0	0-0	0	0	0	1	0	0	0	0	2	
22	PERRY, DEVONIRE		0-2	0-1	2-2	1	1	2	2	2	0	0	1	14	
23	MOORE, DAMION		8-11	0-0	4-8	5	5	10	2	20	1	1	0	26	
25	LEONARD, STEVE		0-0	0-0	0-0	0	0	0	0	0	0	0	0	0+	
32	NUÑEZ DE CARVALHO, Team		0-0	0-0	0-0	0	0	0	0	0	0	0	0	1	
	Totals		29-60	4-17	14-21	15	22	37	13	76	11	14	8	12	200

FG % 1st Half: 14-30 46.7% 2nd half: 15-30 50.0% Game: 29-60 48.3%
3FG % 1st Half: 3-10 30.0% 2nd half: 1-7 14.3% Game: 4-17 23.5%
FT % 1st Half: 7-11 63.6% 2nd half: 7-10 70.0% Game: 14-21 66.7%

Deadball Rebounds 4

Officials: Tom Eades, Rick Crawford, Antonio Petty
Technical fouls: SOUTH CAROLINA-None. TEMPLE-None.
Attendance: 6081


Score by periods	1st	2nd	Total
SOUTH CAROLINA	27	33	60
TEMPLE	38	38	76

Points In Paint Off T/O 2nd Fast Break Bench
SC 16 20 9 2 21
TU 38 18 10 8 9 25

Last FG - SC 2nd-00:29, TU 2nd-01:54.
Largest lead - SC by 2 1st-15:10, TU by 23 2nd-06:28.
SC led for 01:07, TU led for 36:04. Game was tied for 02:49.

350 556 645 950" data-label="Complex-Block">

GAME 8



Official Basketball Box Score - Game Totals - Final Statistics
UMass vs South Carolina
12/2/17 2 p.m. ET at Columbia, S.C. (Colonial Life Arena)

UMass 70 • 3-5

#	Player	Total		3-Ptr		Rebounds		PF	TP	A	TO	Bk	Stl	Min
		FG	FGA	FT	FTA	Off	Def							
00	HINES, Malik	f	2-5	0-0	0-0	0	4	4	4	0	3	0	0	13
45	HOLLOWAY, Rashaan	c	4-6	0-0	0-0	3	3	6	5	8	0	1	0	19
02	PIPKINS, Luwane	g	10-20	4-11	1-1	0	3	3	4	25	4	5	0	34
23	ANDERSON, C.J.	g	2-4	1-1	0-0	0	4	4	2	5	8	3	0	37
42	MILLER, Rayshawn	g	3-7	2-5	0-0	0	1	1	5	8	1	1	0	33
04	MCLAN, Unique		1-3	1-1	2-2	0	0	0	1	5	0	0	0	15
05	BALDWIN, Chris		0-1	0-0	0-0	0	1	1	0	0	0	0	0	3
12	PIERRE, Carl		4-11	4-8	0-0	1	4	5	4	12	0	4	0	20
14	TURNER-MORRIS, Khale		1-2	0-0	1-2	1	1	2	3	3	0	0	0	16
	Team					0	0	0						
	Totals		27-59	12-26	4-5	5	21	26	28	70	13	17	0	200

FG % 1st Half: 13-31 41.9% 2nd half: 14-28 50.0% Game: 27-59 45.8%
3FG % 1st Half: 7-12 58.3% 2nd half: 5-14 35.7% Game: 12-26 46.2%
FT % 1st Half: 2-2 100.0 2nd half: 2-3 66.7% Game: 4-5 80.0%

Deadball Rebounds 0

South Carolina 76 • 6-2

#	Player	Total		3-Ptr		Rebounds		PF	TP	A	TO	Bk	Stl	Min	
		FG	FGA	FT	FTA	Off	Def								Tot
10	MINAYA, Justin	f	6-11	1-4	4-6	1	3	4	1	17	1	2	0	33	
21	KOTSAR, Maik	f	4-8	0-1	0-3	3	5	8	4	8	1	1	0	24	
30	SILVA, Chris	f	6-7	0-0	2-3	0	4	4	4	14	1	3	0	18	
02	GRAVETT, Hassani	g	4-8	0-1	6-9	1	1	2	0	14	4	0	0	31	
05	BOOKER, Frank	g	3-8	2-5	1-2	0	4	4	1	9	1	2	0	1	29
00	BEATTY, David		0-1	0-0	0-0	0	0	0	0	1	0	0	0	6	
01	HOLDEN, Kory		0-1	0-1	0-0	0	0	0	0	3	4	0	0	8	
13	HAASE, Felipe		4-9	0-2	3-4	1	9	10	1	11	0	2	1	29	
22	PERRY, DEVONIRE		1-2	0-1	1-2	2	1	3	0	3	2	0	0	13	
33	CUDD, Jason		0-0	0-0	0-0	0	0	0	0	0	1	1	0	9	
	Team					0	1	1							
	Totals		28-55	3-15	17-29	8	28	36	12	76	14	15	1	11	200

FG % 1st Half: 15-27 55.6% 2nd half: 13-28 46.4% Game: 28-55 50.9%
3FG % 1st Half: 1-8 12.5% 2nd half: 2-7 28.6% Game: 3-15 20.0%
FT % 1st Half: 3-9 33.3% 2nd half: 14-20 70.0% Game: 17-29 58.6%

Deadball Rebounds 10

Officials: Doug Simmons, Olandis Poole, Garrick Shannon
Technical fouls: UMass-None. South Carolina-None.
Attendance: 10832
Game Time: 1:58

Score by periods	1st	2nd	Total
UMass	35	35	70
South Carolina	34	42	76

Points In Paint Off T/O 2nd Fast Break Bench
UMASS 24 15 6 9 12 20
SC 36 21 9 12 14

Last FG - UMass 2nd-00:20, SC 2nd-01:22.
Largest lead - UMass by 5 2nd-13:24, SC by 12 1st-10:10.
UMass led for 07:42. SC led for 29:47. Game was tied for 02:31.

2017-18 SOUTH CAROLINA BASKETBALL • DEC. 6, 2017 • GAME 9 - WYOMING



#5 FRANK BOOKER

GRADUATE STUDENT | GUARD | 6'3" | 208 | 3 LETTERS

AUGUSTA, GA. | WESTSIDE/OKLAHOMA/FAU

SEASON NOTABLES

- > Graduate transfer who has played at Oklahoma and FAU
- > Scored 11 points in exhibition vs. Erskine (Oct. 30), and eight points in the Hoops 4 Hurricane exhibition vs. Virginia Tech (Nov. 5)
- > Scored 12 points, hitting three 3s, with a steal in opener at Wofford (Nov. 10)
- > Tallied season-high 14 points in win vs. Western Michigan (Nov. 13), went 3-for-6 from deep and matched a career-high with 30 minutes of action
- > Scored 10 points with four rebounds and four assists in loss vs. Illinois State (Nov. 16)
- > Had 11 points thanks to a trio of triples in win vs. Western Michigan (Nov. 19) in the final game of the Puerto Rico Tip-Off, also had two steals
- > Dropped 12 points on 4-of-8 shooting from behind the arc in win at FIU (Nov. 27), played career-high 34 minutes and matched career-highs with four assists and three steals

SUPERLATIVES

	'17-18 Season	Career
Double-figure scoring	5	17

* led or shared team lead

BOOKER'S CAREER HIGHS

Points

Career 22, vs. Middle Tenn. (Jan. 21, 2017)
Season 14, vs. Western Michigan (Nov. 13, 2017)

Field Goals

Career 7, vs. Middle Tenn. (Jan. 21, 2017)
Season 5, vs. Western Michigan (Nov. 13, 2017)

Field Goal Attempts

Career 14, vs. Middle Tenn. (Jan. 21, 2017)
Season 10, 2x, last vs. W. Michigan (Nov. 19, 2017)

3-Point Field Goals

Career 5, vs. Middle Tenn. (Jan. 21, 2017)
Season 4, at FIU (Nov. 27, 2017)

3-Point Field Goal Attempts

Career 11, vs. Middle Tenn. (Jan. 21, 2017)
Season 10, vs. Illinois State (Nov. 16, 2017)

Free Throws

Career 7, vs. Iowa State (March 2, 2015)
Season 1, 3x, last vs. Illinois State (Nov. 16, 2017)

Free Throw Attempts

Career 8, vs. Iowa State (March 2, 2015)
Season 3, vs. Western Michigan (Nov. 13, 2017)

Rebounds

Career 6, vs. Rice (Feb. 11, 2017)
Season 5, vs. Western Michigan (Nov. 19, 2017)

Assists

Career 4, 2x, last FIU (Nov. 27, 2017)
Season 4, 2x, last FIU (Nov. 27, 2017)

Blocks

Career 2, vs. Idaho (Nov. 13, 2013)
Season 1, 2x, last FIU (Nov. 27, 2017)

Steals

Career 3, 2x, last FIU (Nov. 27, 2017)
Season 3, at FIU (Nov. 27, 2017)

Minutes

Career 34, at FIU (Nov. 27, 2017)
Season 34, at FIU (Nov. 27, 2017)

2017-18 GAME-BY-GAME STATS

Opponent	Date	GS	Min	FG-FGA	Pct	3FG-FGA	Pct	FT-FTA	Pct	Off	Def	Tot	Avg	PF	FO	A	TO	Blk	Stl	Pts	Avg
at Wofford	11/10	*	25	4-6	.667	3-5	.600	1-2	.500	0	0	0	0.0	1	0	0	0	0	1	12	12.0
Western Michigan	11/13	*	30	5-8	.625	3-6	.500	1-3	.333	0	2	2	1.0	2	0	0	1	1	0	14	13.0
vs. Illinois State	11/16	*	28	3-10	.300	3-10	.300	1-2	.500	0	4	4	2.0	2	0	4	2	0	0	10	12.0
vs. UTEP	11/17	*	25	2-6	.333	1-4	.250	2-2	1.000	0	2	2	2.0	1	0	1	4	0	0	7	10.8
vs. Western Michigan	11/19	*	19	4-10	.400	3-9	.333	0-0	.000	0	0	0	1.6	1	0	0	2	0	2	11	10.8
at FIU	11/27	*	34	4-8	.500	4-8	.500	0-0	.000	1	3	4	2.0	0	0	4	0	1	3	12	11.0
vs. Temple	11/30	*	20	1-7	.143	0-3	.000	2-2	1.000	0	2	2	2.0	1	0	1	0	0	1	4	10.0
UMass	12/2	*	29	3-8	.375	2-5	.400	1-2	.500	0	4	4	2.3	1	0	1	2	0	1	9	9.9
Wyoming	12/6																				
Coastal Carolina	12/9																				
at Clemson	12/19																				
Limestone	12/27																				
at Ole Miss	12/31																				
Missouri	1/3																				
Vanderbilt	1/6																				
at Alabama	1/9																				
at Georgia	1/13																				
Kentucky	1/16																				
Tennessee	1/20																				
at Florida	1/24																				
Texas Tech	1/27																				
Miss. State	1/31																				
at Texas A&M	2/3																				
at Arkansas	2/6																				
Florida	2/10																				
at Tennessee	2/13																				
Auburn	2/17																				
Georgia	2/21																				
at Miss. State	2/24																				
LSU	2/28																				
at Auburn	3/3																				
vs. SEC Tourn.	3/7-11																				
vs. NCAA Tourn.	3/15-4/2																				

CAREER STATISTICS

Season	GP-GS	Min	Avg	FG	FGA	Pct	3FG	3FGA	Pct	FT	FTA	Pct	Off	Def	Tot	Avg	PF	FO	Ast	TO	Blk	Stl	Pts	Avg
2013-14%	32-0	451	14.1	49	134	.366	42	114	.368	24	36	.667	14	35	49	1.5	50	0	17	19	5	14	164	5.1
2014-15%	32-0	459	14.3	48	146	.329	36	119	.303	28	34	.824	10	34	44	1.4	45	0	18	23	5	16	160	5.0
2015-16^																								
2016-17^	30-10	502	16.7	58	153	.379	35	119	.294	19	23	.826	13	36	49	1.6	54	1	16	19	2	12	170	5.7
2017-18	8-8	210	26.3	26	63	.413	19	50	.380	8	13	.615	1	17	18	2.3	9	0	11	11	2	8	79	9.9
Totals	102-18	1622	15.9	181	496	.365	132	402	.328	79	106	.745	38	122	160	1.6	158	1	62	72	14	50	573	5.6

% - at Oklahoma // ^ at FAU



#15 WESLEY MYERS

GRADUATE STUDENT | GUARD | 6'1" | 193 | 3 LETTERS

BROOKLYN, N.Y. | BOYS & GIRLS HIGH SCHOOL/NIAGARA/MAINE

SEASON NOTABLES

- > Graduate transfer who has played at Niagara and Maine
- > Posted eight points with a steal in exhibition vs. Erskine (Oct. 30), and provided 11 points with four steals in the Hoops 4 Hurricane Relief exhibition vs. Virginia Tech (Nov. 5)
- > Scored 10 points off the bench in opener at Wofford (Nov. 10), adding two assists and a steal
- > Matched season-high with three rebounds in win over UTEP (Nov. 17), also had an assist and a steal
- > Tied for the team lead with 14 points in victory over Western Michigan (Nov. 19) in the final game of the Puerto Rico Tip-Off, recorded his 1,000th career point with a fast break layup in the first half, also had five rebounds and two assists in season-high 27 minutes of action

MYERS' CAREER HIGHS

Points

Career 33 vs. UMBC (Feb. 4, 2017)
Season 14, vs. Western Michigan (Nov. 19, 2017)

Field Goals

Career 12 vs. UML (Jan. 11, 2017)
Season 5, vs. Western Michigan (Nov. 19, 2017)

Field Goal Attempts

Career 22 vs. UML (Jan. 11, 2017)
Season 9, vs. Western Michigan (Nov. 19, 2017)

3-Point Field Goals

Career 4 at Stony Brook (Feb. 12, 2017)
Season 2, at Wofford (Nov. 10, 2017)

3-Point Field Goal Attempts

Career 8 at Stony Brook (Feb. 12, 2017)
Season 4, 2x, last vs. Illinois State (Nov. 16, 2017)

Free Throws

Career 10 at Dartmouth (Dec. 10, 2016)
Season 4, vs. Western Michigan (Nov. 19, 2017)

Free Throw Attempts

Career 12, twice, last vs. UMBC (Feb. 4, 2017)
Season 5, vs. Western Michigan (Nov. 19, 2017)

Rebounds

Career 10 at Stony Brook (Feb. 12, 2017)
Season 5, vs. Western Michigan (Nov. 19, 2017)

Assists

Career 5 vs. Stony Brook (Jan. 14, 2017)
Season 2, 4x, last vs. UMASS (Dec. 2, 2017)

Blocks

Career 3 at Brown (Dec. 22, 2016)
Season -

Steals

Career 4 vs. UML (Jan. 11, 2017)
Season 1, 3x, last vs. W. Michigan (Nov. 19, 2017)

Minutes

Career 38, 4x times, last vs. UMBC (Feb. 4, 2017)
Season 27, vs. Western Michigan (Nov. 19, 2017)

SUPERLATIVES

'17-18 Season Career
Double-figure scoring 2 24

* led or shared team lead

2017-18 GAME-BY-GAME STATS

Opponent	Date	GS	Min	FG-FGA	Pct	3FG-FGA	Pct	FT-FTA	Pct	Off	Def	Tot	Avg	PF	FO	A	TO	Blk	Stl	Pts	Avg
at Wofford	11/10	-	17	3-6	.500	2-4	.500	2-2	1.000	0	3	3	3.0	0	0	2	2	0	1	10	10.0
Western Michigan	11/13	-	12	2-5	.400	0-1	.000	0-0	.000	0	2	2	2.5	2	0	0	1	0	0	4	7.0
vs. Illinois State	11/16	-	15	2-7	.286	1-4	.250	0-0	.000	0	1	1	2.0	1	0	0	1	0	0	5	6.3
vs. UTEP	11/17	-	14	1-2	.500	0-1	.000	0-0	.000	0	3	3	2.3	1	0	1	1	0	1	2	5.3
vs. Western Michigan	11/19	-	27	5-9	.556	0-1	.000	4-5	.800	0	5	5	2.8	2	0	2	2	0	1	14	7.0
at FIU	11/27	-	7	0-2	.000	0-1	.000	0-0	.000	0	1	1	2.5	1	0	0	1	0	0	0	5.8
vs. Temple	11/30	-	18	2-6	.333	1-2	.500	0-0	.000	2	0	2	2.4	1	0	2	1	0	0	5	5.7
UMass	12/2	-	13	1-2	.500	0-1	.000	1-2	.500	2	1	3	2.5	0	0	2	0	0	0	3	5.4
Wyoming	12/6																				
Coastal Carolina	12/9																				
at Clemson	12/19																				
Limestone	12/27																				
at Ole Miss	12/31																				
Missouri	1/3																				
Vanderbilt	1/6																				
at Alabama	1/9																				
at Georgia	1/13																				
Kentucky	1/16																				
Tennessee	1/20																				
at Florida	1/24																				
Texas Tech	1/27																				
Miss. State	1/31																				
at Texas A&M	2/3																				
at Arkansas	2/6																				
Florida	2/10																				
at Tennessee	2/13																				
Auburn	2/17																				
Georgia	2/21																				
at Miss. State	2/24																				
LSU	2/28																				
at Auburn	3/3																				
vs. SEC Tourn.	3/7-11																				
vs. NCAA Tourn.	3/15-4/2																				

CAREER STATISTICS

Season	GP-GS	Min	Avg	FG	FGA	Pct	3FG	3FGA	Pct	FT	FTA	Pct	Off	Def	Tot	Avg	PF	FO	Ast	TO	Blk	Stl	Pts	Avg
2013-14%	33-14	747	22.6	78	198	.394	20	63	.317	44	66	.667	19	73	92	2.8	61	1	39	47	6	21	220	6.7
2014-15%	30-16	882	29.4	94	220	.427	34	81	.420	61	86	.709	21	76	97	3.2	60	1	45	54	10	30	283	9.4
2015-16^																								
2016-17^	28-20	844	30.1	164	375	.437	34	99	.343	110	142	.775	35	91	126	4.5	57	1	44	62	16	30	472	16.9
2017-18	8-0	123	15.4	16	39	.410	4	15	.267	7	9	.778	4	16	20	2.5	8	0	9	9	0	3	43	5.4
Totals	99-50	2596	26.2	352	832	.423	92	258	.357	222	303	.733	79	256	335	3.4	186	3	137	172	32	84	1018	10.3

% - at Niagara // ^ at Maine



#2 HASSANI GRAVETT

R-JUNIOR | GUARD | 6'2" | 187 | 1 LETTER

VILLA RICA, GA./ALEXANDER/PENSACOLA STATE COLLEGE

SEASON NOTABLES

- > Averaged 3.2 points, 1.6 rebounds and is the top returning assist maker from last season after dishing 1.4 per game
- > Dished three assists with five points in opener at Wofford (Nov. 10)
- > Set a new career-high with 15 points in just 19 minutes of action in win vs. Western Michigan (Nov. 10), went 3-for-3 from deep for a new single-game career-high in made 3s
- > Had 10 points and pulled down a career-high nine rebounds in loss vs. Illinois State (Nov. 16), also dished out five assists with just one turnover in team-high 33 minutes of action
- > Set new career-high with nine assists in just 21 minutes in victory over UTEP (Nov. 17)
- > Led team with six assists in win over Western Michigan in final game of Puerto Rico Tip-Off (Nov. 19), also had five rebounds and nine points in 27 minutes
- > Had seven assists to go alongside just one turnover in win at FIU (Nov. 27), pulled down career-high 10 rebounds in 28 minutes, also had seven points
- > Scored 14 points, had four assists and zero turnovers in win vs. UMass (Dec. 2), posted career-highs in free throws (6), free throw attempts (9) and steals (3)

SUPERLATIVES

	'17-18 Season	Career
Double-figure scoring	3	6
5+ assists	4	6
Team high assists*	5	9
Team high steals*	1	2

* led or shared team lead

2017-18 GAME-BY-GAME STATS

Opponent	Date	GS	Min	FG-FGA	Pct	3FG-FGA	Pct	FT-FTA	Pct	Off	Def	Tot	Avg	PF	FO	A	TO	Blk	Stl	Pts	Avg
at Wofford	11/10	*	25	2-7	.285	1-2	.500	0-0	.000	0	2	2	2.0	0	0	3	0	0	0	5	5.0
Western Michigan	11/13	*	19	4-5	.800	3-3	1.000	4-4	1.000	0	4	4	3.0	2	0	2	2	0	0	15	10.0
vs. Illinois State	11/16	*	33	3-13	.231	2-10	.200	2-4	.500	0	9	9	5.0	2	0	5	1	0	0	10	10.0
vs. UTEP	11/17	*	21	3-6	.500	0-1	.000	0-0	.000	1	3	4	4.8	2	0	9	4	0	1	6	9.0
vs. Western Michigan	11/19	*	27	2-8	.250	1-4	.250	4-8	.500	0	5	5	4.8	1	0	6	2	0	0	9	9.0
at FIU	11/27	*	28	3-5	.600	1-2	.500	0-0	.000	3	7	10	5.7	1	0	7	1	0	1	7	8.7
vs. Temple	11/30	*	28	3-6	.500	1-3	.333	0-0	.000	0	3	3	5.3	1	0	1	3	1	0	7	8.4
UMass	12/2	*	31	4-8	.500	0-1	.000	6-9	.667	1	1	2	4.9	0	0	4	0	0	3	14	9.1
Wyoming	12/6																				
Coastal Carolina	12/9																				
at Clemson	12/19																				
Limestone	12/27																				
at Ole Miss	12/31																				
Missouri	1/3																				
Vanderbilt	1/6																				
at Alabama	1/9																				
at Georgia	1/13																				
Kentucky	1/16																				
Tennessee	1/20																				
at Florida	1/24																				
Texas Tech	1/27																				
Miss. State	1/31																				
at Texas A&M	2/3																				
at Arkansas	2/6																				
Florida	2/10																				
at Tennessee	2/13																				
Auburn	2/17																				
Georgia	2/21																				
at Miss. State	2/24																				
LSU	2/28																				
at Auburn	3/3																				
vs. SEC Tourn.	3/7-11																				
vs. NCAA Tourn.	3/15-4/2																				

GRAVETT'S CAREER HIGHS

Points

Career 15, vs. Western Michigan (Nov. 13)

Season 15, vs. Western Michigan (Nov. 13)

Field Goals

Career 4, 4x, last vs. UMASS (Dec. 20)

Season 4, 2x, last vs. UMASS (Dec. 20)

Field Goal Attempts

Career 13, vs. Illinois State (Nov. 16, 2017)

Season 13, vs. Illinois State (Nov. 16, 2017)

3-Point Field Goals

Career 3, vs. Western Michigan (Nov. 13, 2017)

Season 3, vs. Western Michigan (Nov. 13, 2017)

3-Point Field Goal Attempts

Career 10, vs. Illinois State (Nov. 16, 2017)

Season 10, vs. Illinois State (Nov. 16, 2017)

Free Throws

Career 6, vs. UMASS (Dec. 2, 2017)

Season 6, vs. UMASS (Dec. 2, 2017)

Free Throw Attempts

Career 9, vs. UMASS (Dec. 2, 2017)

Season 9, vs. UMASS (Dec. 2, 2017)

Rebounds

Career 10, at FIU (Nov. 27, 2017)

Season 10, at FIU (Nov. 27, 2017)

Assists

Career 9, vs. UTEP (Nov. 17, 2017)

Season 9, vs. UTEP (Nov. 17, 2017)

Blocks

Career 1, 2x, last vs. Temple (Nov. 30, 2017)

Season 1, vs. Temple (Nov. 30, 2017)

Steals

Career 3, UMASS (Dec. 2, 2017)

Season 3, UMASS (Dec. 2, 2017)

Minutes

Career 37, at Ole Miss (March 4, 2017)

Season 33, vs. Illinois State (Nov. 16, 2017))

CAREER STATISTICS

Season	GP-GS	Min	Avg	FG	FGA	Pct	3FG	3FGA	Pct	FT	FTA	Pct	Off	Def	Tot	Avg	PF	FO	Ast	TO	Blk	Stl	Pts	Avg
2016-17	35-3	582	16.6	39	133	.293	15	69	.217	20	31	.645	16	41	57	1.6	48	1	49	37	1	14	113	3.2
2017-18	8-8	212	26.5	24	58	.414	9	26	.346	16	25	.640	5	34	39	4.9	9	0	37	13	1	5	73	9.1
Totals	43-11	794	18.5	63	191	.330	24	95	.253	36	56	.643	21	75	96	2.2	57	1	86	50	2	19	186	4.3

(SEC ONLY)

Season	GP-GS	Min	Avg	FG	FGA	Pct	3FG	3FGA	Pct	FT	FTA	Pct	Off	Def	Tot	Avg	PF	FO	Ast	TO	Blk	Stl	Pts	Avg
2017	17-2	284	16.7	18	61	.295	8	33	.242	12	17	.706	9	15	24	1.4	23	0	23	17	0	7	56	3.3



#1 KORY HOLDEN

R-JUNIOR | GUARD | 6'1" | 197 | 2 LETTERS

SALISBURY, MD./DELAWARE

SEASON NOTABLES

- > Transfer guard from Delaware who posted 892 career points in two seasons with the Blue Hens
- > Dished two assists in exhibition vs. Erskine (Oct. 30), but didn't play in the Hoops 4 Hurricane Relief exhibition vs. Virginia Tech due to a sore knee
- > Saw first action as a Gamecock at Wofford (Nov. 10), scoring two points with two rebounds and two assists
- > Came off the bench to score six points in win vs. Western Michigan (Nov. 13)
- > Scored in double-digits for the first time as a Gamecock finishing with 11 points in just 16 minutes off the bench in victory over UTEP (Nov. 17), went 4-for-5 from the field and had two assists

HOLDEN'S CAREER HIGHS

Points

Career 35, vs. Boston College (Dec. 19, 2015)

Season 11, vs. UTEP (Nov. 17, 2017)

Field Goals

Career 12, vs. Boston College (Dec. 19, 2015)

Season 4, vs. UTEP (Nov. 17, 2017)

Field Goal Attempts

Career 26, vs. Boston College (Dec. 19, 2015)

Season 6, vs. Western Michigan (Nov. 13, 2017)

3-Point Field Goals

Career 6, 3x, last vs. William & Mary (Jan. 28, 2016)

Season 1, vs. UTEP (Nov. 17, 2017)

3-Point Field Goal Attempts

Career 13, vs. Boston College (Dec. 19, 2015)

Season 2, vs. UTEP (Nov. 17, 2017)

Free Throws

Career 15, twice, last at Towson (Jan. 30, 2016)

Season 2, vs. UTEP (Nov. 17, 2017)

Free Throw Attempts

Career 16, at UNCW (Jan. 8, 2015)

Season 4, vs. UTEP (Nov. 17, 2017)

Rebounds

Career 7, 4x, last vs. Col of Charl. (March 4, 2016)

Season 3, vs. Western Michigan (Nov. 13, 2017)

Assists

Career 9, vs. William & Mary (Jan. 22, 2015)

Season 3, vs. UMASS (Dec. 2, 2017)

Blocks

Career 1, 6x, last vs. Bradley (Dec. 1, 2015)

Season -

Steals

Career 3, at Robert Morris (Dec. 22, 2014)

Season -

Minutes

Career 45, at Towson (Jan. 30, 2016)

Season 16, vs. UTEP (Nov. 17, 2017)

SUPERLATIVES

	' 17-18	Career
Double-figure scoring	1	44
3+ assists	1	49
5+ assists	-	29

* led or shared team lead

2017-18 GAME-BY-GAME STATS

Opponent	Date	GS	Min	FG-FGA	Pct	3FG-FGA	Pct	FT-FTA	Pct	Off	Def	Tot	Avg	PF	FO	A	TO	Blk	Stl	Pts	Avg
at Wofford	11/10	-	8	1-2	.500	0-1	.000	0-0	.000	1	1	2	2.0	3	0	2	0	0	0	2	2.0
Western Michigan	11/13	-	12	3-6	.500	0-1	.000	0-0	.000	0	3	3	2.5	0	0	1	2	0	0	6	4.0
vs. Illinois State	11/16	-	7	0-2	.000	0-0	.000	0-0	.000	0	0	0	1.3	3	0	1	2	0	0	0	2.7
vs. UTEP	11/17	-	16	4-5	.800	1-2	.500	2-4	.500	0	0	0	1.3	1	0	2	1	0	0	11	4.8
vs. Western Michigan	11/19	-	9	1-3	.333	1-1	1.000	3-4	.750	1	0	1	1.2	3	6	1	0	0	0	6	5.0
at FIU	11/27	-	12	0-3	.000	0-2	.000	0-1	.000	0	0	0	1.0	1	0	2	2	0	0	0	4.2
vs. Temple	11/30	-	4	0-2	.000	0-0	.000	0-0	.000	0	0	0	0.9	1	0	0	0	0	0	0	3.6
UMass	12/2	-	8	0-1	.000	0-1	.000	0-0	.000	0	0	0	0.8	0	0	3	4	0	0	0	3.1
Wyoming	12/6																				
Coastal Carolina	12/9																				
at Clemson	12/19																				
Limestone	12/27																				
at Ole Miss	12/31																				
Missouri	1/3																				
Vanderbilt	1/6																				
at Alabama	1/9																				
at Georgia	1/13																				
Kentucky	1/16																				
Tennessee	1/20																				
at Florida	1/24																				
Texas Tech	1/27																				
Miss. State	1/31																				
at Texas A&M	2/3																				
at Arkansas	2/6																				
Florida	2/10																				
at Tennessee	2/13																				
Auburn	2/17																				
Georgia	2/21																				
at Miss. State	2/24																				
LSU	2/28																				
at Auburn	3/3																				
vs. SEC Tourn.	3/7-11																				
vs. NCAA Tourn.	3/15-4/2																				

CAREER STATISTICS

Season	GP-GS	Min	Avg	FG	FGA	Pct	3FG	3FGA	Pct	FT	FTA	Pct	Off	Def	Tot	Avg	PF	FO	Ast	TO	Blk	Stl	Pts	Avg
2014-15%	29-28	990	34.1	117	296	.395	24	64	.375	102	135	.756	16	74	90	3.1	58	2	144	95	4	16	360	12.4
2015-16%	30-27	1088	36.3	181	459	.394	69	178	.388	101	127	.795	16	75	91	3.0	62	0	126	88	2	12	532	17.7
2017-18	8-0	76	9.5	9	24	.375	2	8	.250	5	9	.556	2	4	6	0.8	12	0	12	11	0	0	25	3.1
Totals	67-55	2154	32.1	307	779	.394	95	250	.380	208	271	.768	34	153	187	2.8	132	2	282	194	6	28	917	13.7

% - at Delaware



#30 CHRIS SILVA

JUNIOR | FORWARD | 6'9" | 223 | 2 LETTERS

LIBREVILLE, GABON/ROSELLE (N.J.)

SEASON NOTABLES

- > Gamecocks top returning scorer (10.2), rebounder (6.1) and shot blocker (1.4)
- > ESPN's Jay Bilas ranked him as one of his "30 best in-your-grill" defenders
- > Had sixth career double-double in win vs. Western Michigan (Nov. 13) with 10 points and 10 rebounds; made first career 3-pointer in the first half
- > Scored 10 points, all at the free throw line, in loss vs. Illinois State (Nov. 16), set career-highs for attempts (14) and makes at the charity stripe (10)
- > Had team-high 15 points in blowout victory over UTEP (Nov. 17), also had seven rebounds and two blocks
- > Tied for team lead with 14 points in win over Western Michigan (Nov. 19) in final game of Puerto Rico Tip-Off, tied career-high with two assists
- > Poured in career-high 26 points in road win at FIU (Nov. 27), went 10-for-13 from the floor marking new career-highs for makes and attempts, also had 10 rebounds for his seventh career double-double and his second of the 2017-18 campaign

SUPERLATIVES

	'17-18 Season	Career
Double-figure scoring	6	34
Double-Figure rebounding	3	10
Double-doubles	2	7
2+ blocks	4	30
Team high scoring*	3	5
Team high rebounding*	6	28
Team high blocks*	6	32

* led or shared team lead

2017-18 GAME-BY-GAME STATS

Opponent	Date	GS	Min	FG-FGA	Pct	3FG-FGA	Pct	FT-FTA	Pct	Off	Def	Tot	Avg	PF	FO	A	TO	Blk	Stl	Pts	Avg
at Wofford	11/10	*	20	2-5	.400	0-1	.000	5-6	.833	3	7	10	10.0	3	0	2	5	2	2	9	9.0
Western Michigan	11/13	*	21	3-5	.600	1-1	1.000	3-4	.750	2	8	10	10.0	3	0	1	1	1	1	10	9.5
vs. Illinois State	11/16	*	17	0-1	.000	0-0	.000	10-14	.714	2	4	6	8.7	5	1	1	2	3	0	10	9.7
vs. UTEP	11/17	*	23	3-8	.375	1-2	.500	8-9	.889	3	4	7	8.3	4	0	1	4	2	1	15	11.0
vs. Western Michigan	11/19	*	25	4-5	.800	0-0	.000	6-8	.750	3	2	5	7.6	3	0	2	0	0	1	14	11.6
at FIU	11/27	*	29	10-13	.770	0-0	.000	6-10	.600	3	7	10	8.0	4	0	1	4	1	0	26	14.0
vs. Temple	11/30	*	28	2-10	.200	0-1	.000	1-2	.500	4	5	9	8.1	3	0	1	6	2	0	5	12.7
UMass	12/2	*	18	6-7	.857	0-0	.000	2-3	.667	0	4	4	7.6	4	0	1	3	0	2	14	12.9
Wyoming	12/6																				
Coastal Carolina	12/9																				
at Clemson	12/19																				
Limestone	12/27																				
at Ole Miss	12/31																				
Missouri	1/3																				
Vanderbilt	1/6																				
at Alabama	1/9																				
at Georgia	1/13																				
Kentucky	1/16																				
Tennessee	1/20																				
at Florida	1/24																				
Texas Tech	1/27																				
Miss. State	1/31																				
at Texas A&M	2/3																				
at Arkansas	2/6																				
Florida	2/10																				
at Tennessee	2/13																				
Auburn	2/17																				
Georgia	2/21																				
at Miss. State	2/24																				
LSU	2/28																				
at Auburn	3/3																				
vs. SEC Tourn.	3/7-11																				
vs. NCAA Tourn.	3/15-4/2																				

CAREER STATISTICS

Season	GP-GS	Min	Avg	FG	FGA	Pct	3FG	3FGA	Pct	FT	FTA	Pct	Off	Def	Tot	Avg	PF	FO	Ast	TO	Blk	Stl	Pts	Avg
2015-16	32-6	425	13.3	53	110	.482	0	0	.000	67	110	.609	56	87	143	4.5	100	3	6	34	28	14	173	5.4
2016-17	37-37	776	21.0	122	233	.524	0	1	.000	134	179	.749	84	141	225	6.1	141	10	13	69	51	22	378	10.2
2017-18	8-8	181	22.6	30	54	.556	2	5	.400	41	56	.732	20	41	61	7.6	29	1	10	25	11	7	103	12.9
Totals	77-51	1382	17.9	205	397	.516	2	6	.333	242	345	.701	160	269	429	5.6	270	14	29	128	90	43	654	8.5

(SEC ONLY)

Season	GP-GS	Min	Avg	FG	FGA	Pct	3FG	3FGA	Pct	FT	FTA	Pct	Off	Def	Tot	Avg	PF	FO	Ast	TO	Blk	Stl	Pts	Avg
2016	18-6	221	12.3	30	54	.556	0	0	.000	27	47	.574	27	46	73	4.1	57	2	3	15	10	6	87	4.8
2017	18-18	370	20.6	64	117	.547	0	0	.000	62	82	.756	35	55	90	5.0	69	6	5	38	15	13	190	10.6
Totals	36-24	591	16.4	94	171	.550	0	0	.000	89	129	.690	62	101	163	4.5	126	8	8	53	25	19	277	7.7



#13 TOMMY CORCHIANI

SOPHOMORE | GUARD | 6'3" | 180 | 1 LETTER
RALEIGH, N.C./RAVENSCROFT

SEASON NOTABLES

- > Saw action in five contests during rookie season
- > Saw action in opener at Wofford (Nov. 10)

CORCHIANI'S CAREER HIGHS

Points

Career -

Season -

Field Goals

Career -

Season -

Field Goal Attempts

Career -

Season -

3-Point Field Goals

Career -

Season -

3-Point Field Goal Attempts

Career -

Season -

Free Throws

Career -

Season -

Free Throw Attempts

Career -

Season -

Rebounds

Career 1, vs. SC State (Nov. 18, 2016)

Season -

Assists

Career -

Season -

Blocks

Career -

Season -

Steals

Career -

Season -

Minutes

Career 4, vs. Auburn (Jan. 24, 2017)

Season 1, at Wofford (Nov. 10, 2017)

2017-18 GAME-BY-GAME STATS

Opponent	Date	GS	Min	FG-FGA	Pct	3FG-FGA	Pct	FT-FTA	Pct	Off	Def	Tot	Avg	PF	FO	A	TO	Blk	Stl	Pts	Avg
at Wofford	11/10	-	1	0-0	.000	0-0	.000	0-0	.000	0	0	0	0.0	0	0	0	0	0	0	0	0.0
Western Michigan	11/13	-	-	-	-	-	-	DNP	Coaches Decision	-	-	-	0.0	-	-	-	-	-	-	-	0.0
vs. Illinois State	11/16	-	-	-	-	-	-	DNP	Coaches Decision	-	-	-	0.0	-	-	-	-	-	-	-	0.0
vs. UTEP	11/17	-	-	-	-	-	-	DNP	Coaches Decision	-	-	-	0.0	-	-	-	-	-	-	-	0.0
vs. Western Michigan	11/19	-	-	-	-	-	-	DNP	Coaches Decision	-	-	-	0.0	-	-	-	-	-	-	-	0.0
at FIU	11/27	-	-	-	-	-	-	DNP	Coaches Decision	-	-	-	0.0	-	-	-	-	-	-	-	0.0
vs. Temple	11/30	-	-	-	-	-	-	DNP	Coaches Decision	-	-	-	0.0	-	-	-	-	-	-	-	0.0
UMass	12/2	-	-	-	-	-	-	DNP	Coaches Decision	-	-	-	0.0	-	-	-	-	-	-	-	0.0
Wyoming	12/6																				
Coastal Carolina	12/9																				
at Clemson	12/19																				
Limestone	12/27																				
at Ole Miss	12/31																				
Missouri	1/3																				
Vanderbilt	1/6																				
at Alabama	1/9																				
at Georgia	1/13																				
Kentucky	1/16																				
Tennessee	1/20																				
at Florida	1/24																				
Texas Tech	1/27																				
Miss. State	1/31																				
at Texas A&M	2/3																				
at Arkansas	2/6																				
Florida	2/10																				
at Tennessee	2/13																				
Auburn	2/17																				
Georgia	2/21																				
at Miss. State	2/24																				
LSU	2/28																				
at Auburn	3/3																				
vs. SEC Tourn.	3/7-11																				
vs. NCAA Tourn.	3/15-4/2																				

CAREER STATISTICS

Season	GP-GS	Min	Avg	FG	FGA	Pct	3FG	3FGA	Pct	FT	FTA	Pct	Off	Def	Tot	Avg	PF	FO	Ast	TO	Blk	Stl	Pts	Avg
2016-17	5-0	11	2.2	0	0	.000	0	0	.000	0	0	.000	0	1	1	0.2	4	0	0	1	0	0	0	0.0
2017-18	1-0	1	1.0	0	0	.000	0	0	.000	0	0	.000	0	0	0	0.0	0	0	0	0	0	0	0	0.0
Totals	6-0	12	2.0	0	0	.000	0	0	.000	0	0	.000	0	1	1	0.2	4	0	0	1	0	0	0	0.0

(SEC ONLY)

Season	GP-GS	Min	Avg	FG	FGA	Pct	3FG	3FGA	Pct	FT	FTA	Pct	Off	Def	Tot	Avg	PF	FO	Ast	TO	Blk	Stl	Pts	Avg
2017	2-0	6	3.0	0	0	.000	0	0	.000	0	0	.000	0	0	0	0.0	1	0	0	0	0	0	0	0.0



#12 KHADIM GUEYE

SOPHOMORE | FORWARD | 7'0" | 248 | 1 LETTER

DAKAR, SENEGAL/VICTORY ROCK PREP

SEASON NOTABLES

- > Saw action in 28 games last season
- > Scored three points with a block in exhibition vs. Erskine (Oct. 30), and posted two points with two rebounds in Hoops 4 Hurricane Relief exhibition vs. Virginia Tech (Nov. 5)
- > Saw 10 minutes of action in opener at Wofford (Nov. 10), pulling down four rebounds
- > Played seven minutes and notched one rebound in win at FIU (Nov. 27)

GUEYE'S CAREER HIGHS

Points

Career 6, vs. SC State (Nov. 18, 2016)

Season -

Field Goals

Career 2, vs. Lander (Dec. 27, 2016)

Season -

Field Goal Attempts

Career 3, twice, last vs. Lander (Dec. 27, 2016)

Season -

3-Point Field Goals

Career -

Season -

3-Point Field Goal Attempts

Career -

Season -

Free Throws

Career 4, vs. SC State (Nov. 18, 2016)

Season -

Free Throw Attempts

Career 4, vs. SC State (Nov. 18, 2016)

Season -

Rebounds

Career 5, vs. SC State (Nov. 18, 2016)

Season 4, at Wofford (Nov. 10, 2017)

Assists

Career 1, twice, last vs. Georgia (Feb. 4, 2017)

Season -

Blocks

Career 2, twice, last vs. Lander (Dec. 27, 2016)

Season -

Steals

Career 1, twice, last vs. Ole Miss (Jan. 14, 2017)

Season -

Minutes

Career 18, vs. Lander (Dec. 27, 2016)

Season 10, at Wofford (Nov. 10, 2017)

SUPERLATIVES

'17-18 Season Career

Team high blocks* - 2

* led or shared team lead

2017-18 GAME-BY-GAME STATS

Opponent	Date	GS	Min	FG-FGA	Pct	3FG-FGA	Pct	FT-FTA	Pct	Off	Def	Tot	Avg	PF	FO	A	TO	Blk	Stl	Pts	Avg
at Wofford	11/10	-	10	0-0	.000	0-0	.000	0-0	.000	2	2	4	4.0	2	0	0	2	0	0	0	0.0
Western Michigan	11/13	-	4	0-0	.000	0-0	.000	0-0	.000	0	0	0	2.0	0	0	0	0	0	0	0	0.0
vs. Illinois State	11/16	-	5	0-0	.000	0-0	.000	0-0	.000	0	0	0	1.3	1	0	0	0	0	0	0	0.0
vs. UTEP	11/17	-	2	0-0	.000	0-0	.000	0-0	.000	0	0	0	1.0	1	0	0	0	0	0	0	0.0
vs. Western Michigan	11/19	-	-	-	-	-	-	DNP Coaches Decision	-	-	-	-	1.0	-	-	-	-	-	-	-	0.0
at FIU	11/27	-	7	0-0	.000	0-0	.000	0-0	.000	1	0	1	1.0	2	0	0	2	0	0	0	0.0
vs. Temple	11/30	-	-	-	-	-	-	DNP Coaches Decision	-	-	-	-	1.0	-	-	-	-	-	-	-	0.0
UMass	12/2	-	-	-	-	-	-	DNP Coaches Decision	-	-	-	-	1.0	-	-	-	-	-	-	-	0.0
Wyoming	12/6																				
Coastal Carolina	12/9																				
at Clemson	12/19																				
Limestone	12/27																				
at Ole Miss	12/31																				
Missouri	1/3																				
Vanderbilt	1/6																				
at Alabama	1/9																				
at Georgia	1/13																				
Kentucky	1/16																				
Tennessee	1/20																				
at Florida	1/24																				
Texas Tech	1/27																				
Miss. State	1/31																				
at Texas A&M	2/3																				
at Arkansas	2/6																				
Florida	2/10																				
at Tennessee	2/13																				
Auburn	2/17																				
Georgia	2/21																				
at Miss. State	2/24																				
LSU	2/28																				
at Auburn	3/3																				
vs. SEC Tourn.	3/7-11																				
vs. NCAA Tourn.	3/15-4/2																				

CAREER STATISTICS

Season	GP-GS	Min	Avg	FG	FGA	Pct	3FG	3FGA	Pct	FT	FTA	Pct	Off	Def	Tot	Avg	PF	FO	Ast	TO	Blk	Stl	Pts	Avg
2016-17	28-0	198	7.1	3	12	.250	0	0	.000	5	8	.625	8	18	26	0.9	41	0	2	10	7	2	11	0.4
2017-18	5-0	28	5.6	0	0	.000	0	0	.000	0	0	.000	3	2	5	1.0	6	0	0	4	0	0	0	0.0
Totals	33-0	226	6.8	3	12	.250	0	0	.000	5	8	.625	11	20	31	0.9	47	0	2	14	7	2	11	0.3

(SEC ONLY)

Season	GP-GS	Min	Avg	FG	FGA	Pct	3FG	3FGA	Pct	FT	FTA	Pct	Off	Def	Tot	Avg	PF	FO	Ast	TO	Blk	Stl	Pts	Avg
2017	14-0	77	5.5	0	2	.000	0	0	.000	0	0	.000	2	7	9	0.6	16	0	1	5	1	1	0	0.0



#23 EVAN HINSON

SOPHOMORE | GUARD | 6'4" | 240 | 1 LETTER
DELTONA, FLA./DELTONA

SEASON NOTABLES

- > Also a member of the Gamecock football team, and will join the basketball squad following the end of the football season
- > Saw action in eight contests last season, scoring a season best four points in SEC Tournament action vs. Alabama
- > Dressed for the first time in the 2017-18 season vs. UMASS (Dec. 2) but did not log any minutes

HINSON'S CAREER HIGHS

- Points**
Career 4, vs. Alabama (March 10, 2017)
Season -
- Field Goals**
Career 2, vs. Alabama (March 10, 2017)
Season -
- Field Goal Attempts**
Career 4, vs. Alabama (March 10, 2017)
Season -
- 3-Point Field Goals**
Career 1, vs. Tennessee (Feb. 25, 2017)
Season -
- 3-Point Field Goal Attempts**
Career 2, vs. Alabama (March 10, 2017)
Season -
- Free Throws**
Career 2, at LSU (Feb. 1, 2017)
Season -
- Free Throw Attempts**
Career 2, at LSU (Feb. 1, 2017)
Season -
- Rebounds**
Career 2, twice, last vs. Alabama (March 10, 2017)
Season -
- Assists**
Career 1, vs. Auburn (Jan. 24, 2017)
Season -
- Blocks**
Career -
Season -
- Steals**
Career 1, twice, last at LSU (Feb. 1, 2017)
Season -
- Minutes**
Career 5, vs. Auburn (Jan. 24, 2017)
Season -

2017-18 GAME-BY-GAME STATS

Opponent	Date	GS	Min	FG-FGA	Pct	3FG-FGA	Pct	FT-FTA	Pct	Off	Def	Tot	Avg	PF	FO	A	TO	Blk	Stl	Pts	Avg
at Wofford	11/10	-	-	-	-	-	-	-	DNP - Football	-	-	-	-	-	-	-	-	-	-	-	-
Western Michigan	11/13	-	-	-	-	-	-	-	DNP - Football	-	-	-	-	-	-	-	-	-	-	-	-
vs. Illinois State	11/16	-	-	-	-	-	-	-	DNP - Football	-	-	-	-	-	-	-	-	-	-	-	-
vs. UTEP	11/17	-	-	-	-	-	-	-	DNP - Football	-	-	-	-	-	-	-	-	-	-	-	-
vs. Western Michigan	11/19	-	-	-	-	-	-	-	DNP - Football	-	-	-	-	-	-	-	-	-	-	-	-
at FIU	11/27	-	-	-	-	-	-	-	DNP - Football	-	-	-	-	-	-	-	-	-	-	-	-
vs. Temple	11/30	-	-	-	-	-	-	-	DNP - Football	-	-	-	-	-	-	-	-	-	-	-	-
UMass	12/2	-	-	-	-	-	-	-	DNP Coaches Decision	-	0.0	-	-	-	-	-	-	-	-	-	0.0
Wyoming	12/6																				
Coastal Carolina	12/9																				
at Clemson	12/19																				
Limestone	12/27																				
at Ole Miss	12/31																				
Missouri	1/3																				
Vanderbilt	1/6																				
at Alabama	1/9																				
at Georgia	1/13																				
Kentucky	1/16																				
Tennessee	1/20																				
at Florida	1/24																				
Texas Tech	1/27																				
Miss. State	1/31																				
at Texas A&M	2/3																				
at Arkansas	2/6																				
Florida	2/10																				
at Tennessee	2/13																				
Auburn	2/17																				
Georgia	2/21																				
at Miss. State	2/24																				
LSU	2/28																				
at Auburn	3/3																				
vs. SEC Tourn.	3/7-11																				
vs. NCAA Tourn.	3/15-4/2																				

CAREER STATISTICS

Season	GP-GS	Min	Avg	FG	FGA	Pct	3FG	3FGA	Pct	FT	FTA	Pct	Off	Def	Tot	Avg	PF	FO	Ast	TO	Blk	Stl	Pts	Avg
2016-17	8-0	21	2.6	3	8	.375	1	5	.200	2	2	1.000	2	3	5	0.6	3	0	1	0	0	2	9	1.1
2017-18																								
Totals																								

(SEC ONLY)

Season	GP-GS	Min	Avg	FG	FGA	Pct	3FG	3FGA	Pct	FT	FTA	Pct	Off	Def	Tot	Avg	PF	FO	Ast	TO	Blk	Stl	Pts	Avg
2017	5-0	13	2.6	1	4	.250	1	3	.333	2	2	1.000	0	3	3	0.6	3	0	1	0	0	2	5	1.0



#21 MAIK KOTSAR

SOPHOMORE | FORWARD | 6'10" | 260 | 1 LETTER

TALLIN, ESTONIA/SUNRISE CHRISTIAN ACADEMY

SEASON NOTABLES

- > Led the Gamecocks with 13 points, including 10 in the second half, in opener at Wofford (Nov. 10); also dished a team high four assists vs. the Terriers
- > Scored 10 points and pulled down six rebounds in win vs. Western Michigan (Nov. 13); also has two steals, one block and an assist
- > Tallied season-high 14 points on 6-of-10 shooting in team's blowout victory over UTEP (Nov. 17), led the team with two steals in the contest, also hit first career 3-pointer in the game
- > Had two steals, four rebounds and six points in win vs. Western Michigan in final game of Puerto Rico Tip-Off (Nov. 19), fourth-straight game with multiple steals
- > Matched career-high with 16 points in road win at FIU (Nov. 27), set career-highs for field goals made (8) and assists (6), also had three steals in 33 minutes
- > Had 12 points thanks to a pair of 3s in the first half in loss vs. Temple (Nov. 30) at Madison Square Garden
- > Had season-high eight rebounds to go alongside eight points in win vs. UMass (Dec. 2, 2017)

SUPERLATIVES

	'17-18 Season	Career
Double-figure scoring	5	14
Double-doubles	-	1
3+ steals	2	4
Team high scoring*	1	2
Team high rebounding*	-	9
Team high blocks*	2	8

* led or shared team lead

2017-18 GAME-BY-GAME STATS

Opponent	Date	GS	Min	FG-FGA	Pct	3FG-FGA	Pct	FT-FTA	Pct	Off	Def	Tot	Avg	PF	FO	A	TO	Blk	Stl	Pts	Avg
at Wofford	11/10	*	25	5-10	.500	0-1	.000	3-4	.750	2	1	3	3.0	3	0	4	1	0	1	13	13.0
Western Michigan	11/13	*	29	4-10	.400	0-2	.000	2-6	.333	3	3	6	4.5	2	0	1	2	1	2	10	11.5
vs. Illinois State	11/16	*	22	3-6	.500	0-0	.000	1-2	.500	2	4	6	5.0	5	1	1	4	0	2	7	10.0
vs. UTEP	11/17	*	20	6-10	.600	1-2	.500	1-2	.500	1	1	2	4.3	3	0	0	0	0	2	14	11.0
vs. Western Michigan	11/19	*	29	3-7	.429	0-0	.000	0-3	.000	1	3	4	4.2	3	0	0	1	1	2	6	10.0
at FIU	11/27	*	33	8-13	.615	0-1	.000	0-1	.000	3	3	6	4.5	1	0	6	1	1	3	16	11.0
vs. Temple	11/30	*	32	5-7	.714	2-2	1.000	0-0	.000	3	0	3	4.3	4	0	2	2	0	1	12	11.1
UMass	12/2	*	24	4-8	.500	0-1	.000	0-3	.000	3	5	8	4.8	4	0	1	1	0	3	8	10.8
Wyoming	12/6																				
Coastal Carolina	12/9																				
at Clemson	12/19																				
Limestone	12/27																				
at Ole Miss	12/31																				
Missouri	1/3																				
Vanderbilt	1/6																				
at Alabama	1/9																				
at Georgia	1/13																				
Kentucky	1/16																				
Tennessee	1/20																				
at Florida	1/24																				
Texas Tech	1/27																				
Miss. State	1/31																				
at Texas A&M	2/3																				
at Arkansas	2/6																				
Florida	2/10																				
at Tennessee	2/13																				
Auburn	2/17																				
Georgia	2/21																				
at Miss. State	2/24																				
LSU	2/28																				
at Auburn	3/3																				
vs. SEC Tourn.	3/7-11																				
vs. NCAA Tourn.	3/15-4/2																				

CAREER STATISTICS

Season	GP-GS	Min	Avg	FG	FGA	Pct	3FG	3FGA	Pct	FT	FTA	Pct	Off	Def	Tot	Avg	PF	FO	Ast	TO	Blk	Stl	Pts	Avg
2016-17	37-33	895	24.2	97	198	.490	0	0	.000	21	53	.396	72	104	176	4.8	117	5	26	44	14	27	215	5.8
2017-18	8-8	214	26.8	38	71	.535	3	9	.333	7	21	.333	18	20	38	4.8	25	1	15	12	3	16	86	10.8
Totals	45-41	1109	24.6	135	269	.502	3	9	.333	28	74	.378	90	124	214	4.8	142	6	41	56	17	43	301	6.7

(SEC ONLY)

Season	GP-GS	Min	Avg	FG	FGA	Pct	3FG	3FGA	Pct	FT	FTA	Pct	Off	Def	Tot	Avg	PF	FO	Ast	TO	Blk	Stl	Pts	Avg
2017	18-15	417	23.2	32	79	.405	0	0	.000	11	29	.379	32	51	83	4.6	63	3	10	26	9	8	75	4.2



#25 CHRISTIAN SCHMITT

SOPHOMORE | GUARD | 6'0" | 180 | 1 LETTER

MARS, PA. | MARS AREA HIGH SCHOOL

SEASON NOTABLES

- > Saw action in five games during rookie season
- > Logged one minute of playing time in team's home opener victory over Western Michigan (Nov. 13)
- > Played three minutes in the team's victory over UTEP (Nov. 17)

SCHMITT'S CAREER HIGHS

Points

Career -

Season -

Field Goals

Career -

Season -

Field Goal Attempts

Career 1, 2x, last vs. UTEP (Nov. 17, 2017)

Season 1, vs. UTEP (Nov. 17, 2017)

3-Point Field Goals

Career -

Season -

3-Point Field Goal Attempts

Career 1, 2x, last vs. UTEP (Nov. 17, 2017)

Season 1, vs. UTEP (Nov. 17, 2017)

Free Throws

Career -

Season -

Free Throw Attempts

Career -

Season -

Rebounds

Career -

Season -

Assists

Career -

Season -

Blocks

Career -

Season -

Steals

Career -

Season -

Minutes

Career 3, 2x, last vs. UTEP (Nov. 17, 2017)

Season 1, vs. UTEP (Nov. 17, 2017)

2017-18 GAME-BY-GAME STATS

Opponent	Date	GS	Min	FG-FGA	Pct	3FG-FGA	Pct	FT-FTA	Pct	Off	Def	Tot	Avg	PF	FO	A	TO	Blk	Stl	Pts	Avg
at Wofford	11/10	-	-	-	-	-	-	-DNP - Coaches Decision	-	-	-	-	-	-	-	-	-	-	-	-	-
Western Michigan	11/13	-	1	0-0	.000	0-0	.000	0-0	.000	0	0	0	0.0	0	0	0	0	0	0	0	0.0
vs. Illinois State	11/16	-	-	-	-	-	-	-DNP Coaches Decision-	-	-	-	-	0.0	-	-	-	-	-	-	-	0.0
vs. UTEP	11/17	-	3	0-1	.000	0-1	.000	0-0	.000	0	0	0	0.0	0	0	0	0	0	0	0	0.0
vs. Western Michigan	11/19	-	-	-	-	-	-	-DNP Coaches Decision-	-	-	-	-	0.0	-	-	-	-	-	-	-	0.0
at FIU	11/27	-	-	-	-	-	-	-DNP Coaches Decision-	-	-	-	-	0.0	-	-	-	-	-	-	-	0.0
vs. Temple	11/30	-	-	-	-	-	-	-DNP Coaches Decision-	-	-	-	-	0.0	-	-	-	-	-	-	-	0.0
UMass	12/2	-	-	-	-	-	-	-DNP Coaches Decision-	-	-	-	-	0.0	-	-	-	-	-	-	-	0.0
Wyoming	12/6																				
Coastal Carolina	12/9																				
at Clemson	12/19																				
Limestone	12/27																				
at Ole Miss	12/31																				
Missouri	1/3																				
Vanderbilt	1/6																				
at Alabama	1/9																				
at Georgia	1/13																				
Kentucky	1/16																				
Tennessee	1/20																				
at Florida	1/24																				
Texas Tech	1/27																				
Miss. State	1/31																				
at Texas A&M	2/3																				
at Arkansas	2/6																				
Florida	2/10																				
at Tennessee	2/13																				
Auburn	2/17																				
Georgia	2/21																				
at Miss. State	2/24																				
LSU	2/28																				
at Auburn	3/3																				
vs. SEC Tourn.	3/7-11																				
vs. NCAA Tourn.	3/15-4/2																				

CAREER STATISTICS

Season	GP-GS	Min	Avg	FG	FGA	Pct	3FG	3FGA	Pct	FT	FTA	Pct	Off	Def	Tot	Avg	PF	FO	Ast	TO	Blk	Stl	Pts	Avg
2016-17	5-0	7	1.4	0	1	.000	0	1	.000	0	0	.000	0	0	0	0.0	1	0	0	2	0	0	0	0.0
2017-18	2-0	4	2.0	0	1	.000	0	1	.000	0	0	.000	0	0	0	0.0	0	0	0	0	0	0	0	0.0
Totals	7-0	11	1.6	0	2	.000	0	2	.000	0	0	.000	0	0	0	0.0	1	0	0	2	0	0	0	0.0

(SEC ONLY)

Season	GP-GS	Min	Avg	FG	FGA	Pct	3FG	3FGA	Pct	FT	FTA	Pct	Off	Def	Tot	Avg	PF	FO	Ast	TO	Blk	Stl	Pts	Avg
2017	1-0	1	1.0	0	0	.000	0	0	.000	0	0	.000	0	0	0	0.0	0	0	0	0	0	0	0	0.0



#0 DAVID BEATTY

FRESHMAN | GUARD | 6'2" | 205 | HS

PHILADELPHIA, PA. | IMHOTEP INSTITUTE CHARTER H.S.

SEASON NOTABLES

- > Scored eight points with three rebounds in exhibition vs. Erskine (Oct. 30)
- > Tallied six points, hitting a pair of 3s, with two assists in Gamecock debut at Wofford (Nov. 10)
- > Scored seven points, adding two assists and a steal in home opener win over Western Michigan (Nov. 13)
- > Played 15 minutes off the bench with seven points and two rebounds in loss vs. Illinois State (Nov. 16)
- > Matched season-high with two assists in 16 minutes of action vs. UTEP (Nov. 17)
- > Scored career-high 13 points in loss vs. Temple (Nov. 30, 2017) at Madsion Square Garden, played a career-high 23 minutes off the bench and went 6-for-11 from the floor

BEATTY'S SEASON HIGHS

Points

13, vs. Temple (Nov. 30, 2017)

Field Goals

6, vs. Temple (Nov. 30, 2017)

Field Goal Attempts

11, vs. Temple (Nov. 30, 2017)

3-Point Field Goals

2, at Wofford (Nov. 10, 2017)

3-Point Field Goal Attempts

5, vs. Temple (Nov. 30, 2017)

Free Throws

2, 2x, last vs. Illinois State (Nov. 16, 2017)

Free Throw Attempts

2, 2x, last vs. Illinois State (Nov. 16, 2017)

Rebounds

2, vs. Illinois State (Nov. 16, 2017)

Assists

2, 4x, last vs. Temple (Nov. 30, 2017)

Blocks

1, vs. Temple (Nov. 30, 2017)

Steals

1, 3x, last vs. Temple (Nov. 30, 2017)

Minutes

23, vs. Temple (Nov. 30, 2017)

2017-18 GAME-BY-GAME STATS

Opponent	Date	GS	Min	FG-FGA	Pct	3FG-FGA	Pct	FT-FTA	Pct	Off	Def	Tot	Avg	PF	FO	A	TO	Blk	Stl	Pts	Avg
at Wofford	11/10	-	19	2-6	.333	2-4	.500	0-0	.000	0	0	0	0.0	2	0	2	1	0	0	6	6.0
Western Michigan	11/13	-	21	2-7	.286	1-2	.500	2-2	1.000	0	0	0	0.0	1	0	2	1	0	1	7	6.5
vs. Illinois State	11/16	-	15	2-6	.333	1-2	.500	2-2	1.000	0	2	2	0.6	5	1	0	0	0	0	7	6.7
vs. UTEP	11/17	-	16	1-5	.200	0-3	.000	0-0	.000	0	2	2	1.0	0	0	2	0	0	1	2	5.5
vs. Western Michigan	11/19	-	5	0-1	.000	0-1	.000	0-0	.000	1	0	1	1.0	2	0	1	1	0	0	0	4.0
at FIU	11/27	-	4	0-1	.000	0-1	.000	0-0	.000	0	0	0	0.8	0	0	0	0	0	0	0	3.7
vs. Temple	11/30	-	23	6-11	.545	1-5	.200	0-0	.000	0	0	0	0.7	3	0	2	1	1	1	13	5.0
UMass	12/2	-	6	0-1	.000	0-0	.000	0-0	.000	0	0	0	0.6	1	0	0	0	0	0	0	4.4
Wyoming	12/6																				
Coastal Carolina	12/9																				
at Clemson	12/19																				
Limestone	12/27																				
at Ole Miss	12/31																				
Missouri	1/3																				
Vanderbilt	1/6																				
at Alabama	1/9																				
at Georgia	1/13																				
Kentucky	1/16																				
Tennessee	1/20																				
at Florida	1/24																				
Texas Tech	1/27																				
Miss. State	1/31																				
at Texas A&M	2/3																				
at Arkansas	2/6																				
Florida	2/10																				
at Tennessee	2/13																				
Auburn	2/17																				
Georgia	2/21																				
at Miss. State	2/24																				
LSU	2/28																				
at Auburn	3/3																				
vs. SEC Tourn.	3/7-11																				
vs. NCAA Tourn.	3/15-4/2																				

CAREER STATISTICS

Season	GP-GS	Min	Avg	FG	FGA	Pct	3FG	3FGA	Pct	FT	FTA	Pct	Off	Def	Tot	Avg	PF	FO	Ast	TO	Blk	Stl	Pts	Avg
2017-18	8-0	108	13.5	13	38	.342	5	18	.278	4	4	1.000	1	4	5	0.6	13	1	9	4	1	3	35	4.4

(SEC ONLY)

Season	GP-GS	Min	Avg	FG	FGA	Pct	3FG	3FGA	Pct	FT	FTA	Pct	Off	Def	Tot	Avg	PF	FO	Ast	TO	Blk	Stl	Pts	Avg
2018																								



#33 JASON CUDD

FRESHMAN | FORWARD | 7'1" | 255 | HS

MYRTLE BEACH, S.C. | SOCASTEE

SEASON NOTABLES

- > Tallied three points with a pair of rebounds and a block in Hoops 4 Hurricane Relief exhibition vs. Virginia Tech (Nov. 5)
- > Saw action in opener at Wofford (Nov. 10)
- > Played two minutes in home-opening victory over MAC favorite Western Michigan (Nov. 13)
- > Scored first collegiate points after sinking a pair of free throws in win over UTEP (Nov. 17), also pulled down three rebounds in six minutes of work
- > Logged career-high nine minutes in win vs. UMass (Dec. 2), posted first collegiate assist in the contest

CUDD'S SEASON HIGHS

Points

2, vs. UTEP (Nov. 17, 2017)

Field Goals

-

Field Goal Attempts

1, vs. UTEP (Nov. 17, 2017)

3-Point Field Goals

-

3-Point Field Goal Attempts

-

Free Throws

2, 2x, last vs. Temple (Nov. 30, 2017)

Free Throw Attempts

2, 2x, last vs. Temple (Nov. 30, 2017)

Rebounds

3, vs. UTEP (Nov. 17, 2017)

Assists

1, vs. UMass (Dec. 2, 2017)

Blocks

-

Steals

-

Minutes

9, vs. UMass (Dec. 2, 2017)

2017-18 GAME-BY-GAME STATS

Opponent	Date	GS	Min	FG-FGA	Pct	3FG-FGA	Pct	FT-FTA	Pct	Off	Def	Tot	Avg	PF	FO	A	TO	Blk	Stl	Pts	Avg
at Wofford	11/10	-	1	0-0	.000	0-0	.000	0-0	.000	0	0	0	0.0	0	0	0	0	0	0	0	0.0
Western Michigan	11/13	-	2	0-0	.000	0-0	.000	0-0	.000	0	0	0	0.0	1	0	0	1	0	0	0	0.0
vs. Illinois State	11/16	-	-	-	-	-	-	-	-	-	-	-	-	-	-	-	-	-	-	-	0.0
vs. UTEP	11/17	-	6	0-1	.000	0-0	.000	2-2	1.000	1	2	3	1.0	3	0	0	0	0	0	2	0.5
vs. Western Michigan	11/19	-	-	-	-	-	-	-	-	-	-	-	1.0	-	-	-	-	-	-	-	0.7
at FIU	11/27	-	-	-	-	-	-	-	-	-	-	-	1.0	-	-	-	-	-	-	-	0.7
vs. Temple	11/30	-	1	0-0	.000	0-0	.000	2-2	1.000	0	1	1	1.0	0	0	0	0	0	0	2	1.0
UMass	12/2	-	9	0-0	.000	0-0	.000	0-0	.000	0	0	0	0.8	0	0	1	1	0	0	0	0.8
Wyoming	12/6																				
Coastal Carolina	12/9																				
at Clemson	12/19																				
Limestone	12/27																				
at Ole Miss	12/31																				
Missouri	1/3																				
Vanderbilt	1/6																				
at Alabama	1/9																				
at Georgia	1/13																				
Kentucky	1/16																				
Tennessee	1/20																				
at Florida	1/24																				
Texas Tech	1/27																				
Miss. State	1/31																				
at Texas A&M	2/3																				
at Arkansas	2/6																				
Florida	2/10																				
at Tennessee	2/13																				
Auburn	2/17																				
Georgia	2/21																				
at Miss. State	2/24																				
LSU	2/28																				
at Auburn	3/3																				
vs. SEC Tourn.	3/7-11																				
vs. NCAA Tourn.	3/15-4/2																				

CAREER STATISTICS

Season	GP-GS	Min	Avg	FG	FGA	Pct	3FG	3FGA	Pct	FT	FTA	Pct	Off	Def	Tot	Avg	PF	FO	Ast	TO	Blk	Stl	Pts	Avg
2017-18	5-0	19	3.8	0	1	.000	0	0	.000	4	4	1.000	1	3	4	0.8	4	0	1	2	0	0	4	0.8

(SEC ONLY)

Season	GP-GS	Min	Avg	FG	FGA	Pct	3FG	3FGA	Pct	FT	FTA	Pct	Off	Def	Tot	Avg	PF	FO	Ast	TO	Blk	Stl	Pts	Avg
2018																								



#14 IBRAHIM FAMOUKE DOUMBIA

FRESHMAN | FORWARD | 6'6" | 205 | HS

BAMAKO, MALI | MIAMI COUNTRY DAY SCHOOL

SEASON NOTABLES

- > Tallied four points and collected four rebounds with a block in exhibition vs. Erskine (Oct. 30), before adding two points with an assist in Hoops 4 Hurricane Relif exhibition vs. Virginia Tech (Nov. 5)
- > Saw action in opener at Wofford (Nov. 10), pulling down two rebounds in just two minutes
- > Played two minutes in team's home-opening victory over Western Michigan (Nov. 13)
- > Scored two points (first collegiate basket) in five minutes of action in loss vs. Illinois State (Nov. 16)

FAMOUKE DOUMBIA'S SEASON HIGHS

Points

2, vs. Illinois State (Nov. 16, 2017)

Field Goals

1, vs. Illinois State (Nov. 16, 2017)

Field Goal Attempts

1, 2x, last vs. Illinois State (Nov. 16, 2017)

3-Point Field Goals

-

3-Point Field Goal Attempts

-

Free Throws

-

Free Throw Attempts

-

Rebounds

2, at Wofford (Nov. 10, 2017)

Assists

-

Blocks

-

Steals

-

Minutes

5, vs. Illinois State (Nov. 16, 2017)

2017-18 GAME-BY-GAME STATS

Opponent	Date	GS	Min	FG-FGA	Pct	3FG-FGA	Pct	FT-FTA	Pct	Off	Def	Tot	Avg	PF	FO	A	TO	Blk	Stl	Pts	Avg
at Wofford	11/10	-	2	0-1	.000	0-0	.000	0-0	.000	0	2	2	2.0	0	0	0	0	0	0	0	0.0
Western Michigan	11/13	-	2	0-0	.000	0-0	.000	0-0	.000	0	0	0	1.0	0	0	0	0	0	0	0	0.0
vs. Illinois State	11/16	-	5	1-1	1.000	0-0	.000	0-0	.000	0	0	0	0.7	2	0	0	0	0	0	2	0.7
vs. UTEP	11/17	-	3	0-0	.000	0-0	.000	0-0	.000	0	0	0	0.5	1	0	0	0	0	0	0	0.5
vs. Western Michigan	11/19	-	-	-	-	-	-	DNP	Coaches Decision-	-	-	-	0.5	-	-	-	-	-	-	-	0.5
at FIU	11/27	-	1	0-0	.000	0-0	.000	0-0	.000	0	0	0	0.4	0	0	0	0	0	0	0	0.4
vs. Temple	11/30	-	-	-	-	-	-	DNP	Coaches Decision-	-	-	-	0.4	-	-	-	-	-	-	-	0.4
UMass	12/2	-	-	-	-	-	-	DNP	Coaches Decision-	-	-	-	0.4	-	-	-	-	-	-	-	0.4
Wyoming	12/6																				
Coastal Carolina	12/9																				
at Clemson	12/19																				
Limestone	12/27																				
at Ole Miss	12/31																				
Missouri	1/3																				
Vanderbilt	1/6																				
at Alabama	1/9																				
at Georgia	1/13																				
Kentucky	1/16																				
Tennessee	1/20																				
at Florida	1/24																				
Texas Tech	1/27																				
Miss. State	1/31																				
at Texas A&M	2/3																				
at Arkansas	2/6																				
Florida	2/10																				
at Tennessee	2/13																				
Auburn	2/17																				
Georgia	2/21																				
at Miss. State	2/24																				
LSU	2/28																				
at Auburn	3/3																				
vs. SEC Tourn.	3/7-11																				
vs. NCAA Tourn.	3/15-4/2																				

CAREER STATISTICS

Season	GP-GS	Min	Avg	FG	FGA	Pct	3FG	3FGA	Pct	FT	FTA	Pct	Off	Def	Tot	Avg	PF	FO	Ast	TO	Blk	Stl	Pts	Avg
2017-18	5-0	13	2.6	1	2	.500	0	0	.000	0	0	.000	0	2	2	0.4	3	0	0	0	0	0	2	0.4

(SEC ONLY)

Season	GP-GS	Min	Avg	FG	FGA	Pct	3FG	3FGA	Pct	FT	FTA	Pct	Off	Def	Tot	Avg	PF	FO	Ast	TO	Blk	Stl	Pts	Avg
2018																								



#13 FELIPE HAASE

FRESHMAN | FORWARD | 6'9" | 249 | HS

OSORNO, CHILE | MIAMI (FLA.) CHRISTIAN SCHOOL

SEASON NOTABLES

- > Pulled down a game high 12 rebounds, adding four points, three assists and two steals in exhibition vs. Erskine (Oct. 30)
- > Tallied nine points, with seven rebounds and three assists in Hoops 4 Hurricane Relief exhibition vs. Virginia Tech (Nov. 5)
- > Saw action in opener at Wofford (Nov. 10), scoring 10 points, hitting a pair of 3s, with five rebounds
- > Finished with seven points, nine rebounds and a team-high three assists in win over Western Michigan (Nov. 13)
- > Played career-high 29 minutes in loss vs. Illinois State (Nov. 16), scoring five points with four rebounds, also had an assist and his first collegiate steal and block
- > Had seven points, seven rebounds and a steal in 24 minutes of action in victory over UTEP (Nov. 17)
- > Dropped 10 points with five rebounds, an assist and a steal in 26 minutes in win vs. Western Michigan (Nov. 19) in final game of the Puerto Rico Tip-Off, went 2-for-4 from behind the arc
- > Recorded first career double-double with 11 points and 10 rebounds in win vs. UMass (Dec. 2)

HAASE'S SEASON HIGHS

- Points**
11, vs. UMass (Dec. 2, 2017)
- Field Goals**
4, 2x, last vs. UMass (Dec. 2, 2017)
- Field Goal Attempts**
9, vs. UMass (Dec. 2, 2017)
- 3-Point Field Goals**
2, 2x, last vs. W. Michigan (Nov. 19, 2017)
- 3-Point Field Goal Attempts**
4, vs. Western Michigan (Nov. 19, 2017)
- Free Throws**
4, vs. Western Michigan (Nov. 13, 2017)
- Free Throw Attempts**
4, 2x, last vs. UMass (Dec. 2, 2017)
- Rebounds**
10, vs. UMass (Dec. 2, 2017)
- Assists**
3, vs. Western Michigan (Nov. 13, 2017)
- Blocks**
1, 2x, last vs. UMass (Dec. 2, 2017)
- Steals**
2, 2x, last vs. UMass (Dec. 2, 2017)
- Minutes**
29, 2x, last vs. UMass (Dec. 2, 2017)

2017-18 GAME-BY-GAME STATS

Opponent	Date	GS	Min	FG-FGA	Pct	3FG-FGA	Pct	FT-FTA	Pct	Off	Def	Tot	Avg	PF	FO	A	TO	Blk	Stl	Pts	Avg
at Wofford	11/10	-	23	4-6	.667	2-3	.667	0-1	.000	1	4	5	5.0	2	0	0	0	0	0	10	10.0
Western Michigan	11/13	-	25	1-3	.333	1-3	.333	4-6	.667	2	7	9	7.0	2	0	3	2	0	0	7	8.5
vs. Illinois State	11/16	-	29	2-6	.333	1-1	1.000	0-0	.000	0	4	4	6.0	2	0	1	0	1	1	5	7.3
vs. UTEP	11/17	-	24	3-7	.429	1-3	.333	0-0	.000	2	5	7	6.3	2	0	0	0	0	1	7	7.3
vs. Western Michigan	11/19	-	26	3-5	.600	2-4	.500	2-2	1.000	1	4	5	6.0	3	0	1	2	0	1	10	7.8
at FIU	11/27	-	9	2-5	.400	0-1	.000	0-0	.000	0	1	1	5.2	2	0	0	5	0	0	4	7.2
vs. Temple	11/30	-	18	0-2	.000	0-2	.000	1-2	.500	0	1	1	4.6	0	0	0	2	0	2	1	6.3
UMass	12/2	-	29	4-9	.444	0-2	.000	3-4	.750	1	9	10	5.3	1	0	0	2	1	2	11	6.9
Wyoming	12/6																				
Coastal Carolina	12/9																				
at Clemson	12/19																				
Limestone	12/27																				
at Ole Miss	12/31																				
Missouri	1/3																				
Vanderbilt	1/6																				
at Alabama	1/9																				
at Georgia	1/13																				
Kentucky	1/16																				
Tennessee	1/20																				
at Florida	1/24																				
Texas Tech	1/27																				
Miss. State	1/31																				
at Texas A&M	2/3																				
at Arkansas	2/6																				
Florida	2/10																				
at Tennessee	2/13																				
Auburn	2/17																				
Georgia	2/21																				
at Miss. State	2/24																				
LSU	2/28																				
at Auburn	3/3																				
vs. SEC Tourn.	3/7-11																				
vs. NCAA Tourn.	3/15-4/2																				

CAREER STATISTICS

Season	GP-GS	Min	Avg	FG	FGA	Pct	3FG	3FGA	Pct	FT	FTA	Pct	Off	Def	Tot	Avg	PF	FO	Ast	TO	Blk	Stl	Pts	Avg
2017-18	8-0	183	22.9	19	43	.442	7	19	.368	10	15	.667	7	35	42	5.3	14	0	5	13	2	7	55	6.9

(SEC ONLY)

Season	GP-GS	Min	Avg	FG	FGA	Pct	3FG	3FGA	Pct	FT	FTA	Pct	Off	Def	Tot	Avg	PF	FO	Ast	TO	Blk	Stl	Pts	Avg
2018																								



#10 JUSTIN MINAYA

FRESHMAN | FORWARD | 6'5" | 210 | HS

HARRINGTON PARK, N.J. | NORTHERN VALLEY AT OLD TAPPAN

SEASON NOTABLES

- > Scored 13 points, while collecting four rebounds in exhibition vs. Erskine (Oct. 30), and tallied nine points with four rebounds in the Hoops 4 Hurricane Relief exhibition vs. Virginia Tech (Nov. 5)
- > Earned the start in Gamecock debut at Wofford (Nov. 10), scoring six points with two assists and a block
- > Scored five points with five rebounds and two assists in team's home-opening victory vs. Western Mich. (Nov. 13)
- > Posted nine points with a career-high eight rebounds in loss vs. Illinois State (Nov. 16)
- > Scored career-high 14 points on 4-of-7 shooting in victory over UTEP (Nov. 17), knocked down season-high three triples and had three assists and a steal in 28 minutes
- > Had nine points, three rebounds, two blocks and a steal in win over Western Michigan (Nov. 19) in the final game of the Puerto Rico Tip-Off, played 30-plus minutes for the first time in his career
- > Led team in minutes (36) and scored 13 points in road victory at FIU (Nov. 27), went 3-for-6 from behind the arc and had four rebounds, two assists and a steal
- > Dropped 11 points with seven rebounds and a pair of steals in loss vs. Temple (Nov. 30) at Madison Square Gardem
- > Had breakout game, leading the team with a new career-high 17 points in win vs. UMass (Dec. 2), played team-high 33 minutes and also had four rebounds

MINAYA'S SEASON HIGHS

Points

17, vs. UMass (Dec. 2, 2017)

Field Goals

6, vs. UMass (Dec. 2, 2017)

Field Goal Attempts

11, 2x, last vs. UMass (Dec. 2, 2017)

3-Point Field Goals

3, 2x, last at FIU (Nov. 27, 2017)

3-Point Field Goal Attempts

6, at FIU (Nov. 27, 2017)

Free Throws

4, 3x, last vs. UMass (Dec. 2, 2017)

Free Throw Attempts

6, 2x, last vs. UMass (Dec. 2, 2017)

Rebounds

9, vs. Illinois State (Nov. 16, 2017)

Assists

3, vs. UTEP (Nov. 17, 2017)

Blocks

2, vs. Western Michigan (Nov. 19, 2017)

Steals

2, vs. Temple (Nov. 30, 2017)

Minutes

36, at FIU (Nov. 27, 2017)

2017-18 GAME-BY-GAME STATS

Opponent	Date	GS	Min	FG-FGA	Pct	3FG-FGA	Pct	FT-FTA	Pct	Off	Def	Tot	Avg	PF	FO	A	TO	Blk	Stl	Pts	Avg
at Wofford	11/10	*	24	2-5	.400	1-2	.500	1-1	1.000	2	2	4	4.0	1	0	2	2	1	0	6	6.0
Western Michigan	11/13	*	22	2-8	.250	0-4	.000	1-3	.333	2	3	5	4.5	3	0	2	0	0	0	5	5.5
vs. Illinois State	11/16	*	24	2-9	.222	1-5	.200	4-6	.667	3	5	8	5.7	4	0	1	1	0	0	9	6.7
vs. UTEP	11/17	*	28	4-7	.571	3-5	.600	3-4	.750	2	1	3	5.0	1	0	3	3	0	1	14	8.5
vs. Western Michigan	11/19	*	33	4-9	.444	1-4	.250	0-0	.000	1	2	3	4.6	1	0	0	2	2	1	9	8.6
at FIU	11/27	*	36	5-11	.455	3-6	.500	0-0	.000	1	3	4	4.5	3	0	2	1	0	1	13	9.3
vs. Temple	11/30	*	28	3-7	.429	1-3	.333	4-4	1.000	1	6	7	4.9	0	0	0	2	0	2	11	9.6
UMass	12/2	*	33	6-11	.545	1-4	.250	4-6	.667	1	3	4	4.8	1	0	1	2	0	0	17	10.5
Wyoming	12/6																				
Coastal Carolina	12/9																				
at Clemson	12/19																				
Limestone	12/27																				
at Ole Miss	12/31																				
Missouri	1/3																				
Vanderbilt	1/6																				
at Alabama	1/9																				
at Georgia	1/13																				
Kentucky	1/16																				
Tennessee	1/20																				
at Florida	1/24																				
Texas Tech	1/27																				
Miss. State	1/31																				
at Texas A&M	2/3																				
at Arkansas	2/6																				
Florida	2/10																				
at Tennessee	2/13																				
Auburn	2/17																				
Georgia	2/21																				
at Miss. State	2/24																				
LSU	2/28																				
at Auburn	3/3																				
vs. SEC Tourn.	3/7-11																				
vs. NCAA Tourn.	3/15-4/2																				

CAREER STATISTICS

Season	GP-GS	Min	Avg	FG	FGA	Pct	3FG	3FGA	Pct	FT	FTA	Pct	Off	Def	Tot	Avg	PF	FO	Ast	TO	Blk	Stl	Pts	Avg
2017-18	8-8	228	28.5	28	67	.418	11	33	.333	17	24	.708	13	25	38	4.8	14	0	11	13	3	5	84	10.5

(SEC ONLY)

Season	GP-GS	Min	Avg	FG	FGA	Pct	3FG	3FGA	Pct	FT	FTA	Pct	Off	Def	Tot	Avg	PF	FO	Ast	TO	Blk	Stl	Pts	Avg
2018																								

THE LAST TIME IN SOUTH CAROLINA BASKETBALL

AN INDIVIDUAL ...

Scored 20 or more points:	South Carolina: Chris Silva (26), at FIU, Nov. 27, 2017, in Miami Opponent: Luwane Pipkins (25), UMass, Dec. 2, 2017, in Columbia, S.C.
Scored 30 or more points:	South Carolina: Sindarius Thornwell (44), vs. Alabama, Feb. 7, 2017, in Columbia, S.C. Opponent: Kevin Punter (36), Tennessee, Jan. 23, 2016 in Knoxville, Tenn.
Scored 35 or more points:	South Carolina: Sindarius Thornwell (44) vs. Alabama, Feb. 7, 2017, in Columbia, S.C. Opponent: Kevin Punter (36), Tennessee, Jan. 23, 2016 in Knoxville, Tenn.
Scored 40 or more points:	South Carolina: Sindarius Thornwell (44), vs. Alabama, Feb. 7, 2017, in Columbia, S.C. Opponent: Austin Carr (43), Notre Dame, Dec. 30, 1969 in New Orleans, La.
Collected 20 or more rebounds:	South Carolina: Sindarius Thornwell (21), vs. Alabama, Feb. 7, 2017, in Columbia, S.C. Opponent: Ekpe Udoh (20), Baylor, Jan. 2, 2010 in Columbia, S.C.
Collected 15 or more rebounds:	South Carolina: Sindarius Thornwell (21), vs. Alabama, Feb. 7, 2017, in Columbia, S.C. Opponent: Amile Jefferson (15), Duke, March 19, 2017, in Greenville, S.C.
Made 12 or more field goals:	South Carolina: Laimonas Chatkevicius (15), vs. High Point, March 15, 2016, in Columbia, S.C. Opponent: Michael Frazier II (12), Florida, March 4, 2014 in Columbia, S.C.
Made 10 or more field goals:	South Carolina: Chris Silva (10), at FIU, Nov. 27, 2017, in Miami Opponent: Luwane Pipkins (10), UMass, Dec. 2, 2017, in Columbia, S.C.
Attempted 20 or more field goals:	South Carolina: Sindarius Thornwell (25) & PJ Dozier (24), vs. Alabama, Feb. 7, 2017, in Columbia, S.C. Opponent: Luwane Pipkins (20), UMass, Dec. 2, 2017, in Columbia, S.C.
Attempted 25 or more field goals:	South Carolina: Sindarius Thornwell, 25, vs. Alabama, Feb. 7, 2017 in Columbia, S.C. Opponent: Kemmy Burgess (Alaska-Anchorage), 26, Nov. 24, 2005 in Anchorage, Alaska
Dished 10 or more assists:	South Carolina: Devan Downey, 11, vs. LSU, March 13, 2008 in Atlanta, Ga. Opponent: 11, Jabril Durham, Arkansas, March 5, 2016 in Fayetteville, Ark.
Swiped 5 or more steals:	South Carolina: Sindarius Thornwell, 5, vs. Texas A&M, Jan. 7, 2017 in Columbia, S.C. Opponent: 6, Thomas Wilder, Western Michigan, Nov. 13, 2017 in Columbia, S.C.
Blocked 5 or more shots:	South Carolina: Chris Silva (5), vs. FIU, Dec. 4, 2016 in Columbia, S.C. Opponent: Obi Enechionya (5), Temple, Nov. 30, 2017, in New York City
Made 5 or more 3-point field goals:	South Carolina: Duane Notice (5), vs. Tennessee, Feb. 25, 2017, in Columbia, S.C. Opponent: Tyson Carter (5), Mississippi State, Feb. 11, 2017, in Starkville, Miss.
Attempted 8 or more 3-point field goals:	South Carolina: Frank Booker (8), at FIU, Nov. 27, 2017, in Miami Opponent: Luwane Pipkins (11), Carl Pierre (8), UMass, Dec. 2, 2017, in Columbia, S.C.
Made 10 or more free throws:	South Carolina: Chris Silva (10), vs. Illinois State, Nov. 16, 2017, in Myrtle Beach, S.C. Opponent: Milik Yarbrough (14), Illinois State, Nov. 16, 2017, in Myrtle Beach, S.C.
Attempted 15 or more free throws:	South Carolina: Sindarius Thornwell (16), at Ole Miss, March 4, 2017, in Oxford, Miss. Opponent: Milik Yarbrough (18), Illinois State, Nov. 16, 2017, in Myrtle Beach, S.C.
Played all 40 minutes of regulation:	South Carolina: Duane Notice, vs. Texas A&M, Feb. 21, 2015 in Columbia, S.C. Opponent: Frank Sullivan, Auburn, Jan. 12, 2013 in Columbia, S.C.
A player hit a last-second shot (within 3 seconds) to win a game:	South Carolina: PJ Dozier (Buzzer Beater), vs. Monmouth, Nov. 15, 2016, in Columbia, S.C. Opponent: JJ Frazier (Free Throws), Georgia, March 11, 2016 in Nashville, Tenn.
A player had a double-double:	South Carolina: Chris Silva (26 points, 10 rebounds), at FIU, Nov. 27, 2017, in Miami Opponent: Damion Moore (20 points, 10 rebounds), Temple, Nov. 30, 2017, in New York City
Two or more players had a double-double:	South Carolina: Michael Carrera (11 points, 10 rebounds), Sindarius Thornwell (18 points, 11 rebounds), at Georgia, Feb. 2, 2016, in Athens, Ga. Opponent: Sebastain Saiz (21 points, 15 rebounds), Justas Furmanavicius (12 points, 10 rebounds), Ole Miss, March 4, 2017, in Oxford, Miss.
A player had a triple-double:	South Carolina: Sam Muldrow (16 points, 14 rebounds, 10 blocks) vs. Vanderbilt, Jan. 8, 2011 in Columbia, S.C. *** Only second triple-double in South Carolina history (Chuck Eidson (25 points, 10 rebounds, 10 assists) vs. SC State, Nov. 29, 2002 in Columbia, S.C. Opponent: Daniel Hackett (Southern California - 22 points, 10 rebounds, 10 assists), Nov. 17, 2007 in Columbia, S.C.
Scored 30 or more points in back-to-back games:	South Carolina: Devan Downey, 30 vs. Kentucky, Jan. 26, 2010 in Columbia, S.C. 33 vs. Georgia, Jan. 30, 2010, in Columbia, S.C.
Scored 25 or more points in back-to-back games:	South Carolina: Sindarius Thornwell, 28 at Mississippi State, Feb. 11, 2017, in Starkville, Miss. 27 vs. Arkansas, Feb. 15, 2017 in Columbia, S.C.

A TEAM ...

Scored 100 or more points:	South Carolina: 103 vs. The Citadel, Nov. 12, 2007 in Columbia, S.C. Opponent: 107, Vanderbilt, Feb. 17, 1996 in Nashville, Tenn.
Scored 50 points or less:	South Carolina: 46, vs. Florida, March 4, 2014 in Columbia S.C. Opponent: 50, Baylor, March 24, 2017 in New York City
Scored 50 points in a half:	South Carolina: 50 (1st half), vs. UTER, Nov. 17, 2017, in Myrtle Beach, S.C. Opponent: 51 (2nd half), Duke, March 19, 2017, in Greenville, S.C.
Failed to score 25 points in a half:	South Carolina: 23 (1st half), vs. Illinois State, Nov. 16, 2017, in Myrtle Beach, S.C. Opponent: 24 (1st half), UTER, Nov. 17, 2017, in Myrtle Beach, S.C.

Collected 50 or more rebounds:	South Carolina: 52, vs. Alabama, Feb. 7, 2017, in Columbia, S.C. Opponent: 62, Alabama, Feb. 7, 2017, in Columbia, S.C.
Shot 60% or better from the field:	South Carolina: 60.0% (39-65), vs. High Point, March 15, 2016, in Columbia, S.C. Opponent: 69.6% (32-46) Missouri, Feb. 28, 2013, in Columbia, S.C.
Shot 50% or better from the field:	South Carolina: 50.9% (28-55), vs. UMass, Dec. 2, 2017, in Columbia, S.C. Opponent: 53.6% (30-56), Arkansas, Feb. 15, 2017, in Columbia, S.C.
Shot less than 30% from the field:	South Carolina: 29.5 % (18-61), vs. Illinois State, Nov. 16, 2017, in Myrtle Beach, S.C. Opponent: 19.2% (10-52), Michigan, Nov. 23, 2016, in Columbia, S.C.
Shot 50% or better from 3-point range (at least 10 attempts):	South Carolina: 57.7% (15-26), vs. Auburn, Jan. 24, 2017, in Columbia, S.C. Opponent: 50.0% (7-14), Arkansas, Feb. 15, 2017, in Columbia, S.C.
Shot 20% or less from 3-point range (at least 10 attempts):	South Carolina: 20.0% (3-15), vs. UMass, Dec. 2, 2017, in Columbia, S.C. Opponent: 7.7% (1-13), Tennessee, Feb. 25, 2017, in Columbia, S.C.
Dished 20 or more assists:	South Carolina: 22, at FIU, Nov. 27, 2017, in Miami. Opponent: 20, Mississippi State, Feb. 27, 2016, in Starkville, Miss.
Made 35 or more shots:	South Carolina: 35, vs. Marquette, March 17, 2017, in Greenville, S.C. Opponent: 35, vs. Tennessee, March 5, 2009, in Columbia, S.C.
Attempted 80 or more shots:	South Carolina: 88 vs. Alabama, Feb. 7, 2017, in Columbia, S.C. Opponent: 83, LSU, Feb. 10, 1996, in Columbia, S.C.
Attempted 70 or more shots:	South Carolina: 70, vs. Texas A&M, Jan. 7, 2017, in Columbia, S.C. Opponent: 71, Alabama, Feb. 7, 2017, in Columbia, S.C.
Made 10 or more 3-pointers:	South Carolina: 11, at Wofford, Nov. 10, 2017, in Spartanburg, S.C. Opponent: 12, UMass, Dec. 2, 2017, in Columbia, S.C.
Did not make a 3-pointer:	South Carolina: vs. Milwaukee, Nov. 11, 2012, in Columbia, S.C. Opponent: Florida, Jan. 18, 2017, in Columbia, S.C.
Attempted 30 or more 3-pointers:	South Carolina: 32, vs. Illinois State, Nov. 16, 2017, in Myrtle Beach, S.C. Opponent: 30, High Point, March 15, 2016, in Columbia, S.C.
Attempted 25 or more 3-pointers:	South Carolina: 32, vs. Illinois State, Nov. 16, 2017, in Myrtle Beach, S.C. Opponent: 26, UMass, Dec. 2, 2017, in Columbia, S.C.
Made 30 or more free throws:	South Carolina: 35, vs. Alabama, Feb. 7, 2017, in Columbia, S.C. Opponent: 30, Tennessee, Jan. 23, 2016, in Knoxville, Tenn.
Attempted 40 or more free throws:	South Carolina: 50, vs. Alabama, Feb. 7, 2017, in Columbia, S.C. Opponent: 42, Kentucky, March 1, 2014, in Columbia, S.C.
Swiped 15 or more steals:	South Carolina: 15 vs. Vanderbilt, Jan. 16, 2010, in Columbia, S.C. Opponent: 15, Monmouth, Nov. 15, 2016, in Columbia, S.C.
Blocked 12 or more shots:	South Carolina: 12, vs. Vanderbilt, Jan. 8, 2011, in Columbia, S.C. Opponent: 12, Mississippi State, Jan. 26, 2016, in Columbia, S.C.
Blocked 8 or more shots:	South Carolina: 8, at Georgia, Jan. 4, 2017, in Athens, Ga. Opponent: 8, Temple, Nov. 30, 2017, in New York City
Won by 30 or more points:	South Carolina: 42, vs. SC State, Nov. 18, 2016, in Columbia, S.C. Opponent: 34, Kentucky, Feb. 14, 2015, in Lexington, Ky.
Won by 20 or more points:	South Carolina: 24, vs. UTEP, Nov. 17, 2017, in Myrtle Beach, S.C. Opponent: 27, Kentucky, Feb. 13, 2016, in Columbia, S.C.
Played a single overtime game:	Win: 70-69, vs. Monmouth, Nov. 15, 2016, in Columbia, S.C. Loss: 62-54 at Georgia, Feb. 23, 2013, in Athens, Ga.
Played a double overtime game:	Win: 87-85 vs. WKU, Nov. 27, 2010, in Bowling Green, Ky. Loss: 98-88 vs. Louisville, Feb. 20, 1988, in Columbia, S.C.
South Carolina played a No. 1 Team in the country:	Win: 68-62 vs. Kentucky, Jan. 26, 2010, in Columbia, S.C. Loss: 77-43 loss at Kentucky, Feb. 14, 2015, in Lexington, Ky.
South Carolina played a top-5 opponent:	Win: 68-62 vs. No. 1/1 Kentucky, Jan. 26, 2010, in Columbia, S.C. Loss: 85-69 loss to No. 5/5 Kentucky, Jan. 21, 2017, in Lexington, Ky.
South Carolina played a top-10 opponent:	Win: 88-81 win vs. No. 7/7 Duke, March 19, 2017, in Greenville, S.C. Loss: 58-43 loss vs. Kentucky, Jan. 24, 2015, in Columbia, S.C.
South Carolina played a top-25 opponent:	Win: 77-70 vs. No. 20/17 Florida, March 26, 2017, in New York City Loss: 77-73 vs. No. 2/2 Gonzaga, April 1, 2017, in Phoenix, Ariz.
South Carolina defeated a ranked opponent:	Home: 57-53 win vs. No. 19/21 Florida, Jan. 18, 2017, in Columbia, S.C. Away: 77-73 win at No. 13/19 Vanderbilt, March 6, 2010, in Nashville, Tenn. Neutral: 77-70 vs. No. 20/17 Florida, March 26, 2017, in New York City SEC Home: 57-53 win vs. No. 19/21 Florida, Jan. 18, 2017, in Columbia, S.C. SEC Away: 81-78 win at No. 8/8 Texas A&M, Feb. 6, 2016, in College Station, Texas Non-conference away: 85-84 win at No. 19/20 Baylor, Jan. 2, 2009, in Waco, Texas
South Carolina defeated a top 10 opponent:	Home: 68-62 win vs. No. 1/1 Kentucky, Jan. 26, 2010, in Columbia, S.C. Away: 81-78 win at No. 8/8 Texas A&M, Feb. 6, 2016, in College Station, Texas Neutral: 88-81 win vs. No. 7/7 Duke, March 19, 2017, in Greenville, S.C.
A South Carolina win opened the season:	Home: 85-76 win vs. La Tech on Nov. 11, 2016, in Columbia, S.C. Away: 73-52 win at Wofford on Nov. 10, 2017, in Spartanburg, S.C. Neutral: 74-61 win vs. Chaminade, Nov. 19, 2001, in Maui, Hawaii (Maui Invite)
South Carolina opened SEC play:	Home: 79-68 win vs. Texas A&M, Jan. 7, 2017, in Columbia, S.C. Away: 67-61 win at Georgia, Jan. 4, 2017, in Athens, Ga.



2017-18 South Carolina Basketball South Carolina Combined Team Statistics (as of Dec 05, 2017) All games

RECORD:	OVERALL	HOME	AWAY	NEUTRAL
ALL GAMES	6-2	2-0	2-0	2-2
CONFERENCE	0-0	0-0	0-0	0-0
NON-CONFERENCE	6-2	2-0	2-0	2-2

##	Player	gp-gs	min	avg	Total		3-Point		F-Throw		Rebounds				pf	dq	a	to	blk	stl	pts	avg
					fg-fga	fg%	3fg-fga	3fg%	ft-fa	ft%	off	def	tot	avg								
30	SILVA, Chris	8-8	181	22.6	30-54	.556	2-5	.400	41-56	.732	20	41	61	7.6	29	1	10	25	11	7	103	12.9
21	KOTSAR, Maik	8-8	214	26.8	38-71	.535	3-9	.333	7-21	.333	18	20	38	4.8	25	1	15	12	3	16	86	10.8
10	MINAYA, Justin	8-8	228	28.5	28-67	.418	11-33	.333	17-24	.708	13	25	38	4.8	14	0	11	13	3	5	84	10.5
05	BOOKER, Frank	8-8	210	26.3	26-63	.413	19-50	.380	8-13	.615	1	17	18	2.3	9	0	11	11	2	8	79	9.9
02	GRAVETT, Hassani	8-8	212	26.5	24-58	.414	9-26	.346	16-25	.640	5	34	39	4.9	9	0	37	13	1	5	73	9.1
13	HAASE, Felipe	8-0	183	22.9	19-43	.442	7-19	.368	10-15	.667	7	35	42	5.3	14	0	5	13	2	7	55	6.9
15	MYERS, Wesley	8-0	123	15.4	16-39	.410	4-15	.267	7-9	.778	4	16	20	2.5	8	0	9	9	0	3	43	5.4
00	BEATTY, David	8-0	108	13.5	13-38	.342	5-18	.278	4-4	1.000	1	4	5	0.6	14	1	9	4	1	3	35	4.4
01	HOLDEN, Kory	8-0	76	9.5	9-24	.375	2-8	.250	5-9	.556	2	4	6	0.8	12	0	12	11	0	0	25	3.1
33	CUDD, Jason	5-0	19	3.8	0-1	.000	0-0	.000	4-4	1.000	1	3	4	0.8	4	0	1	2	0	0	4	0.8
14	FAMOUKE DOUMBIA,	5-0	13	2.6	1-2	.500	0-0	.000	0-0	.000	0	2	2	0.4	3	0	0	0	0	0	2	0.4
25	SCHMITT, Christian	2-0	4	2.0	0-1	.000	0-1	.000	0-0	.000	0	0	0	0.0	0	0	0	0	0	0	0	0.0
12	GUEYE, Khadim	5-0	28	5.6	0-0	.000	0-0	.000	0-0	.000	3	2	5	1.0	6	0	0	4	0	0	0	0.0
20	CORCHIANI, Tommy	1-0	1	1.0	0-0	.000	0-0	.000	0-0	.000	0	0	0	0.0	0	0	0	0	0	0	0	0.0
Team											21	10	31					4				
Total.....		8	1600		204-461	.443	62-184	.337	119-180	.661	96	213	309	38.6	147	3	120	121	23	54	589	73.6
Opponents.....		8	1600		174-418	.416	49-150	.327	113-168	.673	61	186	247	30.9	167	7	85	131	29	63	510	63.8

TEAM STATISTICS	SC	OPP
SCORING	589	510
Points per game	73.6	63.8
Scoring margin	+9.9	-
FIELD GOALS-ATT	204-461	174-418
Field goal pct	.443	.416
3 POINT FG-ATT	62-184	49-150
3-point FG pct	.337	.327
3-pt FG made per game	7.8	6.1
FREE THROWS-ATT	119-180	113-168
Free throw pct	.661	.673
F-Throws made per game	14.9	14.1
REBOUNDS	309	247
Rebounds per game	38.6	30.9
Rebounding margin	+7.8	-
ASSISTS	120	85
Assists per game	15.0	10.6
TURNOVERS	121	131
Turnovers per game	15.1	16.4
Turnover margin	+1.3	-
Assist/turnover ratio	1.0	0.6
STEALS	54	63
Steals per game	6.8	7.9
BLOCKS	23	29
Blocks per game	2.9	3.6
ATTENDANCE	22968	14622
Home games-Avg/Game	2-11484	2-2368
Neutral site-Avg/Game	-	4-2472

Date	Opponent		Score	Att.
11/10/17	at Wofford	w	73-52	3400
! 11/13/17	WESTERN MICHIGAN	w	78-60	12136
& 11/16/17	vs Illinois State	L	65-69	700
& 11/17/17	vs UTEP	w	80-56	987
& 11/19/17	vs Western Michigan	w	79-66	2119
11/27/17	at FIU	w	78-61	1335
% 11/30/17	vs TEMPLE	L	60-76	6081
12/2/17	UMASS	w	76-70	10832

* = Conference game

! = unbracketed game of the Puerto Rico Tip-Off at Myrtle Beach (Columbia, S.C.)

& = Puerto Rico Tip-Off at Myrtle Beach (Myrtle Beach, S.C.)

% = Under Armour Reunion (New York, N.Y.)

Score by Periods	1st	2nd	Totals
South Carolina	278	311	589
Opponents	252	258	510



2017-18 South Carolina Basketball
South Carolina Team Game-by-Game Comparison (as of Dec 05, 2017)
All games

Opponent	1st	2nd	Score	Mar	Total FG	FG Pct	3-Pointers	3FG Pct	Free Throws	FT Pct	Rebounds	Assist	T/Over	Block	Steal	Fouls
Wofford	33/24	40/28	73-52	+21	25-54/17-49	.463/.347	11-23/6-19	.478/.316	12-16/12-16	.750/.750	40/28 +12	17/7	14/13	3/0	5/3	17/16
WESTERN MICHIGAN	38/29	40/31	78-60	+18	26-57/21-58	.456/.362	9-23/5-21	.391/.238	17-28/13-25	.607/.520	46/32 +14	12/12	14/11	3/6	4/10	18/24
Illinois State	23/32	42/37	65-69	(4)	18-61/18-50	.295/.360	9-32/5-16	.281/.313	20-30/28-39	.667/.718	45/42 +3	14/13	13/14	4/2	3/8	32/20
UTEP	50/24	30/32	80-56	+24	27-58/19-45	.466/.422	8-24/5-13	.333/.385	18-23/13-20	.783/.650	36/27 +9	19/12	17/23	2/6	8/8	20/24
Western Michigan	35/34	44/32	79-66	+13	26-57/21-44	.456/.477	8-24/8-21	.333/.381	19-30/16-21	.633/.762	33/30 +3	13/9	12/22	3/1	8/9	19/24
FIU	38/36	40/25	78-61	+17	32-61/22-53	.525/.415	8-22/4-17	.364/.235	6-12/13-21	.500/.619	40/25 +15	22/8	19/17	3/6	8/10	15/18
TEMPLE	27/38	33/38	60-76	(16)	22-58/29-60	.379/.483	6-21/4-17	.286/.235	10-12/14-21	.833/.667	33/37 (4)	9/11	17/14	4/8	7/12	14/13
UMASS	34/35	42/35	76-70	+6	28-55/27-59	.509/.458	3-15/12-26	.200/.462	17-29/4-5	.586/.800	36/26 +10	14/13	15/17	1/0	11/3	12/28

Note: Game totals are displayed in the format TEAM/OPPONENT for each category



2017-18 South Carolina Basketball
South Carolina Category Leaders (as of Dec 05, 2017)
All games

Points	G	Pts	Pts/G
SILVA, Chris	8	103	12.9
KOTSAR, Maik	8	86	10.8
MINAYA, Justin	8	84	10.5
BOOKER, Frank	8	79	9.9
GRAVETT, Hassani	8	73	9.1
HAASE, Felipe	8	55	6.9
MYERS, Wesley	8	43	5.4
BEATTY, David	8	35	4.4
HOLDEN, Kory	8	25	3.1
CUDD, Jason	5	4	0.8
FAMOUKE DOUMBIA, I.	5	2	0.4

Scoring Average	G	Pts	Avg/G
SILVA, Chris	8	103	12.9
KOTSAR, Maik	8	86	10.8
MINAYA, Justin	8	84	10.5
BOOKER, Frank	8	79	9.9
GRAVETT, Hassani	8	73	9.1
HAASE, Felipe	8	55	6.9
MYERS, Wesley	8	43	5.4
BEATTY, David	8	35	4.4
HOLDEN, Kory	8	25	3.1
CUDD, Jason	5	4	0.8
FAMOUKE DOUMBIA, I.	5	2	0.4
CORCHIANI, Tommy	1	0	0.0
SCHMITT, Christian	2	0	0.0
GUEYE, Khadim	5	0	0.0

FG Percentage	FG	Att	Pct
SILVA, Chris	30	54	.556
KOTSAR, Maik	38	71	.535
FAMOUKE DOUMBIA, I.	1	2	.500
HAASE, Felipe	19	43	.442
MINAYA, Justin	28	67	.418
GRAVETT, Hassani	24	58	.414
BOOKER, Frank	26	63	.413
MYERS, Wesley	16	39	.410
HOLDEN, Kory	9	24	.375
BEATTY, David	13	38	.342
CUDD, Jason	0	1	.000
SCHMITT, Christian	0	1	.000

Field Goal Attempts	G	Att	Att/G
KOTSAR, Maik	8	71	8.9
MINAYA, Justin	8	67	8.4
BOOKER, Frank	8	63	7.9
GRAVETT, Hassani	8	58	7.3
SILVA, Chris	8	54	6.8

Field Goals Made	G	Made	Made/G
KOTSAR, Maik	8	38	4.8
SILVA, Chris	8	30	3.8
MINAYA, Justin	8	28	3.5
BOOKER, Frank	8	26	3.3
GRAVETT, Hassani	8	24	3.0

3-Point Percentage	3FG	Att	Pct
SILVA, Chris	2	5	.400
BOOKER, Frank	19	50	.380
HAASE, Felipe	7	19	.368
GRAVETT, Hassani	9	26	.346
MINAYA, Justin	11	33	.333
KOTSAR, Maik	3	9	.333
BEATTY, David	5	18	.278
MYERS, Wesley	4	15	.267
HOLDEN, Kory	2	8	.250
SCHMITT, Christian	0	1	.000

3-Point FG Attempts	G	Att	Att/G
BOOKER, Frank	8	50	6.3
MINAYA, Justin	8	33	4.1
GRAVETT, Hassani	8	26	3.3
HAASE, Felipe	8	19	2.4
BEATTY, David	8	18	2.3

3-Point FG Made	G	Made	Made/G
BOOKER, Frank	8	19	2.4
MINAYA, Justin	8	11	1.4
GRAVETT, Hassani	8	9	1.1
HAASE, Felipe	8	7	0.9
BEATTY, David	8	5	0.6

Free Throw Percent	FG	Att	Pct
BEATTY, David	4	4	1.000
CUDD, Jason	4	4	1.000
MYERS, Wesley	7	9	.778
SILVA, Chris	41	56	.732
MINAYA, Justin	17	24	.708
HAASE, Felipe	10	15	.667
GRAVETT, Hassani	16	25	.640
BOOKER, Frank	8	13	.615
HOLDEN, Kory	5	9	.556
KOTSAR, Maik	7	21	.333

Free Throw Attempts	G	Att	Att/G
SILVA, Chris	8	56	7.0
GRAVETT, Hassani	8	25	3.1
MINAYA, Justin	8	24	3.0
KOTSAR, Maik	8	21	2.6
HAASE, Felipe	8	15	1.9

Free Throws Made	G	Made	Made/G
SILVA, Chris	8	41	5.1
MINAYA, Justin	8	17	2.1
GRAVETT, Hassani	8	16	2.0
HAASE, Felipe	8	10	1.3
BOOKER, Frank	8	8	1.0



2017-18 South Carolina Basketball
South Carolina Category Leaders (as of Dec 05, 2017)
All games

Rebounds	G	Reb	Reb/G
SILVA, Chris	8	61	7.6
HAASE, Felipe	8	42	5.3
GRAVETT, Hassani	8	39	4.9
KOTSAR, Maik	8	38	4.8
MINAYA, Justin	8	38	4.8

Rebound Average	G	Reb	Avg/G
SILVA, Chris	8	61	7.6
HAASE, Felipe	8	42	5.3
GRAVETT, Hassani	8	39	4.9
MINAYA, Justin	8	38	4.8
KOTSAR, Maik	8	38	4.8

Offensive Rebounds	G	No.	Avg/G
SILVA, Chris	8	20	2.5
KOTSAR, Maik	8	18	2.3
MINAYA, Justin	8	13	1.6
HAASE, Felipe	8	7	0.9
GRAVETT, Hassani	8	5	0.6

Defensive Rebounds	G	No.	Avg/G
SILVA, Chris	8	41	5.1
HAASE, Felipe	8	35	4.4
GRAVETT, Hassani	8	34	4.3
MINAYA, Justin	8	25	3.1
KOTSAR, Maik	8	20	2.5

Fouls	G	No.	Per/G
SILVA, Chris	8	29	3.6
KOTSAR, Maik	8	25	3.1
HAASE, Felipe	8	14	1.8
BEATTY, David	8	14	1.8
MINAYA, Justin	8	14	1.8

Foulsouts	G	No.
SILVA, Chris	8	1
BEATTY, David	8	1
KOTSAR, Maik	8	1

Assists	G	No.	Ast/G
GRAVETT, Hassani	8	37	4.6
KOTSAR, Maik	8	15	1.9
HOLDEN, Kory	8	12	1.5
BOOKER, Frank	8	11	1.4
MINAYA, Justin	8	11	1.4

Steals	G	No.	Stl/G
KOTSAR, Maik	8	16	2.0
BOOKER, Frank	8	8	1.0
HAASE, Felipe	8	7	0.9
SILVA, Chris	8	7	0.9
MINAYA, Justin	8	5	0.6
GRAVETT, Hassani	8	5	0.6

Blocked Shots	G	No.	Blk/G
SILVA, Chris	8	11	1.4
MINAYA, Justin	8	3	0.4
KOTSAR, Maik	8	3	0.4
HAASE, Felipe	8	2	0.3
BOOKER, Frank	8	2	0.3

Minutes	G	No.	Min/G
MINAYA, Justin	8	228	28.5
KOTSAR, Maik	8	214	26.8
GRAVETT, Hassani	8	212	26.5
BOOKER, Frank	8	210	26.3
HAASE, Felipe	8	183	22.9

Turnovers	G	No.	TO/G
SILVA, Chris	8	25	3.1
MINAYA, Justin	8	13	1.6
HAASE, Felipe	8	13	1.6
GRAVETT, Hassani	8	13	1.6
KOTSAR, Maik	8	12	1.5



2017-18 South Carolina Basketball
South Carolina Team High/Low Analysis (as of Dec 05, 2017)
All games

South Carolina - TEAM GAME HIGHS

POINTS	80	vs UTEP (11/17/17)
	79	vs Western Michigan (11/19/17)
	78	at FIU (11/27/17)
	78	WESTERN MICHIGAN (11/13/17)
	76	UMASS (12/2/17)
FIELD GOALS MADE	32	at FIU (11/27/17)
	28	UMASS (12/2/17)
FIELD GOAL ATTEMPTS	61	at FIU (11/27/17)
	61	vs Illinois State (11/16/17)
FIELD GOAL PERCENTAGE	.525 (32-61)	at FIU (11/27/17)
	.509 (28-55)	UMASS (12/2/17)
3 PT FIELD GOALS MADE	11	at Wofford (11/10/17)
	9	vs Illinois State (11/16/17)
	9	WESTERN MICHIGAN (11/13/17)
3 PT FG ATTEMPTS	32	vs Illinois State (11/16/17)
	24	vs Western Michigan (11/19/17)
	24	vs UTEP (11/17/17)
3 PT FG PERCENTAGE	.478 (11-23)	at Wofford (11/10/17)
	.391 (9-23)	WESTERN MICHIGAN (11/13/17)
FREE THROWS MADE	20	vs Illinois State (11/16/17)
	19	vs Western Michigan (11/19/17)
FREE THROW ATTEMPTS	30	vs Western Michigan (11/19/17)
	30	vs Illinois State (11/16/17)
FREE THROW PERCENTAGE	.833 (10-12)	vs TEMPLE (11/30/17)
	.783 (18-23)	vs UTEP (11/17/17)
REBOUNDS	46	WESTERN MICHIGAN (11/13/17)
	45	vs Illinois State (11/16/17)
ASSISTS	22	at FIU (11/27/17)
	19	vs UTEP (11/17/17)
STEALS	11	UMASS (12/2/17)
	8	at FIU (11/27/17)
	8	vs Western Michigan (11/19/17)
	8	vs UTEP (11/17/17)
BLOCKED SHOTS	4	vs TEMPLE (11/30/17)
	4	vs Illinois State (11/16/17)
TURNOVERS	19	at FIU (11/27/17)
	17	vs TEMPLE (11/30/17)
	17	vs UTEP (11/17/17)
FOULS	32	vs Illinois State (11/16/17)
	20	vs UTEP (11/17/17)



2017-18 South Carolina Basketball
South Carolina High/Low Analysis (as of Dec 05, 2017)
All games

Opponent - GAME HIGHS

POINTS	76	vs TEMPLE (11/30/17)
	70	UMASS (12/2/17)
	69	vs Illinois State (11/16/17)
	66	vs Western Michigan (11/19/17)
	61	at FIU (11/27/17)
FIELD GOALS MADE	29	vs TEMPLE (11/30/17)
	27	UMASS (12/2/17)
FIELD GOAL ATTEMPTS	60	vs TEMPLE (11/30/17)
	59	UMASS (12/2/17)
FIELD GOAL PERCENTAGE	.483 (29-60)	vs TEMPLE (11/30/17)
	.477 (21-44)	vs Western Michigan (11/19/17)
3 PT FIELD GOALS MADE	12	UMASS (12/2/17)
	8	vs Western Michigan (11/19/17)
3 PT FG ATTEMPTS	26	UMASS (12/2/17)
	21	vs Western Michigan (11/19/17)
	21	WESTERN MICHIGAN (11/13/17)
3 PT FG PERCENTAGE	.462 (12-26)	UMASS (12/2/17)
	.385 (5-13)	vs UTEP (11/17/17)
FREE THROWS MADE	28	vs Illinois State (11/16/17)
	16	vs Western Michigan (11/19/17)
FREE THROW ATTEMPTS	39	vs Illinois State (11/16/17)
	25	WESTERN MICHIGAN (11/13/17)
FREE THROW PERCENTAGE	.800 (4-5)	UMASS (12/2/17)
	.762 (16-21)	vs Western Michigan (11/19/17)
REBOUNDS	42	vs Illinois State (11/16/17)
	37	vs TEMPLE (11/30/17)
ASSISTS	13	UMASS (12/2/17)
	13	vs Illinois State (11/16/17)
STEALS	12	vs TEMPLE (11/30/17)
	10	at FIU (11/27/17)
	10	WESTERN MICHIGAN (11/13/17)
BLOCKED SHOTS	8	vs TEMPLE (11/30/17)
	6	at FIU (11/27/17)
	6	vs UTEP (11/17/17)
	6	WESTERN MICHIGAN (11/13/17)
TURNOVERS	23	vs UTEP (11/17/17)
	22	vs Western Michigan (11/19/17)
FOULS	28	UMASS (12/2/17)
	24	vs Western Michigan (11/19/17)
	24	vs UTEP (11/17/17)
	24	WESTERN MICHIGAN (11/13/17)



2017-18 South Carolina Basketball
South Carolina High/Low Analysis (as of Dec 05, 2017)
All games

South Carolina - GAME LOWS

POINTS	60	vs TEMPLE (11/30/17)
	65	vs Illinois State (11/16/17)
	73	at Wofford (11/10/17)
	76	UMASS (12/2/17)
	78	WESTERN MICHIGAN (11/13/17)
	78	at FIU (11/27/17)
FIELD GOALS MADE	18	vs Illinois State (11/16/17)
	22	vs TEMPLE (11/30/17)
FIELD GOAL ATTEMPTS	54	at Wofford (11/10/17)
	55	UMASS (12/2/17)
FIELD GOAL PERCENTAGE	.295 (18-61)	vs Illinois State (11/16/17)
	.379 (22-58)	vs TEMPLE (11/30/17)
3 PT FIELD GOALS MADE	3	UMASS (12/2/17)
	6	vs TEMPLE (11/30/17)
3 PT FG ATTEMPTS	15	UMASS (12/2/17)
	21	vs TEMPLE (11/30/17)
3 PT FG PERCENTAGE	.200 (3-15)	UMASS (12/2/17)
	.281 (9-32)	vs Illinois State (11/16/17)
FREE THROWS MADE	6	at FIU (11/27/17)
	10	vs TEMPLE (11/30/17)
FREE THROW ATTEMPTS	12	at FIU (11/27/17)
	12	vs TEMPLE (11/30/17)
FREE THROW PERCENTAGE	.500 (6-12)	at FIU (11/27/17)
	.586 (17-29)	UMASS (12/2/17)
REBOUNDS	33	vs Western Michigan (11/19/17)
	33	vs TEMPLE (11/30/17)
ASSISTS	9	vs TEMPLE (11/30/17)
	12	WESTERN MICHIGAN (11/13/17)
STEALS	3	vs Illinois State (11/16/17)
	4	WESTERN MICHIGAN (11/13/17)
BLOCKED SHOTS	1	UMASS (12/2/17)
	2	vs UTEP (11/17/17)
TURNOVERS	12	vs Western Michigan (11/19/17)
	13	vs Illinois State (11/16/17)
FOULS	12	UMASS (12/2/17)
	14	vs TEMPLE (11/30/17)



2017-18 South Carolina Basketball
South Carolina High/Low Analysis (as of Dec 05, 2017)
All games

Opponent - GAME LOWS

POINTS	52	at Wofford (11/10/17)
	56	vs UTEP (11/17/17)
	60	WESTERN MICHIGAN (11/13/17)
	61	at FIU (11/27/17)
	66	vs Western Michigan (11/19/17)
FIELD GOALS MADE	17	at Wofford (11/10/17)
	18	vs Illinois State (11/16/17)
FIELD GOAL ATTEMPTS	44	vs Western Michigan (11/19/17)
	45	vs UTEP (11/17/17)
FIELD GOAL PERCENTAGE	.347 (17-49)	at Wofford (11/10/17)
	.360 (18-50)	vs Illinois State (11/16/17)
3 PT FIELD GOALS MADE	4	at FIU (11/27/17)
	4	vs TEMPLE (11/30/17)
3 PT FG ATTEMPTS	13	vs UTEP (11/17/17)
	16	vs Illinois State (11/16/17)
3 PT FG PERCENTAGE	.235 (4-17)	at FIU (11/27/17)
	.235 (4-17)	vs TEMPLE (11/30/17)
FREE THROWS MADE	4	UMASS (12/2/17)
	12	at Wofford (11/10/17)
FREE THROW ATTEMPTS	5	UMASS (12/2/17)
	16	at Wofford (11/10/17)
FREE THROW PERCENTAGE	.520 (13-25)	WESTERN MICHIGAN (11/13/17)
	.619 (13-21)	at FIU (11/27/17)
REBOUNDS	25	at FIU (11/27/17)
	26	UMASS (12/2/17)
ASSISTS	7	at Wofford (11/10/17)
	8	at FIU (11/27/17)
STEALS	3	at Wofford (11/10/17)
	3	UMASS (12/2/17)
BLOCKED SHOTS	0	at Wofford (11/10/17)
	0	UMASS (12/2/17)
TURNOVERS	11	WESTERN MICHIGAN (11/13/17)
	13	at Wofford (11/10/17)
FOULS	13	vs TEMPLE (11/30/17)
	16	at Wofford (11/10/17)



2017-18 South Carolina Basketball
South Carolina Player High/Low Analysis (as of Dec 05, 2017)
All games

South Carolina - I N D I V I D U A L G A M E H I G H S

Points	26	SILVA, Chris at FIU (11/27/17)
	17	MINAYA, Justin vs UMass (12/2/17)
	16	KOTSAR, Maik at FIU (11/27/17)
	15	SILVA, Chris vs UTEP (11/17/17)
	15	GRAVETT, Hassani vs Western Michigan (11/13/17)
Field Goals Made	10	SILVA, Chris at FIU (11/27/17)
	8	KOTSAR, Maik at FIU (11/27/17)
Field Goal Att.	13	SILVA, Chris at FIU (11/27/17)
	13	KOTSAR, Maik at FIU (11/27/17)
	13	GRAVETT, Hassani vs Illinois State (11/16/17)
FG Pct (min 5 made)	.857 (6-7)	SILVA, Chris vs UMass (12/2/17)
	.769 (10-13)	SILVA, Chris at FIU (11/27/17)
3-Point FG Made	4	BOOKER, Frank at FIU (11/27/17)
	3	MINAYA, Justin at FIU (11/27/17)
	3	BOOKER, Frank vs Western Michigan (11/19/17)
	3	MINAYA, Justin vs UTEP (11/17/17)
	3	BOOKER, Frank vs Illinois State (11/16/17)
	3	GRAVETT, Hassani vs Western Michigan (11/13/17)
	3	BOOKER, Frank vs Western Michigan (11/13/17)
	3	BOOKER, Frank at Wofford (11/10/17)
3-Point FG Att.	10	GRAVETT, Hassani vs Illinois State (11/16/17)
	10	BOOKER, Frank vs Illinois State (11/16/17)
3-Pt FG Pct (min 2 made)	1.000 (3-3)	GRAVETT, Hassani vs Western Michigan (11/13/17)
	1.000 (2-2)	KOTSAR, Maik vs TEMPLE (11/30/17)
Free Throws Made	10	SILVA, Chris vs Illinois State (11/16/17)
	8	SILVA, Chris vs UTEP (11/17/17)
Free Throw Att.	14	SILVA, Chris vs Illinois State (11/16/17)
	10	SILVA, Chris at FIU (11/27/17)
FT Pct (min 3 made)	1.000 (4-4)	MINAYA, Justin vs TEMPLE (11/30/17)
	1.000 (4-4)	GRAVETT, Hassani vs Western Michigan (11/13/17)
Rebounds	10	HAASE, Felipe vs UMass (12/2/17)
	10	SILVA, Chris at FIU (11/27/17)
	10	GRAVETT, Hassani at FIU (11/27/17)
	10	SILVA, Chris vs Western Michigan (11/13/17)
	10	SILVA, Chris at Wofford (11/10/17)
Assists	9	GRAVETT, Hassani vs UTEP (11/17/17)
	7	GRAVETT, Hassani at FIU (11/27/17)
Steals	3	KOTSAR, Maik vs UMass (12/2/17)
	3	GRAVETT, Hassani vs UMass (12/2/17)
	3	BOOKER, Frank at FIU (11/27/17)
	3	KOTSAR, Maik at FIU (11/27/17)
Blocked Shots	3	SILVA, Chris vs Illinois State (11/16/17)
	2	SILVA, Chris vs TEMPLE (11/30/17)
	2	MINAYA, Justin vs Western Michigan (11/19/17)
	2	SILVA, Chris vs UTEP (11/17/17)
	2	SILVA, Chris at Wofford (11/10/17)
Turnovers	6	SILVA, Chris vs TEMPLE (11/30/17)
	5	HAASE, Felipe at FIU (11/27/17)
	5	SILVA, Chris at Wofford (11/10/17)
Fouls	5	KOTSAR, Maik vs Illinois State (11/16/17)
	5	SILVA, Chris vs Illinois State (11/16/17)
	5	BEATTY, David vs Illinois State (11/16/17)
Minutes	36	MINAYA, Justin at FIU (11/27/17)

34	BOOKER, Frank at FIU (11/27/17)
33	MINAYA, Justin vs UMass (12/2/17)
33	KOTSAR, Maik at FIU (11/27/17)
33	MINAYA, Justin vs Western Michigan (11/19/17)
33	GRAVETT, Hassani vs Illinois State (11/16/17)



2017-18 South Carolina Basketball
South Carolina Opponent High/Low Analysis (as of Dec 05, 2017)
All games

OPPONENT INDIVIDUAL GAME HIGHS

Points	25	PIPKINS, Luwane vs UMass (12/2/17)
	24	ROSE,QUINTON vs TEMPLE (11/30/17)
	23	WILDER, Thomas vs Western Michigan (11/13/17)
	21	LOCKETT, Eric at FIU (11/27/17)
	20	MOORE,DAMION vs TEMPLE (11/30/17)
Field Goals Made	10	PIPKINS, Luwane vs UMass (12/2/17)
	10	ROSE,QUINTON vs TEMPLE (11/30/17)
Field Goal Att.	20	PIPKINS, Luwane vs UMass (12/2/17)
	18	LOCKETT, Eric at FIU (11/27/17)
FG Pct (min 5 made)	.769 (10-13)	ROSE,QUINTON vs TEMPLE (11/30/17)
	.750 (6-8)	ENECHIONYIA,OBI vs TEMPLE (11/30/17)
3-Point FG Made	4	PIERRE, Carl vs UMass (12/2/17)
	4	PIPKINS, Luwane vs UMass (12/2/17)
	4	MOORE, Bryce vs Western Michigan (11/19/17)
3-Point FG Att.	11	PIPKINS, Luwane vs UMass (12/2/17)
	9	MOORE, Bryce vs Western Michigan (11/19/17)
	9	Fletcher Magee at Wofford (11/10/17)
3-Pt FG Pct (min 2 made)	1.000 (2-2)	Matthew Pegram at Wofford (11/10/17)
	.667 (2-3)	ROSE,QUINTON vs TEMPLE (11/30/17)
	.667 (2-3)	FLOWERS, Michael vs Western Michigan (11/19/17)
Free Throws Made	14	Yarbrough, Milik vs Illinois State (11/16/17)
	8	Evans, Keyshawn vs Illinois State (11/16/17)
Free Throw Att.	17	Yarbrough, Milik vs Illinois State (11/16/17)
	11	Evans, Keyshawn vs Illinois State (11/16/17)
FT Pct (min 3 made)	1.000 (4-4)	Matthew Pegram at Wofford (11/10/17)
	1.000 (3-3)	ENECHIONYIA,OBI vs TEMPLE (11/30/17)
Rebounds	10	MOORE,DAMION vs TEMPLE (11/30/17)
	10	Fayne, Phil vs Illinois State (11/16/17)
Assists	8	ANDERSON, C.J. vs UMass (12/2/17)
	6	Yarbrough, Milik vs Illinois State (11/16/17)
Steals	6	WILDER, Thomas vs Western Michigan (11/13/17)
	3	ENECHIONYIA,OBI vs TEMPLE (11/30/17)
	3	ALSTON,JR, SHIZZ vs TEMPLE (11/30/17)
	3	LOCKETT, Eric at FIU (11/27/17)
	3	WILDER, Thomas vs Western Michigan (11/19/17)
	3	MOORE, Bryce vs Western Michigan (11/19/17)
	3	GILYARD, Evan vs UTEP (11/17/17)
	3	Williams, Madison vs Illinois State (11/16/17)
	3	MOORE, Bryce vs Western Michigan (11/13/17)
Blocked Shots	6	ENECHIONYIA,OBI vs TEMPLE (11/30/17)
	4	WADE, Trey vs UTEP (11/17/17)
Turnovers	10	WILDER, Thomas vs Western Michigan (11/19/17)
	6	Yarbrough, Milik vs Illinois State (11/16/17)
Fouls	5	MILLER, Rayshawn vs UMass (12/2/17)
	5	HOLLOWAY, Rashaan vs UMass (12/2/17)
	5	SMITH, Tirus vs UTEP (11/17/17)
	5	Bruninga, Taylor vs Illinois State (11/16/17)
	5	JOHNSON, Brandon vs Western Michigan (11/13/17)
	5	IKONGSHUL, Adida vs Western Michigan (11/13/17)
	5	DAVIS, Josh vs Western Michigan (11/13/17)