



# 2015-16 Women's Basketball SOUTH CAROLINA

Assoc. Media Relations Director: Diana Koval | Office: 803.777.7977 | Cell: 314.369.6050 | Email: dkoval@mailbox.sc.edu | Twitter: @DianaKovalSID  
Website: www.GamecocksOnline.com | Twitter: @GamecockWBB | Instagram: @GamecockWBB | Facebook: @GamecockWBB

Game 25

Feb. 15, 2016 • 7 p.m. • Knoxville, Tenn. • Thompson-Boling Arena (21,678)

**South Carolina Gamecocks**  
23-1, 11-0 SEC



vs.



**Tennessee Lady Vols**  
15-9, 6-5 SEC

**Ranking:** 2/2 (AP/Coaches)

**Head Coach:** Dawn Staley

**Record at South Carolina:** 178-75 (8th)

**Career Record:** 350-155 (16th)

**Top Scorer:** A'ja Wilson (16.4)

**Top Rebounder:** Alaina Coates (10.0)

**Ranking:** 25/-

**Head Coach:** Holly Warlick

**Record at UT:** 101-29 (4th)

**Career Record:** Same

**Top Scorer:** Diamond DeShields (13.6)

**Top Rebounder:** Mercedes Russell (8.8)

## Schedule/Results

Nov. 13	#6/10 Ohio State (SECN+)	W, 88-80
Nov. 15	UNCG (SECN+)	W, 92-44
Nov. 18	at Clemson (ESPN3)	W, 67-41
Nov. 22	at UCLA (Pac-12 Network)	W, 68-65

*Waikiki Beach Marriott  
Rainbow Wahine Showdown*

Nov. 27	vs. #16/18 Arizona State	W, 60-58
Nov. 28	vs. CSU Bakersfield	W, 90-71
Nov. 29	at Hawaii	W, 67-51

Dec. 6	#14/13 Duke (ESPN2)	W, 66-55
Dec. 13	Winthrop (SECN)	W, 86-37
Dec. 16	Hampton (SECN+)	W, 86-48

*CresCom Bank Carolinas College Women's Challenge*

Dec. 20	vs. East Carolina	W, 88-57
---------	-------------------	----------

Dec. 22	Elon (SECN+)	W, 78-63
Jan. 3	Arkansas* (ESPNU)	W, 85-32
Jan. 7	at Vanderbilt* (SECN^)	W, 71-61
Jan. 10	#20/- Missouri* (SECN)	W, 83-58
Jan. 14	at #9/9 Kentucky* (SECN)	W, 73-62
Jan. 17	#15/11 Texas A&M* (ESPN2)	W, 59-58
Jan. 21	at Auburn* (SECN+)	W, 74-58
Jan. 24	at #10/10 Miss. State* (ESPN2)	W, 51-57
Jan. 28	Ole Miss* (SECN+)	W, 81-62
Jan. 31	at #10/10 Texas A&M* (ESPN2)	W, 70-63
Feb. 4	#18/18 Kentucky* (SECN)	W, 78-68
Feb. 8	#1/1 Connecticut (ESPN2)	L, 54-66
Feb. 11	#16/19 Florida* (SECN+)	W, 86-71
Feb. 15	at #25/-Tennessee* (ESPN2)	7 p.m.
Feb. 18	Georgia* (SECN+)	7 p.m.
Feb. 22	at Alabama* (SECN)	7 p.m.
Feb. 25	at Ole Miss* (SECN^)	9 p.m.
Feb. 28	LSU* (ESPN2/UT)	TBA

*SEC Tournament (Jacksonville, Fla.)*

Mar. 2	First Round	TBA
Mar. 3	Second Round	TBA
Mar. 4	Quarterfinals	TBA
Mar. 5	Semifinals	TBA
Mar. 6	Final	TBA

All Times Listed as Eastern and are subject to change  
< indicates game played in Myrtle Beach, S.C.  
\* indicates SEC Game

## Game Information

**Tickets:** \$15-20 Reserved, \$10 General Admission  
**Live Stats:** UTSports.com

**Broadcast:** ESPN2 (Beth Mowins, play-by-play; Stephanie White, analyst)  
**Radio:** 107.5 The Game (Brad Muller)

## Series History

South Carolina Record	4-45
In Knoxville	1-21
In Columbia	2-19
At Neutral Site	1-5
Staley Era	3-8
First Meeting	UT, 62-54, Jan. 15, 1979
Current Streak	Won 2

Last Five Meetings:		
Date	Result	Location
3/8/15	W, 62-46	N. Little Rock, Ark.
2/23/15	W, 71-66	Columbia
3/2/14	L, 61-73	Knoxville
1/3/13	L, 53-73	Columbia
3/3/12	L, 58-74	Nashville, Tenn.












## Game Notables

- As with most SEC programs, Tennessee has dominated the overall series with South Carolina, but the Gamecocks have recorded three wins in the last five seasons, including both meetings in 2014-15. That sweep marked just the eighth time the Lady Vols had lost back-to-back meetings with an SEC foe. The same team has defeated Tennessee in at least three straight meetings just three times – none since the 1986-87 season.
- South Carolina has been ranked in the AP top five for 37 straight weeks. Since 2014, only UConn (53) and Notre Dame (49) have been in the AP top five more times. (Does not include rankings to be released 2/15.)
- With Thursday's win over Florida, the Gamecocks tied the school record of 10 wins against ranked opponents in a season. Seven of those 10 wins have come in SEC play, and four of them have been against top-10 foes.
- In the last five games, South Carolina has assisted on 62.8 percent of its made field goals. The season percentage has been steadily on the rise, currently standing at 54.9 percent, including 59.8 percent in SEC play.
- South Carolina was one of two programs to land three entries on the Naismith Trophy Midseason Watch List, announced last week. Alaina Coates, Tiffany Mitchell and A'ja Wilson were all named by the organization. Mitchell and Wilson are also on the Wooden Award and USBWA Ann Meyers Drysdale Award midseason lists.
- For the second-straight season, senior guard Tiffany Mitchell was named to the CoSIDA Academic All-District 4 First Team. The retail management major has been on the University President's List, which recognizes students with a 4.0 GPA, each of the last two semesters.
- South Carolina's starting frontcourt of A'ja Wilson and Alaina Coates quite literally impact the almost every minute they are on the court. Wilson records at point or rebound for every 1.04 minutes she is in the game (583 mins/360 pts+198 rebs), while Coates comes in at one or the other every 1.19 minutes she plays (639 mins/299 pts+240 rebs).
- How impressive is the breadth of senior guard Tiffany Mitchell's basketball career? She ranks among the NCAA active career leaders top 30 in six categories – points (29th, 1,697), 3-point field goal percentage (7th, .410), steals (25th, 211), games played (11th, 127), free throws made (21st, 404) and free throw attempts (24th, 525).
- Junior center Alaina Coates has recorded eight double-doubles in 11 SEC games this season, including the each of the last three, during which she averages 17.7 points and 11.3 rebounds on 73.3 percent shooting.

## #TheShowSC

South Carolina head coach Dawn Staley selected this season's theme as "The Show" to recognize all the elements that go into what has become one of the nation's premier programs. For the first time the theme is not focused on the team itself. Instead, Staley wanted to showcase the state of South Carolina, the fans, the band, the cheerleaders, the program, the University and how they have come together to support her team.

# 2015-16 South Carolina Media Roster

1		<p><b>Bianca Cuevas</b> 5-6 • So. • Guard • Bronx, N.Y. <i>kway-VAHS</i></p> <p>PPG <b>6.4</b> RPG <b>1.5</b> APG <b>1.6</b> FG% <b>.351</b> FT% <b>.717</b></p>	<p><b>LAST GAME:</b> 3 pts, 3 assts vs. Florida <b>NOTABLE:</b> Lightning-quick guard who finishes well in traffic ... scored in double figures 6x ... ≥ 3 steals 4x this season ... solid floor management vs. UK ... 2014 McDonald's All-America.</p>	<p><b>Career Highs</b> <b>Pts:</b> 21 at Ole Miss, 2/1/15 <b>Reb:</b> 4, 6x, vs. Duke, 12/6/15 <b>Ast:</b> 6 vs. CSUB, 11/28/15 <b>Stl:</b> 5 vs. Missouri, 1/10/16</p>
4		<p><b>Doniyah Cliney</b> 6-0 • R-Fr. • Guard • Newark, N.J. <i>dawn-YAY CLY-nee</i></p> <p>PPG <b>3.6</b> RPG <b>1.0</b> APG <b>0.9</b> FG% <b>.429</b> FT% <b>.563</b></p>	<p><b>LAST GAME:</b> 10 pts, 2 assts, 2 stls vs. Florida <b>NOTABLE:</b> Athletic guard with good court vision, improving constantly since return from hand injury ... first career start vs. Florida ... solid mins vs. UK filling in for injured starters ... won two HS state titles.</p>	<p><b>Career Highs</b> <b>Pts:</b> 10 vs. Florida, 2/11/16 <b>Reb:</b> 3, 2x, vs. Florida, 2/11/16 <b>Ast:</b> 3 at Auburn, 1/21/16 <b>Stl:</b> 2 vs. Florida, 2/11/16</p>
5		<p><b>Khadijah Sessions</b> 5-8 • Sr. • Guard • Myrtle Beach, S.C. <i>kub-DEE-zhub SESH-uns</i></p> <p>PPG <b>6.4</b> RPG <b>2.5</b> APG <b>2.5</b> FG% <b>.481</b> FT% <b>.646</b></p>	<p><b>LAST GAME:</b> 46 pts, 4 assts vs. Florida <b>NOTABLE:</b> Team captain ... best FG %age of career ... in SEC play, 7.8 ppg on 52.9% FG, including clutch shots in 5 comeback wins ... handed out ≥4 assists 8x and scored ≥10 pts 5x ... 8th in SEC in steals (2.0).</p>	<p><b>Career Highs</b> <b>Pts:</b> 19 vs. Auburn, 2/3/13 <b>Reb:</b> 6 vs. Clemson, 11/20/14 <b>Ast:</b> 8 vs. NC Central, 12/1/14 <b>Stl:</b> 4, 14x, vs. TAMU 1/17/16</p>
22		<p><b>A'ja Wilson</b> 6-5 • So. • Forward • Hopkins, S.C. <i>A-zhub</i></p> <p>PPG <b>16.4</b> RPG <b>9.0</b> BPG <b>3.1</b> FG% <b>.538</b> FT% <b>.708</b></p>	<p><b>LAST GM:</b> 13 pts, 9 rebs, 4 blks vs. Florida <b>NOTABLE:</b> Has 10 dbl-dbls, 3.1 bpg (12th in nation) ... SEC top 5 in ppg, rpg, FG% ... 4x SEC Plyr of Wk. ... Naismith, Wooden and Drysdale Watch Lists ... 1st SC fr. to earn All-America.</p>	<p><b>Career Highs</b> <b>Pts:</b> 28 vs. Duke, 12/6/15 <b>Reb:</b> 19 at Kentucky, 3/1/15 <b>Blks:</b> 8, 2x, vs. TAMU, 1/17/16 <b>Stl:</b> 3, 4x, vs. C. Mich., 12/20/14</p>
23		<p><b>Tina Roy</b> 5-11 • Sr. • Guard • Kaplan, La.</p> <p>PPG <b>6.3</b> RPG <b>1.5</b> APG <b>2.5</b> FG% <b>.327</b> FT% <b>.444</b></p>	<p><b>LAST GM:</b> 6 pts, 2 rebs, 4 assts vs. Florida <b>NOTABLE:</b> Team captain ... in SEC play – 8.6 ppg, .392 3FG %age (29-of-74) ... overall, 4th in SEC in 3s/gm (2.0) ... ≥4 3s in 5 games ... 2nd on team in assists vs. SEC teams (2.4).</p>	<p><b>Career Highs</b> <b>Pts:</b> 21 vs. Arkansas, 1/3/16 <b>Reb:</b> 8 at Miss. St., 2/6/14 <b>Ast:</b> 10 vs. Sav. St., 12/14/14 <b>Stl:</b> 3, 2x, vs. Ole Miss, 1/28/16</p>
24		<p><b>Sarah Imovbioh</b> 6-2 • Sr. • Forward • Abuja, Nigeria <i>ih-MOE-vee-o</i></p> <p>PPG <b>4.8</b> RPG <b>5.2</b> APG <b>0.2</b> FG% <b>.635</b> FT% <b>.449</b></p>	<p><b>LAST GM:</b> 6 pts, 6 rebs vs. Florida <b>NOTABLE:</b> Great energy, still learning SC system ... ≥10 rebs 3x, ≥10 pts 3x, 1 double-double ... 2nd on team in FG %age ... avg. dbl-dbl in 2014-15, 10.8 rpg (19th in nation, 1st in ACC) and 12.6 ppg playing at Uva.</p>	<p><b>Career Highs</b> <b>Pts:</b> 19 vs. Hampton, 12/16/15 <b>Reb:</b> 12 vs. ECU, 12/20/15 <b>Ast:</b> 2, 2x, vs. Missouri, 1/10/16 <b>Stl:</b> 2, 2x, at Clemson, 11/18/15</p>
25		<p><b>Tiffany Mitchell</b> 5-9 • Sr. • Guard • Charlotte, N.C.</p> <p>PPG <b>14.8</b> RPG <b>3.0</b> APG <b>2.4</b> FG% <b>.414</b> FT% <b>.830</b></p>	<p><b>LAST GM:</b> 22 pts, 3 rebs, 4 assts vs. Florida <b>NOTABLE:</b> Team captain ... ≥10 pts all but two games ... 8th in SEC in ppg, 3rd in FT%age ... vs. SEC – 15.7 ppg, 2.9 apg, 1.9 spg ... Naismith, Wooden, Drysdale and Staley Watch Lists ... 2x SEC POY, All-America.</p>	<p><b>Career Highs</b> <b>Pts:</b> 25 vs. Georgia, 2/27/14 <b>Reb:</b> 11, 5x, at Arkansas, 1/2/14 <b>Ast:</b> 9 at SDSU, 11/23/13 <b>Stl:</b> 7 vs. NC Central, 12/1/14</p>
31		<p><b>Asia Dozier</b> 6-0 • Sr. • Guard/For. • Columbia, S.C. <i>DOE-zhur</i></p> <p>PPG <b>3.2</b> RPG <b>1.1</b> APG <b>2.0</b> FG% <b>.339</b> FT% <b>.833</b></p>	<p><b>LAST GAME:</b> 1 reb, 1 asst at Texas A&amp;M <b>NOTABLE:</b> Two-time team captain ... cerebral player, nurturing leader ... started 10 games ... always seems to deliver timely points or defensive play ... suffered right hand injury at Texas A&amp;M, return is day-to-day.</p>	<p><b>Career Highs</b> <b>Pts:</b> 16, 2x, at SDSU, 11/23/13 <b>Reb:</b> 10 vs. Elon, 11/9/12 <b>Ast:</b> 6, 3x, vs. UNCG, 11/15/15 <b>Stl:</b> 2, 9x, vs. Hampton, 12/16/15</p>
40		<p><b>Jatarie White</b> 6-4 • So. • Forward • Charlotte, N.C. <i>juh-TAR-ee</i></p> <p>PPG <b>3.4</b> RPG <b>3.3</b> APG <b>0.5</b> FG% <b>.370</b> FT% <b>.628</b></p>	<p><b>LAST GAME:</b> 6 pts, 5 rebs vs. Florida <b>NOTABLE:</b> Solid play not always in the box score ... steadily improving on both sides of ball ... grabbed at least 5 rebs 7 times this season ... ≥10 points two times this season ... 2014 WBCA, McDonald's All-America.</p>	<p><b>Career Highs</b> <b>Pts:</b> 14 vs. ECU, 12/20/15 <b>Reb:</b> 9 vs. Winthrop, 12/13/15 <b>Blk:</b> 4 vs. Winthrop, 12/13/15 <b>Stl:</b> 2 vs. Syracuse, 3/22/15</p>
41		<p><b>Alaina Coates</b> 6-4 • Jr. • Center • Irmo, S.C. <i>uh-LAY-nub COATS</i></p> <p>PPG <b>12.5</b> RPG <b>10.0</b> BPG <b>1.4</b> FG% <b>.682</b> FT% <b>.529</b></p>	<p><b>LAST GM:</b> 14 pts, 11 rebs, 3 stls vs. Florida <b>NOTABLE:</b> SEC-best 13 dbl-dbls (1 triple) – 8 in SEC play ... avg dbl-dbl overall and in SEC ... leads nation in FG %age, 29th rpg (1st in SEC) ... shooting 73.3% in SEC play ... Naismith Watch List ... 2x All-SEC.</p>	<p><b>Career Highs</b> <b>Pts:</b> 29 vs. Winthrop, 12/13/15 <b>Reb:</b> 17 vs. Kentucky, 1/9/14 <b>Blk:</b> 10 vs. Winthrop, 12/13/15 <b>Ast:</b> 6 at Texas A&amp;M, 1/31/16</p>
44		<p><b>India Farmer</b> 6-0 • Jr. • Forward • N. Myrtle Beach, S.C.</p> <p>PPG <b>0.0</b> RPG <b>14.0</b> APG <b>0.0</b> FG% <b>.000</b> FT% <b>--</b></p>	<p><b>LAST GAME:</b> 1 reb in 3 mins vs. Arkansas <b>NOTABLE:</b> Played in 4 games this season after seeing action in 16 in 2014-15, including five SEC and three postseason ... great team player ... works hard with good attitude.</p>	<p><b>Career Highs</b> <b>Pts:</b> 3, 2x, vs. Alabama, 1/19/14 <b>Reb:</b> 3 vs. NC Central, 12/2/13 <b>Blk:</b> 2 vs. UNCG, 11/15/15 <b>Stl:</b> 1 at Florida, 1/19/15</p>

Starter

Reserve

**Gamecocks' Five-Second Count**

South Carolina is enjoying its most successful period in program history. The 2015 Senior Class set a four-year record with 113 wins and a .813 winning percentage. The 2016 Senior Class is quickly closing in on that number, currently holding a record of 111-17, winning 86.7 percent of its contests. Winning consecutive SEC regular-season titles in the last two seasons, South Carolina has not finished outside the SEC's top four in four campaigns. Nationally, 68 straight AP Poll appearances is the new program record.

In the last two seasons, three Gamecocks have earned All-America honors, including two on the 2015-16 squad, and seven have earned All-SEC selection, including three on this season's roster.

**Quick Facts**

**The University**

**Location:** Columbia, S.C.  
**Founded:** 1801  
**Enrollment:** 32,972  
**Colors:** Garnet (PMS 202C) and Black  
**Nickname:** Gamecocks  
**Conference:** Southeastern  
**President:** Dr. Harris Pastides  
**Athletics Director:** Ray Tanner  
**Facility:** Colonial Life Arena (18,000)

**Coaching Staff**

**Head Coach:** Dawn Staley  
**Alma Mater:** Virginia, 1992  
**Overall Record:** 350-155 (16th season)  
**School Record:** 178-75 (8th season)  
**Assoc. Head Coach (Alma Mater):**  
 Lisa Boyer (Ithaca, 1979)  
**Assistant Coaches (Alma Mater):**  
 Nikki McCray-Penson (Tennessee, 1995)  
 Fred Chmiel (Excelsior, 2001)

**Team Information**

**2014-15 Record:** 34-3  
 Home: 16-0 Away: 9-2 Neutral: 9-1  
**SEC Record (Finish):** 15-1 (T-1st)  
 Home: 8-0 Away: 7-1  
**Letterwinners Returning/Lost:** 11/3  
**Starters Returning/Lost:** 3/2

**Program History**

**First Year of Women's Basketball:** 1974-75  
**All-Time Record:** 758-504 (42nd season)  
**All-Time SEC Record:** 143-201 (25th season)  
**NCAA Appearances (Last):** 12 (2015)  
**NCAA Tournament Record:** 17-12  
**2015 NCAA Result:** Final Four; L, 65-66, Notre Dame; Tampa, Fla.  
**WNIT Appearances (Last):** 4 (2011)  
**WNIT Record:** 3-4

**Media Relations**

**Women's Basketball Contact:** Diana Koval  
**Office:** 803.777.7977  
**Cell:** 314.369.6050  
**Email:** dkoval@mailbox.sc.edu  
**Press Row Phone:** 803.777.6182  
**Athletics Department on the Web**  
**Website:** GamecocksOnline.com  
**Twitter:** @GamecocksOnline  
**Instagram:** @GamecocksOnline  
**Facebook:** Facebook.com/GamecocksOnline  
**YouTube:** YouTube.com/GamecocksOnline  
**Women's Basketball on Twitter**  
**Team:** @GamecockWBB  
**Head Coach:** @DawnStaley

**By the Numbers**

	2	3	7	24
2	Gamecocks who have turned in double-digit double-doubles this season – Alaina Coates, A'ja Wilson – the only two to reach that mark in the SEC so far this season			
3	20-point games by senior guard Tiffany Mitchell in her last six games			
4	Stats in which a Gamecock leads the SEC – rebounding (Coates, 10.0), field goal percentage (Coates, .682), blocks (Wilson, 3.1) and double-doubles (Coates, 13)			
5	Straight 20-win seasons by South Carolina, which had recorded just two in its first 20 years in the SEC			
7	Of South Carolina's 11 SEC games that have been against a nationally ranked team, including three top-10 matchups			
7	Stats in which South Carolina leads the SEC in league play – scoring (74.3), scoring margin (+15.7), field goal percentage (.468), 3-point field goal percentage (.335), rebounding margin (+6.5), assists (15.5) and assist-to-turnover ratio (1.0)			
7.8	Points per SEC game scored by senior guard Khadijah Sessions, who averaged just 4.9 last season			
9	Games in which Tina Roy has hit at least three 3-pointers, including six in SEC play			
9	Stats in which senior guard Tiffany Mitchell ranks among the program's career all-time top 10, including holding the record for career starts (125)			
20	Games in which at least three Gamecocks have scored in double figures, including 11 games with four or more in double figures			
22	Games in which South Carolina has shot a higher percentage that its opponent, including 14 games shooting at least 45.0 percent			
24	Double-doubles by the Gamecocks this season, the most of any team in the league			
55.9	Percent shooting by the Gamecocks in the final 5:00 of SEC games within single digits at that time, including 57.1 from 3-point range			
128	Career games played by senior guards Tiffany Mitchell and Tina Roy, which rank them 10th among active NCAA Division I players			

**Tennessee Series Notes**

The Lady Vols lead the series 45-4, but three of the Gamecocks' wins have come in the last five seasons, including two in 2014-15. South Carolina has just one win over Tennessee on its home court – a 64-60 decision

**Current Streaks**

	Total	Home	Road	Neut.
Overall	W1	W1	W8	W3
SEC	W11	W24	W5	—
Non-Conference	W12	W24	W3	W3
Ranked Teams	W1	W1	W3	W1

on Feb. 2, 2012, behind seven 3-pointers from then-senior Markeshia Grant, who is currently a graduate assistant manager for the Gamecocks.

Last season, South Carolina and Tennessee vied for SEC supremacy throughout the year and ended up sharing the regular-season title. The Gamecocks won the regular-season matchup at Colonial Life Arena, 71-66, thanks to dominance on the glass, especially on the offensive end where 21 boards yielded 21 second-chance points. A pair of seniors dominated the box score for the game in No. 2/2 South Carolina's Aleighsa Welch with 19 points and 14 rebounds and No. 6/6 Tennessee's Cierra Burdick at 16 points and 10 boards.

The rematch came in the SEC Tournament championship game, during which No. 3/4 South Carolina survived a tough-shooting first half to take a three-point halftime lead over No. 5/5 Tennessee. The Gamecocks dominated the second half on both ends of the floor, shooting 53.8 percent while holding the Lady Vols to just 26.7 percent. Behind aggressive play from then-freshman A'ja Wilson, South Carolina used an 8-1 run midway through the period to establish a double-digit lead and never looked back in holding Tennessee to just five points in the final 5:27 of the contest.

South Carolina's results vs. Tennessee since the arrival of head coach Dawn Staley:

Date	W/L	Score	Site	Rank (SC/UT)
3/8/15	W	62-46	N	3/5
2/23/15	W	71-66	H	2/6
3/2/14	L	61-73	A	4/10
1/3/13	L	53-73	H	18/12
3/3/12	L	58-74	N	25/13
2/2/12	W	64-60	A	-/8
2/17/11	L	60-82	A	-/4
1/20/11	L	56-71	H	-/5
1/31/10	L	55-60	H	-/5
1/7/10	L	62-79	A	-/4
1/18/09	L	56-68	A	-/13

**Road Warriors**

Overall, South Carolina is 222-243 (.477) in road games, including a 53-34 (.609) record during the

**Tale of the Tape**

Tennessee				South Carolina			
Overall	SEC Rank	SEC Only	SEC Rank	Overall	SEC Rank	SEC Only	SEC Rank
15-9		6-5		Overall Record	23-1	11-0	
11-3		4-1		Home Record	12-1	6-0	
4-6		2-4		Away Record	8-0	5-0	
0-0				Neutral Record	3-0		
66.8	8th	67.6	4th	Points Per Game	75.3	2nd	74.2
58.5	8th	59.0	6th	Opp. Points Per Game	57.5	5th	58.5
.416	8th	.415	6th	Field Goal %age	.464	1st	.468
.372	7th	.351	1st	Opp. Field Goal %age	.354	2nd	.368
.262	14th	.296	6th	3-Pt. Field Goal %age	.319	6th	.335
.296	9th	.265	5th	Opp. 3-Pt. Field Goal %age	.288	7th	.253
.708	5th	.722	4th	Free Throw %age	.657	11th	.651
11.7		12.7		FTs Made Per Game	15.8		16.6
40.7	5th	42.7	1st	Rebounds Per Game	41.3	4th	39.1
+4.7	6th	+6.3	2nd	Rebounding Margin	+8.3	1st	+6.5
14.0	9th	13.8	3rd	Assists Per Game	14.9	5th	15.5
+0.8	11th	-2.4	12th	Turnover Margin	+0.8	10th	+0.2
9.1	6th	6.7	12th	Steals Per Game	8.4	9th	8.6
4.5	4th	5.4	1st	Blocks Per Game	5.5	1st	4.9



Dawn Staley era. After a difficult start as the Gamecocks' mentor, Staley has guided her team to three of the program's top five road records in program history, including 2013-14's school-record winning percentage of .833 (10-2). Last season's .818 winning percentage (9-2) was second-best, while the 2012-13 team's .733 (11-4) mark is fifth in program history.

This season, South Carolina is 8-0 in road games.

**Ranked Readings**

The Gamecocks have played 11 games against ranked teams this season and have already tied last season's school record with 10 wins against ranked foes, including four against top-10 teams. In 2014-15, five of the 10 wins were against top-10 foes.

This season against ranked teams, South Carolina averages 70.4 points on 43.7 percent field goal shooting while holding its opponent to 62.7 points per game on 36.4 percent shooting. Sophomore forward A'ja Wilson leads the offense with 18.7 points per game to go with her 10.1 rebounds per outing. Junior center Alaina Coates also averages a double-double against ranked teams this season – 11.5 points, 10.5 rebounds. Senior guard Tiffany Mitchell adds 14.2 points per game against ranked opponents.

In the seven games against ranked SEC opponents, the Gamecocks are out-performing their early-season tangles with the nation's elite. In those seven outings, South Carolina averages 72.3 points on 45.0 percent shooting and holds opponents to 61.6 points per game on 36.7 percent shooting.

After posting a 23-9 record against ranked opponents since the start of the 2013-14 season, head coach Dawn Staley has a 35-43 mark vs. the

nation's best teams during her South Carolina tenure, highlighted by a 23-8 mark when the Gamecocks carry a better ranking than their opponent into the contest.

**SEC Story**

Head coach Dawn Staley has steadily lifted the Gamecocks' national profile by building the Gamecocks into a consistent SEC contender with back-to-back regular-season titles, shirking decades of difficulty in the nation's best women's basketball conference.

In her eighth season at the helm, Staley boasts a 78-43 (.644) SEC regular-season record and has finished outside the league's top five just twice – an unprecedented achievement for a program that had finished INSIDE the top five only two times in the previous 17 seasons. Staley's 78 wins include now five seasons of double-digit league victories – 10 in 2012, 11 in 2013, an SEC-best 14 in 2014 and 15 in 2015, and currently 11 in 2016.

Staley's SEC regular-season record includes a 44-18 (.710) mark at home and a 34-25 (.576) slate on the road.

**Poll Position**

South Carolina remains at No. 2 in the nation in both polls this week, marking the 32nd-straight time the Gamecocks have been ranked among the nation's top three teams. South Carolina has held a top-10 position in the Associated Press poll for 43 straight weeks and been ranked in the AP top 25 for 68 consecutive weeks (beginning Dec. 10, 2012), breaking the school record of 62 from Feb. 27, 1979 through Jan. 9, 1983.

**2015-16 Double-Doubles**

**Alaina Coates (13)**

11/13	Ohio State	17 pts/13 rebs
11/22	at UCLA	12 pts/12 rebs
12/13	Winthrop	29 pts/16 rebs/10 blks
12/16	Hampton	22 pts/12 rebs
12/20	vs. East Carolina	10 pts/15 rebs
1/3	Arkansas	11 pts/10 rebs
1/7	at Vanderbilt	11 pts/10 rebs
1/10	Missouri	13 pts/12 rebs
1/21	at Auburn	17 pts/10 rebs
1/28	Ole Miss	13 pts/14 rebs
1/31	at Texas A&M	12 pts/10 rebs
2/4	Kentucky	27 pts/13 rebs
2/11	Florida	14 pts/11 rebs

**Sarah Imovbioh (1)**

11/15	UNCG	14 pts/11 rebs
-------	------	----------------

**A'ja Wilson (10)**

11/13	Ohio State	20 pts/14 rebs
11/15	UNCG	19 pts/10 rebs
11/22	at UCLA	11 pts/10 rebs
11/27	vs. Arizona State	18 pts/11 rebs
12/6	Duke	28 pts/11 rebs
12/20	vs. East Carolina	15 pts/10 rebs
1/3	Arkansas	11 pts/10 rebs
1/10	Missouri	11 pts/11 rebs
1/14	at Kentucky	26 pts/13 rebs
1/31	at Texas A&M	27 pts/10 rebs

**2015-16 Awards**

**Alaina Coates**

- Naismith Midseason Watch List
- Wooden Award Watch List
- SEC Player of the Week (Jan. 26-Feb. 1)
- Preseason All-SEC First Team (Media, Coaches)

**Bianca Cuevas**

- Rainbow Wahine Showdown All-Tournament

**Tiffany Mitchell**

- CoSIDA Academic All-District
- USBWA Ann Meyers Drysdale Midseason List
- Wooden Award Midseason Top 20
- Naismith Midseason Watch List
- Dawn Staley Award Watch List
- Senior CLASS Award candidate
- Preseason All-America (AP, Lindy's, Athlon, SI, ESPN)
- Preseason All-SEC First Team (Media, Coaches)
- Preseason SEC Player of the Year (Media, Coaches)

**A'ja Wilson**

- USBWA Ann Meyers Drysdale Midseason List
- Wooden Award Midseason Top 20
- 2015 USA Basketball Female Athlete of the Year
- Naismith Midseason Watch List
- Rainbow Wahine Showdown Tournament MVP
- Preseason All-America 2nd Team (Lindy's, SI, ESPN)
- Preseason All-America Honorable Mention (AP)
- Preseason All-SEC First Team (Media, Coaches)
- SEC Player of the Week (Nov. 13-16; Nov. 24-30; Dec. 1-7; Jan. 12-18)
- ESPN National Player of the Week (Jan. 12-18)

**Strength in Numbers**

Based on cumulative opponent winning percentage, South Carolina currently has the 19th toughest schedule in the nation. The 26 teams the Gamecocks will face this season have a current winning percentage of .613. The SEC and Pac-12 dominate the top 30 schedules with five and six entries, respectively.

With 11 games away from Columbia so far this season, the Gamecocks are third in the RPI – best in the SEC with Tennessee (12), Texas A&M (15), Florida (19), Mississippi State (21) and Kentucky (22) also among the top 25. Georgia (29) and Missouri (33) are in the top 50.

**In the National Rankings**

(thru games of 2/12)

Team	SEC	NCAA	Actual
Scoring Offense	2	25	75.3
Scoring Defense	5	49	57.5
Scoring Margin	2	10	+17.8
Field Goal Percentage	1	11	.464
Field Goal %age Def.	2	26	.354
3-Point FG %age	6	136	.319
3-Point FG %age Def.	7	72	.288
3-Point FG Made/Gm.	7	191	5.3
Free Throw Percentage	11	269	.657
Rebounding Offense	4	—	41.3
Rebounding Defense	3	—	33.0
Rebounding Margin	1	25	+8.3
Assists	5	62	14.9
Steals	9	123	8.4
Turnover Margin	10	141	+0.8
Turnovers	—	58	14.4
Assist-to-Turnover Ratio	2	52	1.0
Blocked Shots	1	18	5.5
Home Attendance Avg.	1	1	14,727

Alaina Coates	SEC	NCAA	Actual
Scoring	14	—	12.5
Rebounding	1	29	10.0
FG Percentage	1	1	.682
Blocks	5	127	1.4
Off. Rebounds	13	—	2.7
Double-Doubles	1	12	13

Tiffany Mitchell	SEC	NCAA	Actual
Scoring	8	186	14.8
FT Percentage	3	68	.830
Steals	14	—	1.7
3FG Made/Game	9	—	1.7

Tina Roy	SEC	NCAA	Actual
3FG Made/Game	4	185	2.0

Khadijah Sessions	SEC	NCAA	Actual
Steals	8	187	1.9

A'ja Wilson	SEC	NCAA	Actual
Scoring	5	104	16.4
Rebounding	4	71	9.0
FG Percentage	3	37	.538
FT Percentage	9	—	.708
Blocks	1	12	3.1
Off. Rebounds	11	—	2.9
Double-Doubles	2	36	10

**Gamecocks in 2015-16 National Polls**

Poll	Pre	11/16	11/23	11/30	12/7	12/14	12/21	12/28	1/4	1/11	1/18	1/25	2/1	2/8	2/15	2/22	3/1	3/8	3/16	Final
Associated Press	2	2	2	2	2	2	2	2	2	2	2	2	2	2	2	2	2	2	2	2
Coaches	2	2	2	2	2	2	2	2	2	2	2	2	2	2	2	2	2	2	2	2

**SEC Title Talk**

The media and league coaches picked the Gamecocks to repeat as SEC champions this season, and South Carolina has led the conference since league play began. After winning its first SEC regular-season championship in 2013-14, South Carolina shared the title last season. If the prediction holds, the Gamecocks would become just the third program to win three straight regular-season championships in league history, joining Tennessee (2000-2004, 1993-1995) and Auburn (1987-89).

**Location, Location, Location**

South Carolina averages 39.8 points in the paint this season, making up 52.8 percent of the Gamecocks' offense. No opponent has out-scored South Carolina in the paint this season (Vanderbilt and UConn have tied), and the Gamecocks have out-paced their opponents in that space by 17.1 points per game.

In 11 games against ranked opponents this season, South Carolina has out-scored its foes in the paint by 14.4 points per game. The Gamecocks average 13.5 points in the paint per game more than their SEC opponents.

South Carolina's interior advantage has been at least 20 points in 10 of the team's 24 games this season, including three games against ranked teams – #6/10 Ohio State (32), #16/18 Arizona State (26) and #15/10 Texas A&M (20). The season-high advantage of 34 points has happened twice – against Arkansas (Jan. 3) and UNCG (Nov. 15).

**Be Aggressive**

Led by arguably among the best frontcourts in the nation, South Carolina leads the country in free throw attempts (578) and is sixth in free throws made (380). The Gamecocks attempt 24.1 free throws per game on the season.

South Carolina is shooting 65.7 percent from the free throw line – a number that has been steadily on the rise recently after hitting 69.5 percent in the last three games and 67.9 percent in the last five. Two Gamecocks rank among the SEC's top percentage free throw shooter in league play – Tiffany Mitchell (3rd, .830) and A'ja Wilson (8th, .723) – who also lead the team in free throw attempts in league play.

This season, South Carolina has outscored its opponent on the free throw line 19 times, including nine SEC games. The Gamecocks have made at least 20 free throws six times this season – 23 vs. #6/10 Ohio State (Nov. 13), 21 vs. East Carolina (Dec. 20), 32 vs. #20/-Missouri (Jan. 10), 20 at #10/10 Texas A&M (Jan. 31), 24 vs. #18/18 Kentucky (Feb. 4), 22 vs. #16/19 Florida.

**Team Specialty Stats**

*South Carolina-Opponent*

	Pts. in Paint	Pts. Off TOs	2nd Chance Pts	Fast Break Pts
11/13 OSU	52-20	20-14	21-8	16-9
11/15 UNCG	52-18	29-4	16-10	13-8
11/18 at Clem.	24-16	21-2	22-11	8-0
11/20 at UCLA	30-20	8-17	10-9	4-6
11/27 vs. ASU	42-16	18-20	8-9	2-0
11/28 vs. CSUB	48-20	16-7	7-7	2-0
11/29 at Hawaii	36-18	23-5	12-11	6-0
12/6 Duke	42-24	15-6	18-9	15-6
12/13 Winthrop	50-18	20-9	14-10	19-6
12/16 Hampton	42-22	7-18	17-1	2-10
12/20 vs. ECU	46-18	16-6	17-11	2-0
12/22 Elon	40-32	21-17	14-10	9-8
1/3 Ark.	44-10	28-8	20-5	16-2
1/7 at VU	30-30	12-12	6-9	10-6
1/10 Mizzou	34-22	17-9	10-7	14-4
1/14 at UK	38-34	16-9	15-12	0-12
1/17 TAMU	42-22	24-19	8-9	10-10
1/21 at Aub.	36-16	16-15	9-14	8-4
1/24 at MSU	28-10	4-13	6-4	14-6
1/28 Miss.	46-34	18-8	17-7	15-8
1/31 at TAMU	40-24	22-15	14-16	10-17
2/4 UK	44-38	15-13	17-15	12-8
2/8 UConn	30-30	4-6	6-8	0-10
2/11 Fla.	38-32	19-21	8-17	19-13
2/15 at Tenn.				
2/18 Ga.				
2/22 at Ala.				
2/25 at Miss.				
2/28 LSU				
<i>Season Avg.</i>	<i>39.8-22.7</i>	<i>17.0-11.4</i>	<i>13.0-9.5</i>	<i>9.4-6.3</i>
<i>SEC Avg.</i>	<i>38.2-24.7</i>	<i>17.4-12.9</i>	<i>11.8-10.5</i>	<i>11.6-8.0</i>

**Starters vs. Bench Points**

	SC Starters	Opp. Starters	SC Bench	Opp. Bench
11/13 OSU	58	70	30	10
11/15 UNCG	52	33	40	11
11/18 at Clem.	38	33	29	8
11/22 at UCLA	57	55	11	10
11/27 vs. ASU	39	38	21	20
11/28 vs. CSUB	56	47	34	24
11/29 at Hawaii	46	36	21	15
12/6 Duke	64	45	2	10
12/13 Winthrop	55	30	31	7
12/16 Hampton	69	35	17	15
12/20 vs. ECU	58	47	30	10
12/22 Elon	59	52	19	11
1/3 Ark.	65	24	20	8
1/7 at VU	50	35	21	26
1/10 Mizzou	54	38	29	20
1/14 at UK	59	51	14	11
1/17 TAMU	50	53	9	5
1/21 at Aub.	47	44	27	14
1/24 at MSU	45	46	12	5
1/28 Miss.	52	38	29	24
1/31 at TAMU	69	53	1	10
2/4 UK	63	46	15	22
2/8 UConn	31	61	23	5
2/11 Fla.	65	28	21	43
2/15 at Tenn.				
2/18 Ga.				
2/22 at Ala.				
2/25 at Miss.				
2/28 LSU				
<i>Season Avg.</i>	<i>54.2</i>	<i>43.2</i>	<i>21.1</i>	<i>14.3</i>
<i>SEC Avg.</i>	<i>56.3</i>	<i>41.4</i>	<i>18.0</i>	<i>17.1</i>

**Balancing Act**

Six different Gamecocks have been the team's high scorer in a game at least once, but often the high scorer has several teammates on her heels. In a constant search for balance, the Gamecocks' top scorer in a game has accounted for less than one-third of the team's points in all but six games. South Carolina has had four or more players score in double figures 11 times in 24 games with just four games of two or fewer double-figure scorers.

Overall, three Gamecocks average double-figure points – A'ja Wilson 16.4 ppg, Tiffany Mitchell 14.8, Alaina Coates 12.5 – with three others scoring at least 6.3 points per game – Bianca Cuevas 6.4 ppg, Khadijah Sessions 6.4, Tina Roy 6.3, .

In SEC play, the balance of offense is only slightly

contracted with Wilson and Mitchell at 15.7 ppg and Coates at 12.5 to go along with Roy's 8.6 ppg and Sessions' often timely 7.8 ppg.

**Diversified Assets**

Head coach Dawn Staley has compiled an arsenal of offensive weapons that keeps growing throughout the season with no one Gamecock consistently dominating the stat line, especially on offense.

While nine different Gamecocks have been the team's top scorer in at least one quarter this season, no Gamecock has led the team in scoring for all four quarters of a game. A single player has topped the team in three quarters just nine times – Alaina Coates (Winthrop, Kentucky), Tiffany Mitchell (at Clemson, at Vandy, Florida) and A'ja Wilson (vs. CSUB, Duke, at Kentucky, Texas A&M). Conversely, a different Gamecock has led each quarter of a game eight times (Ohio State, UNCG, Hampton, vs. East Carolina, Arkansas, Missouri, at Auburn, Ole Miss).

**A Little Help From My Friends**

Playing under one of the best point guards in U.S. women's basketball history, South Carolina has always been committed to finding the teammate with the best shot, and the Gamecocks currently lead the SEC with 15.0 assists per conference game. After assisting on just 45.9 percent of its field goals (158 of 344) to start the season, South Carolina has rediscovered its roots in league play, handing out assists on 171 of 286 made field goals (59.8 percent). Senior Tiffany Mitchell, who is tied for the team's scorer in SEC games (15.7 ppg), also leads the team in assists (2.9 apg).

Overall, South Carolina has assisted on at least 50.0 percent of its field goals in 16 games, including five games of over 70.0 percent. The Gamecocks' 24 assists on 31 made field goals against Ole Miss (Jan. 28) was a

**All-Time Records vs. SEC Teams**

Opponent	Overall	Under	SEC	SEC	H	A	N	Streak	Last
		Staley	Season	Tourn.					
Alabama	21-15	11-0	16-12	2-2	11-5	8-8	2-2	Won 11	W: 85-54, 1/29/15 (H)
Arkansas	15-17	8-3	14-15	1-2	9-5	5-10	1-2	Won 7	W: 85-32, 1/3/16 (H)
Auburn	19-21	7-3	14-15	1-1	11-7	7-12	1-2	Won 4	W: 74-58, 1/21/16 (A)
Florida	15-20	7-4	13-18	0-2	7-10	8-8	0-2	Won 7	W: 86-71, 2/11/16 (H)
Georgia	10-33	6-6	7-21	2-2	4-14	3-15	3-4	Won 3	W: 58-35, 2/5/15 (A)
Kentucky	24-33	8-9	20-25	0-2	17-9	7-20	0-4	Won 2	W: 78-68, 2/4/16 (H)
LSU	9-22	6-5	7-22	2-0	4-10	3-12	2-0	Won 5	W: 74-54, 3/7/15 (N)
Ole Miss	19-17	9-2	15-12	2-4	11-4	6-8	2-5	Won 7	W: 81-62, 1/28/16 (H)
Miss. State	16-16	7-3	15-14	0-2	10-5	6-9	0-2	Won 7	W: 57-51, 1/24/16 (A)
Missouri	4-1	3-1	3-1	—	2-0	1-1	1-0	Won 3	W: 83-58, 1/10/16 (H)
Tennessee	4-45	3-8	2-26	1-3	2-19	1-21	1-5	Won 2	W: 62-46, 3/8/15 (N)
Texas A&M	3-3	3-3	3-2	0-1	2-1	1-1	0-1	Won 3	W: 70-63, 1/31/16 (A)
Vanderbilt	13-21	8-2	13-18	0-2	7-8	5-11	0-2	Won 6	W: 71-61, 1/7/16 (A)
<b>Totals</b>	<b>172-264</b>	<b>86-49</b>	<b>142-200</b>	<b>11-23</b>	<b>95-97</b>	<b>61-136</b>	<b>13-30</b>	<b>Won 13</b>	

season-best 77.4 percent, followed closely by the 75.0 percent (21 of 28) against Florida (Feb. 11).

### Senior Moments

South Carolina's four four-year seniors – Asia Dozier, Tiffany Mitchell, Tina Roy, Khadijah Sessions – have been a huge part of the Gamecocks' undefeated SEC record. After accounting for 36.5 percent of South Carolina's offense to open the season, the quartet averages 33.2 points per SEC game to make up 44.7 percent of the Gamecocks' league-best 74.3 points per game, despite being down a member with Dozier missing the last two games due to injury.

### Crunch Time

This season 10 games have been in the balance late with the teams within single digits in the last five minutes – #6/10 Ohio State, at UCLA, vs. #16/18 Arizona State, #14/13 Duke, at Vanderbilt, at #9/9 Kentucky, #15/11 Texas A&M, at #10/10 Mississippi State, at #10/10 Texas A&M, #18/18 Kentucky – including five in which South Carolina trailed at halftime. The Gamecocks have

won all nine of those outings behind offensive efficiency and defensive rebounding in the closing moments.

In the last five minutes of those 10 games, the Gamecocks shot 59.1 percent while allowing just 33.0 percent to their opponent, and South Carolina out-rebounded its opponents 57-40 in that segment of the game, including grabbing 63.9 percent of the available defensive rebounds (39 of 61).

In the fourth quarter of those 10 games, South Carolina has shot over 50.0 from the field eight times, including five games of at least 60.0 percent. The best fourth-quarter showing was 7-of-10 (.700) at Mississippi State, during which the Gamecocks missed just one field goal in the final five minutes to seal the win.

### Call in The Closer

Head coach Dawn Staley and senior guard Tiffany Mitchell share many traits, but their loathe for losing is likely the strongest similarity between the two. And, in the last three seasons, the coach has called on The Closer to deliver in tough situations – a role that merited back-to-back SEC Player of the Year and All-America status for the Charlotte, N.C., native.

While Mitchell ceded the role early in the season as she recovered from injury, the Gamecocks' star is shining once again under the harshest spotlights. South Carolina has played six tight games this season (within nine points in the final 5:00), tied or trailing at halftime in four of them – at Vanderbilt (Jan. 7), at #9/9 Kentucky (Jan. 14), vs. #15/11 Texas A&M (Jan. 17), at #10/10 Texas A&M (Jan. 31).

Mitchell played in the second half of five of those close SEC games (missing the UK game due to first-half injury), leading the team with 11.0 points per second half along with 1.2 assists, 1.4 steals and 2.2 rebounds. That scoring average includes 6.4 points per fourth quarter. In the six first halves, she averaged 6.2 points, 1.2 assists, 0.7 steals and 0.5 rebounds.

At Vanderbilt (Jan. 7), eight of Mitchell's 22 points game in the fourth quarter. At #9/9 Kentucky (Jan. 14), nine of her 16 points came in the second half, including a fourth-quarter tip-in of a missed free throw that helped spark a 12-0 run. At #10/10 Mississippi State (Jan. 24), nine of her 21 points came in the fourth quarter, including five straight to stretch a one-point lead into six and two free throws with :10 to play. At #10/10 Texas A&M (Jan. 31), 18 of her 20 points came in the second half, including seven during 13-2 fourth-quarter run the delivered seven-point lead with 3:38 to play and two more on a pair of free throws in a four-point game with :34 to go.

### Hometown Hero

Sophomore forward A'ja Wilson has lived up to her billing, both this season being selected to the watch lists for the Wooden, Naismith and the USBWA Drysdale awards and last season as the SEC Freshman of the Year, First-Team All-SEC selection and the first Gamecock freshman to earn All-America honors.

The sophomore's numbers have not just come in volume but in importance – 12 of her 20 points against #6/10 Ohio State (Nov. 13) came in the fourth quarter, including six of the team's 10 in the final 2:35; scoring and rebounding late at UCLA (Nov. 22) put Gamecocks on top in final 3:00 of tight game; three rebounds in final 18 seconds of tie game vs. #16/18 Arizona State (Nov. 27) led to game-winning free throws with 0.6

seconds to play; 20 second-half points against Duke included 12 of the team's 16 in the third quarter and six in the final 1:45 of the game; nine points of team's 15-2 fourth-quarter run broke open a 56-56 tie at #9/9 Kentucky (Jan. 14); and a blocked shot and defensive rebound in the final 13 seconds at #10/10 Mississippi State (Jan. 24).

Named SEC Player of the Week three times in the first four weeks of the season, Wilson added a fourth honor after leading the Gamecocks to comeback wins at #9/9 Kentucky and over #15/11 Texas A&M.

### Offensive Operation

Head coach Dawn Staley is often thought of as a defensive coach, but she has steadily built an efficient offensive team over the last few seasons, culminating in the 2014-15 squad's 75.9 points per game (fourth-best in program history and the first new entry in the top five since 1993-94) on 48.4 percent shooting. That group ranked 18th in the nation in scoring and fourth in field goal percentage.

This season, the Gamecocks are 25th in the nation in scoring average (75.3) and 11th in field goal percentage (.464).

Here's a look at the offense's growth over the last six seasons.

Season	PPG (rank)	FG%age (rank)
2015-16	75.3 (25th)	.464 (11th)
2014-15	75.9 (18th)	.484 (4th)
2013-14	72.9 (63rd)	.474 (6th)
2012-13	61.3 (183rd)	.390 (155th)
2011-12	61.2 (180th)	.398 (121st)
2010-11	58.7 (253rd)	.380 (223rd)

### Getting Defensive

South Carolina has been a defensive juggernaut under head coach Dawn Staley, ranking among the nation's top 15 in scoring defense the last four seasons,

### Games Led Team In...

(Tied for team lead in each category included)

Scoring	2015-16	Career	Record
A'ja Wilson	11	26	23-3
Tiffany Mitchell	8	45	43-2
Alaina Coates	4	16	15-1
Tina Roy	2	4	4-0
Bianca Cuevas	1	3	3-0
Sarah Imovbioh	1	1	0-1
Khadijah Sessions	0	3	2-1
Asia Dozier	0	2	2-0

Rebounding	2015-16	Career	Record
Alaina Coates	17	51	48-3
A'ja Wilson	10	19	18-1
Sarah Imovbioh	2	2	2-0
Jatarie White	1	1	1-0
Tiffany Mitchell	0	10	9-1

Assists	2015-16	Career	Record
Khadijah Sessions	9	31	28-3
Tina Roy	9	19	18-1
Tiffany Mitchell	7	36	34-2
Asia Dozier	4	17	17-0
Alaina Coates	2	3	3-0
Bianca Cuevas	1	9	8-1
Sarah Imovbioh	1	1	1-0

Miscellaneous Stats			
<b>Triple-Doubles</b>	<b>2015-16</b>	<b>Career</b>	<b>Record</b>
Alaina Coates	1	1	1-0
<b>Double-Doubles</b>	<b>2015-16</b>	<b>Career</b>	<b>Record</b>
Alaina Coates	13	35	34-1
A'ja Wilson	10	15	14-1
Sarah Imovbioh	1	1	1-0
Tiffany Mitchell	0	4	4-0
<b>20+ Points</b>	<b>2015-16</b>	<b>Career</b>	<b>Record</b>
A'ja Wilson	6	11	10-1
Tiffany Mitchell	4	17	17-0
Alaina Coates	3	13	10-1
Bianca Cuevas	1	2	2-0
Tina Roy	1	1	1-0
<b>10+ Points</b>	<b>2015-16</b>	<b>Career</b>	<b>Record</b>
Tiffany Mitchell	23	97	87-10
A'ja Wilson	19	48	44-4
Alaina Coates	17	64	61-3
Tina Roy	6	18	16-2
Bianca Cuevas	6	14	14-0
Khadijah Sessions	5	25	24-1
Sarah Imovbioh	3	3	2-1
Jatarie White	2	4	4-0
Asia Dozier	1	14	13-1
Doniyah Cliney	1	1	1-0
<b>10+ Rebounds</b>	<b>2015-16</b>	<b>Career</b>	<b>Record</b>
Alaina Coates	15	40	39-1
A'ja Wilson	11	16	15-1
Sarah Imovbioh	3	3	3-0
Tiffany Mitchell	0	7	6-1
Asia Dozier	0	1	1-0
<b>5+ Assists</b>	<b>2015-16</b>	<b>Career</b>	<b>Record</b>
Tiffany Mitchell	3	14	14-0
Khadijah Sessions	3	13	13-0
Asia Dozier	3	11	11-0
Bianca Cuevas	1	6	6-0
Alaina Coates	1	1	1-0
Tina Roy	0	5	5-0
<b>5+ Steals</b>	<b>2015-16</b>	<b>Career</b>	<b>Record</b>
Bianca Cuevas	1	1	1-0
Tiffany Mitchell	0	8	8-0
<b>5+ Blocks</b>	<b>2015-16</b>	<b>Career</b>	<b>Record</b>
A'ja Wilson	3	4	3-1
Alaina Coates	1	4	4-0

### 2015-16 Scoring Differentials

Largest lead in a win.....	by 52 (84-32), 4th-3:11, vs. Winthrop, 12/13
Largest deficit overcome to win.....	by 11 (19-30), 2nd-3:43, at Kentucky, 1/14
Largest lead given up in a loss.....	
Largest deficit in a loss.....	by 21 (33-54), 3rd-1:20, vs. UConn, 2/8



including three seasons among the top 10. While the Gamecock offense has grown, the attention to defense has not wavered with opponent field goal percentage ranking among the nation's top 30 each of the last three seasons.

This season, South Carolina has held its opponents to just 57.5 points per game on 35.4 percent shooting to rank 49th and 26th in the nation, respectively. The Gamecocks have yielded over 65 points just five times this season, and only five opponents have shot at least 40.0 percent against South Carolina with just one hitting 45.0 percent.

Here's a look at the defense's dominance over the last five seasons:

Season	Opp. PPG	Opp. FG%age
2015-16	57.5 (49th)	.354 (26th)
2014-15	54.1 (12th)	.349 (10th)
2013-14	55.8 (8th)	.346 (5th)
2012-13	50.3 (5th)	.354 (32nd)
2011-12	51.4 (4th)	.376 (108th)

### Quality vs. Quantity

Senior point guard Khadijah Sessions embodies head coach Dawn Staley's theory that her position is one of service to others. Last season, Sessions averaged 4.5 points per SEC game on 40.1 percent shooting, which left most opponents focusing on stopping every other Gamecock on the floor. The veteran honed her shot and her confident this summer, and, this season, SEC foes have continued their defensive philosophy at their own peril.

Sessions is enjoying a career-best .481 field goal percentage this season, including 52.9 percent in SEC play, during which she is 9-of-20 (.450) from 3-point range. She averages 7.8 points per league game while still averaging 2.3 assists and 1.9 steals to rank 15th and sixth in the league, respectively. Last season, Sessions contributed just 4.9 points per SEC game, shooting 46.0 percent from the field, including 33.3 percent from outside the arc.

In the Gamecocks' 10 games that were within single digits with 5:00 remaining, Sessions is shooting 75.0 percent (6-of-8) in that time, including 2-of-3 from 3-point range. In the six SEC games in that group, her numbers rise to 6-of-7 (.857) from the field and 2-of-2 from 3-point range, and she is tied with Tiffany Mitchell

for the team lead with a 3.2 scoring average during that time.

With the Gamecocks leading by one with 4:24 to go at Vanderbilt (Jan. 7), Sessions hit two 3-pointers over the next 2:00 to twice turn back the Commodores. In the final 2:34 against #15/11 Texas A&M (Jan. 17), she picked up a steal then delivered the game-winning free throw after forcing the action following a game-tying layup by the Aggies with :03 on the clock. At #10/10 Mississippi State (Jan. 24), Sessions buried a pair of pull-up jumpers to turn back the Bulldogs, the second of which came in a two-point game with 30 seconds to play, setting up her fellow seniors for the game-clinching free throws. At #10/10 Texas A&M (Jan. 31), in the final 5:23, Sessions hit a transition layup, assisted on Tiffany Mitchell's 3-pointer that made it a seven-point game, blocked a 3-point attempt and hit two free throws with 46 seconds to play to help seal the win. In putting away #18/18 Kentucky (Feb. 4), which trailed by just two with 2:39 to play, Sessions swiped a steal, hit a free throw and converted a transition layup as part of the 10-2 run that closed the game.

### All-Around All-American

Senior guard Tiffany Mitchell's ability to take over games has powered the Gamecocks to some of their most dynamic victories, but her impact has never been limited to the big moments or to the offensive end. The Charlotte, N.C., native's greatness is felt in every possession of every game, and this season's SEC numbers back that up.

In league play, Mitchell ranks among the league's top 10 in five categories, including three top-five entries, and comes in 12th in another. Fourth in scoring at 15.7 points per game, she is third in free throw percentage (.830) and fifth in field goal percentage (.424). Her 1.9 steals per game rank sixth, and her 1.5 3-pointers per SEC game at eighth. Mitchell is 12th in the league with 2.9 assists per game.

### Another All-Around Contender

Sophomore forward A'ja Wilson rivals teammate Tiffany Mitchell in comprehensive impact on the game, coming in among the league's top 10 in SEC play in six stats. And, while Wilson may have joked about aiming to become the SEC Defensive Player of the Year this

season, she has been changing the game on both sides of the ball.

In SEC play, the 6-foot-5 forward leads the league in blocks per game (3.3) and is second in field goal percentage (.525). Wilson is fourth in both scoring (15.7 ppg) and rebounding (9.1), comes in eighth in free throw percentage (.723) and is ninth in offensive rebounds per game (2.8).

Overall this season, Wilson ranks among the SEC's top five in scoring (5th, 16.4 ppg), rebounding (4th, 9.0 rpg), field goal percentage (3rd, .538), blocks (1st, 3.1 bpg) and double-doubles (2nd, 10). She has been the team's top scorer 11 times, and her 19 double-digit scoring games include six 20-point outings.

### A Model of Efficiency

Junior center Alaina Coates leads the nation in field goal percentage this season, hitting 68.2 percent of her field goal attempts with the next closest competitor making 66.3 percent. In SEC play, Coates is even more efficient, shooting a league-best 73.3 percent from the field en route to her 12.5 points per game, which rank 10th in the conference.

Coates has shot the ball well throughout her career, hitting 61.2 percent as a freshman and 56.2 percent in 2014-15. Her career 60.8 field goal percentage is the fifth highest among active NCAA Division I players.

### Quarter Breakdown

Through 96 quarters this season, South Carolina has out-scored its opponent 67 times with the Gamecocks topping their foe by double digits 18 times, including a season-high differential of 26 (35-9) in the second quarter against Arkansas (Jan. 3). This season's best first-quarter advantage is 19 (26-7) against Winthrop (Dec. 13), third-quarter margin is 22 (29-7) against Arkansas (Jan. 3) and fourth-quarter edge is 17 (27-10) vs. Hampton (Dec. 16).

South Carolina has shot at least 50.0 percent in 46 quarters this season with a high of 80.0 percent (8-of-10) in the third quarter against Hampton. The Gamecocks' offensive efficiency builds steadily throughout the game as opponents begin to feel the effects of the Gamecocks' formidable frontcourt with 31 of the 46 quarters in which South Carolina has shot at least 50 percent coming in the second half. The Gamecocks shoot a



## Around the SEC

(as of Feb. 12)

	SEC Games			Overall		
	W	L	Pct.	W	L	Pct.
South Carolina	11	0	1.000	23	1	.958
Mississippi St.	8	4	.667	21	5	.807
Florida	7	4	.636	19	5	.791
Texas A&M	7	4	.636	17	7	.708
Auburn	7	5	.583	17	8	.680
Georgia	6	5	.545	18	6	.750
Tennessee	6	5	.545	15	9	.625
Missouri	6	6	.500	19	6	.760
Arkansas	5	6	.454	10	14	.416
Kentucky	5	6	.454	16	6	.727
Vanderbilt	4	7	.363	15	9	.625
Alabama	3	9	.250	14	11	.560
LSU	2	9	.181	8	16	.333
Ole Miss	2	9	.181	10	14	.416

### Today's Games

February 15

#15/13 Texas A&M at Ole Miss, 7 p.m. (SECN)

Rankings are listed as AP/ESPN Poll  
All Times Eastern; TV Network in ()

## AP Top 25

(Week of Feb. 8)

1. Connecticut	22-0
2. South Carolina	22-0
3. Notre Dame	23-1
4. Baylor	23-1
5. Maryland	21-2
6. Texas	21-1
7. Ohio State	18-4
8. Oregon State	20-3
9. Arizona State	20-4
10. Florida State	19-4
11. Mississippi State	21-4
12. Louisville	18-6
13. Stanford	19-5
14. UCLA	17-6
15. Texas A&M	16-7
16. Florida	19-4
17. Michigan State	18-5
18. Kentucky	16-6
19. Miami (FL)	20-4
20. Oklahoma State	18-4
21. Oklahoma	16-6
22. South Florida	16-6
23. DePaul	19-7
24. West Virginia	18-6
25. Tennessee	14-9

## USA Today Coaches Top 25

(Week of Feb. 8)

1. Connecticut	22-0
2. South Carolina	22-0
3. Notre Dame	23-1
4. Baylor	23-1
5. Texas	21-1
6. Ohio State	18-4
7. Maryland	21-2
8. Oregon State	20-3
9. Florida State	19-4
10. Arizona State	20-4
11. Mississippi State	21-4
12. Louisville	18-6
13. Texas A&M	16-7
14. Stanford	19-5
15. Michigan State	18-5
16. UCLA	17-6
17. Miami (FL)	20-4
18. Kentucky	16-6
19. Florida	19-4
20. South Florida	16-6
21. Oklahoma	16-6
22. Syracuse	18-6
23. DePaul	19-7
24. Duquesne	21-2
25. Oklahoma State	18-4

game-high 52.3 percent in the fourth quarter with the third quarter next in line at 48.8 percent.

Similarly, opponents' shooting percentages steadily decline throughout the game. Of the 10 lowest shooting percentage quarters for opposing teams, six have been in the second half, including two of the four lowest.

A more detailed look at the quarter-by-quarter production for the Gamecocks and their opponents.

Qtr.	SC/Opp Avg. Pts	SC/Opp Avg. Rebs	SC/Opp FG%
1	17.0/13.3	11.1/9.2	.388/.339
2	18.0/13.6	10.1/8.1	.475/.360
3	20.0/15.2	10.7/8.5	.488/.364
4	20.4/15.4	10.1/8.0	.523/.345

Individually, sophomore forward A'ja Wilson has turned in four of the eight double-digit scoring quarters this season, but senior guard Tina Roy owns the top spot with 15 points in the third quarter against Arkansas (Jan. 3). Senior guard Tiffany Mitchell has the highest first-quarter scoring total with nine against both CSUB (Nov. 28) and Winthrop (Dec. 13). Wilson owns the best mark the second quarter, turning in 11 in the second quarter against UNCG (Nov. 15, and her 12 in the fourth quarter against Ohio State (Nov. 13) are tied with Alaina Coates' 12 against #18/18 Kentucky (Feb. 4) for that quarter's top mark.

### SEC Active Leaders

Among the SEC's active leaders in eight statistical categories five different Gamecocks are among the top 10 in at least one with junior Alaina Coates leading the conference in two. Senior Tiffany Mitchell's league-high six entries is not a surprise given the breadth of her resume, but the appearance of sophomore A'ja Wilson at No. 2 on the active blocked shots list (134) and No. 5 on the double-doubles list (15) may catch some observers off guard.

Mitchell headlines the South Carolina entries ranking second in scoring (1,719), field goals made (574) and steals (212); third in 3-pointers made (160); fourth in assists (325) and ninth in rebounding (545). She is one of just two true perimeter players on the rebounding list.

Coates is the league's active leader in blocks (160) and double-doubles (35). She sits third in rebounds (810) and is 10th in scoring (1,115).

Senior Khadijah Sessions holds sixth in steals (162) and eighth in assists (279). Senior Tina Roy comes in fifth on the 3-pointers made list (145).

### Great Gamecock Fans

South Carolina leads the nation in average attendance at 14,727 and is one of just three programs averaging at least 10,000 fans this season. (Two are in the SEC as Tennessee joins the Gamecocks with a 10,143 average.) In fact, 11 of the top 15 attended games in NCAA Division I women's basketball this season were played at Colonial Life Arena, including seven of the top 10 and three of the top five.

Delving more deeply into the numbers, South Carolina's Colonial Life Arena's capacity of 18,000 makes it the seventh-largest women's basketball venue in the nation. South Carolina is the only one of those selling over 50 percent of their capacity as Gamecocks fans are filling Colonial Life Arena at 81.81 percent

## 2015-16 Roster

No.	Name	Pos.	Ht.	Yr.	Hometown/Last School
1	Bianca Cuevas	G	5-6	So.	Bronx, N.Y./Nazareth Regional
4	Doniyah Cliney	G	6-0	R-Fr.	Newark, N.J./Malcolm X Shabazz
5	Khadijah Sessions	G	5-8	Sr.	Myrtle Beach, S.C./Myrtle Beach
10	Allisha Gray*	G	6-0	Jr.	Sandersville, Ga./North Carolina
15	Tiffany Davis	G	5-7	Jr.	Houston Texas/Westbury Christian
22	A'ja Wilson	F	6-5	So.	Hopkins, S.C./Heathwood Hall
23	Tina Roy	G	5-11	Sr.	Kaplan, La./Kaplan
24	Sarah Imovbioh	F	6-2	Sr.	Abuja, Nigeria/Virginia
25	Tiffany Mitchell	G	5-9	Sr.	Charlotte, N.C./Providence Day
31	Asia Dozier	G/F	6-0	Sr.	Columbia, S.C./Spring Valley
35	Kaela Davis*	G	6-2	Jr.	Suwanee, Ga./Georgia Tech
40	Jatarie White	F	6-4	So.	Charlotte, N.C./Providence Day
41	Alaina Coates	C	6-4	Jr.	Irmo, S.C./Dutch Fork
44	India Farmer	F	6-0	Jr.	North Myrtle Beach, S.C./North Myrtle Beach

\* indicates will sit out 2015-16 due to NCAA transfer rules

**Head Coach:** Dawn Staley

**Assoc. Head Coach:** Lisa Boyer; **Assistant Coaches:** Nikki McCray-Penson, Fred Chmiel

capacity, the highest of any facility seating at least 10,000 and fifth overall.

Prior to 2015-16, the Gamecocks led the nation in average attendance increase in each of the previous two seasons and paced the country in average attendance in 2014-15 at 12,293. In the last two seasons South Carolina has played in front of over 10,000 fans at Colonial Life Arena 26 times, including every game this season. The program enjoyed its first sell out at Colonial Life Arena when 18,000 fans turned out to watch the No. 2/2 Gamecocks take on No. 1/1 UConn on Feb. 8, 2016.

### Double-Double Trouble

Junior center Alaina Coates joined some elite company in South Carolina history recently, becoming just the second player to amass 1,000 career points and 800 career rebounds prior to her senior season. She hit the rebound mark with the first of her 11 boards against Florida (Feb. 11) and joined the 1,000-point club in the first 30 seconds of the win over No. 20/- Missouri (Jan. 10) to become the 10th Gamecock overall to achieve both plateaus in her career.

This season, Coates leads the SEC with a career-high 13 double-doubles and averages a double-double on the season with her SEC-best 10.0 rebounds per game and 12.5 points per outing, which ranks 14th in the league. She also averages a double-double in SEC play with 12.5 points and 11.2 rebounds per game.

With 35 career double-doubles, during which the Gamecocks are 34-1, she is fifth in program history in that category, becoming the first new entry in the top five since Marsha Williams moved into the No. 2 spot in 1992-93 with 44. (The school record of 70 belongs to Sheila Foster, 1979-82.) With three straight double-doubles to open league play, Coates matched and then broke Williams' school record for double-doubles in SEC action, previously 11 now 17.

The SEC's active leader with 160 career blocks, Coates is third in South Carolina history in the category. She is just 17 shy of Lakesha Tolliver's (2004-07) career record of 177 and four out of second place (Elem Ibiam, 2012-15).

### Mitchell's March

Senior guard Tiffany Mitchell's work ethic and competitive fire have made her an annual part of the national player of the year conversations, and expectations have been the same this season for the two-time All-American and reigning back-to-back SEC Player of the Year. Ranking among the SEC's best in numerous categories over the last three seasons, Mitchell is steadily moving up various Gamecocks' career charts as well.

Here are a few of the career benchmarks she has a chance to catch:

Category	Current	Chasing	To Go
Points	1,719 (7th)	1,728 (6th)	9
3FG Made	160 (5th)	208 (4th)	48
3FG Att.	389 (9th)	405 (8th)	16
FT Made	411 (T-4th)	418 (3rd)	7
FT Att.	532 (6th)	545 (5th)	13
Steals	213 (T-8th)	215 (7th)	2
Minutes	3,825 (4th)	3,886 (3rd)	61
Games Played	128 (T-5th)	130 (3rd)	2
Games Started	125 (1st)	—	—

### Highest Honors

Experts have their eye on three Gamecocks in the running for national player of the year honors – senior guard Tiffany Mitchell, junior center Alaina Coates and sophomore forward A'ja Wilson. South Carolina is in elite company with that many players in the running.

The Wooden Award got the streak going, announcing its 30-player watch list, which featured all three Gamecocks. South Carolina joined UConn as the only schools with three players selected. The organization released its Midseason Top 20 on Jan. 15, tapping Mitchell and Wilson.

The trio remains part of the Naismith Midseason Watch List, which includes the 34 best players in the nation. South Carolina was one of two teams with three entries.

On both the early season and midseason watch lists for the Ann Meyers Drysdale Award, the USBWA included Mitchell and Wilson, putting South Carolina among just three programs with multiple players recognized.

## Gamecocks Coming Soon!

Head coach Dawn Staley signed two Gamecocks in the early period, adding espnW Top 100 recruits Araion Bradshaw (Hyde Park, Mass./Tabor Academy) and Mikiah "Kiki" Harrigan (Pembroke Pines, Fla./Flanagan) to the South Carolina's 2016-17 roster.

Bradshaw is ranked No. 32 overall in the class and is the No. 10 guard in the group. An athletic, explosive athlete, she averaged nearly 12.0 points as a junior and was just as disruptive on the defensive end. The 5-foot-6 point guard helped Tabor Academy to the finals of the New England Prep School Athletic Council Class A Tournament and earned a spot on the All-New England Team.

Harrigan is the 12th-ranked forward in the nation and comes in at No. 74 overall in the espnW rankings. The 6-foot-2 forward averaged 15.7 points and 9.1 rebounds as a junior to earn Florida Association of Basketball Coaches Class 8A All-State first-team honors.



## South Carolina's Record When...

	vs. Ranked	SEC	All		vs. Ranked	SEC	All
Record.....	10-1	11-0	23-1	No South Carolina players foul out .....	9-0	10-0	21-0
Playing a ranked opponent.....	10-1	7-0	10-1	One or more SC players foul out.....	1-0	1-0	2-0
Playing at home .....	6-1	6-0	12-1	Assist on less than half of field goals made .....	4-1	1-0	7-1
Playing on the road .....	3-0	5-0	8-0	Assist at least half of field goals made.....	6-0	10-0	16-0
Playing at neutral site .....	1-0	0-0	3-0	Assist on at least 2/3 of field goals made .....	1-0	3-0	5-0
Leading at half .....	5-0	7-0	17-0	Scoring more pts. in paint than opponent .....	10-0	10-0	22-0
Trailing at half .....	5-1	3-0	5-1	Scoring equal/less pts. in paint than opp. ....	0-1	1-0	1-1
Tied at half .....	1-0	1-0	1-0	Scoring more pts. off TOs than opponent .....	7-0	8-0	17-0
Playing an overtime game .....	0-0	0-0	0-0	Scoring equal/less pts. off TOs than opp. ....	3-1	3-0	6-1
0 players score in double figures .....	0-0	0-0	0-0	Scoring more 2nd-chance pts. ....	6-0	6-0	16-0
1 player scores in double figures .....	0-0	0-0	0-0	Scoring equal/less 2nd-chance pts.....	4-1	5-0	7-1
2 players score in double figures .....	3-0	2-0	4-0	Scoring more fast break pts.....	7-0	8-0	18-0
3 players score in double figures .....	4-1	3-0	8-1	Scoring equal/less fast break pts.....	3-1	3-0	5-1
4 players score in double figures .....	3-0	5-0	8-0	Wearing white uniforms.....	7-1	7-0	15-1
5 players score in double figures .....	0-0	1-0	3-0	Wearing black uniforms .....	3-0	4-0	8-0
More than 5 players in double figures.....	0-0	0-0	0-0	Wearing pink uniforms .....	0-0	0-0	0-0
Starters out-score opponent's starters .....	7-0	9-0	20-0	Playing in tournaments/classics .....	1-0	4-0	4-0
Opponent's starters score equal/more .....	3-1	2-0	3-1	Playing on live television .....	9-1	11-0	21-1
Bench out-scores opponent's bench .....	6-1	7-0	18-1	Playing in November .....	2-0	7-0	7-0
Opponent's bench scores equal/more.....	4-0	4-0	5-0	Playing in December .....	0-0	5-0	5-0
SC Starters out-score SC Bench.....	10-1	11-0	23-1	Playing in January .....	6-0	9-0	9-0
SC Bench out-scores/ties SC Starters.....	0-0	0-0	0-0	Playing in February .....	2-1	2-0	2-1
Shooting 50% or better .....	1-0	4-0	7-0	Playing in March.....	0-0	0-0	0-0
Shooting between 40-49% .....	9-0	7-0	15-0	Playing during the day.....	5-0	4-0	11-0
Shooting between 30-39% .....	0-0	0-0	1-0	Playing at night .....	5-1	7-0	12-1
Shooting less than 30% .....	0-0	0-0	0-0	Playing on Sunday.....	5-0	5-0	11-0
Opponent shoots 50% or better .....	0-0	0-0	0-0	Playing on Monday .....	0-1	0-1	0-1
Opponent shoots between 40-49% .....	2-1	5-0	7-1	Playing on Tuesday.....	0-0	1-0	1-0
Opponent shoots between 30-39% .....	7-1	4-0	11-1	Playing on Wednesday.....	0-0	2-0	2-0
Opponent shoots less than 30% .....	1-0	2-0	5-0	Playing on Thursday.....	3-0	6-0	6-0
Shooting better than opponent.....	10-0	10-0	22-0	Playing on Friday .....	2-0	2-0	2-0
Shooting worse than/equal to opponent.....	0-1	1-0	1-1	Playing on Saturday.....	0-0	1-0	1-0
Having more FTs made than opponent .....	9-0	9-0	20-0	Margin is less than 5 pts. ....	2-0	1-0	3-0
Having equal/less FTs made than opponent .....	1-1	2-0	3-1	Margin is between 5-9.....	3-0	2-0	3-0
Out-rebounding opponent .....	9-0	10-0	21-0	Margin is between 10-19.....	4-1	6-0	10-1
Having equal/less rebounds than opponent .....	1-1	1-0	2-1	Margin is 20 pts. or more .....	1-0	2-0	7-0
Having more TOs than opponent .....	6-1	4-0	8-1	Having a 20-pt. scorer.....	7-0	8-0	13-0
Having equal or less TOs than opponent.....	4-0	7-0	15-0	Having a 30-pt. scorer.....	0-0	0-0	0-0
Attempting more FT than 3FG.....	10-1	10-0	18-1	Scoring 49 points or less.....	0-0	0-0	0-0
Attempting equal/less FT than 3FG .....	0-0	1-0	5-0	Scoring 50-59 points .....	2-1	2-0	2-1
Making 5 or more 3FGs.....	2-0	7-0	14-0	Scoring 60-69 points.....	2-0	0-0	5-0
Making less than 5 3FGs.....	8-1	4-0	9-1	Scoring 70-79 points.....	3-0	5-0	6-0
Making no 3 FGs.....	0-0	0-0	0-0	Scoring 80-89 points.....	3-0	4-0	8-0
Attempting 15 or more 3FGs.....	2-0	6-0	13-0	Scoring 90-99 points.....	0-0	0-0	2-0
Attempting less than 15 3FGs.....	8-1	5-0	10-1	Scoring 100 points or more.....	0-0	0-0	0-0

## 2015-16 Team High/Low

South Carolina Highs	South Carolina Lows	Category	Opponent Lows	Opponent Highs
92 vs. UNCG, 11/15 86 vs. Florida, 2/11	55 vs. UConn, 2/8 57 at Mississippi State, 1/24	<b>Points in Game</b> (SEC)	32, Arkansas, 1/3 32, Arkansas, 1/3	80, Ohio State, 11/13 71, Florida, 2/11
56 (2nd) vs. Hampton, 12/16 45 (2nd) at Texas A&M, 1/31 45 (2nd) at Kentucky, 1/14	22 (1st) at Mississippi State, 1/24 22 (1st) at Mississippi State, 1/24	<b>Points in a Half</b> (SEC)	13 (1st), Winthrop, 12/13 14 (2nd), Arkansas, 1/3	47 (1st), Ohio State, 11/13 41 (2nd), Missouri, 1/10
35 (2nd) vs. Arkansas, 1/3  35 (2nd) vs. Arkansas, 1/3	7 (1st) at Mississippi State, 1/24  7 (1st) at Mississippi State, 1/24	<b>Points in a Quarter</b> (SEC)	5 (2nd), at Auburn, 1/21 5 (1st), Missouri, 1/10 5 (2nd), at Auburn, 1/21 5 (1st), Missouri, 1/10	26 (1st), Ohio State, 11/13  24 (4th), Missouri, 1/10
35 vs. CSUB, 11/28 35 vs. UNCG, 11/15 33 vs. Arkansas, 1/3	19 at Mississippi State, 1/24  19 at Mississippi State, 1/24	<b>Field Goals Made</b> (SEC)	13, Arkansas, 1/3  13, Arkansas, 1/3	28, Kentucky, 2/4  28, Kentucky, 2/4
69 vs. Ohio State, 11/13  68 vs. Ole Miss, 1/28	50 vs. Kentucky, 2/4 50 at Vanderbilt, 1/7 50 vs. Kentucky, 2/4 50 at Vanderbilt, 1/7	<b>Field Goal Attempts</b> (SEC)	43, at Clemson, 11/18  53, at Vanderbilt, 1/7	80, Ohio State, 11/13  69, Florida, 2/11 69, Kentucky, 2/4
.548 (34-62) vs. Winthrop, 12/13 .524 (33-63) vs. Arkansas, 1/13	.365 (23-63) at Clemson, 11/18 .412 (26-63) at Kentucky, 1/14	<b>FG Percentage</b> (SEC)	.241 (13-54), Arkansas, 1/3 .241 (13-54), Arkansas, 1/3	.481 (26-54), Ole Miss, 1/28 .481 (26-54), Ole Miss, 1/28
11 vs. Arkansas, 1/3  11 vs. Arkansas, 1/3	1 vs. Arizona State, 11/17  2 vs. Kentucky, 2/4 2 at Texas A&M, 1/31 2 vs. Texas A&M, 1/17	<b>3-Point FG Made</b> (SEC)	1, Arkansas, 1/3 1, Winthrop, 12/13 1, Arkansas, 1/3	10, Ohio State, 11/13  9, at Auburn, 1/21
25 at Clemson, 11/18  23 vs. Ole Miss, 1/28 23 vs. Arkansas, 1/3	10 vs. Duke, 12/6  11 at Texas A&M, 1/31	<b>3-Point FG Attempts</b> (SEC)	7, Texas A&M, 1/17 7, at Clemson, 11/18 7, Texas A&M, 1/17	23, vs. ECU, 12/20 23, Ohio State, 11/13 27, at Auburn, 1/21
32 vs. Missouri, 1/10  32 vs. Missouri, 1/10	8 vs. Arkansas, 1/3  8 vs. Arkansas, 1/3	<b>Free Throws Made</b> (SEC)	4, Winthrop, 12/13  5, Texas A&M, 1/17 5, Arkansas, 1/3	18, Missouri, 1/10 18, Ohio State, 11/13 18, Missouri, 1/10
43 vs. Missouri, 1/10 43 vs. Missouri, 1/10	12 vs. Winthrop, 12/13 13 vs. Arkansas, 1/3	<b>Free Throw Attempts</b> (SEC)	6, at Texas A&M, 1/31 6 at Texas A&M, 1/31	25, at UCLA, 11/22 21, Missouri, 1/10
.875 (14-16) at UCLA, 11/22 .800 (20-25) at Texas A&M, 1/31	.478 (11-23) at Vanderbilt 1/7 .478 (11-23) at Vanderbilt, 1/7	<b>FT Percentage</b> (SEC)	.267 (4-15), Winthrop, 12/13 .500 (5-10), Arkansas, 1/3	1.00 (6-6) at Texas A&M, 1/31 1.00 (6-6) at Texas A&M, 1/31
54 vs. ECU, 12/20  48 vs. Arkansas, 1/3	30 at Vanderbilt, 1/7 30 at Hawaii, 11/29 30 at Vanderbilt, 1/7	<b>Rebounds</b> (SEC)	19, Hampton, 12/16  26, Arkansas, 1/3	43, Texas A&M, 1/17 43, at Kentucky, 1/14 43, Texas A&M, 1/17 43, at Kentucky, 1/14
25 vs. UNCG, 11/15 25 vs. Winthrop, 12/13 24 vs. Ole Miss, 1/28	6 vs. Arizona State, 11/27  9 at Mississippi State, 1/24	<b>Assists</b> (SEC)	3, Ohio State, 11/13  7, at Kentucky, 1/14	16, at Texas A&M, 1/31 16, vs. CSUB, 11/28 16, at Texas A&M, 1/31
15 vs. UNCG, 11/15  14 vs. Missouri, 1/10	3 at Kentucky, 1/14 3 vs. Hampton, 12/16  3 at Kentucky, 1/14	<b>Steals</b> (SEC)	0, at Clemson, 11/18  3, at Kentucky, 1/14	13, Florida, 2/11 13, at UCLA, 11/22 13, Ohio State, 11/13 13, Florida, 2/11
16 vs. Winthrop, 12/13 10 at Kentucky, 1/14	0 at Vanderbilt, 1/7 0 at Vanderbilt, 1/7	<b>Blocked Shots</b> (SEC)	0, at Clemson, 11/18 1, vs. Kentucky, 2/4 1, at Auburn, 1/21 1, at Vanderbilt, 1/7 1, Arkansas, 1/3	10, Ohio State, 11/13 7, Texas A&M, 1/17
21 vs. Florida, 2/11 21 at Mississippi State, 1/24 21 vs. Arizona State, 11/27 21 at UCLA, 11/22	5 vs. CSUB, 11/28 5 at Clemson, 11/18  11 at Kentucky, 1/14 11 at Vanderbilt, 1/7	<b>Turnovers</b> (SEC)	9, Hampton, 12/16 9, at UCLA, 11/22  11, Kentucky, 2/4	21, UNCG, 11/15  20, Missouri, 1/10
21 vs. Florida, 2/11 21 at Mississippi State, 1/24	11 vs. Ole Miss, 1/28 11 vs. Arkansas, 1/3 11 vs. Ole Miss, 1/28 11 vs. Arkansas, 1/3	<b>Fouls</b> (SEC)	16, UConn, 2/8 16, at Auburn, 1/21 16, at Auburn, 1/21	34, Missouri, 1/10  32, Missouri, 1/10

## 2015-16 Individual Superlatives

Category	South Carolina	Opponent
<b>Points in Game</b> (SEC)	29 by Alaina Coates vs. Winthrop, 12/13 27 by Alaina Coates vs. Kentucky, 2/4 27 by A'ja Wilson at Texas A&M, 1/31	36 by Kelsey Mitchell, Ohio State, 11/13 26 by Shandricka Sessom, Ole Miss, 1/28
<b>Points in a Half</b>	20 (2nd) by A'ja Wilson vs. Duke, 12/6 18 (2nd) by Tiffany Mitchell at Texas A&M, 1/31	21 (2nd) by Kelsey Mitchell, Ohio State, 11/13 17 (2nd) by Carla Batchelor, Florida, 2/11 17 (2nd) by Makayla Epps, Kentucky, 2/4
<b>Points in a Quarter</b> (SEC)	15 (3rd) by Tina Roy vs. Arkansas, 1/3 15 (3rd) by Tina Roy vs. Arkansas, 1/3	13 (3rd) by Makayla Epps, Kentucky, 2/4 13 (4th) by Kelsey Mitchell, Ohio State, 11/13 13 (3rd) by Makayla Epps, Kentucky, 2/4
<b>Field Goals Made</b> (SEC)	13 by Alaina Coates vs. Winthrop, 12/13 11 by A'ja Wilson vs. Texas A&M, 1/17 11 by A'ja Wilson at Kentucky, 1/14	11 by Shandricka Sessom, Ole Miss, 1/28 11 by Shandricka Sessom, Ole Miss, 1/28
<b>Field Goal Attempts</b> (SEC)	19 by A'ja Wilson vs. Texas A&M, 1/17 19 by A'ja Wilson vs. Duke, 12/6 19 by A'ja Wilson vs. Texas A&M, 1/17	25 by Victoria Vivians, at Mississippi State, 1/24 25 by Victoria Vivians, at Mississippi State, 1/24
<b>FG Percentage</b> (SEC)	1.00 (3-3) by Alaina Coates vs. Missouri, 1/10 1.00 (3-3) by Tina Roy vs. Elon, 12/22 1.00 (3-3) by Shay Colley vs. CSU Bakersfield, 11/28 1.00 (3-3) by Alaina Coates vs. Missouri, 1/10	1.00 (3-3) by Tra'cee Tanner, at Auburn, 1/21 1.00 (3-3) by Tra'cee Tanner, at Auburn, 1/21
<b>3-Point FG Made</b> (SEC)	7 by Tina Roy vs. Arkansas, 1/3 7 by Tina Roy vs. Arkansas, 1/3	5 by Katie Frerking, at Auburn, 1/21 5 by Katie Frerking, at Auburn, 1/21
<b>3-Point FG Attempts</b> (SEC)	12 by Tina Roy vs. Arkansas, 1/3 12 by Tina Roy vs. Arkansas, 1/3	12 by Katie Frerking, at Auburn, 1/21 12 by Katie Frerking, at Auburn, 1/21
<b>3-Point FG Percentage</b> (SEC)	1.00 (3-3) by Tina Roy vs. Elon, 12/22 .750 (3-4) by Tina Roy at Mississippi State, 1/24	.800 (4-5) by Ameryst Alston, Ohio State, 11/13 .600 (3-5) by Jordan Jones, Texas A&M, 1/17
<b>Free Throws Made</b> (SEC)	9 by A'ja Wilson at Texas A&M, 1/31 9 by A'ja Wilson at Texas A&M, 1/31	12 by Kelsey Mitchell, Ohio State, 11/13 7 by Jordan Frericks, Missouri, 1/10
<b>Free Throw Attempts</b> (SEC)	12 by Alaina Coates vs. Kentucky, 2/4 12 by Alaina Coates vs. Missouri, 1/10 12 by Alaina Coates vs. Kentucky, 2/4 12 by Alaina Coates vs. Missouri, 1/10	13 by Kelsey Mitchell, Ohio State, 11/13 8 by Jordan Frericks, Missouri, 1/10 8 by Cierra Porter, Missouri, 1/10
<b>FT Percentage</b> (SEC)	1.000 (7-7) by Tiffany Mitchell vs. Florida, 2/11 1.000 (7-7) by Tiffany Mitchell vs. Florida, 2/11	1.00 (6-6) by Ketara Chapel, at Mississippi State, 1/24 1.00 (6-6) by Jada Payne, East Carolina, 12/20 1.00 (6-6) by Ketara Chapel, at Mississippi State, 1/24
<b>Rebounds</b> (SEC)	16 by Alaina Coates vs. Winthrop, 12/13/15 14 by Alaina Coates vs. Ole Miss, 1/28	15 by Shayla Cooper, Ohio State, 11/13 10 by Batouly Camara, at Kentucky, 1/14
<b>Assists</b> (SEC)	6 by Alaina Coates at Texas A&M, 1/31 6 by Khadijah Sessions vs. Winthrop, 12/13 6 by Bianca Cuevas vs. CSU Bakersfield, 11/28 6 by Asia Dozier vs. UNCG, 11/15 6 by Tina Roy vs. UNCG, 11/15 6 by Alaina Coates at Texas A&M, 1/31	9 by Jordan Jones, at Texas A&M, 1/31
<b>Steals</b> (SEC)	5 by Bianca Cuevas vs. Missouri, 1/10 5 by Bianca Cuevas vs. Missouri, 1/10	6 by Jordin Canada, at UCLA, 11/22 3 by Shequila Joseph, Ole Miss, 1/28
<b>Blocked Shots</b> (SEC)	10 by Alaina Coates vs. Winthrop, 12/13 8 by A'ja Wilson vs. Texas A&M, 1/17 8 by A'ja Wilson at Kentucky, 1/14	5 by Breanna Stewart, UConn, 2/8 3 by Khaalia Hillsman, at Texas A&M, 1/31
<b>Turnovers</b> (SEC)	8 by Tiffany Mitchell vs. Ohio State, 11/13 7 by Doniyah Cliney vs. Florida, 2/11 7 by Tiffany Mitchell at Mississippi State, 1/24	8 by Shayla Cooper, Ohio State, 11/13 6 by Courtney Williams, at Texas A&M, 1/31



## Gamecock Career Highs

### Alaina Coates

**Pts** 29 vs. Winthrop, 12/13/15  
**FG** 13 vs. Winthrop, 12/13/15  
**FGA** 16 vs. Vanderbilt, 1/5/14  
**FG %** 1.000 (7-7) vs. SC St., 12/22/13  
**FT** 11 at San Diego St., 11/23/13  
**FTA** 15 at San Diego St., 11/23/13  
**FT %** 1.000 (10-10) vs. North Carolina, 3/27/15  
**Reb** 17 vs. Kentucky, 1/9/14  
**Off Reb** 7 vs. Kentucky, 1/9/14  
**Def Reb** 13 vs. CSU Northridge, 3/23/14  
**Blk** 10 vs. Winthrop, 12/13/15  
**Stl** 3, 5x, last vs. Florida, 2/11/16  
**Asst** 6 at Texas A&M, 1/31/16  
**Min** 38 at Texas A&M, 1/31/16

### Bianca Cuevas

**Pts** 21 at Ole Miss, 2/1/15  
**FG** 8 vs. CSUB, 11/28/15  
**FGA** 14 at Georgia, 2/5/15  
**FG %** .833 (5-6) at Hampton, 12/17/14  
**3FG** 2, 5x, last vs. CSUB, 11/28/15  
**3FGA** 6 vs. Clemson, 11/20/14  
**3FG %** .667 (2-3) at Hampton, 12/17/14  
**FT** 9 at Ole Miss, 2/1/15  
**FTA** 11 at Ole Miss, 2/1/15  
**FT %** 1.000 (5-5) vs. Syracuse, 3/22/15  
**Reb** 4, 6x, last vs. Duke, 12/6/15  
**Off Reb** 3 vs. Alabama, 1/29/15  
**Blk** 2, 2x, last vs. UConn, 2/8/16  
**Stl** 5 Missouri, 1/10/16  
**Asst** 6 vs. CSUB, 11/28/15  
**Min** 29 at Hawaii, 11/29/15

### Asia Dozier

**Pts** 16, 2x, at San Diego St., 11/23/13  
**FG** 6, 2x, last at Alabama, 1/8/15  
**FGA** 13 at San Diego St., 11/23/13  
**FG %** 1.00 (4-4) at Kentucky, 2/14/13  
**3FG** 4, 2x, last vs. Syracuse, 3/22/15  
**3FGA** 10 at San Diego St., 11/23/13  
**3FG %** 1.000 (2-2), 3x, last vs. East Carolina, 12/20/15  
**FT** 4, 3x, last vs. Florida State, 3/29/15  
**FTA** 7 vs. Elon, 11/9/12  
**FT %** 1.000 (4-4), 2x, last vs. Florida State, 3/29/15  
**Reb** 10 vs. Elon, 11/9/12  
**Off Reb** 4 vs. Elon, 11/9/12  
**Blk** 3 at Kentucky, 3/1/15  
**Stl** 2, 9x, last vs. Hampton, 12/16/15  
**Asst** 6, 3x, last vs. UNCG, 11/15/15  
**Min** 40 at Arkansas, 1/2/14

### India Farmer

**Pts** 3, 2x, last vs. Alabama, 1/19/14  
**FGA** 3 vs. NC Central, 12/2/13  
**3FGA** 2 vs. NC Central, 12/2/13  
**FT** 2 at Florida, 1/19/15  
**FTA** 2, 2x, last, at Florida, 1/19/15  
**FT %** 1.000 (2-2) at Florida, 1/19/15  
**Reb** 3 vs. NC Central, 12/2/13  
**Blk** 2 vs. UNCG, 11/15/15  
**Min** 11 vs. NC Central, 12/2/13

### Sarah Imovbioh

**Pts** 19 vs. Hampton, 12/16/15  
**FG** 6, 2x, last vs. UConn, 2/8/16  
**FGA** 8 vs. Hampton, 12/16/15  
**FG %** 1.00 (6-6) vs. UConn, 2/8/16  
**FT** 7 vs. Hampton, 12/16/15  
**FTA** 9 vs. Hampton, 12/16/15  
**FT %** .777 (7-9) vs. Hampton, 12/16/15  
**Reb** 12 vs. East Carolina, 12/20/15  
**Off Reb** 7 vs. Ole Miss, 1/28/16  
**Def Reb** 8 vs. East Carolina, 12/20/15  
**Stl** 2, 2x, last at Clemson, 11/18/15  
**Asst** 2, 2x, last vs. Missouri, 1/10/16  
**Min** 24 vs. Hampton, 12/16/15

### Tiffany Mitchell

**Pts** 25 vs. Georgia, 2/27/14  
**FG** 8, 7x, last at Vanderbilt, 1/7/16  
**FGA** 17, 2x, last at Texas A&M, 1/31/16  
**FG %** .857 (6-7) vs. Savannah State, 12/14/14  
**3FG** 6, 2x, last at Hampton, 12/17/14  
**3FGA** 8, 2x, last at Hampton, 12/17/14  
**3FG %** 1.000 (6-6) vs. San Diego State, 11/23/14  
**FT** 13 vs. CSU Northridge, 3/23/14  
**FTA** 17 vs. CSU Northridge, 3/23/14  
**FT %** 1.000 (10-10) vs. Georgia, 2/27/14  
**Reb** 11, 5x, last at Arkansas, 1/2/14  
**Off Reb** 6 at Florida, 1/20/13  
**Blk** 3 at Arkansas, 2/19/15  
**Stl** 7 vs. NC Central, 12/1/14  
**Asst** 9 at San Diego State, 11/23/13  
**Min** 40, 3x, last vs. Texas A&M, 1/17/16

### Tina Roy

**Pts** 21 vs. Arkansas, 1/3/16  
**FG** 7 vs. Arkansas, 1/3/16  
**FGA** 14 at UCLA, 11/22/15  
**FG %** 1.000 (4-4) at Alabama, 1/8/15  
**3FG** 7 vs. Arkansas, 1/3/16  
**3FGA** 12 vs. Arkansas, 1/3/16  
**3FG %** 1.000 (3-3), 2x, last vs. Elon, 12/22/15  
**FT** 4 at Southern Cal, 11/25/13  
**FTA** 4, 4x, last vs. Georgia, 2/27/14  
**FT %** 1.000 (4-4) at Southern Cal, 11/25/13  
**Reb** 8 at Mississippi State, 2/6/14  
**Off Reb** 3, 2x, last vs. CSU Northridge, 3/23/14  
**Blk** 2 vs. Mississippi State, 2/6/14  
**Stl** 3, 2x, last vs. Ole Miss, 1/28/16  
**Asst** 10 vs. Savannah State, 12/14/14  
**Min** 37 at UCLA, 11/22/15

### Khadijah Sessions

**Pts** 19 vs. Auburn, 2/3/13  
**FG** 6, 2x, last vs. Seton Hall, 11/17/13  
**FGA** 15 at Missouri, 2/28/13  
**FG %** .833 (5-6) vs. LSU, 2/12/15  
**3FG** 3, 4x, last vs. LSU, 3/7/15  
**3FGA** 6, 3x, last vs. Kentucky, 1/11/15  
**3FG %** 1.00 (3-3) at Kentucky, 2/20/14  
**FT** 8 vs. Auburn, 2/3/13  
**FTA** 12 vs. Missouri, 2/2/14  
**FT %** 1.00 (5-5) at Kentucky, 2/20/14  
**Reb** 6 vs. Clemson, 11/20/14  
**Off Reb** 3, 3x, last at Vanderbilt, 1/7/16  
**Stl** 4, 14x, last vs. Texas A&M, 1/17/16  
**Asst** 8 vs. NC Central, 12/1/14  
**Min** 39 at Texas A&M, 1/31/16

### Jatarie White

**Pts** 14 vs. East Carolina, 12/20/15  
**FG** 5, 2x, last vs. East Carolina, 12/20/15  
**FGA** 12 vs. Clemson, 11/20/14  
**FG %** .626 (5-8) vs. East Carolina, 12/20/15  
**FT** 5 vs. Missouri, 1/10/16  
**FTA** 6, 2x, last vs. Missouri, 1/10/16  
**FT %** 1.000 (2-2), 2x, last vs. Hampton, 12/16/15  
**Reb** 9 vs. Winthrop, 12/13/15  
**Off Reb** 4 at Clemson, 11/18/15  
**Def Reb** 8 vs. Winthrop, 12/13/15  
**Blk** 4 vs. Winthrop, 12/13/15  
**Stl** 2 vs. Syracuse, 3/22/15  
**Asst** 2, 4x, last at Clemson, 11/18/15  
**Min** 22 vs. San Diego St., 11/23/14

### A'ja Wilson

**Pts** 28 vs. Duke, 12/6/15  
**FG** 11, 2x, last vs. Texas A&M, 1/17/16  
**FGA** 19, 2x, last vs. Texas A&M, 1/17/16  
**FG %** .800 (8-10) vs. Savannah State, 12/14/14  
**FT** 11 vs. LSU, 2/12/15  
**FTA** 15 vs. LSU, 2/12/15  
**FT %** 1.00 (5-5), 2x, last vs. Ole Miss, 1/28/16  
**Reb** 19 at Kentucky, 3/1/15  
**Off Reb** 6, 3x, last at Kentucky, 1/14/16  
**Def Reb** 14 at Kentucky, 3/1/15  
**Blk** 8, 2x, last vs. Texas A&M, 1/17/16  
**Stl** 3, 4x, last vs. Central Michigan, 12/20/14  
**Asst** 4 vs. CSUB, 11/28/15  
**Min** 39 at Texas A&M, 1/31/16

## The Last Time...

## Individual

**Scored 50 Points**

**South Carolina** 51, Jocelyn Penn vs. Stetson, 1/4/03  
**Opponent** Never

**Scored 40 Points**

**South Carolina** 51, Jocelyn Penn vs. Stetson, 1/4/03  
**Opponent** 46, Cornelia Gayden, LSU, 1/14/95

**Scored 30 Points**

**South Carolina** 30, Ieasia Walker vs. Clemson, 11/18/10  
**Opponent** 36, Kelsey Mitchell, Ohio State, 11/13/15

**Grabbed 20 Rebounds**

**South Carolina** 25, Kelsey Bone vs. Boston University, 12/28/09  
**Opponent** 24, Courtney Paris, Oklahoma, 12/30/07

**Grabbed 15 Rebounds**

**South Carolina** 15, Alaina Coates vs. East Carolina, 12/20/15  
**Opponent** 15, Shayla Cooper, Ohio State, 11/13/15

**Two Players with 20 or More Points**

**South Carolina** A'ja Wilson 27/Tiffany Mitchell 20 at Texas A&M, 1/31/16  
**Opponent** Kelsey Mitchell 36/Ameryst Alston 23, Ohio State, 11/13/15

**Two Players with 10 or More Rebounds**

**South Carolina** A'ja Wilson 13/Alaina Coates 11 at Kentucky, 1/14/16  
**Opponent** Breanna Stewart 10/Gabby Williams 10, UConn, 2/8/16

**Had 10 Assists**

**South Carolina** 10, Tina Roy vs. Savannah State, 12/14/14  
**Opponent** 11, Marneshia Richard, Mississippi State, 1/21/07

**Had Five Steals**

**South Carolina** 5, Bianca Cuevas vs. Missouri, 1/10/16  
**Opponent** 6, Jordyn Canada, at UCLA, 11/22/15

**Had Five Blocked Shots**

**South Carolina** 8, A'ja Wilson vs. Texas A&M, 1/17/16  
**Opponent** 5, Breanna Stewart, UConn, 2/8/16

**Had a Double-Double**

**South Carolina** Alaina Coates (14 pts/11 rebs) vs. Florida, 2/11/16  
**Opponent** Breanna Stewart (25 pts/10 rebs), UConn, 2/8/16

**Two Players had a Double-Double**

**South Carolina** Alaina Coates (12 pts/10 rebs)/A'ja Wilson (27 pts/10 rebs) at Texas A&M, 1/31/16  
**Opponent** Sheila Boykin (12 pts/12 rebs)/Danielle Ballard (16 pts/12 rebs), LSU, 2/12/15

**Three Players had a Double-Double**

**South Carolina** Ashley Bruner (16 pts/12 rebs)/Aleighsa Welch (16 pts/ 11 rebs)/Elem Ibiam (12 pts/10 rebs) vs. Kansas, 3/25/13  
**Opponent** Merlakia Jones (26 pts/10 rebs)/Takilya Davis (19 pts/13 rebs)/DeLisha Milton (14 pts/15 rebs), at Florida, 2/20/94

**Had a Triple-Double**

**South Carolina** Alaina Coates (29 pts/16 rebs/10 blks) vs. Winthrop, 12/13/15  
**Opponent** Never

## Team

**Scored 100 Points**

**South Carolina** 102 at Alabama, 1/8/15  
**Opponent** 103, Clemson, 11/21/03

**Won by 30 or More Points**

**South Carolina** 85-32 (53) vs. Arkansas, 1/3/16  
**Opponent** 66-34 (32), Georgia, 3/4/11

**Shot 65% or Better from the Field**

**South Carolina** .652 (45-69) vs. East Tennessee State, 12/19/00  
**Opponent** Never

**Shot 60% or Better from the Field**

**South Carolina** .612 (30-49) vs. Florida State, 3/29/15  
**Opponent** .604 (29-48), Vanderbilt, 1/18/01

**Shot 50% or Better from the Field**

**South Carolina** .520 (26-50) vs. Kentucky, 2/4/16  
**Opponent** .554 (31-56), at UConn, 2/9/15

**No Players in Double-Figure Points**

**South Carolina** at Auburn, 1/19/12  
**Opponent** Arkansas, 1/3/16

**Five Players in Double-Figure Points**

**South Carolina** vs. Arkansas, 1/3/16  
**Opponent** Arkansas, 2/14/10

**More Than Five Players in Double-Figure Points**

**South Carolina** 6 vs. Syracuse, 3/22/15  
**Opponent** 6 at Georgia, 2/13/03

**Faced AP Top-25 Opponent**

**Win** 86-71 vs. No. 16 Florida, 2/11/16  
**Loss** 56-67 at No. 13 Kentucky, 3/1/15

**Faced AP Top-10 Opponent**

**Win** 70-63 at No. 10 Texas A&M, 1/31/16  
**Loss** 87-62 at No. 2 UConn, 2/9/15

**Faced AP Top-5 Opponent**

**Win** 62-46 vs. No. 5 Tennessee, 3/8/15  
**Loss** 87-62 at No. 2 UConn, 2/9/15

**Faced AP No. 1 Team**

**Win** Never  
**Loss** 54-66 vs. No. 1 UConn, 2/8/16

**Overtime Game**

**Win** 58-55 vs. Drexel, 11/28/12  
**Loss** 65-57 at Texas A&M, 1/16/14

**Double-Overtime Game**

**Win** 92-91 at Florida State, 2/4/91  
**Loss** 92-94 at Clemson, 11/19/09

**South Carolina Was Ranked (AP Poll)**

**No. 1** 2/9/15  
**Top 10** No. 2, 2/8/16  
**Top 25** No. 2, 2/8/16

## Staley Era Team Records

*Italics indicates set in 2015-16*

### Scoring

Most	Points
1. vs. Savannah State, 12/14/14	111
2. at Alabama, 1/8/15	102
3. vs. Clemson, 11/20/14	99
vs. Ole Miss, 1/30/14	99
vs. Charleston Southern, 11/8/13	99

Fewest	Points
1. at Stanford, 11/26/10	32
2. vs. Georgia, 3/4/11	34
3. vs. Mississippi State, 3/5/09	39
4. at Georgia, 1/13/13	40
5. at Mississippi State, 2/26/09	41

Fewest Allowed	Points
1. vs. South Carolina State, 12/14/11	21
2. vs. Presbyterian, 11/27/11	24
3. vs. NC Central, 12/1/14	26
vs. SC State, 12/22/13	26
5. vs. NC Central, 12/2/13	27

Most Allowed	Points
1. at Clemson, 11/19/09	94
2. vs. North Carolina, 12/20/09	93
3. at Connecticut, 2/9/15	87
4. vs. Xavier, 11/12/10	84
5. at Tennessee, 2/17/11	82
at Florida, 2/22/09	82

### Margin of Outcome

Victory	Score	Margin
1. vs. Charleston Southern, 11/8/13	99-29	+70
2. vs. NC Central, 12/1/14	90-26	+64
3. vs. Savannah State, 12/14/14	111-49	+62
4. vs. Clemson, 11/20/14	99-41	+58
5. vs. <i>Arkansas</i>	85-32	+53

Defeat	Score	Margin
1. at Stanford, 11/26/10	32-70	-38
2. vs. Georgia, 3/4/11	34-66	-32
3. vs. Stanford, 12/19/08	47-78	-31
4. at Penn State, 11/21/10	48-78	-30
5. vs. Connecticut, 12/28/08	48-77	-29

### Field Goals

Made	FGM
1. vs. Charleston Southern, 11/8/13	39
2. vs. Savannah State, 12/14/14	38
vs. Clemson, 11/20/14	38
4. at Alabama, 1/8/15	37
vs. Central Michigan, 12/20/14	37

Attempts	FGA
1. vs. Penn State, 11/20/11	76
2. at Clemson, 11/19/09	74
3. vs. Tennessee, 1/20/11	73
4. vs. Central Michigan, 12/20/14	72
vs. Clemson, 11/20/14	72
vs. Kansas, 3/25/13	72

Highest Percentage (Min. 40 FGA)	FGM-A	Pct
1. vs. Savannah State, 3/20/15	34-53	.642
2. at Alabama, 1/8/15	37-58	.638
3. vs. Florida State, 3/29/15	30-49	.612
4. vs. Charleston Southern, 11/8/13	39-64	.609
5. vs. Ole Miss, 1/30/14	31-51	.608

Lowest Percentage (Min. 40 FGA)	FGM-A	Pct
1. at Stanford, 11/26/10	12-55	.218
2. vs. Georgia, 3/4/11	12-52	.231
3. at Florida, 1/20/13	15-64	.234
4. at Kentucky, 2/5/09	13-55	.236
5. at Georgia, 1/2/11	13-54	.241

Lowest Percentage Allowed	FGM-A	Pct
1. vs. South Carolina State, 12/14/11	6-48	.125
2. vs. NC Central, 12/2/13	8-50	.160
3. vs. Charleston Southern, 11/8/13	10-54	.185
4. vs. Arkansas, 3/6/15	11-57	.193
vs. Hampton, 11/22/12	11-57	.193

Highest Percentage Allowed	FGM-A	Pct
1. vs. Connecticut, 12/28/08	35-62	.565
vs. Florida, 1/9/11	26-46	.565
3. vs. Xavier, 11/12/10	34-61	.557
4. at Connecticut, 2/9/15	31-56	.554
5. at Kentucky, 1/13/11	30-55	.545

### 3-Point Field Goals

Made	3FGM
1. vs. <i>Arkansas</i> , 1/3/16	11
at Alabama, 1/8/15	11
3. at <i>Vanderbilt</i> , 1/7/16	10
4. vs. <i>Winthrop</i> , 12/13/15	9
10 other times	9

Attempts	3FGA
1. vs. Penn State, 11/20/11	29
2. vs. College of Charleston, 11/14/13	28
vs. North Carolina, 12/19/10	28
4. vs. Syracuse, 11/28/14	26
5. at <i>Clemson</i> , 11/18/15	25
vs. Savannah State, 11/15/12	25
at Ole Miss, 1/16/11	25

Percentage (Min. 5 3FGA)	3FGM-A	Pct
1. vs. Oregon State, 3/25/14	4-6	.667
vs. Ole Miss, 1/30/14	4-6	.667
vs. Savannah State, 12/28/13	4-6	.667
vs. Western Carolina, 12/29/12	6-9	.667
at Alabama, 1/10/10	8-12	.667
vs. Charlotte, 12/21/08	8-12	.667

### Free Throws

Made	FTM
1. vs. Savannah State, 12/14/14	34
vs. Oregon State, 3/25/14	34
3. vs. <i>Missouri</i> , 1/10/16	32
vs. Ole Miss, 1/30/14	32
at Mississippi State, 1/6/13	32

Attempts	FTA
1. at Mississippi State, 1/6/13	50
2. vs. Savannah State, 12/28/13	48
3. vs. Savannah State, 12/14/14	47
4. vs. Missouri, 2/2/14	46
5. vs. Seton Hall, 11/17/13	44
vs. SC State, 12/21/12	44

Percentage (Min. 10 FTA)	FTM-A	Pct
1. vs. Alabama, 1/19/14	10-11	.909
2. vs. Auburn, 1/2/09	23-26	.885
3. at <i>UCLA</i> , 11/22/15	14-16	.875
vs. San Diego State, 11/28/09	14-16	.875
5. at Mississippi State, 2/6/14	20-23	.870

### Rebounding

Total	Rebs
1. vs. College of Charleston, 11/14/13	62
2. at Florida, 1/20/13	59
3. vs. Hampton, 11/22/12	57
4. vs. Savannah State, 12/14/14	56
5. vs. Kentucky, 1/11/15	55

Margin	Rebs	Margin
1. vs. Savannah State, 12/14/14	56-21	+35
2. vs. <i>Hampton</i> , 12/16/15	52-19	+33
3. at Alabama, 2/7/13	53-24	+29
4. vs. Hampton, 12/17/14	48-21	+27
5. vs. SC State, 12/22/13	47-21	+26
vs. Florida Gulf Coast, 11/23/12	46-20	+26

### Assists

Game	Assists
1. vs. NC Central, 12/11/14	26
2. vs. <i>Winthrop</i> , 12/13/15	25
vs. <i>UNCG</i> , 11/15/15	25
vs. San Diego State, 11/23/14	25
vs. Clemson, 11/20/14	25
vs. Alabama, 1/19/14	25
vs. Charleston Southern, 11/8/13	25

### Steals

Game	Steals
1. vs. NC Central, 12/11/14	21
vs. Furman, 12/11/11	21
3. vs. San Diego State, 11/23/14	18
4. vs. Charleston Southern, 11/8/13	17
5. vs. NC State, 12/12/10	16
vs. USC Upstate, 12/16/08	16

### Blocked Shots

Game	Blocks
1. vs. <i>Winthrop</i> , 12/13/15	16
2. vs. Arkansas, 3/6/15	15
3. at Mississippi State, 2/6/14	14
vs. Kentucky, 1/9/14	14
5. at Kentucky, 3/1/15	12
vs. Charleston Southern, 11/14/13	12

### Turnovers

Fewest	TOs
1. at Tennessee, 2/2/12	4
2. vs. <i>CSU Bakersfield</i> , 11/28/15	5
at <i>Clemson</i> , 11/18/15	5
vs. Tennessee, 2/23/15	5
vs. Syracuse, 11/28/14	5
at Missouri, 2/28/13	5
vs. Georgia, 3/2/12	5
vs. Ole Miss, 3/3/11	5

Most	TOs
1. at Wake Forest, 12/3/08	32
2. vs. Hampton, 11/22/12	29
vs. Kentucky, 1/15/12	29
4. at Kentucky, 1/13/11	28
5. vs. Jacksonville, 12/30/08	26



# Dawn Staley

**Head Coach**  
**8th Season at South Carolina**  
**Virginia, 1992**



When three-time Olympic gold medalist Dawn Staley took the reins of the University of South Carolina women's basketball program on May 10, 2008, the Gamecocks' stature immediately rose not just in the Southeastern Conference but on the national stage as well. Building on a foundation of hard work, defensive effort and a "team first" mentality, South Carolina began to realize those expectations in 2011-12, and the program has continued to thrive. The Gamecocks boast four straight 25-win seasons, which include two SEC regular-season championships (2014, 2015), an SEC Tournament title (2015), an NCAA Final Four appearance (2015) and two other Sweet 16 seasons (2012, 2014), the program's first ever No. 1 national ranking and a school-record 34 wins in 2014-15. Staley's success has united every demographic in the state of South Carolina as the Gamecocks' fan based has tripled over the last three seasons, leading the nation in home attendance in 2014-15 at 12,293 fans per game and pacing the country in attendance increase in 2013-14 and 2014-15.

While her coaching career is blossoming, Staley is still recognized for her body of work as a one of the most decorated participants in United States women's basketball history. The Naismith Memorial Basketball Hall of Fame solidified her legacy with her enshrinement into the Hall as part of the Class of 2013. The Phoenix Club of Philadelphia established the Dawn Staley Award recognizing the nation's top guard in women's Division I basketball in 2013 as well. Staley was inducted into the Women's Basketball Hall of Fame as part of the Class of 2012 and was one of the final nominees for induction to the U.S. Olympic Hall of Fame the same year. In the summer of 2011, the WNBA recognized her as one of the league's "Top 15," honoring the most influential players in the league's history.

In her 16th season as a head coach, Staley has led her teams to six 25-win seasons, a total of 12 postseason appearances (two WNIT) and 34 weeks in the Associated Press top 10, including 12 in the No. 1 spot.

At the helm of the Gamecocks over the last seven seasons, Staley has been named National Coach of the Year (2014, *Basketball Times*), a Naismith National Coach of the Year Finalist (2014, 2015), SEC Coach of the Year (2014, *Coaches and AP*; 2015, *Coaches*) and BCA Female Coach of the Year (2012). She has coached two All-Americans, 16 All-SEC selections, six SEC All-Freshman team selections, two SEC Player of the Year choices, an SEC Sixth Player of the Year, an SEC Defensive Player of the Year and three SEC Freshman of the Year winners. South Carolina has turned in historic seasons each of the last four, especially standing out among the program's 24 seasons in the SEC, posting 25 wins in 2011-12 and 2012-13, 29 wins in 2013-14 and a school-record 34 victories in 2014-15. The Gamecocks have won more SEC games than the season before in each of Staley's last six seasons, and her 67 SEC victories are more than any other Gamecock coach, accounting for 51.1 percent of the program's total 131 league wins. She has helped the Gamecocks to four of the program's five top-four finishes in the SEC, including the first regular-season championship in 2013-14 and a share of the same title in 2014-15. Her 113 overall wins in the last four seasons mark the most successful four-year stretch in program history. Off the court, Staley's Gamecocks have been active in the community and thriving in the classroom. Every student-athlete who completed her eligibility under Staley at South Carolina has graduated or is on track to graduate, and the team GPA has been over 3.0 for the last six semesters. During the historic 2014-15 season, eight Gamecocks posted at least a 3.0 GPA for the year.

## Year-by-Year Coaching Record

Year	School	Record	Conf. Rec.	Conf. Finish	Postseason
2000-01	Temple	19-11	11-5	2nd East	WNIT
2001-02	Temple	20-11	12-4	2nd East	A-10 Tourn. Champ./NCAA 1st Round
2002-03	Temple	14-15	9-7	2nd East	
2003-04	Temple	21-10	14-2	1st East	A-10 Tourn. Champ./NCAA 1st Round
2004-05	Temple	28-4	16-0	1st East*	A-10 Tourn. Champ./NCAA 2nd Round
2005-06	Temple	24-8	12-4	3rd	A-10 Tourn. Champ./NCAA 1st Round
2006-07	Temple	25-8	13-1	2nd	NCAA 2nd Round
2007-08	Temple	21-13	12-2	T-1st	NCAA 1st Round
2008-09	South Carolina	10-18	2-12	11th	
2009-10	South Carolina	14-15	7-9	T-7th	
2010-11	South Carolina	18-15	8-8	T-5th	WNIT 2nd Round
2011-12	South Carolina	25-10	10-6	T-4th	NCAA Sweet 16
2012-13	South Carolina	25-8	11-5	T-4th	NCAA 2nd Round
2013-14	South Carolina	29-5	14-2	1st	NCAA Sweet 16
2014-15	South Carolina	34-3	15-1	T-1st	SEC Tourn. Champ./NCAA Final Four
2015-16	South Carolina	22-1	10-0		
<b>Career</b>	<b>16th season</b>	<b>350-155</b>	<b>177-68</b>		
<b>At SC</b>	<b>8th season</b>	<b>178-75</b>	<b>78-43</b>		

## Coaching Highlights

### College

- 10 NCAA Tournament Appearances (4 at South Carolina)
- 10 20-Win Seasons (4 at South Carolina)
- 3 Regular-Season Conference Titles (SEC 2014, 2015; A-10 2008)
- 5 Conference Tournament Titles (SEC 2015; A-10 2002, 2004, 2005, 2006)
- 2-time Naismith National Coach of the Year Finalist (2014, 2015)
- *Basketball Times* National Coach of the Year (2014)
- 3-time WBCA Region Coach of the Year (Region 3 2014, 2015; Region 1 2005)
- Four-time Conference Coach of the Year (SEC 2014, 2015; A-10 2004, 2005)

### USA Basketball

- Senior National Team Asst. Coach (2006-08, 2014-16) – FIBA World Championship gold medal (2014), Beijing Olympics gold medal (2008), FIBA Americas Championship gold medal (2007), FIBA World Championship bronze medal (2006)
- U19 National Team Head Coach – FIBA U19 World Championship gold medal (2015)
  - > 2015 USA Basketball co-National Coach of the Year
- U18 National Team Head Coach – FIBA U18 Americas Championship gold medal (2014)
- Pan Am Games Head Coach – Gold medal (2007)

## Playing Highlights

### U.S. Professional – 11 seasons

- Five-time WNBA All-Star (2001-03, 2005-06)
- Two-time ABL All-Star (1997, 1998)
- WNBA All-Decade Team

### USA Basketball

- Olympic gold medalist (1996, 2000, 2004)
- Flag bearer for U.S. in Olympic Games Opening Ceremony (2004)
- Two-time USA Basketball Female Athlete of the Year (1994, 2004)

### College – Virginia (1989-92)

- Kodak All-America (1990, 1991, 1992)
- Honda-Broderick Cup Award for Collegiate Female Athlete of the Year (1991)
- Two-time ACC Player of the Year (1991, 1992)
- NCAA Tournament MOP (1991)

## Other Notables

- Naismith Memorial Basketball Hall of Fame, Class of 2013
- Women's Basketball Hall of Fame, Class of 2012



# DONIYAH CLINEY

6-0 • R-Fr. • G • Newark, N.J. • Shabazz  
Major: Sociology



## 2015-16

- Has played in 10 games following hand injury, drawing one start
- Scored five of team's first eight points in first career start against #16/19 Florida (Feb. 11) en route to first double-digit scoring game
- Efficient in relief of Tiffany Mitchell (injury) against #18/18 Kentucky (Feb. 4), notching seven points (3-of-4 shooting) that included a key bucket in transition during South Carolina's 10-2 run to end the game
- Scored her four points against Ole Miss (Jan. 28) during 13-4 fourth-quarter run to end Rebels' rally
- Made an impact on the boards against Ole Miss (Jan. 28), grabbing a career-best three rebounds in 12 minutes of action
- Showed her court vision at Auburn (Jan. 21) handing out three assists in the second half while capping the third quarter with her first career 3-pointer
- Added five points to win over No. 20/- Missouri (Jan. 10), finding her way in pace of play on both sides of the ball after not seeing game action since high school (2013-14)
- Made her South Carolina debut at Vanderbilt (Jan. 7), tallying two points in five minutes of action
- Was having great pre-season before surgery on her right hand in early November ... had cast removed Dec. 17 and was fully cleared for practice in January

## Miscellaneous

	Season	Career
<b>10+ Points</b>	1	1
<b>5+ Assists</b>	0	0
<b>Tm-High Points</b>	0	0
<b>Tm-High Assists</b>	0	0

## Career Highs

<b>Pts</b> .....	10 vs. Florida, 2/11/16
<b>Rebs</b> .....	3, 2x, last vs. Florida, 2/11/16
<b>Blks</b> .....	
<b>Stls</b> .....	2 vs. Florida, 2/11/16
<b>Assts</b> .....	3 at Auburn, 1/21/16
<b>Min</b> .....	26 vs. Kentucky, 2/4/16

## SEC Career Highs

<b>Pts</b> .....	10 vs. Florida, 2/11/16
<b>Rebs</b> .....	3, 2x, last vs. Florida, 2/11/16
<b>Blks</b> .....	
<b>Stls</b> .....	2 vs. Florida, 2/11/16
<b>Assts</b> .....	3 at Auburn, 1/21/16
<b>Min</b> .....	26 vs. Kentucky, 2/4/16

## 2015-16 Game-by-Game

Opponent	Date	GS	MIN	FG-A	3FG-A	FT-A	Reb	A	TO	B	S	TP
Ohio State	11/13					— DNP —						
UNCG	11/15					— DNP —						
at Clemson	11/18					— DNP —						
at UCLA	11/22					— DNP —						
vs. Arizona State	11/27					— DNP —						
vs. CSUB	11/28					— DNP —						
vs. Hawaii	11/29					— DNP —						
Duke	12/6					— DNP —						
Winthrop	12/13					— DNP —						
Hampton	12/16					— DNP —						
vs. East Carolina	12/20					— DNP —						
Elon	12/22					— DNP —						
Arkansas	1/3					— DNP —						
at Vanderbilt	1/7	5	1-2	0-0	0-0	0-0-0	0	0	0	0	0	2
Missouri	1/10	14	2-5	0-0	1-1	1-0-1	0	0	0	1	1	5
at Kentucky	1/14	5	0-2	0-0	0-0	0-0-0	0	0	0	0	0	0
Texas A&M	1/17					— DNP —						
at Auburn	1/21	11	1-2	1-2	0-0	0-2-2	3	1	0	0	0	3
at Miss. State	1/24	9	0-0	0-0	1-4	0-0-0	0	1	0	0	0	1
Ole Miss	1/28	12	1-5	0-1	2-4	2-1-3	1	1	0	0	0	4
at Texas A&M	1/31	1	0-0	0-0	0-0	0-0-0	0	0	0	0	0	0
Kentucky	2/4	26	3-4	0-0	1-1	0-1-1	2	2	0	1	1	7
UConn	2/8	20	1-3	1-2	1-2	0-0-0	1	1	0	0	0	4
Florida	2/11	*	19	3-5	1-2	3-4	1-2-3	2	7	0	2	10

## Career Stats at South Carolina

Year	GP	GS	Min	Avg	FG	FGA	Pct	3FG	FGA	Pct	FT	FTA	Pct	Off	Def	Tot	Avg	PF	FO	A	TO	Blk	Stl	Pts	Avg	
2014-15	— Did Not Play —																									
2015-16	10	1	121	12.1	12	28	.429	3	7	.429	9	16	.563	4	6	10	1.0	18	0	9	13	0	4	36	3.6	
<b>Career</b>	<b>10</b>	<b>1</b>	<b>121</b>	<b>12.1</b>	<b>12</b>	<b>28</b>	<b>.429</b>	<b>3</b>	<b>7</b>	<b>.429</b>	<b>9</b>	<b>16</b>	<b>.563</b>	<b>4</b>	<b>6</b>	<b>10</b>	<b>1.0</b>	<b>18</b>	<b>0</b>	<b>9</b>	<b>13</b>	<b>0</b>	<b>4</b>	<b>36</b>	<b>3.6</b>	



# ALAINA COATES

6-4 • Jr. • C • Irmo, S.C. • Dutch Fork  
Major: Social Work



### Career Highlights

- |  |   |
|--|---|
| Naismith Midseason Watch List (2015-16)            | 2015 SEC All-Tournament Team                      |
| Wooden Award Watch List (2015-16)                  | 2015 Naismith Trophy Top 50 Watch List            |
| SEC Player of the Week (Feb. 2)                    | 2014 SEC Co-6th Player of the Year (Coaches)      |
| Preseason All-SEC First Team (Coaches, Media)      | 2014 SEC Freshman of the Year (Coaches, AP)       |
| 2015 SEC All-Defensive Team                        | 2014 Freshman All-America First Team (Full Court) |
| All-SEC 2nd Team (Coaches - 2014, 2015; AP - 2015) | 2014 SEC All-Freshman Team                        |
| 2015 NCAA Greensboro Region MOP                    | 5-time SEC Freshman of the Week (2013-14)         |

### Miscellaneous

	Season	Career
Triple-Double	1	1
Double-Double	13	35
20+ Points	3	11
10+ Points	17	64
10+ Rebounds	16	41
5+ Blocks	1	4
Tm-High Points	4	16
Tm-High Rebs.	17	51

### 2015-16

- Leads the nation in field goal percentage (.682), is 12th in double-doubles and 29th in rebounding
- Ranks first in SEC in double-doubles and rebounding, fifth in blocks (1.4) and 14th in scoring
- Averaging a double-double on the season overall and in SEC play
- Holds third place in school history with 160 career blocks, just 17 away from the school record
- Became the 31st player in program history to net 1,000 career points and the 10th to do it with 800 rebounds
- Has tallied 13 double-doubles (11 in her last 15 games), including one triple-double
- Led team in rebounds 17 times – at Clemson, at UCLA, Winthrop, Hampton, vs. ECU, Elon, Arkansas, at Vandy, Missouri, Texas A&M, at Auburn, at Miss. St., Ole Miss, at Texas A&M, Kentucky, UConn, Florida
- Scored eight of her 14 points in the second half against #16/19 Florida (Feb. 11), including six in the fourth quarter to go along with two key assists that helped the Gamecocks preserve their lead down the stretch
- Dominated both ends of the floor against #18/18 Kentucky (Feb. 4), especially down the stretch with 12 of her SEC career-high 27 points coming in the fourth quarter on 4-of-4 field goals and 4-of-5 free throws
- Quietly stuffed the stat sheet at #10/10 Texas A&M (Jan. 31), adding career-high six assists to her double-double and helping key a 10-0 fourth-quarter run that turned a deficit into a six-point lead with solid defense at the rim, three defensive rebounds and a drive to the basket
- Grabbed nine of her 14 rebounds against Ole Miss (Jan. 28) in the first half and scored five of last seven points of the half
- Shook off tough scoring night with great rebounding at #10/10 Mississippi State (Jan. 24), including six in a tight third quarter and her 11th of the night sparking a transition layup for a six-point lead with 3:01 to play
- Established inside game early with six of team's first 12 points at Auburn (Jan. 21) and nearly had double-double by halftime

### Career Highs

Pts	29 vs. Winthrop, 12/13/15
Rebs	17 vs. Kentucky, 1/9/14
Blks	10 vs. Winthrop, 12/13/15
Stls	3, 5x, last vs. Florida, 2/11/16
Assts	6 at Texas A&M, 1/31/16
Min	38 at Texas A&M, 1/31/16

### 2015-16 Highs

Pts	29 vs. Winthrop, 12/13
Rebs	16 vs. Winthrop, 12/13
Blks	10 vs. Winthrop, 12/13
Stls	3, 3x, last vs. Florida, 2/11
Assts	6 at Texas A&M, 1/31
Min	38 at Texas A&M, 1/31

### 2015-16 Game-by-Game

Opponent	Date	GS	MIN	FG-A	3FG-A	FTA	Reb	A	TO	B	S	TP
Ohio State	11/13		28	6-9	0-0	5-10	4-9-13	0	3	3	1	17
UNCG	11/15	*	13	6-7	0-0	0-3	2-5-7	0	0	0	3	12
at Clemson	11/18	*	22	4-7	0-0	2-4	5-1-6	1	2	2	1	10
at UCLA	11/22	*	32	6-7	0-0	0-0	4-8-12	0	1	0	2	12
vs. Arizona State	11/27	*	23	3-6	0-0	0-1	3-4-7	1	2	1	1	6
vs. CSUB	11/28	*	22	3-10	0-0	0-2	1-3-4	0	1	0	0	6
vs. Hawaii	11/29	*	20	1-3	0-0	1-2	0-1-1	0	2	3	0	3
Duke	12/6	*	25	7-9	0-0	2-4	2-5-7	0	1	1	1	16
Winthrop	12/13	*	30	13-15	0-0	3-5	6-10-16	0	1	10	1	29
Hampton	12/16	*	26	8-11	0-0	6-9	2-10-12	2	3	1	0	22
vs. East Carolina	12/20	*	21	4-8	0-0	2-4	4-11-15	0	0	2	0	10
Elon	12/22	*	24	5-6	0-0	6-6	5-3-8	0	4	2	1	16
Arkansas	1/3	*	26	4-5	0-0	3-3	0-10-10	2	0	1	1	11
at Vanderbilt	1/7	*	29	5-6	0-0	1-4	3-7-10	1	1	0	0	11
Missouri	1/10	*	19	3-3	0-0	7-12	3-9-12	0	2	0	1	13
at Kentucky	1/14	*	28	3-4	0-0	3-4	2-9-11	1	0	0	0	9
Texas A&M	1/17	*	34	2-5	0-0	1-2	1-10-11	3	1	0	2	5
at Auburn	1/21	*	26	8-10	0-0	1-2	5-5-10	2	4	1	0	17
at Miss. State	1/24	*	37	2-3	0-0	2-2	1-10-11	1	1	2	3	6
Ole Miss	1/28	*	23	6-9	0-0	1-6	5-9-14	2	1	1	1	13
at Texas A&M	1/31	*	38	5-8	0-0	2-3	2-8-10	6	1	0	1	12
Kentucky	2/4	*	32	10-14	0-0	7-12	5-8-13	2	3	4	1	27
UConn	2/8	*	26	1-6	0-0	0-2	0-9-9	0	3	0	2	2
Florida	2/11	*	35	7-8	0-0	0-2	0-11-11	3	2	0	3	14

### SEC Career Highs

Pts	27 vs. Kentucky, 2/4/16
Rebs	17 vs. Kentucky, 1/9/14
Blks	5, 3x, last vs. Alabama, 1/29/15
Stls	3, 4x, last vs. Florida, 2/11/16
Assts	6 at Texas A&M, 1/31/16
Min	38 at Texas A&M, 1/31/16

- Hit both 1,000 career points and 700 career rebounds in opening minute against #20/- Missouri (Jan. 10), finishing with third-straight double-double
- Completed her school-record 12th career double-double in SEC play with key putback in late 11-3 run that sealed win at Vanderbilt (Jan. 7)
- Played an historic career game against Winthrop (Dec. 13), recording program's first triple-double since Dec. 20, 2006, and first ever with blocked shots, swatting away a school-record 10 to go with her career high 29 points and 16 rebounds
- Connected on 7-of-9 field goals against #14/13 Duke (Dec. 6) and tallied six crucial points down the stretch to help South Carolina pull away
- Scored the game-tying putback with 56 seconds left against #16/18 Arizona State (Nov. 27)
- Double-double at UCLA (Nov. 22) kept Gamecocks within reach and made key steal during 8-2 run over final 90 seconds to secure the win
- Dominated the glass late against #6/10 Ohio State (Nov. 13), especially in 10-2 run over final 2:35 that decided the game, and finished the contest with her 24th career double-double (17 points, 13 rebounds)

### Career Stats at South Carolina

Year	GP	GS	Min	Avg	FG	FGA	Pct	3FG	FGA	Pct	FT	FTA	Pct	Off	Def	Tot	Avg	PF	FO	A	TO	Blk	Stl	Pts	Avg
2013-14	34	1	668	19.6	148	242	.612	0	0	—	121	185	.654	82	203	285	8.4	83	1	11	57	73	17	417	12.3
2014-15	36	5	760	21.1	141	251	.562	0	0	—	117	168	.696	99	186	285	7.9	62	0	28	50	53	19	399	11.1
2015-16	24	23	639	26.6	122	179	.682	0	0	—	55	104	.529	65	175	240	10.0	57	0	27	39	34	26	299	12.5
<b>Career</b>	<b>94</b>	<b>29</b>	<b>2067</b>	<b>22.0</b>	<b>411</b>	<b>672</b>	<b>.612</b>	<b>0</b>	<b>0</b>	<b>—</b>	<b>293</b>	<b>457</b>	<b>.641</b>	<b>246</b>	<b>564</b>	<b>810</b>	<b>8.6</b>	<b>202</b>	<b>1</b>	<b>66</b>	<b>146</b>	<b>160</b>	<b>62</b>	<b>1115</b>	<b>11.9</b>





# BIANCA CUEVAS

5-6 • So. • G • Bronx, N.Y. • Nazareth Regional  
Major: Criminal Justice



### Career Highlights

- 2015 Rainbow Wahine Showdown All-Tournament
- McDonald's All-America (2013-14)
- New York Class AA co-Player of the Year (2013-14)

### 2015-16

- Has appeared in every game
- Led team in scoring once – vs. Arizona State
- Handed out team-high assists once – vs. CSUB
- Hit a 3-pointer and dished out two of her three assists during 16-0 run that opened second quarter against #16/19 Florida (Feb. 11)
- Solid extended minutes against #18/18 Kentucky (Feb. 4), committing just one turnover in 21 minutes
- Scored seven of her nine points against #15/11 Texas A&M (Jan. 17) during 12-7 fourth-quarter run that gave Gamecocks five-point lead with 3:55 to play
- Played lock-down defense against #20/- Missouri (Jan. 10), recording a career-best five steals
- Snatched a game-high three steals in the SEC opener against Arkansas (Jan. 3)
- Matched a career high with four rebounds against #14/13 Duke (Dec. 6)
- Named to the Rainbow Wahine Showdown All-Tournament team, finishing second on the team in scoring at the event with 17.0 points per game on 54.1 percent shooting, averaging 3.3 rebounds and swiping seven steals over the three-game event
- Scored in double figures for the third-straight game with 13 at Hawaii (Nov. 29), including nine in the second half to help Gamecocks pull away from a seven-point halftime lead
- Fell one point shy of her career high with 20 against CSU Bakersfield with four of her nine fourth-quarter points coming on back-to-back plays to launch a 14-2 run that put the game out of Roadrunners' reach
- Went on a personal 11-7 second-half run against #16/18 Arizona State (Nov. 27) as part of her team-high tying 18 points
- Gave UNCG (Nov. 15) trouble with her speed en route to 11 points, including 6-of-8 from the free throw line

### Miscellaneous

	Season	Career
20+ Points	1	2
10+ Points	6	14
5+ Assists	1	6
Tim-High Points	1	3
Tim-High Assists	1	9

### Career Highs

Pts .....21 at Ole Miss, 2/1/15  
 Rebs..... 4, 6x, last vs. Duke, 12/6/15  
 Blks .....2, 2x, last vs. UConn, 2/8/16  
 Stls..... 5 vs. Missouri, 1/10/16  
 Assts ..... 6 vs. CSU Bakersfield, 11/28/15  
 Min.....30 vs. Southern Cal, 11/15/14

### 2015-16 Highs

Pts ..... 20 vs. CSU Bakersfield, 11/28  
 Rebs..... 4, 3x, last vs. Duke, 12/6  
 Blks .....2 vs. UConn, 2/8  
 Stls..... 5 vs. Missouri, 1/10  
 Assts ..... 6 vs. CSU Bakersfield, 11/28  
 Min.....29 vs. Hawaii, 11/29

### SEC Career Highs

Pts ..... 21 vs. Ole Miss, 2/1/15  
 Rebs..... 4, 3x, last at Georgia, 2/5/15  
 Blks ..... 1, 2x, last at Kentucky, 3/1/15  
 Stls..... 5 vs. Missouri, 1/10/16  
 Assts ..... 5, 2x, last vs. Vanderbilt, 2/15/15  
 Min..... 24, 2x, last vs. Arkansas, 1/3/16

### 2015-16 Game-by-Game

Opponent	Date	GS	MIN	FG-A	3FG-A	FT-A	Reb	A	TO	B	S	TP
Ohio State	11/13		8	1-5	0-1	3-4	0-0-0	1	1	0	0	5
UNCG	11/15		19	2-4	1-3	6-8	0-2-2	1	3	0	2	11
at Clemson	11/18		17	2-7	0-3	0-0	0-1-1	2	0	0	2	4
at UCLA	11/22		13	2-4	0-0	3-3	0-2-2	2	2	0	0	7
vs. Arizona State	11/27		18	7-13	0-2	4-7	0-2-2	0	2	0	2	18
vs. CSUB	11/28		26	8-12	2-5	2-2	1-3-4	6	2	0	3	20
vs. Hawaii	11/29		29	5-12	1-3	2-4	1-3-4	0	2	0	2	13
Duke	12/6		13	1-4	0-1	0-2	0-4-4	2	1	0	0	2
Winthrop	12/13		22	4-11	1-2	4-4	0-2-2	1	2	0	1	13
Hampton	12/16		17	2-6	1-3	1-1	0-1-1	1	2	0	0	6
vs. East Carolina	12/20		17	1-7	0-3	2-2	0-1-1	1	0	0	3	4
Elon	12/22		15	1-4	0-3	0-0	0-1-1	2	3	0	0	2
Arkansas	1/3		24	4-8	1-5	1-2	1-1-2	3	3	0	3	10
at Vanderbilt	1/7		12	2-6	0-3	0-0	0-1-1	2	2	0	1	4
Missouri	1/10		17	2-6	0-1	2-2	0-0-0	1	3	0	5	6
at Kentucky	1/14		15	0-7	0-1	2-2	0-0-0	1	0	0	0	2
Texas A&M	1/17		20	3-6	1-1	2-2	1-2-3	2	2	0	1	9
at Auburn	1/21		18	0-3	0-2	1-2	0-2-2	2	2	0	0	1
at Miss. State	1/24		6	0-2	0-0	0-2	0-0-0	1	1	0	0	0
Ole Miss	1/28		18	3-7	0-2	0-0	0-0-0	1	2	0	0	6
at Texas A&M	1/31		3	0-0	0-0	0-0	0-0-0	0	0	0	0	3
Kentucky	2/4		21	1-5	0-1	3-4	0-2-2	2	1	0	1	5
UConn	2/8		20	1-7	0-1	0-0	1-1-2	1	1	2	0	2
Florida	2/11		17	1-5	1-1	0-0	0-0-0	3	2	0	0	3

### Career Stats at South Carolina

Year	GP	GS	Min	Avg	FG	FGA	Pct	3FG	FGA	Pct	FT	FTA	Pct	Off	Def	Tot	Avg	PF	FO	A	TO	Blk	Stl	Pts	Avg
2014-15	37	0	536	14.5	74	200	.370	16	72	.222	45	58	.776	13	35	48	1.3	44	1	64	60	5	42	209	5.6
2015-16	24	0	405	16.9	53	151	.351	9	47	.191	38	53	.717	5	31	36	1.5	25	0	38	39	2	26	153	6.4
<b>Career</b>	<b>61</b>	<b>0</b>	<b>941</b>	<b>15.4</b>	<b>127</b>	<b>351</b>	<b>.362</b>	<b>25</b>	<b>119</b>	<b>.210</b>	<b>83</b>	<b>111</b>	<b>.748</b>	<b>18</b>	<b>66</b>	<b>84</b>	<b>1.4</b>	<b>69</b>	<b>1</b>	<b>102</b>	<b>99</b>	<b>7</b>	<b>68</b>	<b>362</b>	<b>5.9</b>



# ASIA DOZIER

6-0 • Sr. • G/F • Columbia, S.C. • Spring Valley  
Major: Accounting



### Career Highlights

Three-time SEC Academic Honor Roll

### 2015-16

- Team captain
- Has played in 20 games with 11 starts
- Suffered injury to right hand at #10/10 Texas A&M (Jan. 31) and is listed as day-to-day for her return
- Has recorded at least five assists three times
- Handed out team-high assists four times – UNCG, Duke, Hampton, Ole Miss
- Displayed great court vision against Ole Miss (Jan. 28) to finish with a game-high five assists
- Hit two clutch free throws at #10/10 Mississippi State (Jan. 24) after playing just 5:00 in the second half to give South Carolina a 55-51 advantage with 23 seconds to play
- Reached double figures for the first time this season against East Carolina (Dec. 20), scoring five of her 10 points in the first quarter
- Returned to starting lineup against Hampton (Dec. 16), matching a career high with two steals in the opening 10 minutes
- Connected on a game-high three 3-pointers on the way to a season-best nine points against Winthrop (Dec. 13)
- Was solid, steady force on defense against #14/13 Duke (Dec. 6)
- Started the second half at Clemson (Nov. 18) and hit back-to-back 3s as part of 19-5 run that broke open the game
- Tied career high with six assists against UNCG (Nov. 15)
- Started the second half against #6/10 Ohio State (Nov. 13), providing calming influence after Gamecocks trailed at the break

### Miscellaneous

	Season	Career
10+ Points	1	14
10+ Rebounds	0	1
5+ Assists	3	11
Tm-High Points	0	2
Tm-High Assists	4	17

### Career Highs

Pts .... 16, 2x, at San Diego State, 11/23/13  
Rebs..... 10 vs. Elon, 11/9/12  
Blks ..... 3 at Kentucky, 3/1/15  
Stls..... 2, 9x, last vs. Hampton, 12/16/15  
Assts ..... 6, 3x, last vs. UNCG, 11/15/15  
Min..... 40 at Arkansas, 1/2/14

### 2015-16 Highs

Pts ..... 10 vs. East Carolina, 12/20  
Rebs..... 3 vs. Missouri, 1/10  
Blks .....  
Stls..... 2 vs. Hampton, 12/16  
Assts ..... 6 vs. UNCG, 11/15  
Min..... 26 vs. UNCG, 11/15

### SEC Career Highs

Pts ..... 15 at Alabama, 1/8/15  
Rebs..... 6 vs. Florida, 2/23/14  
Blks ..... 3 at Kentucky, 3/1/15  
Stls..... 2 at Alabama, 1/8/15  
Assts ..... 6 vs. Ole Miss, 1/30/14  
Min..... 40 at Arkansas, 1/2/14

### 2015-16 Game-by-Game

Opponent	Date	GS	MIN	FG-A	3FG-A	FT-A	Reb	A	TO	B	S	TP
Ohio State	11/13	12	1-2	0-0	2-2	0-0-0	1	2	0	0	0	4
UNCG	11/15	26	1-4	1-4	0-0	0-2-2	6	0	0	0	0	3
at Clemson	11/18	21	3-9	2-7	0-0	0-1-1	0	1	0	0	0	8
at UCLA	11/22	3	0-1	0-1	0-0	0-0-0	0	1	0	0	0	0
vs. Arizona State	11/27	5	0-0	0-0	0-0	0-1-1	0	1	0	1	2	2
vs. CSUB	11/28	3	0-1	0-1	0-0	0-0-0	0	0	0	0	0	0
vs. Hawaii	11/29	25	0-2	0-2	3-4	0-0-0	3	1	0	1	3	3
Duke	12/6	20	0-2	0-1	0-0	0-2-2	3	1	0	0	0	0
Winthrop	12/13	18	3-4	3-4	0-0	0-2-2	3	2	0	1	9	9
Hampton	12/16	*	22	2-6	0-2	2-2	1-1-2	5	1	0	2	6
vs. East Carolina	12/20	*	19	4-5	2-2	0-0	0-1-1	0	1	0	0	10
Elon	12/22	*	22	3-5	1-3	0-0	1-0-1	3	1	0	0	7
Arkansas	1/3					— DNP —						
at Vanderbilt	1/7	*	23	1-5	1-4	0-0	0-1-1	4	2	0	0	3
Missouri	1/10	*	18	1-3	0-0	0-0	1-2-3	1	1	0	0	2
at Kentucky	1/14	*	5	0-2	0-1	0-0	0-1-1	0	1	0	0	0
Texas A&M	1/17	*	13	0-1	0-1	0-0	1-0-1	1	2	0	1	0
at Auburn	1/21	*	20	0-4	0-3	1-2	0-2-2	3	0	0	0	1
at Miss. State	1/24	*	12	0-1	0-1	2-2	0-1-1	1	1	0	0	2
Ole Miss	1/28	*	20	1-3	1-3	0-0	0-0-0	5	1	0	1	3
at Texas A&M	1/31	*	22	0-0	0-0	0-0	0-1-1	1	3	0	0	0
Kentucky	2/4					— DNP —						
UConn	2/8					— DNP —						
Florida	2/11					— DNP —						

### Career Stats at South Carolina

Year	GP	GS	Min	Avg	FG	FGA	Pct	3FG	FGA	Pct	FT	FTA	Pct	Off	Def	Tot	Avg	PF	FO	A	TO	Blk	Stl	Pts	Avg
2012-13	31	0	398	12.8	28	134	.209	16	91	.176	11	24	.458	19	42	61	2.0	35	1	25	20	4	8	83	2.7
2013-14	34	32	911	26.8	72	211	.341	33	103	.320	28	44	.636	18	77	95	2.8	63	0	92	68	7	21	205	6.0
2014-15	37	30	615	16.6	55	133	.414	29	87	.333	10	13	.769	2	36	38	1.0	27	0	67	33	7	20	149	4.0
2015-16	20	11	329	16.5	21	62	.339	11	40	.275	10	12	.833	4	18	22	1.1	16	0	40	23	0	7	63	3.2
<b>Career</b>	<b>122</b>	<b>73</b>	<b>2253</b>	<b>18.5</b>	<b>176</b>	<b>540</b>	<b>.326</b>	<b>89</b>	<b>321</b>	<b>.277</b>	<b>59</b>	<b>93</b>	<b>.634</b>	<b>43</b>	<b>173</b>	<b>216</b>	<b>1.8</b>	<b>141</b>	<b>1</b>	<b>224</b>	<b>144</b>	<b>18</b>	<b>56</b>	<b>500</b>	<b>4.1</b>



# #44 INDIA FARMER

6-0 • Jr. • F • N. Myrtle Beach, S.C. • North Myrtle Beach  
Major: Criminal Justice



### Career Highlights

Two-time SEC Academic Honor Roll

### 2015-16

- Has seen time in four contests, including SEC opener against Arkansas (Jan. 3)
- Recorded a pair of blocked shots against UNCG (Nov. 15)

### Career Highs

**Pts** ..... 3, 2x, last vs. Alabama, 1/19/14  
**Rebs** ..... 3 vs. NC Central, 12/2/13  
**Blks** ..... 2 vs. UNCG, 11/15/15  
**Stls** ..... 1 at Florida, 1/19/15  
**Assts** .....  
**Min** ..... 11 vs. NC Central, 12/2/13

### 2015-16 Highs

**Pts** .....  
**Rebs** ..... 1, 4x, last vs. Arkansas, 1/3  
**Blks** ..... 2 vs. UNCG, 11/15  
**Stls** .....  
**Assts** .....  
**Min** ..... 5, 2x, last vs. East Carolina, 12/20

### SEC Career Highs

**Pts** ..... 3, 2x, last vs. Alabama, 1/19/14  
**Rebs** ..... 1, 2x, last vs. Arkansas, 1/3/16  
**Blks** .....  
**Stls** ..... 1 at Florida, 1/19/15  
**Assts** .....  
**Min** ..... 4, 2x, last at Florida, 1/19/15

### 2015-16 Game-by-Game

Opponent	Date	GS	MIN	FG-A	3FG-A	FT-A	Reb	A	TO	B	S	TP
Ohio State	11/13					— DNP —						
UNCG	11/15		5	0-1	0-1	0-0	0-1-1	0	0	2	0	0
at Clemson	11/18					— DNP —						
at UCLA	11/22					— DNP —						
vs. Arizona State	11/27					— DNP —						
vs. CSUB	11/28					— DNP —						
vs. Hawaii	11/29					— DNP —						
Duke	12/6					— DNP —						
Winthrop	12/13		3	0-2	0-1	0-0	1-0-1	0	0	0	0	0
Hampton	12/16					— DNP —						
vs. East Carolina	12/20		5	0-1	0-1	0-0	0-1-1	0	0	0	0	0
Elon	12/22					— DNP —						
Arkansas	1/3		3	0-0	0-0	0-0	0-1-1	0	0	0	0	0
at Vanderbilt	1/7					— DNP —						
Missouri	1/10					— DNP —						
at Kentucky	1/14					— DNP —						
Texas A&M	1/17					— DNP —						
at Auburn	1/21					— DNP —						
at Miss. State	1/24					— DNP —						
Ole Miss	1/28					— DNP —						
at Texas A&M	1/31					— DNP —						
Kentucky	2/4					— DNP —						
UConn	2/8					— DNP —						
Florida	2/11					— DNP —						

### Career Stats at South Carolina

Year	GP	GS	Min	Avg	FG	FGA	Pct	3FG	FGA	Pct	FT	FTA	Pct	Off	Def	Tot	Avg	PF	FO	A	TO	Blk	Stl	Pts	Avg
2013-14	18	0	48	2.7	2	7	.286	2	4	.500	0	0	—	2	4	6	0.3	4	0	0	1	1	0	6	0.3
2014-15	16	0	37	2.3	0	4	.000	0	2	.000	4	6	.667	5	3	8	0.5	1	0	0	1	0	1	4	0.3
2015-16	4	0	16	4.0	0	4	.000	0	3	.000	0	0	—	1	3	4	1.0	2	0	0	0	2	0	0	0.0
<b>Career</b>	<b>38</b>	<b>0</b>	<b>101</b>	<b>2.7</b>	<b>2</b>	<b>15</b>	<b>.133</b>	<b>2</b>	<b>9</b>	<b>.222</b>	<b>4</b>	<b>6</b>	<b>.667</b>	<b>8</b>	<b>10</b>	<b>18</b>	<b>0.5</b>	<b>7</b>	<b>0</b>	<b>0</b>	<b>2</b>	<b>3</b>	<b>1</b>	<b>10</b>	<b>0.3</b>





# SARAH IMOVBIOH

6-2 • Sr. • F • Abuja, Nigeria • Virginia  
Major: Criminal Justice (master's)



## Career Highlights

2011 Parade All-America (HS)

## 2015-16

- Has played in every game, starting three
- Led the team in rebounding twice – UNCG, at Clemson
- Needed just 11 minutes to record six points and six rebounds, including five offensive, against #16/19 Florida (Feb. 11)
- Was aggressive against #1/1 UConn (Feb. 8), scoring eight of her team-high 13 points in the second half and finishing 6-of-6 from the floor
- Grabbed seven of her nine rebounds against Ole Miss (Jan. 28) on the offensive end, including five in 10 minutes of second-half action
- Controlled the glass early at #10/10 Mississippi State (Jan. 24), collecting six first-half rebounds and seven total boards in just nine minutes of action
- Was effective in her SEC debut against Arkansas (Jan. 3) with seven rebounds and nine points in just 17 minutes
- Grabbed seven of her 12 rebounds against East Carolina (Dec. 20) in the first half
- Great offensive work against Hampton (Dec. 16), finishing with career bests in points (19), field goals (6) and free throws (7) after playing a career-high 24 minutes
- Was second on team in rebounding at Rainbow Wahine Showdown (Nov. 27-29) with 5.7 per game, including 2.3 offensive per outing
- Grabbed six of eight total rebounds against #16/18 Arizona State (Nov. 27) in the first half, including all three offensive boards to help Gamecocks stay within one possession at halftime
- Started the second half at Clemson (Nov. 18), providing great energy on the glass and adding four points to the game-changing 19-5 third-quarter surge
- Posted first double-double of Gamecock career with 14 points and team-high 11 boards against UNCG (Nov. 15)
- Had great fourth quarter against #6/10 Ohio State, scoring the six of the first eight points in the period, including to putbacks, to hold off the charging Buckeyes

## Miscellaneous

	Season	Career
Double-Double	1	1
10+ Points	3	3
10+ Rebounds	3	3
Tm-High Points	1	1
Tm-High Rebs.	2	2

## Career Highs

Pts	19 vs. Hampton, 12/16/15
Rebs	12 vs. East Carolina, 12/20/15
Blks	1, 3x, last at Kentucky, 1/14/16
Stls	2, 2x, last at Clemson, 11/18/15
Assts	2, 2x, last vs. Missouri, 1/10/16
Min	24 vs. Hampton, 12/16/15

## SEC Career Highs

Pts	9 vs. Arkansas, 1/3/16
Rebs	9 vs. Ole Miss, 1/28/16
Blks	1, 2x, last at Kentucky, 1/14/16
Stls	1 at Auburn, 1/21/16
Assts	2 vs. Missouri, 1/10/16
Min	17, 4x, last vs. Ole Miss, 1/28/16

## 2015-16 Game-by-Game

Opponent	Date	GS	MIN	FG-A	3FG-A	FT-A	Reb	A	TO	B	S	TP
Ohio State	11/13	*	16	4-5	0-0	0-2	3-7-10	0	1	0	0	8
UNCG	11/15		21	5-7	0-0	4-6	5-6-11	0	0	0	2	14
at Clemson	11/18		19	3-4	0-0	3-8	4-2-6	0	0	0	2	9
at UCLA	11/22		8	0-0	0-0	0-0	3-1-4	0	0	0	1	0
vs. Arizona State	11/27		16	0-1	0-0	1-2	3-5-8	0	2	0	0	1
vs. CSUB	11/28		15	3-5	0-0	0-5	3-2-5	0	0	0	0	6
vs. Hawaii	11/29		13	1-2	0-0	1-1	1-3-4	0	1	0	0	3
Duke	12/6		3	0-0	0-0	0-0	0-0-0	0	1	0	0	0
Winthrop	12/13	*	22	3-3	0-0	1-1	1-3-4	1	1	1	0	7
Hampton	12/16	*	24	6-8	0-0	7-9	5-2-7	0	0	0	0	19
vs. East Carolina	12/20		18	1-5	0-0	2-3	4-8-12	2	0	0	0	4
Elon	12/22		16	1-2	0-0	0-0	2-1-3	0	1	0	1	2
Arkansas	1/3		17	4-7	0-0	1-2	4-3-7	0	3	0	0	9
at Vanderbilt	1/7		5	0-0	0-0	0-0	0-2-2	0	1	0	0	0
Missouri	1/10		17	2-2	0-0	0-0	0-2-2	2	2	1	0	4
at Kentucky	1/14		13	0-2	0-0	0-2	2-3-5	0	0	1	0	0
Texas A&M	1/17		3	0-2	0-0	0-0	1-0-1	0	1	0	0	0
at Auburn	1/21		17	1-1	0-0	0-2	1-1-2	0	0	0	1	2
at Miss. State	1/24		9	0-0	0-0	0-0	4-3-7	0	2	0	0	0
Ole Miss	1/28		17	3-5	0-0	1-3	7-2-9	0	2	0	0	7
at Texas A&M	1/31		1	0-0	0-0	0-0	1-0-1	0	0	0	0	1
Kentucky	2/4		8	1-2	0-0	0-0	1-0-1	0	0	0	0	2
UConn	2/8		21	6-6	0-0	1-1	2-6-8	0	1	0	0	13
Florida	2/11		11	3-5	0-0	0-2	5-1-6	0	0	0	0	6

## Career Stats at South Carolina

Year	GP	GS	Min	Avg	FG	FGA	Pct	3FG	FGA	Pct	FT	FTA	Pct	Off	Def	Tot	Avg	PF	FO	A	TO	Blk	Stl	Pts	Avg
2015-16	24	3	330	13.8	47	74	.635	0	0	—	22	49	.449	62	63	125	5.2	37	0	5	19	3	7	116	4.8



# TIFFANY MITCHELL

5-9 • Sr. • G • Charlotte, N.C. • Providence Day  
Major: Retail Management



### Career Highlights

Wooden Award Midseason Top 20  
USBWA Ann Meyers Drysdale Award Midseason Watch List  
Dawn Staley Award Midseason Watch List  
Naismith Midseason Watch List  
Senior CLASS Award candidate  
Preseason All-America (AP, Lindy's, Athlon, SI, ESPN)  
Preseason SEC Player of the Year (Coaches, Media)  
Two-time SEC Player of the Year (Coaches – 2014, 2015; AP - 2015)  
Two-time All-SEC First Team (2014, 2015)  
2015 All-America First Team (ESPN, AP, USBWA)  
2015 Naismith and Dawn Staley Award Finalist

2015 Wooden Award All-America Team/Finalist  
2015 Wade Watch List  
2015 Capital One Academic All-District 4  
2015 NCAA Greensboro Region All-Tournament Team  
2015 FIBA 3x3 World Championship Gold (USA)  
2014 WBCA All-America  
2014 All-America Third Team (AP, Full Court)  
2014 Wooden Award Final Ballot, Wade Trophy Watch List, Dawn Staley Award Watch List  
2014 WBCA All-Region 3  
2014 SEC All-Defensive Team  
2013 SEC All-Freshman Team

### Miscellaneous

	Season	Career
Double-Double	0	4
20+ Points	4	17
10+ Points	22	97
10+ Rebounds	0	7
5+ Assists	3	14
5+ Steals	0	8
Tm-High Points	8	45
Tm-High Rebs.	0	10
Tm-High Assists	7	36

### 2015-16

- Selected team captain for second-straight season
- In SEC play, ranks among league's top 10 in five categories – fourth in scoring (15.7 ppg), third in free throw percentage (.830), fifth in field goal percentage (.424) and sixth in steals (1.9 spg)
- Ranks eighth in the SEC in scoring overall, third in free throw percentage and ninth in 3-pointers made per game
- Has been team's top scorer eight times – at Clemson, at UCLA, vs. ECU, Elon, at Vandy, Mizzou, at Miss. St., Florida
- Handed out team-high assists seven times – Ohio State, Arkansas, at Vanderbilt, Missouri, at Auburn, at Miss. St., Florida
- Posted team highs in points and assist against #16/19 Florida (Feb. 11), knocking down three timely 3s and all seven of her free throws
- Played just 10 minutes against #18/18 Kentucky (Feb. 4) after suffering lower back injury midway through second quarter
- Scored 18 of her 20 points in the second half at #10/10 Texas A&M (Jan. 31), including seven during South Carolina's 13-2 fourth-quarter run that grabbed control of the game
- Willed the Gamecocks to victory at #10/10 Mississippi State (Jan. 24), scoring seven straight points to stretch a one-point lead to six with 2:34 to go and adding clutch free throws in final 10 seconds for second 20-point game

### 2015-16 Game-by-Game

Opponent	Date	GS	MIN	FG-A	3FG-A	FT-A	Reb	A	TO	B	S	TP
Ohio State	11/13	*	32	6-12	2-4	1-2	1-2-3	3	8	1	4	15
UNCG	11/15	*	23	3-11	2-7	2-2	0-2-2	5	1	0	2	10
at Clemson	11/18	*	25	6-12	4-7	2-4	3-2-5	0	1	0	4	18
at UCLA	11/22	*	34	5-12	1-5	6-6	2-3-5	2	6	0	1	17
vs. Arizona State	11/27	*	36	2-7	0-3	2-2	0-1-1	1	2	0	2	6
vs. CSUB	11/28	*	32	3-9	0-2	7-8	0-1-1	1	1	0	0	13
vs. Hawaii	11/29	*	29	5-10	2-5	2-2	1-1-2	2	3	0	0	14
Duke	12/6	*	35	3-13	1-5	5-6	2-2-4	2	3	1	0	12
Winthrop	12/13	*	22	4-8	3-6	1-2	1-4-5	3	4	0	1	12
Hampton	12/16	*	29	4-11	3-6	6-8	4-2-6	2	0	0	1	17
vs. East Carolina	12/20	*	24	5-9	1-3	7-8	0-1-1	3	1	0	2	18
Elon	12/22	*	34	7-15	3-6	1-1	2-2-4	2	1	1	1	18
Arkansas	1/3	*	26	4-9	2-5	2-3	0-3-3	4	3	0	2	12
at Vanderbilt	1/7	*	34	8-15	3-6	3-6	1-1-2	5	2	0	2	22
Missouri	1/10	*	31	5-12	1-5	8-9	0-2-2	2	2	0	3	19
at Kentucky	1/14	*	31	5-13	1-5	5-5	1-1-2	2	2	0	1	16
Texas A&M	1/17	*	40	4-13	1-5	2-5	2-2-4	2	3	0	4	11
at Auburn	1/21	*	24	4-10	1-3	4-4	1-0-1	5	1	0	3	13
at Miss. State	1/24	*	37	6-15	1-7	8-9	0-2-2	2	7	0	0	21
Ole Miss	1/28	*	26	6-11	3-6	0-0	1-3-4	4	2	1	1	15
at Texas A&M	1/31	*	38	7-17	1-6	5-5	3-1-4	2	3	0	3	20
Kentucky	2/4	*	10	1-2	0-0	0-0	0-0-0	0	3	0	1	2
UConn	2/8	*	39	4-12	2-5	2-2	0-5-5	0	2	1	2	12
Florida	2/11	*	35	6-15	3-6	7-7	0-3-3	4	3	0	1	22

### Career Highs

Pts ..... 25 vs. Georgia, 2/27/14  
Rebs..... 11, 5x, last at Arkansas, 1/2/14  
Blks ..... 3 at Arkansas, 2/19/15  
Stls..... 7 vs. NC Central, 12/2/14  
Assts ..... 9 at San Diego State, 11/23/13  
Min.... 40, 3x, last vs. Texas A&M, 1/17/16

### 2015-16 Highs

Pts ..... 22, 2x, last vs. Florida, 2/11  
Rebs..... 6 vs. Hampton, 12/16  
Blks ..... 1, 5x, last vs. UConn, 2/8  
Stls..... 4, 3x, last vs. Texas A&M, 1/17  
Assts ..... 5, 3x, last at Auburn, 1/21  
Min..... 40 vs. Texas A&M, 1/17

### SEC Career Highs

Pts ..... 25 vs. Georgia, 2/27/14  
Rebs..... 11, 2x, last at Arkansas, 1/2/14  
Blks ..... 3 at Arkansas, 2/19/15  
Stls..... 6 at Auburn, 1/12/14  
Assts ..... 8, 2x, last vs. Ole Miss, 1/30/14  
Min..... 40 vs. Texas A&M, 1/17/16

- Tallied nine second-half points at #9/9 Kentucky (Jan. 14), converting a key three-point play late in the third quarter to give South Carolina its first lead of the game
- Scored eight points of 10-2 third-quarter run after #20/-Missouri (Jan. 10) opened the period on a 12-4 surge en route to game-high 19 points
- Powered team to win at Vanderbilt (Jan. 7) with seven of her season-high 22 points during 10-3 third-quarter run that put team ahead for good, adding seven of fourth quarter's first eight points
- Had most efficient scoring game of the season vs. East Carolina (Dec. 20), hitting 5-of-9 field goals and 7-of-8 free throws on her way to a game-high 18 points
- Sparked Gamecock offense in second half against Hampton (Dec. 16), tallying nine points over the first four minutes of the half and finishing 4-of-4 from the field in the final 20 minutes
- Netted four of her 17 points at UCLA (Nov. 22) during 10-4 run over final 4:05 to deliver the win

### Career Stats at South Carolina

Year	GP	GS	Min	Avg	FG	FGA	Pct	3FG	FGA	Pct	FT	FTA	Pct	Off	Def	Tot	Avg	PF	FO	A	TO	Blk	Stl	Pts	Avg
2012-13	33	30	927	28.1	107	282	.379	22	60	.367	68	111	.613	60	109	169	5.1	64	1	43	82	4	44	304	9.2
2013-14	34	34	1066	31.4	165	335	.493	40	74	.541	157	198	.793	41	149	190	5.6	63	0	118	97	8	62	527	15.5
2014-15	37	37	1106	29.9	189	378	.500	57	137	.416	98	117	.838	28	87	115	3.1	64	1	106	82	11	65	533	14.4
2015-16	24	24	726	30.3	113	273	.414	41	118	.347	88	106	.830	25	46	71	3.0	42	0	58	64	5	41	355	14.8
<b>Career</b>	<b>128</b>	<b>125</b>	<b>3825</b>	<b>29.9</b>	<b>574</b>	<b>1268</b>	<b>.453</b>	<b>160</b>	<b>389</b>	<b>.411</b>	<b>411</b>	<b>532</b>	<b>.773</b>	<b>154</b>	<b>391</b>	<b>545</b>	<b>4.3</b>	<b>233</b>	<b>2</b>	<b>325</b>	<b>325</b>	<b>28</b>	<b>212</b>	<b>1719</b>	<b>13.4</b>



# TINA ROY

5-11 • Sr. • G • Kaplan, La. • Kaplan  
Major: Retail Management



### Career Highlights

Two-time SEC Academic Honor Roll

### 2015-16

- Selected team captain
- Has played in every game, starting 12
- In league play, leads the SEC in 3-pointers per game (2.6) and 3-point percentage (.392)
- Overall, ranks fourth in 3s made per game (2.0)
- Has led the team in scoring twice – at UCLA, vs. Arkansas
- Dished out a team-high assists nine times – UNCG, at UCLA, vs. Arizona State, Missouri, at Kentucky, at Miss. St., Kentucky, UConn, Florida
- Hit a pair of first-half 3s against #16/19 Florida (Feb. 11) to help establish 12-point halftime lead
- Started against #18/18 Kentucky (Feb. 4) contributing on both ends with two steals, a team-high four assists and five timely points, including a free-throw-line jumper after the Wildcats got within three points in fourth quarter
- Well-rounded effort against Ole Miss (Jan. 28) matching career high with three steals to go with nine points on three 3s and four assists
- Opened and closed 11-4 run at end of second quarter at #10/10 Mississippi State (Jan. 24) with 3-pointers and added a third to cap a 7-0 run that ended a 35-35 tie midway through the fourth quarter
- Helped spark an 18-0 run in the second quarter at Auburn (Jan. 21) with a pair of 3-pointers in a 2:00 span, the second of which gave team a lead it never relinquished
- Knocked down two of her four 3-pointers in a span of 97 seconds late in the third quarter at #9/9 Kentucky (Jan. 14) to help the Gamecocks stay within three of the lead
- Hit three of her four 3-pointers at Vanderbilt (Jan. 7) in the second half, including one at the end of the third quarter to put Gamecocks in front going into the fourth and another late in the fourth after Commodores pulled within three
- Buried back-to-back 3s as part of 20-2 run to open the second quarter against Arkansas (Jan. 3), finishing with career-best seven 3-pointers to tie the South Carolina record against an SEC opponent
- Went 3-of-3 from the behind the arc against Elon (Dec. 22), netting at least three 3s for the third time this season

### 2015-16 Game-by-Game

Opponent	Date	GS	MIN	FG-A	3FG-A	FT-A	Reb	A	TO	B	S	TP
Ohio State	11/13	*	23	1-6	1-6	0-0	0-1-1	1	1	0	0	3
UNCG	11/15	*	19	3-8	3-8	0-0	0-0-0	6	0	0	0	9
at Clemson	11/18	*	22	1-6	1-6	0-0	0-1-1	1	0	0	1	3
at UCLA	11/22	*	37	6-14	5-11	0-0	0-3-3	4	2	0	0	17
vs. Arizona State	11/27	*	22	1-7	1-3	0-0	0-2-2	3	2	1	0	3
vs. CSUB	11/28	*	21	1-4	1-4	0-0	1-4-5	3	0	0	0	3
vs. Hawaii	11/29	*	9	0-1	0-1	0-0	0-0-0	2	0	0	1	0
Duke	12/6	*	16	1-3	1-2	0-0	0-1-1	2	1	0	1	3
Winthrop	12/13	*	11	1-6	1-6	0-0	0-0-0	3	0	0	0	3
Hampton	12/16		24	0-3	0-2	0-0	0-3-3	3	1	0	0	0
vs. East Carolina	12/20		12	1-5	1-4	0-0	1-2-3	0	2	0	0	3
Elon	12/22		11	3-3	3-3	0-0	0-0-0	1	0	0	0	9
Arkansas	1/3	*	29	7-13	7-12	0-0	0-1-1	3	0	0	1	21
at Vanderbilt	1/7		20	4-8	4-6	1-2	0-1-1	1	2	0	1	13
Missouri	1/10		16	1-5	1-5	0-3	0-2-2	2	2	0	0	3
at Kentucky	1/14		35	4-11	4-9	0-0	1-2-3	4	2	0	1	12
Texas A&M	1/17		13	0-3	0-3	0-0	0-2-2	1	0	0	0	0
at Auburn	1/21		20	4-7	4-7	0-0	0-0-0	2	0	0	0	12
at Miss. State	1/24		27	4-6	3-4	0-0	0-1-1	2	3	0	0	11
Ole Miss	1/28		20	3-9	3-9	0-0	0-0-0	4	1	0	3	9
at Texas A&M	1/31		18	0-3	0-3	1-2	0-1-1	1	2	0	1	1
Kentucky	2/4	*	33	2-11	1-8	2-2	0-1-1	4	0	0	2	7
UConn	2/8	*	19	0-3	0-2	0-0	1-1-2	2	2	0	0	0
Florida	2/11		26	2-8	2-8	0-0	0-2-2	4	1	0	1	6

- Matched her career high with five 3s at UCLA (Nov. 22), including one to open the fourth quarter to launch the Gamecocks' 23-17 final period to overcome three-point deficit
- Hit a clutch 3 in the third quarter against #6/10 Ohio State (Nov. 13), tying the game as part of an 8-2 run to close the period

### Miscellaneous

	Season	Career
10+ Points	6	18
5+ Assists	0	5
Tm-High Points	2	4
Tm-High Assists	9	19

### Career Highs

Pts	.....21 vs. Arkansas, 1/3/16
Rebs	..... 8 at Mississippi State, 2/6/14
Blks	..... 2 at Mississippi State, 2/6/14
Stls	.....3, 2x, last vs. Ole Miss, 1/28/16
Assts	..... 10 vs. Savannah State, 12/14/14
Min	..... 37 at UCLA, 11/22/15

### 2015-16 Highs

Pts	..... 21 vs. Arkansas, 1/3
Rebs	..... 5 vs. CSU Bakersfield, 11/28
Blks	..... 1 vs. Arizona State, 11/27
Stls	..... 3 vs. Ole Miss, 1/28
Assts	..... 6 vs. UNCG, 11/15
Min	..... 37 at UCLA, 11/22

### SEC Career Highs

Pts	.....21 vs. Arkansas, 1/3/16
Rebs	..... 8 at Mississippi State, 2/6/14
Blks	..... 2 at Mississippi State, 2/6/14
Stls	..... 3 vs. Ole Miss, 1/28/16
Assts	.....4, 7x, last vs. Florida, 2/11/16
Min	..... 35 at Kentucky, 1/14/16

### Career Stats at South Carolina

Year	GP	GS	Min	Avg	FG	FGA	Pct	3FG	FGA	Pct	FT	FTA	Pct	Off	Def	Tot	Avg	PF	FO	A	TO	Blk	Stl	Pts	Avg
2011-12	34	0	383	11.3	53	181	.293	32	127	.252	10	22	.455	20	29	49	1.4	20	0	10	15	1	9	148	4.4
2012-13	— Did Not Play —																								
2013-14	34	1	553	16.3	44	146	.301	20	86	.233	14	23	.609	13	56	69	2.0	19	0	48	23	9	6	122	3.6
2014-15	36	0	568	15.8	59	152	.388	46	119	.387	2	5	.400	8	59	67	1.9	19	0	78	34	5	7	166	4.6
2015-16	24	12	503	21.0	50	153	.327	47	132	.356	4	9	.444	4	31	35	1.5	10	0	59	24	1	13	151	6.3
<b>Career</b>	<b>128</b>	<b>13</b>	<b>2007</b>	<b>15.7</b>	<b>206</b>	<b>632</b>	<b>.326</b>	<b>145</b>	<b>464</b>	<b>.313</b>	<b>30</b>	<b>59</b>	<b>.508</b>	<b>45</b>	<b>175</b>	<b>220</b>	<b>1.7</b>	<b>68</b>	<b>0</b>	<b>195</b>	<b>96</b>	<b>16</b>	<b>35</b>	<b>587</b>	<b>4.6</b>



# KHADIJAH SESSIONS

5-8 • Sr. • G • Myrtle Beach, S.C. • Myrtle Beach  
Major: Hotel, Restaurant, Tourism Management



### Career Highlights

Three-time SEC Academic Honor Roll  
2012 Parade All-America (HS)

2012 SCBA Class 4A Player of the Year

### 2015-16

- Selected team captain
- Has started every game
- Ranks sixth in SEC in steals in league play (1.9) and eighth overall (1.9)
- Has led the team in assists nine times – Ohio State, at Clemson, at Hawaii, Winthrop, Elon, Arkansas, Ole Miss, UConn, Florida – and handed out five or more assists three times this season
- Shooting 52.9 percent from the field in SEC play, including 9-of-20 from 3-point range, to average 7.8 points
- Knocked down a 70-foot, third-quarter buzzer beater to give the Gamecocks momentum and a 57-53 lead over #18/18 Kentucky (Feb. 4) heading into the final period
- Finished in double figures at #10/10 Texas A&M (Jan. 31), capping off South Carolina's 10-0 fourth-quarter run with a layup in transition for a 60-54 lead midway through the period and hit a pair of free throws in the final 1:00 to help seal the win
- Continued her clutch shooting with a pair of midrange jumpers in the final 2:34 at #10/10 Mississippi State (Jan. 24), including one with 30 seconds to go in a two-point game
- Managed the game at Auburn (Jan. 21) well and provided great ball pressure is help Tigers shoot just 12.5 percent in the second quarter
- Bounced back from early thigh contusion against #15/11 Texas A&M (Jan. 17) to swipe two of her four steals in the final 5:12 then sink the game-winning free throw with less than a second to play
- Scored five of her eight points against #9/9 Kentucky (Jan. 14) in the fourth quarter, scoring four points of a 6-0 run that brought Gamecocks within one late in the third quarter then knocking down a fourth-quarter 3-pointer as part of the 15-2 run that won the game
- Great ball pressure against #20/- Missouri (Jan. 10) helped harass Tigers into 20 turnovers
- Hit a pair of clutch fourth-quarter 3-pointers at Vanderbilt (Jan. 7), the first coming in a one-point game with 4:00 to play and the second after 'Dores drew within three inside 2:00 remaining
- Was critical to 20-2 run that opened second quarter against Arkansas (Jan. 3), making two key defensive plays and handing

### 2015-16 Game-by-Game

Opponent	Date	GS	MIN	FG-A	3FG-A	FT-A	Reb	A	TO	B	S	TP
Ohio State	11/13	*	36	3-8	0-0	6-8	0-3-3	3	3	0	4	12
UNCG	11/15	*	18	1-2	0-0	0-0	0-1-1	4	0	0	2	2
at Clemson	11/18	*	19	0-1	0-1	0-0	0-2-2	5	1	0	1	0
at UCLA	11/22	*	23	0-1	0-1	0-0	1-4-5	1	4	0	0	0
vs. Arizona State	11/27	*	30	2-7	0-2	2-2	3-0-3	0	1	0	2	6
vs. CSUB	11/28	*	26	3-4	0-0	2-3	1-0-1	1	0	0	2	8
vs. Hawaii	11/29	*	21	4-5	1-2	2-2	1-3-4	4	1	0	4	11
Duke	12/6	*	37	2-4	0-1	1-6	2-3-5	1	1	0	4	5
Winthrop	12/13	*	15	2-3	0-1	0-0	0-1-1	6	1	0	1	4
Hampton	12/16	*	17	2-3	1-1	0-0	0-4-4	2	3	0	0	5
vs. East Carolina	12/20	*	22	1-5	0-2	3-4	0-2-2	3	2	0	1	5
Elon	12/22	*	24	2-4	1-2	1-2	1-1-2	4	1	0	2	6
Arkansas	1/3	*	25	3-4	1-1	0-0	1-2-3	4	1	1	3	7
at Vanderbilt	1/7	*	30	3-5	2-3	2-3	3-1-4	0	0	0	3	10
Missouri	1/10	*	23	2-6	1-2	4-4	0-0-0	1	0	0	1	9
at Kentucky	1/14	*	29	3-5	1-1	1-3	1-0-1	3	2	0	0	8
Texas A&M	1/17	*	34	3-5	0-2	2-4	0-2-2	2	2	0	4	8
at Auburn	1/21	*	26	1-1	1-1	2-2	0-3-3	1	3	0	3	5
at Miss. State	1/24	*	29	4-6	0-1	2-2	0-4-4	1	2	0	1	10
Ole Miss	1/28	*	25	1-4	0-2	2-4	1-1-2	5	0	0	1	4
at Texas A&M	1/31	*	39	3-8	1-2	3-5	0-2-2	3	2	1	3	10
Kentucky	2/4	*	30	3-5	1-3	2-4	0-4-4	1	3	0	2	9
UConn	2/8	*	23	1-6	0-0	2-3	0-1-1	2	0	0	1	4
Florida	2/11	*	23	1-2	1-2	3-4	0-0-0	4	2	0	0	6

### Miscellaneous

	Season	Career
10+ Points	5	25
5+ Assists	3	13
Tm-High Points	0	3
Tm-High Assists	9	31

### Career Highs

Pts	19 vs. Auburn, 2/3/13
Rebs	6 vs. Clemson, 11/20/14
Blks	1, 10x, last at Texas A&M, 1/31/16
Stls	4, 14x, last vs. Texas A&M, 1/17/16
Assts	8 vs. NC Central, 12/1/14
Min	39 at Texas A&M, 1/31/16

### 2015-16 Highs

Pts	12 vs. Ohio State, 11/13
Rebs	5, 2x, last vs. Duke, 12/6
Blks	1, 2x, last at Texas A&M, 1/31
Stls	4, 4x, last vs. Texas A&M, 1/17
Assts	6 vs. Winthrop, 12/13
Min	39 at Texas A&M, 1/31

### SEC Career Highs

Pts	19 vs. Auburn, 2/3/13
Rebs	5, 4x, last at Arkansas, 2/19/15
Blks	1, 4x, last at Texas A&M, 1/31/16
Stls	4, 6x, last vs. Texas A&M, 1/17/16
Assts	7 at Arkansas, 2/19/15
Min	39 at Texas A&M, 1/31/16

- Served as a catalyst for the South Carolina offense against Winthrop (Dec. 13), dishing out six assists
- Matched career highs in steals (4) and minutes played (37) against #14/13 Duke (Dec. 6), picking up last two steals in final 5:03 to spark 15-5 run that turned one-point deficit into victory
- At Rainbow Wahine Showdown, averaged 8.3 points on 56.3 percent shooting (9-of-16) to go with eight steals
- Scored in double figures for second time this season with 11 at Hawaii (Nov. 29) all in the second half, including nine during a 17-6 run to close the third quarter after UH had closed within five points
- Grabbed three offensive rebounds against #16/18 Arizona State (Nov. 27)
- Swiped four steals against #6/10 Ohio State (Nov. 13) and applied pressure to the Buckeyes' defense early with strong drives to the basket

### Career Stats at South Carolina

Year	GP	GS	Min	Avg	FG	FGA	Pct	3FG	FGA	Pct	FT	FTA	Pct	Off	Def	Tot	Avg	PF	FO	A	TO	Blk	Stl	Pts	Avg
2012-13	33	3	570	17.3	53	151	.351	13	54	.241	72	109	.661	22	24	46	1.4	43	0	36	49	3	21	191	5.8
2013-14	29	26	761	26.2	58	159	.365	18	59	.305	74	109	.679	9	38	47	1.6	60	0	77	45	1	28	208	7.2
2014-15	37	36	814	22.0	59	147	.401	20	64	.313	27	51	.529	26	63	89	2.4	63	0	105	49	4	68	165	4.5
2015-16	24	24	624	26.0	50	104	.481	12	33	.364	42	65	.646	15	44	59	2.5	54	1	61	35	2	45	154	6.4
<b>Career</b>	<b>123</b>	<b>89</b>	<b>2769</b>	<b>22.5</b>	<b>220</b>	<b>561</b>	<b>.392</b>	<b>63</b>	<b>210</b>	<b>.300</b>	<b>215</b>	<b>328</b>	<b>.655</b>	<b>72</b>	<b>169</b>	<b>241</b>	<b>2.0</b>	<b>220</b>	<b>1</b>	<b>279</b>	<b>178</b>	<b>10</b>	<b>162</b>	<b>718</b>	<b>5.8</b>





# JATARIE WHITE

6-4 • So. • F • Charlotte, N.C. • Providence Day  
Major: Public Relations/Advertising



### Career Highlights

2014 McDonald's All-America  
2014 WBCA All-America

Charlotte Observer Player of the Year (2013, 2014)  
North Carolina Miss Basketball (2013, 2014)

### 2015-16

- Has seen time in every game
- Led the team in rebounding once – at Clemson
- Capped South Carolina's 16-0 second-quarter run against #16/19 Florida (Feb. 11) with a layup and scored six points over the final 3:46 of the half to help establish a 12-point halftime lead
- Played eight tough minutes at #10/10 Mississippi State (Jan. 24), recording a fourth-quarter steal
- Showed better poise inside at Auburn (Jan. 21) for nine points in SEC career-high tying 21 minutes
- Reached double figures for the second time this season against #20/- Missouri (Jan. 10), pouring in an SEC career-high 11 points
- Great offensive game against East Carolina (Dec. 20) with career-high 14 points on 5-of-8 shooting
- Scored all of her eight points against Hampton (Dec. 16) in the second half, shooting 3-of-5 from the field and grabbing five her seven rebounds in the final 20 minutes as well
- Notched career highs in rebounds (9) and blocks (4) in 18 minutes of action against Winthrop (Dec. 13)
- Played 19 minutes against #14/13 Duke (Dec. 6), finishing with five rebounds
- Grabbed five rebounds in just 11 minutes of action against CSU Bakersfield (Nov. 27)
- Started the second half at Clemson (Nov. 18) and was key part of 19-5 third-quarter run that broke open the game ... tied for team-high honors with six rebounds
- Great contributions against #6/10 Ohio State (Nov. 13), beyond the four points, three rebounds and two assists in the box score

### Miscellaneous

	Season	Career
10+ Points	2	4
10+ Rebounds	0	0
Tm-High Points	0	0
Tm-High Rebs.	1	1

### Career Highs

Pts ..... 14 vs. East Carolina, 12/20/15  
 Rebs..... 9 vs. Winthrop, 12/13/15  
 Blks ..... 4 vs. Winthrop, 12/13/15  
 Stls..... 2 vs. Syracuse, 3/22/15  
 Assts ..... 2, 4x, last at Clemson, 11/18/15  
 Min..... 22 vs. San Diego St., 11/23/14

### 2015-16 Highs

Pts ..... 14 vs. East Carolina, 12/20  
 Rebs..... 9 vs. Winthrop, 12/13  
 Blks ..... 4 vs. Winthrop, 12/13  
 Stls..... 1, 6x, last vs. Florida, 2/11  
 Assts ..... 2, 2x, last at Clemson, 11/18  
 Min..... 21, 2x, last at Auburn, 1/21

### SEC Career Highs

Pts ..... 11 v. Missouri, 1/10/16  
 Rebs..... 7 at Georgia, 2/5/15  
 Blks ..... 2 at Georgia, 2/5/15  
 Stls..... 1, 5x, last vs. Florida, 2/11/16  
 Assts ..... 2 vs. LSU, 2/12/15  
 Min..... 21, 2x, last at Auburn, 1/21/16

### 2015-16 Game-by-Game

Opponent	Date	GS	MIN	FG-A	3FG-A	FT-A	Reb	A	TO	B	S	TP
Ohio State	11/13	15	1-3	0-0	2-3	1-2-3	2	0	0	0	0	4
UNCG	11/15	13	2-4	0-0	1-2	0-3-3	1	0	1	0	0	5
at Clemson	11/18	18	1-4	0-0	1-2	4-2-6	2	0	1	0	0	3
at UCLA	11/22	12	0-2	0-0	2-2	0-2-2	0	0	0	0	0	2
vs. Arizona State	11/27	12	0-2	0-0	0-0	1-1-2	0	1	0	0	0	0
vs. CSUB	11/28	11	1-2	0-0	0-2	1-4-5	1	0	1	0	0	2
vs. Hawaii	11/29	14	0-2	0-0	0-0	0-2-2	1	1	0	0	0	0
Duke	12/6	19	0-3	0-0	0-0	1-4-5	1	2	0	1	0	0
Winthrop	12/13	18	2-2	0-0	0-0	1-8-9	1	0	4	1	4	8
Hampton	12/16	21	3-8	0-0	2-2	2-5-7	0	4	1	0	8	8
vs. East Carolina	12/20	19	5-8	0-1	4-6	1-3-4	0	0	0	0	14	14
Elon	12/22	14	1-7	0-0	0-0	0-2-2	0	0	0	0	2	2
Arkansas	1/3	18	0-5	0-0	1-2	2-3-5	1	1	0	0	1	1
at Vanderbilt	1/7	18	0-0	0-0	2-4	0-2-2	0	0	0	0	2	2
Missouri	1/10	18	3-5	0-1	5-6	3-1-4	0	1	0	1	11	11
at Kentucky	1/14	7	0-1	0-0	0-0	2-3-5	0	2	1	0	0	0
Texas A&M	1/17	5	0-0	0-0	0-0	0-0-0	0	1	1	0	0	0
at Auburn	1/21	21	4-7	0-1	1-2	1-1-2	0	0	0	0	9	9
at Miss. State	1/24	8	0-0	0-0	0-0	0-0-0	0	1	0	1	0	0
Ole Miss	1/28	13	1-3	0-0	1-2	1-1-2	0	0	0	1	3	3
at Texas A&M	1/31	2	0-0	0-0	0-0	0-0-0	0	0	0	0	0	0
Kentucky	2/4	12	0-0	0-0	1-2	1-2-3	1	1	0	0	1	1
UConn	2/8	9	1-2	0-0	2-2	0-1-1	1	1	0	0	4	4
Florida	2/11	10	2-3	0-0	2-4	1-4-5	0	2	1	1	6	6

### Career Stats at South Carolina

Year	GP	GS	Min	Avg	FG	FGA	Pct	3FG	FGA	Pct	FT	FTA	Pct	Off	Def	Tot	Avg	PF	FO	A	TO	Blk	Stl	Pts	Avg
2014-15	20	0	184	9.2	20	49	.408	0	0	—	9	14	.643	16	28	44	2.2	20	0	7	14	5	7	49	2.5
2015-16	24	0	327	13.6	27	73	.370	0	3	.000	27	43	.628	23	56	79	3.3	45	0	12	18	11	6	81	3.4
<b>Career</b>	<b>44</b>	<b>0</b>	<b>511</b>	<b>11.6</b>	<b>47</b>	<b>122</b>	<b>.385</b>	<b>0</b>	<b>3</b>	<b>.000</b>	<b>36</b>	<b>57</b>	<b>.632</b>	<b>39</b>	<b>84</b>	<b>123</b>	<b>2.8</b>	<b>65</b>	<b>0</b>	<b>19</b>	<b>32</b>	<b>16</b>	<b>13</b>	<b>130</b>	<b>3.0</b>



# A'JA WILSON

6-5 • So. • F • Hopkins, S.C. • Heathwood Hall  
Major: Broadcasting



### Career Highlights

- |   |   |
|---|---|
| Wooden Award Midseason Top 20 (2015-16)               | 2015 WBCA All-Region 3  |
| USBWA Ann Meyers Drysdale Award Midseason Watch List  | 2015 SEC Freshman of the Year (Coaches, AP)                           |
| Naismith Early Season Watch List (2015-16)            | 2015 All-SEC First Team (Coaches, AP)                                 |
| 2015 USA Basketball Female Athlete of the Year        | 2015 SEC All-Freshman Team  |
| 2015 Rainbow Wahine Showdown Tournament MVP           | USBWA National Freshman of the Week (Dec. 1-7)                        |
| Four-time SEC Player of the Week                      | Five-time SEC Freshman of the Week                                    |
| Preseason All-America Second Team (Lindy's, SI, ESPN) | 2014 National High School Player of the Year (WBCA, Naismith, Parade) |
| Preseason All-America Honorable Mention (AP)          | 2014 McDonald's and Parade (HS) All-America                           |
| Preseason All-SEC First Team (Media, Coaches)         | Three-time SCISA Player of the Year                                   |
| 2015 All-America (Third Team, AP; Hon. Men, WBCA)     |   |

### Miscellaneous

	Season	Career
<b>Double-Double</b>	10	15
<b>20+ Points</b>	6	11
<b>10+ Points</b>	19	48
<b>10+ Rebounds</b>	11	16
<b>5+ Blocks</b>	4	5
<b>Tm-High Points</b>	11	26
<b>Tm-High Rebs.</b>	10	19

### 2015-16

- Leads team in scoring and is second in rebounding
- Ranks 36th in the nation in double-doubles and is 12th with an SEC-leading 3.1 blocked shots per game
- Among SEC's top five in field goal percentage (3rd), rebounding (4th) and scoring (5th)
- Team's top scorer 11 times – Ohio St., UNCG, vs. Arizona St., vs. CSUB, at Hawaii, Duke, at Ky., Texas A&M, Ole Miss, at Texas A&M, UConn
- Team's top rebounder 10 times – Ohio St., vs. Arizona St., vs. CSUB, at Hawaii, Duke, Elon, Ark., at Ky., at Miss. St., at Texas A&M
- Played just 23 minutes against #1/1 UConn (Feb. 8) due to injury, but still tied for team-high honors with 13 points, including 4-of-4 shooting in the first half
- Carried offense early at #10/10 Texas A&M (Jan. 31), scoring 17 of team's 25 first-half points and all eight of its second-quarter points, adding a putback and key defensive boards late in the game
- Scored game's first six points and seven of first 11 of second half against Ole Miss (Jan. 28)
- Overcame tough shooting night at #10/10 Mississippi State (Jan. 24) to record two of her four blocks and two of her 11 rebounds in the final 2:08, including one of each in the final 13 seconds
- Delivered second-straight 26-point, eight-block game adding eight rebounds against #15/11 Texas A&M (Jan. 17), scoring team's first six points of second half to reclaim lead and adding five during 1:12 span of fourth quarter
- Powered win at #9/9 Kentucky on both sides of the ball with six of her career-high eight blocked shots coming in the

### Career Highs

**Pts** ..... 28 vs. Duke, 12/6/15  
**Rebs** ..... 19 at Kentucky, 3/1/15  
**Blks** ..... 8, 2x, last vs. Texas A&M, 1/17/16  
**Stls** ..... 3, 4x, last vs. C. Michigan, 12/20/14  
**Assts** ..... 4 vs. CSU Bakersfield, 11/28/15  
**Min** ..... 39 at Texas A&M, 1/31/16

### 2015-16 Highs

**Pts** ..... 28 vs. Duke, 12/6  
**Rebs** ..... 14 vs. Ohio State, 11/13  
**Blks** ..... 8, 2x, last vs. Texas A&M, 1/17  
**Stls** ..... 2, 4x, last vs. Florida, 2/11  
**Assts** ..... 4 vs. CSU Bakersfield, 11/28  
**Min** ..... 39 at Texas A&M, 1/31

### SEC Career Highs

**Pts** ..... 27 at Texas A&M, 1/31/16  
**Rebs** ..... 19 at Kentucky, 3/1/15  
**Blks** ..... 8, 2x, last vs. Texas A&M, 1/17/16  
**Stls** ..... 2, 3x, last vs. Florida, 2/11/16  
**Assts** ..... 3, 3x, last vs. Kentucky, 2/4/16  
**Min** ..... 39 at Texas A&M, 1/31/16

### 2015-16 Game-by-Game

Opponent	Date	GS	MIN	FG-A	3FG-A	FTA	Reb	A	TO	B	S	TP
Ohio State	11/13	*	21	8-18	0-0	4-4	5-9-14	0	0	2	0	20
UNCG	11/15	*	17	9-14	0-0	1-2	6-4-10	1	2	6	2	19
at Clemson	11/18	*	21	3-10	0-0	1-4	1-4-5	0	0	3	0	7
at UCLA	11/22	*	30	4-9	0-0	3-5	2-8-10	3	2	4	1	11
vs. Arizona State	11/27	*	28	8-11	0-0	2-2	2-9-11	1	6	1	2	18
vs. CSUB	11/28	*	31	10-14	0-0	6-9	2-6-8	4	0	4	0	26
vs. Hawaii	11/29	*	27	8-15	0-0	2-2	2-3-5	0	1	2	0	18
Duke	12/6	*	32	10-19	0-0	8-10	6-5-11	2	3	3	1	28
Winthrop												DNP
Hampton												DNP
vs. East Carolina	12/20	*	22	7-10	0-0	1-1	3-7-10	0	2	2	1	15
Elon	12/22	*	25	5-12	0-0	2-5	2-6-8	2	1	3	1	12
Arkansas	1/3	*	25	7-12	0-0	0-1	4-6-10	1	2	0	0	14
at Vanderbilt	1/7	*	24	1-3	0-0	2-4	0-6-6	2	1	0	0	4
Missouri	1/10	*	27	3-10	0-0	5-6	2-9-11	1	0	6	2	11
at Kentucky	1/14	*	32	11-16	0-0	4-9	6-7-13	2	2	8	1	26
Texas A&M	1/17	*	38	11-19	0-0	4-6	2-6-8	1	4	8	0	26
at Auburn	1/21	*	17	4-7	0-0	3-4	2-4-6	2	1	0	0	11
at Miss. State	1/24	*	26	3-11	0-0	0-2	2-9-11	1	2	4	0	6
Ole Miss	1/28	*	26	6-12	0-0	5-5	4-5-9	2	1	1	1	17
at Texas A&M	1/31	*	39	9-17	0-0	9-10	4-6-10	1	5	4	1	27
Kentucky	2/4	*	28	5-7	0-0	8-10	2-5-7	3	4	2	0	18
UConn	2/8	*	23	5-8	0-0	3-4	1-5-6	0	2	2	1	13
Florida	2/11	*	24	3-6	0-0	7-8	3-6-9	1	2	4	2	13

second half, along with 15 of her game-high 26 points, including eight points of the 15-2 fourth-quarter run

- Nearly got her double-double in the first half alone against #20/-Missouri (Jan. 10) to go with six blocks
- Scored career-high 28 points against #14/13 Duke (Dec. 6), including 20 in the second half and 12 of the team's 16 in the third quarter
- Named MVP of Rainbow Wahine Showdown, averaging 20.7 points on 65.0 percent shooting (26-of-40), 8.0 rebounds and 2.3 blocks, helping her to SEC co-Player of the Week honors as well (Nov. 24-30)
- Tallied 26 points against CSUB (Nov. 28), including 16 in second half to break open eight-point game at halftime
- Grabbed three of her fourth-quarter rebounds in the final seven seconds of a tie game, including two offensive, getting fouled on the final one and hitting the resulting two free throws with 0.6 seconds to deliver the win over #16/18 Arizona State (Nov. 27)
- Tied her career high with six blocks against UNCG (Nov. 15), while posting her second double-double in as many games (19 pts/10 rebs)
- Scored 12 of her team-high 20 points against #6/10 Ohio State (Nov. 13) in the fourth quarter, including six of the team's 10 points in the final 2:35 to deliver the win

### Career Stats at South Carolina

Year	GP	GS	Min	Avg	FG	FGA	Pct	3FG	FGA	Pct	FT	FTA	Pct	Off	Def	Tot	Avg	PF	FO	A	TO	Blk	Stl	Pts	Avg
2014-15	37	1	734	19.8	177	329	.538	1	3	.333	131	198	.662	78	165	243	6.6	72	1	37	62	65	32	486	13.1
2015-16	22	22	583	26.5	140	260	.538	0	0	—	80	113	.708	63	135	198	9.0	53	1	30	43	69	16	360	16.4
<b>Career</b>	<b>59</b>	<b>23</b>	<b>1317</b>	<b>22.3</b>	<b>317</b>	<b>589</b>	<b>.538</b>	<b>1</b>	<b>3</b>	<b>.333</b>	<b>211</b>	<b>311</b>	<b>.678</b>	<b>141</b>	<b>300</b>	<b>441</b>	<b>7.5</b>	<b>125</b>	<b>2</b>	<b>67</b>	<b>105</b>	<b>134</b>	<b>48</b>	<b>846</b>	<b>14.3</b>



Official Basketball Box Score - Game Totals - Final Statistics
#6/10 Ohio State vs South Carolina
11/13/15 7 p.m. at Columbia, S.C./Colonial Life Arena



#6/10 Ohio State 80 • 0-1

Table with columns: # Player, FG-FGA, 3-Ptr, FT-FTA, Rebounds, PF, TP, A TO Blk Stl, Min. Rows include players like Alexa Hart, Shayla Cooper, Kelsey Mitchell, etc.

Summary statistics table for #6/10 Ohio State vs South Carolina, including 1st-4th quarter stats and game totals.

South Carolina 88 • 1-0

Table with columns: # Player, FG-FGA, 3-Ptr, FT-FTA, Rebounds, PF, TP, A TO Blk Stl, Min. Rows include players like WILSON, A'ja, IMOVBIQH, Sarah, etc.

Summary statistics table for South Carolina vs #6/10 Ohio State, including 1st-4th quarter stats and game totals.

Officials: Beverly Roberts, Mark Zentz, Kevin Pethel
Technical fouls: #6/10 Ohio State-None. South Carolina-None.
Attendance: 16815

Score by periods table for South Carolina vs #6/10 Ohio State, showing 1st, 2nd, 3rd, 4th, and Total scores.

Points In Off 2nd Fast Bench table for South Carolina vs #6/10 Ohio State.

Last FG - OSU 4th-02:35, SC 4th-00:08.
Largest lead - OSU by 6 3rd-08:26, SC by 15 1st-03:56.
OSU led for 08:14. SC led for 28:41. Game was tied for 03:05.

Score tied - 6 times.
Lead changed - 6 times.



Official Basketball Box Score - Game Totals - Final Statistics
UNCG vs South Carolina
11/15/15 3 p.m. at Columbia, S.C./Colonial Life Arena



UNCG 44 • 1-1

Table with columns: # Player, FG-FGA, 3-Ptr, FT-FTA, Rebounds, PF, TP, A TO Blk Stl, Min. Rows include players like Jade Scaife, India Timpton, Mariah Wilson, etc.

Summary statistics table for UNCG vs South Carolina, including 1st-4th quarter stats and game totals.

South Carolina 92 • 2-0

Table with columns: # Player, FG-FGA, 3-Ptr, FT-FTA, Rebounds, PF, TP, A TO Blk Stl, Min. Rows include players like WILSON, A'ja, COATES, Alaina, etc.

Summary statistics table for South Carolina vs UNCG, including 1st-4th quarter stats and game totals.

Officials: Scott Yarbrough, Troy Winders, Nick Marshall
Technical fouls: UNCG-None. South Carolina-None.
Attendance: 13607

Score by periods table for South Carolina vs UNCG, showing 1st, 2nd, 3rd, 4th, and Total scores.

Points In Off 2nd Fast Bench table for South Carolina vs UNCG.

Last FG - UNCG 4th-00:55, SC 4th-02:39.
Largest lead - UNCG None, SC by 51 4th-03:32.
UNCG led for 00:00. SC led for 39:22. Game was tied for 00:34.

Score tied - 1 time.
Lead changed - 0 times.



Official Basketball Box Score - Game Totals - Final Statistics
South Carolina vs Clemson
11/18/15 7:00 PM at Clemson, S.C.



South Carolina 67 • 3-0

Table with columns: # Player, FG-FGA, 3-Ptr, FT-FTA, Rebounds, PF, TP, A TO Blk Stl, Min. Rows include players like WILSON, A'ja, COATES, Alaina, etc.

Summary statistics table for South Carolina vs Clemson, including 1st-4th quarter stats and game totals.

Clemson 41 • 1-2

Table with columns: # Player, FG-FGA, 3-Ptr, FT-FTA, Rebounds, PF, TP, A TO Blk Stl, Min. Rows include players like Cardaci, Victoria, Edwards, Danielle, etc.

Summary statistics table for Clemson vs South Carolina, including 1st-4th quarter stats and game totals.

Officials: Eric Brewton, Metta Roberts, Mark Resch
Technical fouls: South Carolina-None. Clemson-None.
Attendance: 1030

Score by periods table for Clemson vs South Carolina, showing 1st, 2nd, 3rd, 4th, and Total scores.

Points In Off 2nd Fast Bench table for Clemson vs South Carolina.

Last FG - SC 4th-00:48, CU 4th-01:42.
Largest lead - SC by 35 4th-06:29, CU by 2 1st-09:18.
SC led for 39:06. CU led for 00:12. Game was tied for 00:42.

Score tied - 0 times.
Lead changed - 1 time.



Official Basketball Box Score - Game Totals - Final Statistics
South Carolina vs UCLA
11/22/15 1:02 p.m. at Los Angeles, CA (Pauley Pavilion)



South Carolina 68 • 4-0

Table with columns: # Player, FG-FGA, 3-Ptr, FT-FTA, Rebounds, PF, TP, A TO Blk Stl, Min. Rows include players like WILSON, A'ja, COATES, Alaina, etc.

Summary statistics table for South Carolina vs UCLA, including 1st-4th quarter stats and game totals.

UCLA 65 • 2-1

Table with columns: # Player, FG-FGA, 3-Ptr, FT-FTA, Rebounds, PF, TP, A TO Blk Stl, Min. Rows include players like Swain, Kacy, Billings, Monique, etc.

Summary statistics table for UCLA vs South Carolina, including 1st-4th quarter stats and game totals.

Officials: Melissa Barlow, Lisa Jones, Penny Davis
Technical fouls: South Carolina-None. UCLA-None.
Attendance: 2018

Score by periods table for UCLA vs South Carolina, showing 1st, 2nd, 3rd, 4th, and Total scores.

Points In Off 2nd Fast Bench table for UCLA vs South Carolina.

Last FG - SC 4th-00:40, UCLA 4th-00:00.
Largest lead - SC by 6 2nd-03:57, UCLA by 4 1st-05:54.
SC led for 16:01. UCLA led for 13:31. Game was tied for 10:28.

Score tied - 14 times.
Lead changed - 14 times.



Official Basketball Box Score - Game Totals - Final Statistics
#16/18 Arizona State vs South Carolina
11/27/15 2:30pm HT at Honolulu, Oahu



#16/18 Arizona State 58 • 1-2

Table with columns: # Player, Total FG-FGA, 3-Ptr FG-FGA, FT-FTA, Rebounds Off Def Tot, PF, TP, A TO Blk Stl, Min. Includes player stats for Brunner, Sophie, Moos, Kelsey, etc.

Summary statistics table for Arizona State game, including 1st-4th quarter percentages and totals.

South Carolina 60 • 5-0

Table with columns: # Player, Total FG-FGA, 3-Ptr FG-FGA, FT-FTA, Rebounds Off Def Tot, PF, TP, A TO Blk Stl, Min. Includes player stats for WILSON, A'ja, COATES, Alaina, etc.

Summary statistics table for South Carolina game, including 1st-4th quarter percentages and totals.

Officials: Skelly Wingard, Victor Dunomes, Ethan Kahoano
Technical fouls: #16/18 Arizona State-None. South Carolina-None.
Attendance: 2020

Score by periods table for Arizona State vs South Carolina, showing 1st, 2nd, 3rd, 4th, and Total scores.

Points, In, Off, 2nd, Fast, Bench table for Arizona State vs South Carolina.

Last FG - ASU 4th-01:20, SC 4th-00:56.
Largest lead - ASU by 7 2nd-08:59, SC by 7 4th-07:08.
ASU led for 15:11. SC led for 13:08. Game was tied for 11:17.

Score tied - 10 times.
Lead changed - 11 times.



Official Basketball Box Score - Game Totals - Final Statistics
South Carolina vs CSU Bakersfield
11/28/15 1:30 p.m. at Honolulu, HI (Stan Sheriff Center)



South Carolina 90 • 6-0

Table with columns: # Player, Total FG-FGA, 3-Ptr FG-FGA, FT-FTA, Rebounds Off Def Tot, PF, TP, A TO Blk Stl, Min. Includes player stats for WILSON, A'ja, COATES, Alaina, etc.

Summary statistics table for South Carolina vs CSU Bakersfield game, including 1st-4th quarter percentages and totals.

CSU Bakersfield 71 • 1-4

Table with columns: # Player, Total FG-FGA, 3-Ptr FG-FGA, FT-FTA, Rebounds Off Def Tot, PF, TP, A TO Blk Stl, Min. Includes player stats for Shannon, Alyssa, Kleist, Keri, etc.

Summary statistics table for CSU Bakersfield game, including 1st-4th quarter percentages and totals.

Officials: Jen Zylstra, Victor Dunomes, Tim Tamashiro
Technical fouls: South Carolina-None. CSU Bakersfield-None.
Attendance: 2152

Score by periods table for South Carolina vs CSU Bakersfield, showing 1st, 2nd, 3rd, 4th, and Total scores.

Points, In, Off, 2nd, Fast, Bench table for South Carolina vs CSU Bakersfield.

Last FG - SC 4th-00:02, CSUB 4th-03:03.
Largest lead - SC by 19 4th-01:01, CSUB None.
SC led for 39:49. CSUB led for 00:00. Game was tied for 00:11.

Score tied - 0 times.
Lead changed - 0 times.



Official Basketball Box Score - Game Totals - Final Statistics
South Carolina vs Hawaii
11/29/15 5:00 pm HT at Stan Sheriff Center



South Carolina 67 • 7-0, 0-0 SEC

Table with columns: # Player, Total FG-FGA, 3-Ptr FG-FGA, FT-FTA, Rebounds Off Def Tot, PF, TP, A TO Blk Stl, Min. Includes player stats for WILSON, A'ja, COATES, Alaina, etc.

Summary statistics table for South Carolina vs Hawaii game, including 1st-4th quarter percentages and totals.

Hawaii 51 • 4-3, 0-0 BWC

Table with columns: # Player, Total FG-FGA, 3-Ptr FG-FGA, FT-FTA, Rebounds Off Def Tot, PF, TP, A TO Blk Stl, Min. Includes player stats for Toeaina, Sarah, Karaitiana, Ashleigh, etc.

Summary statistics table for Hawaii game, including 1st-4th quarter percentages and totals.

Officials: Skelly Wingard, Victor Dunomes, Mason Souza
Technical fouls: South Carolina-None. Hawaii-None.
Attendance: 2073

Score by periods table for South Carolina vs Hawaii, showing 1st, 2nd, 3rd, 4th, and Total scores.

Points, In, Off, 2nd, Fast, Bench table for South Carolina vs Hawaii.

Last FG - SC 4th-02:27, UH 4th-00:37.
Largest lead - SC by 18 4th-00:52, UH by 3 1st-05:45.
SC led for 33:18. UH led for 03:11. Game was tied for 03:08.

Score tied - 2 times.
Lead changed - 6 times.



Official Basketball Box Score - Game Totals - Final Statistics
#14/13 Duke vs #2/2 South Carolina
12/06/15 2 p.m. at Columbia, S.C./Colonial Life Arena



#14/13 Duke 55 • 7-2

Table with columns: # Player, Total FG-FGA, 3-Ptr FG-FGA, FT-FTA, Rebounds Off Def Tot, PF, TP, A TO Blk Stl, Min. Includes player stats for Azura Stevens, Oderah Chidom, etc.

Summary statistics table for Duke vs South Carolina game, including 1st-4th quarter percentages and totals.

#2/2 South Carolina 66 • 8-0

Table with columns: # Player, Total FG-FGA, 3-Ptr FG-FGA, FT-FTA, Rebounds Off Def Tot, PF, TP, A TO Blk Stl, Min. Includes player stats for WILSON, A'ja, COATES, Alaina, etc.

Summary statistics table for South Carolina game, including 1st-4th quarter percentages and totals.

Officials: Lisa Mattingly, Sue Blauch, Felicia Grinter
Technical fouls: #14/13 Duke-Angela Salvadores; TEAM. #2/2 South Carolina-None.
Attendance: 16429

Score by periods table for Duke vs South Carolina, showing 1st, 2nd, 3rd, 4th, and Total scores.

Points, In, Off, 2nd, Fast, Bench table for Duke vs South Carolina.

Last FG - DU 4th-00:10, SC 4th-00:03.
Largest lead - DU by 5 3rd-04:02, SC by 12 4th-00:17.
DU led for 05:19. SC led for 24:54. Game was tied for 09:33.

Score tied - 12 times.
Lead changed - 4 times.





Official Basketball Box Score - Game Totals - Final Statistics  
Winthrop vs #2/2 South Carolina  
12/13/15 2 p.m. at Columbia, S.C./Colonial Life Arena



Winthrop 37 • 2-7

Table with columns: # Player, Total FG-FGA, 3-Ptr FG-FGA, FT-FTA, Rebounds (Off, Def, Tot), PF, TP, A TO Blk Stl, Min. Rows include WHITAKER, Arianne; MBAMALU, Ezinne; KILPATRICK, Aliyah; BANKS, Jimecha; WILLIAMS, Erica; JACKSON, Nuba; JACKSON, Naima; Team.

1st - FG %: 3-20 15.0% 2nd: 3-9 33.3% 3rd: 6-18 33.3% 4th: 4-17 23.5% Game: 16-64 25.0% Deadball Rebounds 6,1  
3FG %: 0-4 0.0% 0-1 0.0% 2-2 28.6% 1-2 50.0% 1-9 11.1% 4-15 26.7%  
FT %: 1-2 50.0% 0-0 0.0% 2-7 28.6% 1-6 16.7% 4-15 26.7%

#2/2 South Carolina 86 • 9-0

Table with columns: # Player, Total FG-FGA, 3-Ptr FG-FGA, FT-FTA, Rebounds (Off, Def, Tot), PF, TP, A TO Blk Stl, Min. Rows include IMOVBIQH, Sarah; COATES, Alaina; SESSIONS, Khadijah; ROY, Tina; MITCHELL, Tiffany; COLLEY, Shay; CUEVAS, Bianca; DUCKETT, Kaydra; DOZIER, Asia; WHITE, Jatarie; FARMER, India; Team.

1st - FG %: 10-14 71.4% 2nd: 8-14 57.1% 3rd: 7-18 38.9% 4th: 9-16 56.3% Game: 34-62 54.8% Deadball Rebounds 3  
3FG %: 4-7 57.1% 1-5 20.0% 3-9 33.3% 1-3 33.3% 9-24 37.5%  
FT %: 2-3 66.7% 4-4 100.0% 3-4 75.0% 0-1 0.0% 9-12 75.0%

Officials: Dee Kantner, Laura Morris, Chaney Muench  
Technical fouls: Winthrop-None. #2/2 South Carolina-None.  
Attendance: 13409

Score by periods table with columns: 1st, 2nd, 3rd, 4th, Total. Rows: Winthrop (7, 6, 14, 10, 37), #2/2 South Carolina (26, 21, 20, 19, 86).

Points In Off 2nd Fast Bench table with columns: Points, In, Off, 2nd, Fast, Bench. Rows: WU (18, 9, 10, 6, 7), SC (50, 20, 14, 19, 31).

Last FG - WU 4th-00:47, SC 4th-00:56.  
Largest lead - WU None, SC by 52 4th-03:11.  
WU led for 00:00. SC led for 38:49. Game was tied for 01:11.

Score tied - 1 time.  
Lead changed - 0 times.



Official Basketball Box Score - Game Totals - Final Statistics  
Hampton vs #2/2 South Carolina  
12/16/15 7 p.m. at Columbia, S.C./Colonial Life Arena



Hampton 48 • 1-8

Table with columns: # Player, Total FG-FGA, 3-Ptr FG-FGA, FT-FTA, Rebounds (Off, Def, Tot), PF, TP, A TO Blk Stl, Min. Rows include LUPOE, Kaylah; TATE-DeFRETAS, Malia; GILBEAUX, Georgianna; JORDAN, Ryan; GREEN, Chanel; JAMES, DeJanae; WILLIAMS, Natalie; WILLIS, K'lynn; BOYD, Shaleise; SAYLE, Mikayla; DAVIS, Aareana; ROSE, Kristine; Team.

1st - FG %: 4-12 33.3% 2nd: 4-15 26.7% 3rd: 8-20 40.0% 4th: 3-14 21.4% Game: 19-61 31.1% Deadball Rebounds 2,1  
3FG %: 1-3 33.3% 1-4 25.0% 2-6 33.3% 1-8 12.5% 5-21 23.8%  
FT %: 0-0 0.0% 0-0 0.0% 2-2 100.0% 3-6 50.0% 5-8 62.5%

#2/2 South Carolina 86 • 10-0

Table with columns: # Player, Total FG-FGA, 3-Ptr FG-FGA, FT-FTA, Rebounds (Off, Def, Tot), PF, TP, A TO Blk Stl, Min. Rows include IMOVBIQH, Sarah; DOZIER, Asia; COATES, Alaina; SESSIONS, Khadijah; MITCHELL, Tiffany; COLLEY, Shay; CUEVAS, Bianca; DUCKETT, Kaydra; ROY, Tina; WHITE, Jatarie; Team.

1st - FG %: 4-12 33.3% 2nd: 6-17 35.3% 3rd: 8-10 80.0% 4th: 10-15 66.7% Game: 28-58 48.3% Deadball Rebounds 5,3  
3FG %: 0-4 0.0% 1-4 25.0% 3-4 75.0% 2-4 50.0% 6-16 37.5%  
FT %: 6-7 85.7% 3-3 100.0% 10-16 62.5% 5-5 100.0% 24-31 77.4%

Officials: Mark Zentz, Mary Day, Metta Roberts  
Technical fouls: Hampton-ROSE, Kristine. #2/2 South Carolina-None.  
Attendance: 12117

Score by periods table with columns: 1st, 2nd, 3rd, 4th, Total. Rows: Hampton (9, 9, 20, 10, 48), #2/2 South Carolina (14, 16, 29, 27, 86).

Points In Off 2nd Fast Bench table with columns: Points, In, Off, 2nd, Fast, Bench. Rows: HU (22, 18, 1, 10, 15), SC (42, 7, 17, 2, 17).

Last FG - HU 4th-05:19, SC 4th-00:26.  
Largest lead - HU None, SC by 38 4th-00:26.  
HU led for 00:00. SC led for 38:33. Game was tied for 01:27.

Score tied - 0 times.  
Lead changed - 0 times.



Official Basketball Box Score - Game Totals - Final Statistics  
East Carolina vs #2/2 South Carolina  
12/20/15 1 p.m. at Myrtle Beach (SC) Convention Center



East Carolina 57 • 6-6

Table with columns: # Player, Total FG-FGA, 3-Ptr FG-FGA, FT-FTA, Rebounds (Off, Def, Tot), PF, TP, A TO Blk Stl, Min. Rows include PAYNE, Jada; TAYLOR, I'Tiana; LARAMIE, Marina; TOURE, Khadijah; GRAY, DeVaughn; FRAZIER, Alex; WOMBLE, Manesha; CSUTORAS, Fanni; HOLSTON, Gabrielle; Team.

1st - FG %: 5-16 31.3% 2nd: 3-15 20.0% 3rd: 9-21 42.9% 4th: 2-17 11.8% Game: 19-69 27.5% Deadball Rebounds 0  
3FG %: 1-7 14.3% 2-5 40.0% 2-6 33.3% 6-23 26.1% 13-14 92.9%  
FT %: 4-4 100.0% 2-3 66.7% 4-4 100.0%

#2/2 South Carolina 88 • 11-0

Table with columns: # Player, Total FG-FGA, 3-Ptr FG-FGA, FT-FTA, Rebounds (Off, Def, Tot), PF, TP, A TO Blk Stl, Min. Rows include WILSON, A'ja; DOZIER, Asia; COATES, Alaina; SESSIONS, Khadijah; MITCHELL, Tiffany; COLLEY, Shay; CUEVAS, Bianca; DUCKETT, Kaydra; ROY, Tina; IMOVBIQH, Sarah; WHITE, Jatarie; FARMER, India; Team.

1st - FG %: 6-18 33.3% 2nd: 9-17 52.9% 3rd: 8-14 57.1% 4th: 8-17 47.1% Game: 31-66 47.0% Deadball Rebounds 2  
3FG %: 1-6 16.7% 2-4 50.0% 1-1 100.0% 1-7 14.3% 5-18 27.8%  
FT %: 8-11 72.7% 3-5 60.0% 8-10 80.0% 2-2 100.0% 21-28 75.0%

Officials: Amy Bonner, Angelica Sufferen, Michael McConnell  
Technical fouls: East Carolina-TEAM. #2/2 South Carolina-None.  
Attendance: CAROLINAS CHALLENGE: #2 South Carolina vs. East Carolina

Score by periods table with columns: 1st, 2nd, 3rd, 4th, Total. Rows: East Carolina (15, 11, 22, 9, 57), #2/2 South Carolina (21, 23, 25, 19, 88).

Points In Off 2nd Fast Bench table with columns: Points, In, Off, 2nd, Fast, Bench. Rows: ECU (18, 6, 11, 0, 10), SC (46, 16, 17, 2, 30).

Last FG - ECU 4th-02:36, SC 4th-01:04.  
Largest lead - ECU None, SC by 34 4th-05:09.  
ECU led for 00:00. SC led for 39:24. Game was tied for 00:36.

Score tied - 0 times.  
Lead changed - 0 times.



Official Basketball Box Score - Game Totals - Final Statistics  
Elon vs #2/2 South Carolina  
12/22/15 7 p.m. at Columbia, S.C./Colonial Life Arena



Elon 63 • 7-3

Table with columns: # Player, Total FG-FGA, 3-Ptr FG-FGA, FT-FTA, Rebounds (Off, Def, Tot), PF, TP, A TO Blk Stl, Min. Rows include Rhodes, Jenifer; Johnson, Malaya; Baucom, Essence; Burnett, Shay; McCallie, Maddie; Brown, Lauren; Mbouma, Josepha; McDonald, Nikki; Carter, Autumn; Team.

1st - FG %: 6-17 35.3% 2nd: 6-12 50.0% 3rd: 6-10 60.0% 4th: 5-13 38.5% Game: 23-52 44.2% Deadball Rebounds 5,2  
3FG %: 2-7 28.6% 0-1 0.0% 1-3 33.3% 1-2 50.0% 4-13 30.8%  
FT %: 4-6 66.7% 1-2 50.0% 3-3 100.0% 5-8 62.5% 13-19 68.4%

#2/2 South Carolina 78 • 12-0

Table with columns: # Player, Total FG-FGA, 3-Ptr FG-FGA, FT-FTA, Rebounds (Off, Def, Tot), PF, TP, A TO Blk Stl, Min. Rows include WILSON, A'ja; DOZIER, Asia; COATES, Alaina; SESSIONS, Khadijah; MITCHELL, Tiffany; COLLEY, Shay; CUEVAS, Bianca; DUCKETT, Kaydra; ROY, Tina; IMOVBIQH, Sarah; WHITE, Jatarie; Team.

1st - FG %: 5-15 33.3% 2nd: 10-15 66.7% 3rd: 7-18 38.9% 4th: 8-15 53.3% Game: 30-63 47.6% Deadball Rebounds 4,1  
3FG %: 1-4 25.0% 2-6 33.3% 2-4 50.0% 3-4 75.0% 8-19 42.1%  
FT %: 2-3 66.7% 0-0 0.0% 5-7 71.4% 3-4 75.0% 10-14 71.4%

Officials: Denise Brooks, Kelly Johnson, Kylie Galloway  
Technical fouls: Elon-None. #2/2 South Carolina-None.  
Attendance: 13670

Score by periods table with columns: 1st, 2nd, 3rd, 4th, Total. Rows: Elon (18, 13, 16, 16, 63), #2/2 South Carolina (13, 22, 21, 22, 78).

Points In Off 2nd Fast Bench table with columns: Points, In, Off, 2nd, Fast, Bench. Rows: ELON (32, 17, 10, 8, 11), SC (40, 21, 14, 9, 19).

Last FG - ELON 4th-03:23, SC 4th-00:59.  
Largest lead - ELON by 7 2nd-08:58, SC by 17 4th-00:59.  
ELON led for 12:16. SC led for 25:28. Game was tied for 01:49.

Score tied - 3 times.  
Lead changed - 5 times.



Official Basketball Box Score - Game Totals - Final Statistics
Arkansas vs #2/2 South Carolina
01/03/16 3 p.m. at Columbia, S.C./Colonial Life Arena



Arkansas 32 • 5-9 (0-1 SEC)

Table with columns: #, Player, Total (FG-FGA, 3-Ptr, FT-FTA), Rebounds (Off, Def, Tot), PF, TP, A TO Blk Stl, Min. Includes player stats for Jackson, Coolley, Monk, Cosper, Wolff, Swenson, Freeman, Brooks, Zimmerman, Danberry, West, and Team.

1st-FG %: 4-15 26.7% 2nd: 4-12 33.3% 3rd: 2-14 14.3% 4th: 3-13 23.1% Game: 13-54 24.1% Deadball Rebounds 2,1

#2/2 South Carolina 85 • 13-0 (1-0 SEC)

Table with columns: #, Player, Total (FG-FGA, 3-Ptr, FT-FTA), Rebounds (Off, Def, Tot), PF, TP, A TO Blk Stl, Min. Includes player stats for Wilson, Coates, Sessions, Roy, Mitchell, Cuevas, Duckett, Imovbioh, White, Farmer, and Team.

1st-FG %: 4-18 22.2% 2nd: 14-19 73.7% 3rd: 11-18 61.1% 4th: 4-8 50.0% Game: 33-63 52.4% Deadball Rebounds 2,2

Officials: Sue Blauch, Eric Brewton, Troy Winders
Technical fouls: Arkansas-None. #2/2 South Carolina-None.
Attendance: 13407

Score by periods table with columns: 1st, 2nd, 3rd, 4th, Total. Arkansas: 9, 9, 7, 7, 32. #2/2 South Carolina: 9, 35, 29, 12, 85.

Last FG - AR 4th-04:33, SC 4th-03:53. Largest lead - AR by 2 1st-08:53, SC by 53 4th-00:38. AR led for 02:05. SC led for 31:19. Game was tied for 06:36. Score tied - 5 times. Lead changed - 3 times.



Official Basketball Box Score - Game Totals - Final Statistics
#2/2 South Carolina vs Vanderbilt
01/07/16 8 p.m. at Nashville, Tenn. (Memorial Gym)



#2/2 South Carolina 71 • 14-0, 2-0

Table with columns: #, Player, Total (FG-FGA, 3-Ptr, FT-FTA), Rebounds (Off, Def, Tot), PF, TP, A TO Blk Stl, Min. Includes player stats for Wilson, Dozier, Coates, Sessions, Mitchell, Cuevas, Cliney, Roy, Imovbioh, White, and Team.

1st-FG %: 6-13 46.2% 2nd: 5-12 41.7% 3rd: 7-14 50.0% 4th: 7-11 63.6% Game: 25-50 50.0% Deadball Rebounds 9,1

Vanderbilt 61 • 11-4, 0-2

Table with columns: #, Player, Total (FG-FGA, 3-Ptr, FT-FTA), Rebounds (Off, Def, Tot), PF, TP, A TO Blk Stl, Min. Includes player stats for Rayte'a Long, Rebekah Dahlman, Rachel Bell, Minta Spears, Christa Reed, Jasmine Jenkins, Marq'ues Webb, Morgan Batey, Kendall Shaw, and Team.

1st-FG %: 2-7 28.6% 2nd: 8-13 61.5% 3rd: 6-16 37.5% 4th: 6-17 35.3% Game: 22-53 41.5% Deadball Rebounds 1

Officials: Beverly Roberts, Jesse Dickerson, Douglas Knight
Technical fouls: #2/2 South Carolina-None. Vanderbilt-None.
Attendance: 2547

Score by periods table with columns: 1st, 2nd, 3rd, 4th, Total. #2/2 South Carolina: 15, 16, 18, 22, 71. Vanderbilt: 10, 21, 15, 15, 61.

Last FG - SC 4th-00:55, VANDY 4th-02:22. Largest lead - SC by 10 4th-00:24, VANDY by 6 3rd-07:31. SC led for 25:49. VANDY led for 09:56. Game was tied for 04:08. Score tied - 8 times. Lead changed - 18 times.



Official Basketball Box Score - Game Totals - Final Statistics
#20/- Missouri vs #2/2 South Carolina
01/10/16 12 p.m. at Columbia, S.C./Colonial Life Arena



#20/- Missouri 58 • 14-2 (1-2 SEC)

Table with columns: #, Player, Total (FG-FGA, 3-Ptr, FT-FTA), Rebounds (Off, Def, Tot), PF, TP, A TO Blk Stl, Min. Includes player stats for Porter, Frericks, Cunningham, Cunnningham, Michaelis, Doty, Stock, Morgan, Porter, Bri, Stock, Maddie, Hudyn, Michelle, Shephard, Carrie, McDowell, Kayla, Robinson, Juanita, and Team.

1st-FG %: 2-18 11.1% 2nd: 4-13 30.8% 3rd: 6-15 40.0% 4th: 6-12 50.0% Game: 18-58 31.0% Deadball Rebounds 2,1

#2/2 South Carolina 83 • 15-0 (3-0 SEC)

Table with columns: #, Player, Total (FG-FGA, 3-Ptr, FT-FTA), Rebounds (Off, Def, Tot), PF, TP, A TO Blk Stl, Min. Includes player stats for Wilson, Coates, Sessions, Mitchell, Cuevas, Cliney, Roy, Imovbioh, White, and Team.

1st-FG %: 4-13 30.8% 2nd: 6-17 35.3% 3rd: 7-15 46.7% 4th: 7-12 58.3% Game: 24-57 42.1% Deadball Rebounds 7,1

Officials: Scott Yarbrough, Kevin Pethel, Pualani Spurlock
Technical fouls: #20/- Missouri-None. #2/2 South Carolina-None.
Attendance: 15934

Score by periods table with columns: 1st, 2nd, 3rd, 4th, Total. #20/- Missouri: 5, 12, 17, 24, 58. #2/2 South Carolina: 17, 18, 21, 27, 83.

Last FG - MU 4th-00:30, SC 4th-00:10. Largest lead - MU None, SC by 25 4th-00:03. MU led for 00:00. SC led for 39:00. Game was tied for 00:30. Score tied - 0 times. Lead changed - 0 times.



Official Basketball Box Score - Game Totals - Final Statistics
#2/2 South Carolina vs #9/9 Kentucky
01/14/16 7:01 PM at MEMORIAL COLISEUM, LEXINGTON, KY



#2/2 South Carolina 73 • 16-0, 4-0

Table with columns: #, Player, Total (FG-FGA, 3-Ptr, FT-FTA), Rebounds (Off, Def, Tot), PF, TP, A TO Blk Stl, Min. Includes player stats for Wilson, Dozier, Coates, Sessions, Mitchell, Cuevas, Cliney, Roy, Imovbioh, White, and Team.

1st-FG %: 3-16 18.8% 2nd: 7-17 41.2% 3rd: 9-13 69.2% 4th: 7-14 50.0% Game: 26-63 41.3% Deadball Rebounds 4

#9/9 Kentucky 62 • 13-2, 2-2

Table with columns: #, Player, Total (FG-FGA, 3-Ptr, FT-FTA), Rebounds (Off, Def, Tot), PF, TP, A TO Blk Stl, Min. Includes player stats for Jennings, Akhator, Thompson, Morris, Epps, Camara, Murray, Rice, and Team.

1st-FG %: 6-18 33.3% 2nd: 7-15 46.7% 3rd: 7-17 41.2% 4th: 4-14 28.6% Game: 24-64 37.5% Deadball Rebounds 3

Officials: TINA NAPIER, BOB TRAMMELL, ROY GULBEYAN
Technical fouls: #2/2 South Carolina-None. #9/9 Kentucky-None.
Attendance: 5527

Score by periods table with columns: 1st, 2nd, 3rd, 4th, Total. #2/2 South Carolina: 8, 20, 23, 22, 73. #9/9 Kentucky: 16, 16, 18, 12, 62.

Last FG - SC 4th-04:38, UK 4th-00:24. Largest lead - SC by 15 4th-01:51, UK by 11 2nd-03:43. SC led for 09:35. UK led for 28:45. Game was tied for 01:10. Score tied - 2 times. Lead changed - 5 times.



Official Basketball Box Score -- Game Totals -- Final Statistics
#15/11 Texas A&M vs #2/2 South Carolina
01/17/16 1:30 p.m. at Columbia, S.C./Colonial Life Arena



#15/11 Texas A&M 58 • 13-5 (3-2 SEC)

Box score table for #15/11 Texas A&M vs #2/2 South Carolina. Columns include Player, FG-FGA, 3-Ptr, FT-FTA, Rebounds, PF, TP, A TO Blk Stl, Min. Totals: 25-68, 3-7, 5-8, 17 26 43, 21 58, 12 15 7 10 200.

1st - FG %: 8-16 50.0% 2nd: 5-18 27.8% 3rd: 4-16 25.0% 4th: 8-18 44.4% Game: 25-68 36.8% Deadball Rebounds 1,1
3FG %: 1-1 100.0% 0-1 0.0% 1-2 50.0% 1-3 33.3% 3-7 42.9%
FT %: 0-1 0.0% 0-0 0.0% 2-3 66.7%

#2/2 South Carolina 59 • 17-0 (5-0 SEC)

Box score table for #2/2 South Carolina vs #15/11 Texas A&M. Columns include Player, FG-FGA, 3-Ptr, FT-FTA, Rebounds, PF, TP, A TO Blk Stl, Min. Totals: 23-54, 2-12, 11-19, 8 25 33, 14 59, 12 16 9 12 200.

1st - FG %: 7-15 46.7% 2nd: 5-14 35.7% 3rd: 5-14 35.7% 4th: 6-11 54.5% Game: 23-54 42.6% Deadball Rebounds 4,3
3FG %: 1-1 100.0% 0-5 0.0% 1-2 50.0% 1-2 50.0% 2-12 16.7%
FT %: 1-1 100.0% 0-0 0.0% 0-0 0.0% 10-18 55.6% 11-19 57.9%

Officials: Lisa Mattingly, Bryan Enterline, Brian Garland
Technical fouls: #15/11 Texas A&M-None. #2/2 South Carolina-None.
Attendance: 15406

Score by periods table for #15/11 Texas A&M vs #2/2 South Carolina. Columns: 1st, 2nd, 3rd, 4th, Total. Totals: 17, 10, 10, 20, 59.

Last FG - TAMU 4th-00:00, SC 4th-01:16.
Largest lead - TAMU by 7 1st-06:30, SC by 6 4th-02:34.
TAMU led for 17:48. SC led for 21:20. Game was tied for 00:52.
Score tied - 4 times.
Lead changed - 19 times.



Official Basketball Box Score -- Game Totals -- Final Statistics
#2/2 South Carolina vs Auburn
01/21/16 6:00 pm at Auburn Arena -- Auburn, Ala.



#2/2 South Carolina 74 • 18-0, 6-0 SEC

Box score table for #2/2 South Carolina vs Auburn. Columns include Player, FG-FGA, 3-Ptr, FT-FTA, Rebounds, PF, TP, A TO Blk Stl, Min. Totals: 27-52, 7-19, 13-20, 11 23 34, 15 74, 20 12 1 7 200.

1st - FG %: 5-13 38.5% 2nd: 7-14 50.0% 3rd: 7-12 58.3% 4th: 8-13 61.5% Game: 27-52 51.9% Deadball Rebounds 4
3FG %: 0-4 0.0% 2-3 66.7% 3-6 50.0% 2-6 33.3% 7-19 36.8%
FT %: 3-5 60.0% 4-7 57.1% 3-3 100.0% 3-5 60.0%

Auburn 58 • 12-7, 2-4 SEC

Box score table for Auburn vs #2/2 South Carolina. Columns include Player, FG-FGA, 3-Ptr, FT-FTA, Rebounds, PF, TP, A TO Blk Stl, Min. Totals: 19-55, 9-27, 11-14, 13 17 30, 16 58, 14 13 1 7 200.

1st - FG %: 5-14 35.7% 2nd: 2-16 12.5% 3rd: 5-13 38.5% 4th: 7-12 58.3% Game: 19-55 34.5% Deadball Rebounds 3
3FG %: 3-8 37.5% 1-9 11.1% 2-4 50.0% 3-6 50.0% 9-27 33.3%
FT %: 2-2 100.0% 0-0 0.0% 4-6 66.7% 5-6 83.3% 11-14 78.6%

Officials: Beverly Roberts, Laura Morris, Eric Brewton
Technical fouls: #2/2 South Carolina-None. Auburn-None.
Attendance: 2419

Score by periods table for Auburn vs #2/2 South Carolina. Columns: 1st, 2nd, 3rd, 4th, Total. Totals: 13, 20, 20, 21, 74.

Last FG - SC 4th-02:33, AU 4th-00:15.
Largest lead - SC by 24 4th-02:33, AU by 5 2nd-09:31.
SC led for 30:48. AU led for 06:57. Game was tied for 02:04.
Score tied - 2 times.
Lead changed - 2 times.



Official Basketball Box Score -- Game Totals -- Final Statistics
#2/2 South Carolina vs #10/10 Mississippi State
01/24/16 4:01 p.m. at Starkville, Miss. (Humphrey Coliseum)



#2/2 South Carolina 57 • 19-0 (7-0 SEC)

Box score table for #2/2 South Carolina vs #10/10 Mississippi State. Columns include Player, FG-FGA, 3-Ptr, FT-FTA, Rebounds, PF, TP, A TO Blk Stl, Min. Totals: 19-44, 4-13, 15-23, 9 31 40, 21 57, 9 21 6 5 200.

1st - FG %: 2-11 18.2% 2nd: 5-9 55.6% 3rd: 5-14 35.7% 4th: 7-10 70.0% Game: 19-44 43.2% Deadball Rebounds 5
3FG %: 1-3 33.3% 2-4 50.0% 0-5 0.0% 1-1 100.0% 4-13 30.8%
FT %: 2-2 100.0% 3-8 37.5% 2-2 100.0% 8-11 72.7% 15-23 65.2%

#10/10 Mississippi State 51 • 17-4 (4-3 SEC)

Box score table for #10/10 Mississippi State vs #2/2 South Carolina. Columns include Player, FG-FGA, 3-Ptr, FT-FTA, Rebounds, PF, TP, A TO Blk Stl, Min. Totals: 16-59, 3-13, 16-17, 12 19 31, 21 51, 9 13 2 5 200.

1st - FG %: 4-17 23.5% 2nd: 5-14 35.7% 3rd: 1-12 8.3% 4th: 5-16 31.3% Game: 16-59 27.1% Deadball Rebounds 1
3FG %: 0-4 0.0% 0-3 0.0% 1-3 33.3% 2-3 66.7% 3-13 23.1%
FT %: 0-0 0.0% 2-2 100.0% 5-6 83.3% 9-9 100.0% 16-17 94.1%

Officials: Dee Kantner, Michael McConnell, Kevin Pethel
Technical fouls: #2/2 South Carolina-None. #10/10 Mississippi State-None.
Attendance: 10626

Score by periods table for #10/10 Mississippi State vs #2/2 South Carolina. Columns: 1st, 2nd, 3rd, 4th, Total. Totals: 7, 15, 12, 23, 57.

Last FG - SC 4th-00:30, MS 4th-01:39.
Largest lead - SC by 8 3rd-07:09, MS by 5 2nd-06:21.
SC led for 29:03. MS led for 08:07. Game was tied for 02:50.
Score tied - 4 times.
Lead changed - 5 times.



Official Basketball Box Score -- Game Totals -- Final Statistics
Ole Miss vs #2/2 South Carolina
01/28/16 7 p.m. at Colonial Life Arena/Columbia, S.C.



Ole Miss 62 • 10-10 (2-5 SEC)

Box score table for Ole Miss vs #2/2 South Carolina. Columns include Player, FG-FGA, 3-Ptr, FT-FTA, Rebounds, PF, TP, A TO Blk Stl, Min. Totals: 26-54, 3-19, 7-13, 7 21 28, 21 62, 14 14 3 8 200.

1st - FG %: 5-10 50.0% 2nd: 5-15 33.3% 3rd: 7-14 50.0% 4th: 9-15 60.0% Game: 26-54 48.1% Deadball Rebounds 3,1
3FG %: 1-5 20.0% 1-6 16.7% 1-5 20.0% 0-3 0.0% 3-19 15.8%
FT %: 0-2 0.0% 4-6 66.7% 0-0 0.0% 3-5 60.0%

#2/2 South Carolina 81 • 20-0 (8-0 SEC)

Box score table for #2/2 South Carolina vs Ole Miss. Columns include Player, FG-FGA, 3-Ptr, FT-FTA, Rebounds, PF, TP, A TO Blk Stl, Min. Totals: 31-68, 7-23, 12-24, 22 23 45, 11 81, 24 11 3 9 200.

1st - FG %: 9-21 42.9% 2nd: 6-13 46.2% 3rd: 9-16 56.3% 4th: 7-18 38.9% Game: 31-68 45.6% Deadball Rebounds 1
3FG %: 3-7 42.9% 1-3 33.3% 2-5 40.0% 1-8 12.5% 7-23 30.4%
FT %: 3-4 75.0% 3-9 33.3% 3-3 100.0% 3-8 37.5%

Officials: Bob Trammell, Denise Brooks, Douglas Knight
Technical fouls: Ole Miss-None. #2/2 South Carolina-None.
Attendance: 14313

Score by periods table for #2/2 South Carolina vs Ole Miss. Columns: 1st, 2nd, 3rd, 4th, Total. Totals: 11, 15, 15, 21, 62.

Last FG - OM 4th-00:33, SC 4th-01:11.
Largest lead - OM None, SC by 24 3rd-06:26.
OM led for 00:00. SC led for 39:40. Game was tied for 00:19.
Score tied - 0 times.
Lead changed - 0 times.



Official Basketball Box Score - Game Totals - Final Statistics
#2/2 South Carolina vs #10/10 Texas A&M
01/31/16 5 p.m. at College Station, Texas (Reed Arena)



#2/2 South Carolina 70 • 21-0, 9-0 SEC

Box score table for #2/2 South Carolina vs #10/10 Texas A&M. Columns include Player, FG-FGA, 3-Ptr, FT-FTA, Rebounds, PF, TP, A TO Blk Stl, Min. Totals: 24-53, 2-11, 20-25, 14 20 34, 16 70, 14 16 5 9, 200.

1st FG %: 6-17 35.3% 2nd: 3-11 27.3% 3rd: 9-15 60.0% 4th: 6-10 60.0% Game: 24-53 45.3% Deadball Rebounds 3
3FG %: 1-4 25.0% 0-4 0.0% 0-1 0.0% 1-2 50.0% 2-11 18.2%
FT %: 4-6 66.7% 2-2 100.0% 7-9 77.8% 7-8 87.5% 20-25 80.0%

#10/10 Texas A&M 63 • 15-6, 5-3 SEC

Box score table for #10/10 Texas A&M vs #2/2 South Carolina. Columns include Player, FG-FGA, 3-Ptr, FT-FTA, Rebounds, PF, TP, A TO Blk Stl, Min. Totals: 27-62, 3-12, 6-6, 13 17 30, 21 63, 16 17 6 6, 200.

1st FG %: 6-13 46.2% 2nd: 8-15 53.3% 3rd: 7-14 50.0% 4th: 7-20 35.0% Game: 27-62 43.5% Deadball Rebounds 2
3FG %: 0-3 0.0% 0-1 0.0% 1-1 100.0% 0-0 0.0% 3-12 25.0%
FT %: 2-4 50.0% 3-3 100.0% 1-1 100.0% 0-0 0.0% 6-6 100.0%

Officials: Dee Kantner, Beverly Roberts, Brian Hall
Technical fouls: #2/2 South Carolina-None. #10/10 Texas A&M-None.
Attendance: 8511

Score by periods table for #2/2 South Carolina vs #10/10 Texas A&M. Columns: 1st, 2nd, 3rd, 4th, Total. Totals: 17, 8, 25, 20, 70.

Points In Off 2nd Fast Bench table for #2/2 South Carolina vs #10/10 Texas A&M. Columns: Paint, T/O, Chance, Break, 1, 2. Totals: 40, 22, 14, 10, 1, 10.

Last FG - SC 4th-01:22, TAM 4th-00:37.
Largest lead - SC by 7 1st-02:29, TAM by 10 2nd-05:04.
SC led for 21:47. TAM led for 13:28. Game was tied for 03:47.
Score tied - 7 times.
Lead changed - 9 times.



Official Basketball Box Score - Game Totals - Final Statistics
#18/18 Kentucky vs #2/2 South Carolina
02/04/16 7 p.m. at Columbia, S.C./Colonial Life Arena



#18/18 Kentucky 68 • 15-6 (4-6 SEC)

Box score table for #18/18 Kentucky vs #2/2 South Carolina. Columns include Player, FG-FGA, 3-Ptr, FT-FTA, Rebounds, PF, TP, A TO Blk Stl, Min. Totals: 28-69, 2-8, 10-14, 14 18 32, 31 68, 11 11 1 4, 200.

1st FG %: 5-17 29.4% 2nd: 7-14 50.0% 3rd: 10-21 47.6% 4th: 6-17 35.3% Game: 28-69 40.6% Deadball Rebounds 3,1
3FG %: 0-2 0.0% 1-3 33.3% 0-0 0.0% 1-3 33.3% 2-8 25.0%
FT %: 1-1 100.0% 4-5 80.0% 3-4 75.0% 2-4 50.0%

#2/2 South Carolina 78 • 22-0 (10-0 SEC)

Box score table for #2/2 South Carolina vs #18/18 Kentucky. Columns include Player, FG-FGA, 3-Ptr, FT-FTA, Rebounds, PF, TP, A TO Blk Stl, Min. Totals: 26-50, 2-12, 24-35, 11 28 39, 17 78, 15 17 6 8, 200.

1st FG %: 6-12 50.0% 2nd: 5-14 35.7% 3rd: 8-13 61.5% 4th: 7-11 63.6% Game: 26-50 52.0% Deadball Rebounds 5
3FG %: 0-2 0.0% 0-3 0.0% 2-4 50.0% 0-3 0.0% 2-12 16.7%
FT %: 3-3 100.0% 10-16 62.5% 4-7 57.1% 7-9 77.8%

Officials: Michael Price, Amy Bonner, Greg Small
Technical fouls: #18/18 Kentucky-None. #2/2 South Carolina-WILSON, A'ja.
Attendance: 15015

Score by periods table for #18/18 Kentucky vs #2/2 South Carolina. Columns: 1st, 2nd, 3rd, 4th, Total. Totals: 11, 19, 23, 15, 68.

Points In Off 2nd Fast Bench table for #18/18 Kentucky vs #2/2 South Carolina. Columns: Paint, T/O, Chance, Break, 1, 2. Totals: 38, 13, 15, 8, 22, 15.

Last FG - UK 4th-00:26, SC 4th-01:01.
Largest lead - UK by 1 2nd-05:53, SC by 12 4th-00:32.
UK led for 00:35. SC led for 37:33. Game was tied for 01:43.
Score tied - 0 times.
Lead changed - 2 times.



Official Basketball Box Score - Game Totals - Final Statistics
#1/1 UConn vs #2/2 South Carolina
02/08/16 7 p.m. at Columbia, S.C./Colonial Life Arena



#1/1 UConn 66 • 23-0 (12-0 AAC)

Box score table for #1/1 UConn vs #2/2 South Carolina. Columns include Player, FG-FGA, 3-Ptr, FT-FTA, Rebounds, PF, TP, A TO Blk Stl, Min. Totals: 24-57, 6-16, 12-18, 8 27 35, 16 66, 14 13 6 9, 200.

1st FG %: 7-14 50.0% 2nd: 6-16 37.5% 3rd: 7-16 43.8% 4th: 4-11 36.4% Game: 24-57 42.1% Deadball Rebounds 1,1
3FG %: 0-3 0.0% 3-6 50.0% 2-4 50.0% 1-3 33.3% 6-16 37.5%
FT %: 3-4 75.0% 3-4 75.0% 3-6 50.0% 3-6 50.0%

#2/2 South Carolina 54 • 22-1 (10-0 SEC)

Box score table for #2/2 South Carolina vs #1/1 UConn. Columns include Player, FG-FGA, 3-Ptr, FT-FTA, Rebounds, PF, TP, A TO Blk Stl, Min. Totals: 20-53, 3-10, 11-16, 6 29 35, 15 54, 7 15 5 6, 200.

1st FG %: 4-12 33.3% 2nd: 7-13 53.8% 3rd: 3-17 17.6% 4th: 6-11 54.5% Game: 20-53 37.7% Deadball Rebounds 4,1
3FG %: 0-1 0.0% 1-4 25.0% 0-2 0.0% 2-3 66.7% 3-10 30.0%
FT %: 0-0 0.0% 2-5 40.0% 2-2 100.0% 7-9 77.8%

Officials: Lisa Mattingly, Bryan Entelino, Sue Bauch
Technical fouls: #1/1 UConn-None. #2/2 South Carolina-None.
Attendance: 18000

Score by periods table for #1/1 UConn vs #2/2 South Carolina. Columns: 1st, 2nd, 3rd, 4th, Total. Totals: 17, 18, 19, 12, 66.

Points In Off 2nd Fast Bench table for #1/1 UConn vs #2/2 South Carolina. Columns: Paint, T/O, Chance, Break, 1, 2. Totals: 30, 6, 8, 10, 5, 23.

Last FG - UCONN 4th-01:18, SC 4th-00:47.
Largest lead - UCONN by 21 3rd-01:20, SC None.
UCONN led for 37:45. SC led for 00:00. Game was tied for 02:15.
Score tied - 1 time.
Lead changed - 0 times.



Official Basketball Box Score - Game Totals - Final Statistics
#16/19 Florida vs #2/2 South Carolina
02/11/16 7 p.m. at Columbia, S.C./Colonial Life Arena



#16/19 Florida 71 • 19-5 (7-4 SEC)

Box score table for #16/19 Florida vs #2/2 South Carolina. Columns include Player, FG-FGA, 3-Ptr, FT-FTA, Rebounds, PF, TP, A TO Blk Stl, Min. Totals: 27-69, 8-22, 9-15, 10 20 30, 29 71, 15 20 3 13, 200.

1st FG %: 6-15 40.0% 2nd: 7-20 35.0% 3rd: 7-15 46.7% 4th: 7-19 36.8% Game: 27-69 39.1% Deadball Rebounds 4,2
3FG %: 2-5 40.0% 1-5 20.0% 3-5 60.0% 2-6 33.3% 8-22 36.4%
FT %: 2-2 100.0% 0-3 0.0% 1-2 50.0% 6-8 75.0%

#2/2 South Carolina 86 • 23-1 (11-0 SEC)

Box score table for #2/2 South Carolina vs #16/19 Florida. Columns include Player, FG-FGA, 3-Ptr, FT-FTA, Rebounds, PF, TP, A TO Blk Stl, Min. Totals: 28-57, 8-19, 22-31, 11 33 44, 17 86, 21 22 5 10, 200.

1st FG %: 5-13 38.5% 2nd: 9-16 56.3% 3rd: 7-15 46.7% 4th: 7-13 53.8% Game: 28-57 49.1% Deadball Rebounds 5,1
3FG %: 2-3 66.7% 2-3 66.7% 2-6 33.3% 1-3 33.3% 8-19 42.1%
FT %: 6-7 85.7% 4-6 66.7% 0-2 0.0% 12-16 75.0%

Officials: Scott Yarbrough, Michael McConnell, Pualani Spurlock
Technical fouls: #16/19 Florida-TEAM. #2/2 South Carolina-SESSIONS, Khadijah.
Attendance: 13324

Score by periods table for #16/19 Florida vs #2/2 South Carolina. Columns: 1st, 2nd, 3rd, 4th, Total. Totals: 16, 15, 18, 22, 71.

Points In Off 2nd Fast Bench table for #16/19 Florida vs #2/2 South Carolina. Columns: Paint, T/O, Chance, Break, 1, 2. Totals: 38, 19, 8, 19, 21.

Last FG - UF 4th-00:41, SC 4th-01:07.
Largest lead - UF by 2 1st-09:39, SC by 20 4th-01:07.
UF led for 01:50. SC led for 37:38. Game was tied for 00:21.
Score tied - 1 time.
Lead changed - 1 time.





**2015-16 South Carolina Basketball**  
**South Carolina Season Schedule/Results & Leaders (as of Feb 11, 2016)**  
**All games**



<b>RECORD:</b>	<b>OVERALL</b>	<b>HOME</b>	<b>AWAY</b>	<b>NEUTRAL</b>
ALL GAMES	23-1	12-1	8-0	3-0
CONFERENCE	11-0	6-0	5-0	0-0
NON-CONFERENCE	12-1	6-1	3-0	3-0

<b>Date</b>	<b>Opponent</b>	<b>Score</b>	<b>Att.</b>	<b>High Points</b>	<b>High Rebounds</b>
11/13/15	#6/10 OHIO STATE	w 88-80	16815	(20)WILSON, A'ja	(14)WILSON, A'ja
11/15/15	UNCG	w 92-44	13607	(19)WILSON, A'ja	(11)IMOVBIQH, Sarah
11/18/15	at Clemson	w 67-41	1030	(18)MITCHELL, Tiffany	(6)COATES, Alaina (6)IMOVBIQH, Sarah (6)WHITE, Jatarie
11/22/15	at UCLA	w 68-65	2018	(17)ROY, Tina (17)MITCHELL, Tiffany	(12)COATES, Alaina
11/27/15	@vs #16/18 Arizona State	w 60-58	2020	(18)CUEVAS, Bianca (18)WILSON, A'ja	(11)WILSON, A'ja
11/28/15	@vs CSU Bakersfield	w 90-71	2152	(26)WILSON, A'ja	(8)WILSON, A'ja
11/29/15	@at Hawaii	w 67-51	2073	(18)WILSON, A'ja	(5)WILSON, A'ja
12/06/15	#14/13 DUKE	w 66-55	16429	(28)WILSON, A'ja	(11)WILSON, A'ja
12/13/15	WINTHROP	w 86-37	13409	(29)COATES, Alaina	(16)COATES, Alaina
12/16/15	HAMPTON	w 86-48	12117	(22)COATES, Alaina	(12)COATES, Alaina
12/20/15	<vs East Carolina	w 88-57		(18)MITCHELL, Tiffany	(15)COATES, Alaina
12/22/15	ELON	w 78-63	13670	(18)MITCHELL, Tiffany	(8)WILSON, A'ja (8)COATES, Alaina
01/03/16	*ARKANSAS	w 85-32	13407	(21)ROY, Tina	(10)WILSON, A'ja (10)COATES, Alaina
01/07/16	*at Vanderbilt	w 71-61	2547	(22)MITCHELL, Tiffany	(10)COATES, Alaina
01/10/16	*#20/- MISSOURI	w 83-58	15934	(19)MITCHELL, Tiffany	(12)COATES, Alaina
01/14/16	*at #9/9 Kentucky	w 73-62	5527	(26)WILSON, A'ja	(13)WILSON, A'ja
01/17/16	*#15/11 TEXAS A&M	w 59-58	15406	(26)WILSON, A'ja	(11)COATES, Alaina
01/21/16	*at Auburn	w 74-58	2419	(17)COATES, Alaina	(10)COATES, Alaina
01/24/16	*at #10/10 Mississippi State	w 57-51	10626	(21)MITCHELL, Tiffany	(11)WILSON, A'ja (11)COATES, Alaina
01/28/16	*OLE MISS	w 81-62	14313	(17)WILSON, A'ja	(14)COATES, Alaina
01/31/16	*at #10/10 Texas A&M	w 70-63	8511	(27)WILSON, A'ja	(10)WILSON, A'ja (10)COATES, Alaina
02/04/16	*#18/18 KENTUCKY	w 78-68	15015	(27)COATES, Alaina	(13)COATES, Alaina
02/08/16	#1/1 UCONN	54-66 L	18000	(13)WILSON, A'ja (13)IMOVBIQH, Sarah	(9)COATES, Alaina
02/11/16	*#16/19 FLORIDA	w 86-71	13324	(22)MITCHELL, Tiffany	(11)COATES, Alaina

\* = Conference game

@ = Rainbow Wahine Showdown (Honolulu, Hawaii)

< = Carolinas Challenge (Myrtle Beach, S.C.)

<b>Attendance Summary</b>	<b>Games</b>	<b>Attend</b>	<b>Avg/Game</b>
Home	13	191446	14727
Away	8	34751	4344
Neutral	3	4172	1391
Total	24	230369	9599



**2015-16 South Carolina Basketball**  
**South Carolina Points-Rebounds-Assists (as of Feb 11, 2016)**  
**All games**



Opponent	Date	Score	01		03		05		22		23		24		25	
			CUEVAS,BIA	DUCKETT,KA	SESSIONS,K	WILSON,A'J	ROY,TINA	IMOVBIQH,S	MITCHELL,T							
#6/10 OHIO STATE	11/13/15	88-80	w	5-0-1	0-0-0	12-3-3	20-14-0	3-1-1	8-10-0	15-3-3						
UNCG	11/15/15	92-44	w	11-2-1	0-1-0	2-1-4	19-10-1	9-0-6	14-11-0	10-2-5						
at Clemson	11/18/15	67-41	w	4-1-2	DNP	0-2-5	7-5-0	3-1-1	9-6-0	18-5-0						
at UCLA	11/22/15	68-65	w	7-2-2	DNP	0-5-1	11-10-3	17-3-4	0-4-0	17-5-2						
vs #16/18 Arizona State	11/27/15	60-58	w	18-2-0	DNP	6-3-0	18-11-1	3-2-3	1-8-0	6-1-1						
vs CSU Bakersfield	11/28/15	90-71	w	20-4-6	DNP	8-1-1	26-8-4	3-5-3	6-5-0	13-1-1						
at Hawaii	11/29/15	67-51	w	13-4-0	0-0-0	11-4-4	18-5-0	0-0-2	3-4-0	14-2-2						
#14/13 DUKE	12/06/15	66-55	w	2-4-2	DNP	5-5-1	28-11-2	3-1-2	0-0-0	12-4-2						
WINTHROP	12/13/15	86-37	w	13-2-1	2-2-3	4-1-6	DNP	3-0-3	7-4-1	12-5-3						
HAMPTON	12/16/15	86-48	w	6-1-1	3-2-2	5-4-2	DNP	0-3-3	19-7-0	17-6-2						
vs East Carolina	12/20/15	88-57	w	4-1-1	2-0-0	5-2-3	15-10-0	3-3-0	4-12-2	18-1-3						
ELON	12/22/15	78-63	w	2-1-2	2-1-0	6-2-4	12-8-2	9-0-1	2-3-0	18-4-2						
ARKANSAS	01/03/16	85-32	w	10-2-3	0-2-0	7-3-4	14-10-1	21-1-3	9-7-0	12-3-4						
at Vanderbilt	01/07/16	71-61	w	4-1-2	DNP	10-4-0	4-6-2	13-1-1	0-2-0	22-2-5						
#20/- MISSOURI	01/10/16	83-58	w	6-0-1	DNP	9-0-1	11-11-1	3-2-2	4-2-2	19-2-2						
at #9/9 Kentucky	01/14/16	73-62	w	2-0-1	DNP	8-1-3	26-13-2	12-3-4	0-5-0	16-2-2						
#15/11 TEXAS A&M	01/17/16	59-58	w	9-3-2	DNP	8-2-2	26-8-1	0-2-1	0-1-0	11-4-2						
at Auburn	01/21/16	74-58	w	1-2-2	DNP	5-3-1	11-6-2	12-0-2	2-2-0	13-1-5						
at #10/10 Mississippi S	01/24/16	57-51	w	0-0-1	DNP	10-4-1	6-11-1	11-1-2	0-7-0	21-2-2						
OLE MISS	01/28/16	81-62	w	6-0-1	DNP	4-2-5	17-9-2	9-0-4	7-9-0	15-4-4						
at #10/10 Texas A&M	01/31/16	70-63	w	0-0-0	DNP	10-2-3	27-10-1	1-1-1	0-1-0	20-4-2						
#18/18 KENTUCKY	02/04/16	78-68	w	5-2-2	DNP	9-4-1	18-7-3	7-1-4	2-1-0	2-0-0						
#1/1 UCONN	02/08/16	54-66	L	2-2-1	DNP	4-1-2	13-6-0	0-2-2	13-8-0	12-5-0						
#16/19 FLORIDA	02/11/16	86-71	w	3-0-3	DNP	6-0-4	13-9-1	6-2-4	6-6-0	22-3-4						

Opponent	Date	Score	31		40		41		44	
			DOZIER,ASI	WHITE,JATA	COATES,ALA	FARMER,IND				
#6/10 OHIO STATE	11/13/15	88-80	w	4-0-1	4-3-2	17-13-0	DNP			
UNCG	11/15/15	92-44	w	3-2-6	5-3-1	12-7-0	0-1-0			
at Clemson	11/18/15	67-41	w	8-1-0	3-6-2	10-6-1	DNP			
at UCLA	11/22/15	68-65	w	0-0-0	2-2-0	12-12-0	DNP			
vs #16/18 Arizona State	11/27/15	60-58	w	2-1-0	0-2-0	6-7-1	DNP			
vs CSU Bakersfield	11/28/15	90-71	w	0-0-0	2-5-1	6-4-0	DNP			
at Hawaii	11/29/15	67-51	w	3-0-3	0-2-1	3-1-0	DNP			
#14/13 DUKE	12/06/15	66-55	w	0-2-3	0-5-1	16-7-0	DNP			
WINTHROP	12/13/15	86-37	w	9-2-3	4-9-1	29-16-0	0-1-0			
HAMPTON	12/16/15	86-48	w	6-2-5	8-7-0	22-12-2	DNP			
vs East Carolina	12/20/15	88-57	w	10-1-0	14-4-0	10-15-0	0-1-0			
ELON	12/22/15	78-63	w	7-1-3	2-2-0	16-8-0	DNP			
ARKANSAS	01/03/16	85-32	w	DNP	1-5-1	11-10-2	0-1-0			
at Vanderbilt	01/07/16	71-61	w	3-1-4	2-2-0	11-10-1	DNP			
#20/- MISSOURI	01/10/16	83-58	w	2-3-1	11-4-0	13-12-0	DNP			
at #9/9 Kentucky	01/14/16	73-62	w	0-1-0	0-5-0	9-11-1	DNP			
#15/11 TEXAS A&M	01/17/16	59-58	w	0-1-1	0-0-0	5-11-3	DNP			
at Auburn	01/21/16	74-58	w	1-2-3	9-2-0	17-10-2	DNP			
at #10/10 Mississippi S	01/24/16	57-51	w	2-1-1	0-0-0	6-11-1	DNP			
OLE MISS	01/28/16	81-62	w	3-0-5	3-2-0	13-14-2	DNP			
at #10/10 Texas A&M	01/31/16	70-63	w	0-1-1	0-0-0	12-10-6	DNP			
#18/18 KENTUCKY	02/04/16	78-68	w	DNP	1-3-1	27-13-2	DNP			
#1/1 UCONN	02/08/16	54-66	L	DNP	4-1-1	2-9-0	DNP			
#16/19 FLORIDA	02/11/16	86-71	w	DNP	6-5-0	14-11-3	DNP			



**2015-16 South Carolina Basketball**  
 South Carolina Team Game-by-Game Comparison (as of Feb 11, 2016)  
 All games



Opponent	1st	2nd	Score	Mar	Total FG	FG Pct	3-Pointers	3FG Pct	Free Throws	FT Pct	Rebounds	Assist	T/Over	Block	Steal	Fouls	
#6/10 OHIO STATE	45/47	43/33	88-80	+8	31-69/26-80	.449/.325	3-11/10-23	.273/.435	23-35/18-20	.657/.900	51/42	+9	11/3	20/18	6/10	9/13	20/29
UNCG	53/25	39/19	92-44	+48	35-67/16-62	.522/.258	8-24/3-13	.333/.231	14-23/9-14	.609/.643	47/36	+1	25/4	10/21	10/2	15/6	15/21
Clemson	31/20	36/21	67-41	+26	23-63/14-43	.365/.326	7-25/3-7	.280/.429	14-28/10-14	.500/.714	41/36	+5	13/12	5/19	6/0	12/0	15/24
UCLA	32/31	36/34	68-65	+3	24-55/23-64	.436/.359	6-19/4-18	.316/.222	14-16/15-25	.875/.600	45/31	+14	12/10	2/19	4/3	6/13	19/21
#16/18 Arizona State	30/33	30/25	60-58	+2	24-58/21-61	.414/.344	1-11/8-20	.091/.400	11-16/8-14	.688/.571	42/39	+3	6/10	2/19	3/1	10/11	16/15
CSU Bakersfield	45/37	45/34	90-71	+19	35-64/25-58	.547/.431	3-12/8-18	.250/.444	17-31/13-15	.548/.867	39/30	+9	18/16	5/11	5/0	5/2	12/27
Hawaii	29/22	38/29	67-51	+16	25-55/19-50	.455/.380	4-14/5-18	.286/.278	13-19/8-18	.684/.444	30/33	(3)	12/11	14/20	5/3	9/3	22/20
#14/13 DUKE	30/26	36/29	66-55	+11	24-57/21-59	.421/.356	2-10/3-10	.200/.300	16-28/10-13	.571/.769	43/36	+7	13/9	14/15	5/6	8/8	16/21
WINTHROP	47/13	39/24	86-37	+49	34-62/16-64	.548/.250	9-24/4-9	.375/.111	9-12/4-15	.750/.267	48/32	+16	25/9	13/14	16/4	10/9	13/16
HAMPION	30/18	56/30	86-48	+38	28-58/19-61	.483/.311	6-16/5-21	.375/.238	24-31/5-8	.774/.625	52/19	+33	17/12	17/9	2/6	3/10	13/25
East Carolina	44/26	44/31	88-57	+31	31-66/19-69	.470/.275	5-18/6-23	.278/.261	21-28/13-14	.750/.929	54/37	+17	13/7	11/13	4/3	7/3	14/26
ELON	35/31	43/32	78-63	+15	30-63/23-52	.476/.442	8-19/4-13	.421/.308	10-14/13-19	.714/.684	34/26	+8	14/14	14/17	6/1	6/7	17/17
ARKANSAS	44/18	41/14	85-32	+53	33-63/13-54	.524/.241	11-23/1-12	.478/.083	8-13/5-10	.615/.500	48/26	+22	18/9	15/18	2/1	11/5	11/17
Vanderbilt	31/31	40/30	71-61	+10	25-50/22-53	.500/.415	10-22/4-20	.455/.200	11-23/13-15	.478/.867	30/29	+1	15/12	11/13	0/1	7/5	18/19
#20- MISSOURI	35/17	48/41	83-58	+25	24-57/18-58	.421/.310	3-14/4-21	.214/.190	15-25/11-18	.744/.857	39/37	+2	10/11	13/20	7/2	14/6	22/34
#9/9 Kentucky	28/32	45/30	73-62	+11	26-63/24-64	.413/.375	6-17/3-9	.353/.333	11-19/5-8	.579/.625	33/43	(10)	13/7	11/13	10/2	3/3	16/22
#15/11 TEXAS A&M	26/27	33/31	59-58	+1	23-54/25-68	.426/.368	2-12/3-7	.167/.429	15-23/16-17	.652/.941	34/30	+4	20/14	12/13	1/1	7/7	15/16
Auburn	33/20	41/38	74-58	+16	27-52/19-55	.519/.345	7-19/9-27	.368/.333	13-20/11-14	.650/.786	34/30	+4	9/9	21/13	6/2	5/5	21/21
#10/10 Mississippi State	22/20	35/31	57-51	+6	19-44/16-59	.432/.271	4-13/3-13	.308/.231	15-23/16-17	.652/.941	40/31	+9	9/9	21/13	6/2	5/5	21/21
OLE MISS	40/26	41/36	81-62	+19	31-68/26-54	.456/.481	7-23/3-19	.304/.158	12-24/7-13	.500/.538	45/28	+17	24/14	11/14	3/3	9/8	11/21
#10/10 Texas A&M	25/31	45/32	70-63	+7	24-53/27-62	.453/.435	2-11/3-12	.182/.250	20-25/6-6	.800/1000	34/30	+4	14/16	16/17	5/6	9/6	16/21
#18/18 KENTUCKY	35/30	43/38	78-68	+10	26-50/28-69	.520/.406	2-12/2-8	.167/.250	24-35/10-14	.686/.714	39/32	+7	15/11	17/11	6/1	8/4	17/31
#1/1 UCONN	25/35	29/31	54-66	(12)	20-53/24-57	.377/.421	3-10/6-16	.300/.375	11-16/12-18	.688/.667	35/35	-	7/14	15/13	5/6	6/9	15/16
#16/19 FLORIDA	43/31	43/40	86-71	+15	28-57/27-69	.491/.391	8-19/8-22	.421/.364	22-31/9-15	.710/.600	44/30	+14	21/15	22/20	5/3	10/13	17/29

Note: Game totals are displayed in the format TEAM/OPPONENT for each category



**2015-16 South Carolina Basketball**  
**South Carolina Combined Team Statistics (as of Feb 11, 2016)**  
**Last 5**



<b>RECORD:</b>	<b>OVERALL</b>	<b>HOME</b>	<b>AWAY</b>	<b>NEUTRAL</b>
ALL GAMES	4-1	3-1	1-0	0-0
CONFERENCE	4-0	3-0	1-0	0-0
NON-CONFERENCE	0-1	0-1	0-0	0-0

##	Player	gp-gs	min	avg	Total		3-Point		F-Throw		Rebounds				pf	dq	a	to	blk	stl	pts	avg		
					fg-fga	fg%	3fg-fga	3fg%	ft-fa	ft%	off	def	tot	avg										
22	WILSON, A'ja	5-5	140	28.0	28-50	.560	0-0	.000	32-37	.865	14	27	41	8.2	12	0	7	14	13	5	88	17.6		
25	MITCHELL, Tiffany	5-5	148	29.6	24-57	.421	9-23	.391	14-14	1.000	4	12	16	3.2	9	0	10	13	2	8	71	14.2		
41	COATES, Alaina	5-5	154	30.8	29-45	.644	0-0	.000	10-25	.400	12	45	57	11.4	12	0	13	10	5	8	68	13.6		
05	SESSIONS, Khadijah	5-5	140	28.0	9-25	.360	3-9	.333	12-20	.600	1	8	9	1.8	8	0	15	7	1	7	33	6.6		
24	IMOVBIQH, Sarah	5-0	58	11.6	13-18	.722	0-0	.000	2-6	.333	16	9	25	5.0	8	0	3	0	0	28	5.6			
04	CLINEY, Doniyah	5-1	77	15.4	8-17	.471	2-5	.400	7-11	.636	3	4	7	1.4	8	0	6	11	0	3	25	5.0		
23	ROY, Tina	5-2	116	23.2	7-34	.206	6-30	.200	3-4	.750	1	5	6	1.2	1	0	15	6	0	7	23	4.6		
01	CUEVAS, Bianca	5-0	79	15.8	6-24	.250	1-5	.200	3-4	.750	1	3	4	0.8	5	0	7	6	2	1	16	3.2		
40	WHITE, Jatarie	5-0	46	9.2	4-8	.500	0-0	.000	6-10	.600	3	8	11	2.2	9	0	2	4	1	2	14	2.8		
31	DOZIER, Asia	2-2	42	21.0	1-3	.333	1-3	.333	0-0	.000	0	1	1	0.5	4	0	6	4	0	1	3	1.5		
Team											9	11	20											
Total.....		5	1000		129-281	.459	22-75	.293	89-131	.679	64	133	197	39.4	76	0	81	81	24	42	369	73.8		
Opponents.....		5	1000		132-311	.424	22-77	.286	44-66	.667	52	103	155	31.0	118	4	70	75	19	40	330	66.0		



**2015-16 South Carolina Basketball**  
**South Carolina Combined Team Statistics (as of Feb 11, 2016)**  
**Last 3**



<b>RECORD:</b>	<b>OVERALL</b>	<b>HOME</b>	<b>AWAY</b>	<b>NEUTRAL</b>
ALL GAMES	2-1	2-1	0-0	0-0
CONFERENCE	2-0	2-0	0-0	0-0
NON-CONFERENCE	0-1	0-1	0-0	0-0

##	Player	gp-gs	min	avg	Total		3-Point		F-Throw		Rebounds				pf	dq	a	to	blk	stl	pts	avg		
					fg-fga	fg%	3fg-fga	3fg%	ft-fa	ft%	off	def	tot	avg										
22	WILSON, A'ja	3-3	75	25.0	13-21	.619	0-0	.000	18-22	.818	6	16	22	7.3	9	0	4	8	8	3	44	14.7		
41	COATES, Alaina	3-3	93	31.0	18-28	.643	0-0	.000	7-16	.438	5	28	33	11.0	10	0	5	8	4	6	43	14.3		
25	MITCHELL, Tiffany	3-3	84	28.0	11-29	.379	5-11	.455	9-9	1.000	0	8	8	2.7	3	0	4	8	1	4	36	12.0		
04	CLINEY, Doniyah	3-1	65	21.7	7-12	.583	2-4	.500	5-7	.714	1	3	4	1.3	5	0	5	10	0	3	21	7.0		
24	IMOVBIQH, Sarah	3-0	40	13.3	10-13	.769	0-0	.000	1-3	.333	8	7	15	5.0	6	0	0	1	0	0	21	7.0		
05	SESSIONS, Khadijah	3-3	76	25.3	5-13	.385	2-5	.400	7-11	.636	0	5	5	1.7	5	0	7	5	0	3	19	6.3		
23	ROY, Tina	3-2	78	26.0	4-22	.182	3-18	.167	2-2	1.000	1	4	5	1.7	1	0	10	3	0	3	13	4.3		
40	WHITE, Jatarie	3-0	31	10.3	3-5	.600	0-0	.000	5-8	.625	2	7	9	3.0	7	0	2	4	1	1	11	3.7		
01	CUEVAS, Bianca	3-0	58	19.3	3-17	.176	1-3	.333	3-4	.750	1	3	4	1.3	3	0	6	4	2	1	10	3.3		
Team											4	9	13											
Total.....		3	600		74-160	.463	13-41	.317	57-82	.695	28	90	118	39.3	49	0	43	54	16	24	218	72.7		
Opponents.....		3	600		79-195	.405	16-46	.348	31-47	.660	32	65	97	32.3	76	3	40	44	10	26	205	68.3		

## TEAM STATISTICS

SC

OPP

Date

Opponent

Score

Diff





**2015-16 South Carolina Basketball**  
**South Carolina Combined Team Statistics (as of Feb 11, 2016)**  
**vs. Ranked**



RECORD:	OVERALL	HOME	AWAY	NEUTRAL
ALL GAMES	10-1	6-1	3-0	1-0
CONFERENCE	7-0	4-0	3-0	0-0
NON-CONFERENCE	3-1	2-1	0-0	1-0

##	Player	gp-gs	min	avg	Total		3-Point		F-Throw		Rebounds				pf	dq	a	to	blk	stl	pts	avg		
					fg-fga	fg%	3fg-fga	3fg%	ft-fga	ft%	off	def	tot	avg										
22	WILSON, A'ja	11-11	318	28.9	76-142	.535	0-0	.000	54-71	.761	35	76	111	10.1	27	0	13	30	44	10	206	18.7		
25	MITCHELL, Tiffany	11-11	364	33.1	49-131	.374	13-51	.255	45-52	.865	9	21	30	2.7	25	0	20	38	3	21	156	14.2		
41	COATES, Alaina	11-10	325	29.5	49-75	.653	0-0	.000	29-54	.537	23	92	115	10.5	28	0	17	19	11	16	127	11.5		
05	SESSIONS, Khadijah	11-11	333	30.3	27-62	.435	5-16	.313	28-45	.622	6	19	25	2.3	27	1	21	18	1	22	87	7.9		
01	CUEVAS, Bianca	11-0	158	14.4	17-60	.283	2-10	.200	16-25	.640	2	11	13	1.2	11	0	14	14	2	9	52	4.7		
23	ROY, Tina	11-5	248	22.5	16-66	.242	14-53	.264	3-7	.429	2	16	18	1.6	7	0	26	16	1	6	49	4.5		
04	CLINEY, Doniyah	7-1	93	13.3	9-19	.474	2-4	.500	7-12	.583	2	3	5	0.7	11	0	5	11	0	4	27	3.9		
24	IMOVBIQH, Sarah	11-1	118	10.7	16-25	.640	0-0	.000	2-9	.222	22	27	49	4.5	22	0	2	10	2	0	34	3.1		
40	WHITE, Jatarie	11-0	117	10.6	7-19	.368	0-1	.000	12-17	.706	10	18	28	2.5	19	0	5	12	3	4	26	2.4		
31	DOZIER, Asia	8-5	107	13.4	3-13	.231	0-4	.000	4-4	1.000	2	8	10	1.3	8	0	8	12	0	2	10	1.3		
00	COLLEY, Shay	2-0	16	8.0	0-2	.000	0-1	.000	0-0	.000	0	1	1	0.5	4	0	0	2	0	0	0	0.0		
03	DUCKETT, Kaydra	1-0	3	3.0	0-1	.000	0-0	.000	0-0	.000	0	0	0	0.0	1	0	0	0	0	0	0	0.0		
Team											18	21	39											
Total.....		11	2200	269-615		.437	36-140	.257	200-296	.676	131	313	444	40.4	190	1	131	186	67	94	774	70.4		
Opponents.....		11	2200	257-706		.364	53-161	.329	123-164	.750	149	249	398	36.2	260	10	117	174	46	88	690	62.7		

**TEAM STATISTICS**

	SC	OPP
SCORING	774	690
Points per game	70.4	62.7
Scoring margin	+7.6	-
FIELD GOALS-ATT	269-615	257-706
Field goal pct	.437	.364
3 POINT FG-ATT	36-140	53-161
3-point FG pct	.257	.329
3-pt FG made per game	3.3	4.8
FREE THROWS-ATT	200-296	123-164
Free throw pct	.676	.750
F-Throws made per game	18.2	11.2
REBOUNDS	444	398
Rebounds per game	40.4	36.2
Rebounding margin	+4.2	-
ASSISTS	131	117
Assists per game	11.9	10.6
TURNOVERS	186	174
Turnovers per game	16.9	15.8
Turnover margin	-1.1	-
Assist/turnover ratio	0.7	0.7
STEALS	94	88
Steals per game	8.5	8.0
BLOCKS	67	46
Blocks per game	6.1	4.2
ATTENDANCE	110923	26684
Home games-Avg/Game	7-15846	3-8221
Neutral site-Avg/Game	-	1-2020

Date	Opponent		Score	Att.
11/13/15	#6/10 OHIO STATE	w	88-80	16815
@ 11/27/15	vs #16/18 Arizona State	w	60-58	2020
12/06/15	#14/13 DUKE	w	66-55	16429
* 01/10/16	#20/- MISSOURI	w	83-58	15934
* 01/14/16	at #9/9 Kentucky	w	73-62	5527
* 01/17/16	#15/11 TEXAS A&M	w	59-58	15406
* 01/24/16	at #10/10 Mississippi State	w	57-51	10626
* 01/31/16	at #10/10 Texas A&M	w	70-63	8511
* 02/04/16	#18/18 KENTUCKY	w	78-68	15015
02/08/16	#1/1 UCONN	L	54-66	18000
* 02/11/16	#16/19 FLORIDA	w	86-71	13324

\* = Conference game

@ = Rainbow Wahine Showdown (Honolulu, Hawaii)

&lt; = Carolinas Challenge (Myrtle Beach, S.C.)

Score by Periods	1st	2nd	3rd	4th	Totals
South Carolina	165	179	187	243	774
Opponents	159	170	172	189	690



**2015-16 South Carolina Basketball**  
**South Carolina Combined Team Statistics (as of Feb 11, 2016)**  
**Conference games**



<b>RECORD:</b>	<b>OVERALL</b>	<b>HOME</b>	<b>AWAY</b>	<b>NEUTRAL</b>
ALL GAMES	11-0	6-0	5-0	0-0
CONFERENCE	11-0	6-0	5-0	0-0
NON-CONFERENCE	0-0	0-0	0-0	0-0

##	Player	gp-gs	min	avg	Total		3-Point		F-Throw		Rebounds			pf	dq	a	to	blk	stl	pts	avg			
					fg-fga	fg%	3fg-fga	3fg%	ft-fa	ft%	off	def	tot											
25	MITCHELL, Tiffany	11-11	332	30.2	56-132	.424	17-54	.315	44-53	.830	9	18	27	2.5	21	0	32	31	1	21	173	15.7		
22	WILSON, A'ja	11-11	306	27.8	63-120	.525	0-0	.000	47-65	.723	31	69	100	9.1	27	0	17	24	37	7	173	15.7		
41	COATES, Alaina	11-11	327	29.7	55-75	.733	0-0	.000	28-52	.538	27	96	123	11.2	25	0	23	16	9	13	138	12.5		
23	ROY, Tina	11-2	257	23.4	31-84	.369	29-74	.392	4-9	.444	1	13	14	1.3	4	0	28	13	0	10	95	8.6		
05	SESSIONS, Khadijah	11-11	313	28.5	27-51	.529	9-20	.450	23-35	.657	6	19	25	2.3	25	1	25	17	2	21	86	7.8		
01	CUEVAS, Bianca	11-0	171	15.5	16-55	.291	3-17	.176	11-16	.688	2	8	10	0.9	12	0	18	18	0	11	46	4.2		
04	CLINEY, Doniyah	9-1	101	11.2	11-25	.440	2-5	.400	8-14	.571	4	6	10	1.1	16	0	8	12	0	4	32	3.6		
40	WHITE, Jatarie	11-0	132	12.0	10-24	.417	0-2	.000	13-22	.591	11	17	28	2.5	17	0	2	9	3	4	33	3.0		
24	IMOVBIQH, Sarah	11-0	118	10.7	14-26	.538	0-0	.000	2-11	.182	26	17	43	3.9	20	0	2	11	2	1	30	2.7		
31	DOZIER, Asia	8-8	133	16.6	3-19	.158	2-13	.154	3-4	.750	2	8	10	1.3	9	0	16	11	0	2	11	1.4		
03	DUCKETT, Kaydra	1-0	7	7.0	0-0	.000	0-0	.000	0-0	.000	0	2	2	2.0	2	0	0	2	0	1	0	0.0		
44	FARMER, India	1-0	3	3.0	0-0	.000	0-0	.000	0-0	.000	0	1	1	1.0	0	0	0	0	0	0	0	0.0		
Team											16	21	37											
Total.....		11	2200		286-611	.468	62-185	.335	183-281	.651	135	295	430	39.1	178	1	171	165	54	95	817	74.3		
Opponents.....		11	2200		245-665	.368	43-170	.253	111-151	.735	131	228	359	32.6	252	10	130	167	29	72	644	58.5		

<b>TEAM STATISTICS</b>	<b>SC</b>	<b>OPP</b>	<b>Date</b>	<b>Opponent</b>	<b>Score</b>	<b>Att.</b>
SCORING	817	644	* 01/03/16	ARKANSAS	w 85-32	13407
Points per game	74.3	58.5	* 01/07/16	at Vanderbilt	w 71-61	2547
Scoring margin	+15.7	-	* 01/10/16	#20/- MISSOURI	w 83-58	15934
FIELD GOALS-ATT	286-611	245-665	* 01/14/16	at #9/9 Kentucky	w 73-62	5527
Field goal pct	.468	.368	* 01/17/16	#15/11 TEXAS A&M	w 59-58	15406
3 POINT FG-ATT	62-185	43-170	* 01/21/16	at Auburn	w 74-58	2419
3-point FG pct	.335	.253	* 01/24/16	at #10/10 Mississippi State	w 57-51	10626
3-pt FG made per game	5.6	3.9	* 01/28/16	OLE MISS	w 81-62	14313
FREE THROWS-ATT	183-281	111-151	* 01/31/16	at #10/10 Texas A&M	w 70-63	8511
Free throw pct	.651	.735	* 02/04/16	#18/18 KENTUCKY	w 78-68	15015
F-Throws made per game	16.6	10.1	* 02/11/16	#16/19 FLORIDA	w 86-71	13324
REBOUNDS	430	359				
Rebounds per game	39.1	32.6				
Rebounding margin	+6.5	-				
ASSISTS	171	130				
Assists per game	15.5	11.8				
TURNOVERS	165	167				
Turnovers per game	15.0	15.2				
Turnover margin	+0.2	-				
Assist/turnover ratio	1.0	0.8				
STEALS	95	72				
Steals per game	8.6	6.5				
BLOCKS	54	29				
Blocks per game	4.9	2.6				
ATTENDANCE	87399	29630				
Home games-Avg/Game	6-14566	5-5926				
Neutral site-Avg/Game	-	0-0				

\* = Conference game  
 @ = Rainbow Wahine Showdown (Honolulu, Hawaii)  
 < = Carolinas Challenge (Myrtle Beach, S.C.)

<b>Score by Periods</b>	<b>1st</b>	<b>2nd</b>	<b>3rd</b>	<b>4th</b>	<b>Totals</b>
South Carolina	160	202	219	236	817
Opponents	130	153	166	195	644



**2015-16 South Carolina Basketball**  
**South Carolina Combined Team Statistics (as of Feb 11, 2016)**  
**All games**



RECORD:	OVERALL	HOME	AWAY	NEUTRAL
ALL GAMES	23-1	12-1	8-0	3-0
CONFERENCE	11-0	6-0	5-0	0-0
NON-CONFERENCE	12-1	6-1	3-0	3-0

##	Player	gp-gs	min	avg	Total		3-Point		F-Throw		Rebounds			pf	dq	a	to	blk	stl	pts	avg			
					fg-fga	fg%	3fg-fga	3fg%	ft-fga	ft%	off	def	tot											
22	WILSON, A'ja	22-22	583	26.5	140-260	.538	0-0	.000	80-113	.708	63	135	198	9.0	53	1	30	43	69	16	360	16.4		
25	MITCHELL, Tiffany	24-24	726	30.3	113-273	.414	41-118	.347	88-106	.830	25	46	71	3.0	42	0	58	64	5	41	355	14.8		
41	COATES, Alaina	24-23	639	26.6	122-179	.682	0-0	.000	55-104	.529	65	175	240	10.0	57	0	27	39	34	26	299	12.5		
05	SESSIONS, Khadijah	24-24	624	26.0	50-104	.481	12-33	.364	42-65	.646	15	44	59	2.5	54	1	61	35	2	45	154	6.4		
01	CUEVAS, Bianca	24-0	405	16.9	53-151	.351	9-47	.191	38-53	.717	5	31	36	1.5	25	0	38	39	2	26	153	6.4		
23	ROY, Tina	24-12	503	21.0	50-153	.327	47-132	.356	4-9	.444	4	31	35	1.5	10	0	59	24	1	13	151	6.3		
24	IMOVBIQH, Sarah	24-3	330	13.8	47-74	.635	0-0	.000	22-49	.449	62	63	125	5.2	37	0	5	19	3	7	116	4.8		
04	CLINEY, Doniyah	10-1	121	12.1	12-28	.429	3-7	.429	9-16	.563	4	6	10	1.0	18	0	9	13	0	4	36	3.6		
40	WHITE, Jatarie	24-0	327	13.6	27-73	.370	0-3	.000	27-43	.628	23	56	79	3.3	45	0	12	18	11	6	81	3.4		
31	DOZIER, Asia	20-11	329	16.5	21-62	.339	11-40	.275	10-12	.833	4	18	22	1.1	16	0	40	23	0	7	63	3.2		
00	COLLEY, Shay	11-0	142	12.9	11-31	.355	3-12	.250	5-8	.625	8	12	20	1.8	18	0	13	16	1	7	30	2.7		
03	DUCKETT, Kaydra	8-0	55	6.9	4-9	.444	1-3	.333	0-0	.000	1	7	8	1.0	8	0	5	4	1	3	9	1.1		
44	FARMER, India	4-0	16	4.0	0-4	.000	0-3	.000	0-0	.000	1	3	4	1.0	2	0	0	0	2	0	0	0.0		
Team											38	46	84											
Total.....		24	4800	650-1401		.464	127-398	.319	380-578	.657	318	673	991	41.3	385	2	357	345	131	201	1807	75.3		
Opponents.....		24	4800	511-1445		.354	109-379	.288	249-358	.696	290	501	791	33.0	530	18	261	365	74	166	1380	57.5		

TEAM STATISTICS	SC	OPP	Date	Opponent	Score	Att.
SCORING	1807	1380	11/13/15	#6/10 OHIO STATE	w 88-80	16815
Points per game	75.3	57.5	11/15/15	UNCG	w 92-44	13607
Scoring margin	+17.8	-	11/18/15	at Clemson	w 67-41	1030
FIELD GOALS-ATT	650-1401	511-1445	11/22/15	at UCLA	w 68-65	2018
Field goal pct	.464	.354	@ 11/27/15	vs #16/18 Arizona State	w 60-58	2020
3 POINT FG-ATT	127-398	109-379	@ 11/28/15	vs CSU Bakersfield	w 90-71	2152
3-point FG pct	.319	.288	@ 11/29/15	at Hawaii	w 67-51	2073
3-pt FG made per game	5.3	4.5	12/06/15	#14/13 DUKE	w 66-55	16429
FREE THROWS-ATT	380-578	249-358	12/13/15	WINTHROP	w 86-37	13409
Free throw pct	.657	.696	12/16/15	HAMPTON	w 86-48	12117
F-Throws made per game	15.8	10.4	< 12/20/15	vs East Carolina	w 88-57	0
REBOUNDS	991	791	12/22/15	ELON	w 78-63	13670
Rebounds per game	41.3	33.0	* 01/03/16	ARKANSAS	w 85-32	13407
Rebounding margin	+8.3	-	* 01/07/16	at Vanderbilt	w 71-61	2547
ASSISTS	357	261	* 01/10/16	#20/- MISSOURI	w 83-58	15934
Assists per game	14.9	10.9	* 01/14/16	at #9/9 Kentucky	w 73-62	5527
TURNOVERS	345	365	* 01/17/16	#15/11 TEXAS A&M	w 59-58	15406
Turnovers per game	14.4	15.2	* 01/21/16	at Auburn	w 74-58	2419
Turnover margin	+0.8	-	* 01/24/16	at #10/10 Mississippi State	w 57-51	10626
Assist/turnover ratio	1.0	0.7	* 01/28/16	OLE MISS	w 81-62	14313
STEALS	201	166	* 01/31/16	at #10/10 Texas A&M	w 70-63	8511
Steals per game	8.4	6.9	* 02/04/16	#18/18 KENTUCKY	w 78-68	15015
BLOCKS	131	74	02/08/16	#1/1 UCONN	L 54-66	18000
Blocks per game	5.5	3.1	* 02/11/16	#16/19 FLORIDA	w 86-71	13324
ATTENDANCE	191446	38923				
Home games-Avg/Game	13-14727	8-4344				
Neutral site-Avg/Game	-	3-1391				

\* = Conference game  
 @ = Rainbow Wahine Showdown (Honolulu, Hawaii)  
 < = Carolinas Challenge (Myrtle Beach, S.C.)

Score by Periods	1st	2nd	3rd	4th	Totals
South Carolina	405	433	480	489	1807
Opponents	322	325	364	369	1380