



2012 SOUTH CAROLINA GAMECOCK SOFTBALL

Contact: Koby Padgett ♦ **Office:** (803) 777-8017 ♦ **Cell:** (803) 386-8345 ♦ **Fax:** (803) 777-2967 ♦ **E-mail:** kpadgett@sc.edu
Web: GamecocksOnline.com ♦ **Address:** Williams Brice Stadium, 1125 George Rogers Blvd., Columbia, SC 29208

2012 Schedule/Results (23-26, 3-19 SEC)

Date	Opponent	W	L	Score/Time
2/10	Tennessee State#		L	2-4
2/11	Western Kentucky#	W		5-4 (8)
2/11	Winthrop#	W		8-1
2/12	Cleveland State#	W		7-4
2/17	vs. Providence%	W		11-3 (5)
2/18	vs. Illinois-Chicago%	W		5-0
2/18	at Florida International%	L		1-3
2/19	vs. Jacksonville%	L		6-7
2/19	vs. Villanova%	W		15-3 (5)
2/22	Winthrop	W		9-1 (5)
2/24	Elon&			Canceled
2/25	Appalachian State&	W		7-4
2/25	Presbyterian&	W		8-1
2/26	George Washington&	W		4-2
2/28	Charleston Southern	L		0-2
2/28	Charleston Southern	W		11-2 (5)
2/29	at Charlotte	W		13-7
3/2	vs. Portland State^	W		2-1
3/2	vs. Maine^	W		13-4 (5)
3/3	at UC Riverside^	W		9-4
3/4	vs. UC Davis^	W		3-2
3/7	at Coastal Carolina	L		1-2
3/7	at Coastal Carolina	L		2-5
3/9	Arkansas*	L		4-5 (8)
3/10	Arkansas*	W		7-2
3/11	Arkansas*	W		8-7
3/13	Mississippi State*	L		6-10
3/13	Mississippi State*	L		0-9 (5)
3/14	Charlotte	W		6-5
3/16	at No. 4/4 Florida*	L		1-9 (5)
3/17	at No. 4/4 Florida* (SUN)	L		0-1
3/18	at No. 4/4 Florida*	L		3-7
3/21	at No. 24/25 North Carolina	L		0-8 (5)
3/23	LSU*	L		0-5
3/24	LSU*	L		0-5
3/25	LSU*	L		0-9 (6)
3/28	at Winthrop	W		12-2 (5)
3/31	Longwood	W		7-2
3/31	Longwood	W		12-5
4/6	at Kentucky*	W		9-1 (5)
4/7	at Kentucky*	L		0-7
4/8	at Kentucky*	L		5-10
4/11	at No. 11/11 Georgia*	L		3-4
4/11	at No. 11/11 Georgia*	L		3-8
4/13	at No. 2/2 Alabama*	L		1-9 (5)
4/14	at No. 2/2 Alabama*	L		5-7
4/15	at No. 2/2 Alabama*	L		4-19 (5)
4/20	No. 8/7 Tennessee*	L		0-8 (5)
4/21	No. 8/7 Tennessee*	L		2-4
4/22	No. 8/7 Tennessee*	L		3-6
4/27	Auburn*			7 PM
4/28	Auburn*			7 PM
4/29	Auburn*			1 PM
5/4	at Mississippi*			7 PM
5/5	at Mississippi*			3 PM
5/6	at Mississippi*			2 PM (SPSO)

Bold indicates home game All times Eastern
 SUN - Sun Sports SPSO - SportSouth
 * - Southeastern Conference Game
 # - Palmetto Classic (Beckham Field)
 % - Blue & Gold Feisberg Memorial (Miami, Fla.)
 & - Gamecock Invitational (Beckham Field)
 ^ - Highlander Classic (Riverside, Calif.)

Upcoming Opponents

 Auburn (28-19, 7-15 SEC) Fri-Sun., April 27-29 <i>Beckham Field</i> Series History AU leads 23-21 Trend AU won last six Last Series AU swept (3/18-20/11)	 Mississippi (17-29, 4-18 SEC) Fri-Sun., May 4-6 <i>Oxford, Miss.</i> Series History SC leads 24-13 Trend SC won last three Last Series SC swept (3/11-13/11)
---	---

Inside

- ✓ South Carolina's roster and breakdown (p. 2)
- ✓ Gamecocks closes Beckham Field vs. Auburn (p. 3)
- ✓ Postseason paths for Gamecocks (p. 3)
- ✓ New team HR record continues to grow (p.3)
- ✓ Other single-season marks in reach (p. 3)
- ✓ SC errorless in SEC 3-game series for 1st time (p. 3)
- ✓ Two predictors for SC: HR and leadoff OBP (p. 4)
- ✓ Trio of seniors specializing in 2B, 3B and HR (p. 4)
- ✓ Hawkins' power evident (p. 5)
- ✓ A close game turnaround would help (p. 5)
- ✓ Gamecocks in the SEC stats (p. 5 sidebar)
- ✓ Gamecocks not intimidated by lefties (p. 6)
- ✓ Scouting Tennessee, history and last series recap (p. 7)
- ✓ Offensive improvement continues in 2012 (p. 7)
- ✓ Gamecocks in the NCAA stat rankings (p. 7 sidebar)
- ✓ SC updates to career charts (p. 8 sidebar)
- ✓ SC lineup by position & batting order (pp. 9-10)
- ✓ Gamecocks in SC's single-season top 10 (pp. 9-10)
- ✓ SC player updates (pp. 11-16)
- ✓ Box score QR links (pp. 17-18)

South Carolina Pitching Staff

No.	Name	Ht.	Class	ERA	W-L	App-GS	Sv	IP	BB	So	Avg.	Notes
80	Audrey Broyles	5-10	R-Jr.	3.93	7-9	18-16	0	87.1	48	46	.259	Posted 2 W's at UCR
33	Katelynn Howser	5-8	Fr.	4.03	8-8	32-15	3	114.2	83	78	.265	10 Ks, 8 BB in W vs. Pres.
9	Kristen Struett	5-7	Fr.	7.11	2-1	7-2	0	20.2	22	3	.313	1st career CG, W at Winthrop
21	Kierstyn White	5-10	Sr.	5.47	6-8	27-16	0	80.2	56	22	.299	1st SHO vs. Illinois-Chicago

Projected Starting Position Players

Pos.	Name	B/T	Ht.	Class	Avg/OBP/SLG	Notes
C	Shelby Gonzales	R/R	5-8	Jr.	.225/.380/.363	Picked off three runners, collected nine CS
1B	Molly Brossart	R/R	5-7	Sr.	.205/.302/.289	2-for-3 with 2 R, 2 RBI vs. Villanova
1B/C	Olivia Lawrence	L/R	5-6	Fr.	.157/.259/.255	Hit first career homer in game two at Coastal
2B	Dana Hathorn	R/R	5-6	So.	.296/.344/.375	Game-tying two-RBI single in 7th at Georgia
3B	Evan Childs	R/R	5-10	Sr.	.299/.388/.591	Tied for sixth on SC's career HR list
SS	Samie Garcia	L/R	5-6	Jr.	.381/.446/.594	Had a team-best 21-game hitting streak
LF	Kaitlin Westfall	R/R	5-6	Sr.	.317/.418/.540	Tops in SEC with 17 doubles
CF	Lauren Lackey	L/R	5-6	Sr.	.413/.447/.503	Team's leading hitter and stolen-base threat
RF	Chelsea Hawkins	R/R	5-5	So.	.326/.372/.565	Tied for second on team with 29 RBI
DP	Kaela Jackson	R/R	5-6	R-Sr.	.222/.290/.381	4 2Bs, including bases-loaded one at UK (4/6)

Coaching Staff

Head Coach

Beverly Smith

Assistant Coaches

Janelle Breneman, Calvin Beamon

Volunteer Assistant

Chrissy Schoonmaker

Student Assistant

Ashley Chastain

Numerical Roster

No	Name	Pos.	B/T	Ht.	Class	EX	Hometown/Previous School
1	Molly Brossart	1B	R/R	5-8	Sr.	1L	Tucson, Ariz./Yavapai College
4	Lauren Lackey	OF	L/R	5-6	Sr.	3L	Lake Elsinore, Calif./Temescal Canyon
9	Kristen Struett	OF/P	R/R	5-7	Fr.	HS	Westminster, Calif./Marina
10	Chelsea Hawkins	OF	R/R	5-6	So.	1L	Piedmont, S.C./Wren
11	Evan Childs	IF	R/R	5-10	Sr.	3L	Conway, S.C./Conway
12	Samie Garcia	IF	L/R	5-6	Jr.	1L	Bell, Calif./Cerritos College
13	Kelley Dillon	IF	R/R	5-7	Sr.	1L	Hanahan, S.C./College of Charleston
14	Kylie Morin	IF	L/R	5-7	Sr.	1L	Salem, Ore./Yavapai College
15	Lacey Rother	C/1B	R/R	5-11	Fr.	HS	Long Beach, Calif./Lakewood
16	Sam Arbaugh	IF	R/R	5-1	Sr.	3L	Aiken, S.C./Aiken
17	Shelby Gonzales	C	R/R	5-8	Jr.	TR	Moses Lake, Wash./North Idaho College
18	Codee Yeske	IF	R/R	5-8	So.	TR	Lexington, S.C./Presbyterian
20	Kaitlin Westfall	OF	R/R	5-6	Sr.	3L	Macon, Ga./Mount de Sales Academy
21	Kierstyn White	P	R/R	5-10	Sr.	3L	Columbia, S.C./Irmo
22	Jackie Slawson	OF	L/R	5-8	Sr.	1L	Ladson, S.C./Spartanburg Methodist College
23	Julie Sarratt	P/1B	R/R	5-4	So.	1L	Gaffney, S.C./Gaffney
24	Dana Hathorn	IF	R/R	5-6	So.	1L	Orlando, Fla./Timber Creek
25	Olivia Lawrence	C/1B	L/R	5-6	Fr.	HS	Woodstown, N.J./Gloucester Catholic
30	Kaela Jackson	OF	R/R	5-6	R-Sr.	1L	Morristown, Tenn./Chattanooga State Community College
33	Katelynn Howser	P	R/R	5-8	Fr.	HS	Woodstock, Ga./Sequoyah
42	Hannah Milks	OF	R/R	5-5	Jr.	2L	Greenville, S.C./Wade Hampton
80	Audrey Broyles	P	R/R	5-10	R-Jr.	2L	Pembroke Pines, Fla./Pembroke Pines Charter

Alphabetical Roster

No	Name	Pos.	B/T	Ht.	Class	EX	Hometown/Previous School
16	Sam Arbaugh	IF	R/R	5-1	Sr.	3L	Aiken, S.C./Aiken
1	Molly Brossart	1B	R/R	5-8	Sr.	1L	Tucson, Ariz./Yavapai College
80	Audrey Broyles	P	R/R	5-10	R-Jr.	2L	Pembroke Pines, Fla./Pembroke Pines Charter
11	Evan Childs	IF	R/R	5-10	Sr.	3L	Conway, S.C./Conway
13	Kelley Dillon	IF	R/R	5-7	Sr.	1L	Hanahan, S.C./College of Charleston
12	Samie Garcia	IF	L/R	5-6	Jr.	1L	Bell, Calif./Cerritos College
17	Shelby Gonzales	C	R/R	5-8	Jr.	TR	Moses Lake, Wash./North Idaho College
24	Dana Hathorn	IF	R/R	5-6	So.	1L	Orlando, Fla./Timber Creek
10	Chelsea Hawkins	OF	R/R	5-6	So.	1L	Piedmont, S.C./Wren
33	Katelynn Howser	P	R/R	5-8	Fr.	HS	Woodstock, Ga./Sequoyah
30	Kaela Jackson	OF	R/R	5-6	R-Sr.	1L	Morristown, Tenn./Chattanooga State Community College
4	Lauren Lackey	OF	L/R	5-6	Sr.	3L	Lake Elsinore, Calif./Temescal Canyon
25	Olivia Lawrence	C/1B	L/R	5-6	Fr.	HS	Woodstown, N.J./Gloucester Catholic
42	Hannah Milks	OF	R/R	5-5	Jr.	2L	Greenville, S.C./Wade Hampton
14	Kylie Morin	IF	L/R	5-7	Sr.	1L	Salem, Ore./Yavapai College
15	Lacey Rother	C/1B	R/R	5-11	Fr.	HS	Long Beach, Calif./Lakewood
23	Julie Sarratt	P/1B	R/R	5-4	So.	1L	Gaffney, S.C./Gaffney
22	Jackie Slawson	OF	L/R	5-8	Sr.	1L	Ladson, S.C./Spartanburg Methodist College
9	Kristen Struett	OF/P	R/R	5-7	Fr.	HS	Westminster, Calif./Marina
20	Kaitlin Westfall	OF	R/R	5-6	Sr.	3L	Macon, Ga./Mount de Sales Academy
21	Kierstyn White	P	R/R	5-10	Sr.	3L	Columbia, S.C./Irmo
18	Codee Yeske	IF	R/R	5-8	So.	TR	Lexington, S.C./Presbyterian

Coaching Staff

Head Coach

Beverly Smith (North Carolina, 1995)

Assistant Coach

Janelle Breneman (Bloomsburg, 1994)

Assistant Coach

Calvin Beamon (UNLV, 2010)

Volunteer Ass't. Coach

Chrissy Schoonmaker (South Carolina, 2007)

Student Ass't. Coach

Ashley Chastain (South Carolina, 2011)

Roster by Class

Senior (10): Sam Arbaugh, Molly Brossart, Evan Childs, Kelley Dillon, Kayla Jackson, Lauren Lackey, Kylie Morin, Jackie Slawson, Kaitlin Westfall, Kierstyn White

Junior (4): Audrey Broyles, Samie Garcia, Shelby Gonzales, Hannah Milks

Sophomore (4): Dana Hathorn, Chelsea Hawkins, Julie Sarratt, Codee Yeske

Freshman (4): Katelynn Howser, Olivia Lawrence, Lacey Rother, Kristen Struett

Roster by Height

5-11 Lacey Rother
5-10 Audrey Broyles, Evan Childs, Kierstyn White
5-8 Molly Brossart, Shelby Gonzales, Katelynn Howser, Jackie Slawson, Codee Yeske
5-7 Kelley Dillon, Kylie Morin, Kristen Struett
5-6 Samie Garcia, Dana Hathorn, Chelsea Hawkins, Kaela Jackson, Lauren Lackey, Olivia Lawrence, Kaitlin Westfall
5-5 Hannah Milks
5-4 Julie Sarratt
5-1 Sam Arbaugh

Roster by State

South Carolina (9): Sam Arbaugh, Evan Childs, Kelley Dillon, Chelsea Hawkins, Hannah Milks, Julie Sarratt, Jackie Slawson, Kierstyn White, Codee Yeske

California (4): Samie Garcia, Lauren Lackey, Lacey Rother, Kristen Struett

Florida (2): Audrey Broyles, Dana Hathorn

Georgia (2): Katelynn Howser, Kaitlin Westfall

Arizona (1): Molly Brossart

New Jersey (1): Olivia Lawrence

Oregon (1): Kylie Morin

Tennessee (1): Kaela Jackson

Washington (1): Shelby Gonzales

Final Sendoff for 2012 Seniors, Beckham Field Set for Weekend Auburn Series

Closing out the 2012 home schedule with a bang, South Carolina (23-26, 3-19 SEC) hosts Auburn (28-19, 7-15 SEC) for a three-game series at Beckham Field. Friday's contest begins at 7 p.m. EDT, with Saturday's start time also set for 7 p.m. A special ceremony before Saturday's game will acknowledge the past of Gamecock Softball and feature a first pitch from longtime program supporter Mitzi Beckham. Sunday's Senior Day festivities are set to begin at 12:45 p.m., with first pitch following at their conclusion.

GamecocksOnline.com will have a live audio stream and Gametracker live stats, while updates will also be posted on the team's Twitter feed, @GamecockSoftbl.

Venerable Beckham Field Set for Farewell

Debuting in its current layout in 1997, Beckham Field has hosted every Gamecock home SEC game in history. Renamed in 1998 in honor of longtime supporters David and Mitzi Beckham, the Gamecocks are 235-141 (.625) since the name change and 262-142 (.649) since the dugouts and current grandstand were constructed prior to the 1997 season for what was previously known as Lady Gamecock Field.

The Gamecocks are playing their 30th season at the site off South Marion Street, nestled in between Weems Baskin Track and the former Sarge Frye Field site that now holds the Carolina Tennis Center, going 515-195-2 (.725) all-time. The site will host Gamecock Softball for the foreseeable future, as the new stadium will be constructed around the field that received new drainage and turf prior to this season.

Postseason Possibilities for South Carolina

The Gamecocks enter the final series with only two paths to postseason eligibility and a spot in the SEC Tournament in Tuscaloosa, Ala. Four in back of this weekend's foe Auburn, the Gamecocks will likely need five wins in six games over the Tigers and Ole Miss to move into the last tourney slot. The "easiest" way is to sweep Auburn and win one more in Mississippi than Auburn does at home against Mississippi State on the final weekend. If South Carolina takes two out of three from Auburn, the Gamecocks would need a sweep of the Rebels and have the Bulldogs sweep Auburn to get into postseason play.

Arkansas, who hosts Alabama, and Ole Miss, who plays at Tennessee, are also alive for the final spot in Tuscaloosa. The Razorbacks are two games behind Auburn and would drop any tiebreaker to both Auburn and South Carolina. The Rebels are three behind Auburn with six games to play and lose the tiebreaker to Auburn but hold the edge over Arkansas if they are tied.

Gamecocks Bring In Most Fans in a Decade vs. Tennessee

South Carolina fans posted one of the best attendances in history at Beckham Field on Sat., April 21. A total of 928 fans packed into the 700-seat facility, spilling onto the fence down the left-field line and also finding room to sit and watch from the berm behind that fence to watch the Gamecocks and Lady Volunteers play a very exciting contest, one that Tennessee claimed 4-2. It's the most fans since 1,038 came out to the 2003 season opener on Feb. 2 against North Carolina, a doubleheader the Gamecocks swept.

Helping fill the stands were participants in Active Gamecocks, a program started this academic year to promote physical education and fitness in the state. The spring portion of the program ran from March 20-April 3, with over 3,000 students participating in 44 schools. The students and teachers involved with the effort were invited to spring Gamecock events.

New Team Home Run Record at South Carolina

The 2012 South Carolina Gamecocks set a new program record in home runs on April 15 at Alabama, when sophomore Chelsea Hawkins blasted the 39th round-tripper of the year. Now at 40 for the team, that eclipses the 2003 team's 38 dingers in 61 games. Eleven different Gamecocks have hit the homers, including three that stand in the top 10 in the individual single-season stats: senior Evan Childs (11, T-1st), junior Samie Garcia (7, T-10th) and Hawkins (7, T-10th).

Other Team Single-Season Marks in Jeopardy

Two other team season records are in danger of falling as well. The Gamecocks also could post the highest on-base percentage and slugging percentage as a team in history. The group is currently .009 above the 1996 team's .367 on-base mark, while it's .043 higher than the 1994 team's slugging record. Six games remain for South Carolina, including three against a solid Auburn pitching staff that stands sixth in the SEC with a 2.02 team ERA.

Gamecocks With A First in 16th SEC Season

For the first time since the inception of Southeastern Conference softball in 1997, South Carolina did not post a defensive error in a three-game series. The format of most league series since 2001, the April 20-22 weekend against Tennessee marked the first time the Gamecocks played errorless softball in a weekend set. The previous two times the Gamecocks did that in a single-day doubleheader-only series in SEC play were also against Tennessee, in 2007 and a rain-shortened series in 2009. Remarkably, in all seven of those games, South Carolina came out on the wrong side.

Quick Facts

Location	Columbia, S.C.
Founded	1801
Enrollment.....	28,481
Colors	Garnet (PMS 202C) and Black
Nickname	Gamecocks
Affiliation	Southeastern (Eastern Division)
President.....	Dr. Harris Pastides
Athletic Director.....	Eric Hyman
Senior Associate AD/SWA	Judy Van Horn
Assistant AD (Sport Supervisor)	Raymond Harrison
Faculty Athletics Representative	Dr. Zach Kelehear
Home Field	Beckham Field
Capacity	700
Dimensions	L-200, C-220, R -200, Alleys-210
NCAA Tournament Appearances	15
NCAA Super Regional Appearances.....	1
NCAA College World Series Appearances.....	3
IAAW College World Series Appearances	5
SEC Championships.....	1
SEC Eastern Division Championships	4
SEC Tournament Championships	2
2011 Record.....	26-30
2011 Conference Record	6-22
2011 Conference Finish.....	5th East
Postseason.....	N/A
Letterwinners Returning/Lost.....	16/6
Position Starters Returning/Lost.....	8/2
Pitchers Returning/Lost	3/2
Newcomers	6

Media Information

Assistant AD/Media Relations.....	Steve Fink
Asst. Director/Softball Contact	Koby Padgett
Office Phone.....	(803) 777-8017
Email	kpadgett@sc.edu
Personal Phone	(803) 386-8345
Office FAX.....	(803) 777-2967
Department Website	GamecocksOnline.com
Dept. Facebook	facebook.com/GamecocksOnline
Team Facebook	facebook.com/GamecockSoftball
Dept. Twitter	Twitter.com/GamecocksOnline
Team Twitter	Twitter.com/GamecockSoftbl
Mailing Address.....	1125 George Rogers Blvd. Williams Brice Stadium Columbia, SC 29208

Pronunciation Guide

Molly BROSSART.....	BRAH-surt
Dana HATHORN	HATH-horn
Kylie MORIN	mo-RIN
Julie SARRATT	Sah-RAT
Chrissy SCHOONMAKER.....	SCHOON-make-er
CODEE YESKE	KO-dee YES-key

Gamecock Staff

Head Coach	Beverly Smith
Alma Mater.....	North Carolina, 1995
Overall/SC Record.....	49-56/Same
Assistant Coach	Janelle Breneman
Alma Mater.....	Bloomsburg, 1994
Assistant Coach	Calvin Beamon
Alma Mater.....	UNLV, 2010
Volunteer Assistant Coach	Chrissy Schoonmaker
Alma Mater	South Carolina, 2007
Student Assistant Coach	Ashley Chastain
Alma Mater.....	South Carolina, 2011
Managers	Taylor Barbalace, Robert Beary, Chelsea Guyton
Athletic Trainer	Caroline Crowley

National Rankings - April 24 (Week 11)*USA Today/NFCA*

Rk	Team	Record	Points	Pre.
1	California (29)	42-3	748	1
2	Florida (1)	41-5	702	3
3	Arizona State	39-5	690	4
4	Alabama	42-4	669	2
5	Oklahoma	38-7	629	6
6	Louisiana-Lafayette	41-2	583	7
7	Tennessee	40-9	557	8
7	Texas	37-7	557	5
9	Louisville	43-2	498	11
10	Missouri	34-10	470	10
11	Washington	36-11	431	9
12	Georgia	35-12	420	12
13	Arizona	31-12	403	13
14	Hawaii	37-5	363	14
15	UCLA	33-12	358	15
16	Oregon	31-11	291	18
17	USF	40-8	238	17
18	Texas A&M	31-14	230	19
19	Stanford	32-12	218	16
20	North Carolina	36-10	194	21
21	Florida State	42-11	154	22
22	Michigan	32-13	119	20
23	LSU	32-15	69	23
24	Texas Tech	37-13	67	24
25	Baylor	28-16	40	25

RV: Oregon State 25, Tulsa 15, Syracuse 11, one other received votes, but only appeared on one ballot.

ESPN.com/USA Softball

Rk	Team	Record	Points	Pre.
1.	California (18)	42-3	498	1
2.	Arizona State (2)	39-5	478	3
3.	Alabama	42-4	454	2
4.	Florida	41-5	442	4
5.	Oklahoma	38-7	419	5
6.	Tennessee	40-9	395	7
7.	Louisiana-Lafayette	41-2	378	8
8.	Texas	37-7	357	6
9.	Louisville	43-2	338	9
10.	Missouri	34-10	309	10
11.	Arizona	31-12	298	12
12.	Georgia	35-12	274	13
13.	Washington	36-11	244	11
14.	UCLA	33-12	239	15
15.	Oregon	32-11	236	14
16.	Texas A&M	31-14	197	16
17.	Hawaii	37-5	176	18
18.	USF	40-8	159	17
19.	North Carolina	36-10	130	21
20.	Florida State	42-11	105	22
21.	Stanford	32-16	85	19
22.	Michigan	32-13	74	20
23.	Oregon State	29-15	72	24
24.	Texas Tech	37-13	55	25
25.	LSU	32-15	42	23

RV: Syracuse 15; Fresno State 9; Tulsa 9; Baylor 7; Virginia Tech 3; Georgia Tech 2; UAB 1.

The Long Ball Proving to Be Bellweather Again for Gamecocks

The 2012 Gamecocks have tallied 40 homers on the year, the highest total in program history. And yet again, the homers point to good things for the team. South Carolina is 17-9 when sending at least one ball out, while it is 3-17 when going without a triple or homer. Last season, the Gamecocks went 17-6 in games in which they hit a homer while winning just three games when the team did not record at least one triple or one home run.

Starting Things Right Very Important for Gamecocks

The Gamecocks thrive when they reach base to start an inning. As a team, South Carolina gets on base at a .406 clip to begin a frame, and the team is 16-8 in games when the leadoff runner of an inning reaches three times or more in the game. When the Gamecocks start two or fewer innings with a base runner reaching, they are 7-18. Three of those seven wins came in games shortened by the mercy rule (Providence, Maine and Kentucky).

Childs Prefers to Trot . . .

Senior third baseman Evan Childs has tallied 11 homers on the year, tied for the most by a South Carolina player in a single season. With 17 in her career, she's tied for sixth on South Carolina's all-time list with three-time Academic All-American Ashley Smith. She's vying to be the first Gamecock since McKenna Hughes (2004-07) to lead the team in homers twice in her career. She also is vying for a spot on the top-10 single-season RBI charts, two away from tying for 10th there.

Two of Childs' homers came in the Gamecocks' series-clinching 8-7 victory over Arkansas on March 11, the second two-homer game of her career, tying the program's single-game record again. She also hit the second homer off Florida Gator pitching this season on March 18.

While Lackey Likes Stretching It to Three . . .

Senior outfielder Lauren Lackey has five triples on the year, tied for the SEC lead. Lackey is looking to be the first Gamecock since Ashton Payne in 2007-08 to lead the team in triples in consecutive seasons. She's tied for seventh on the Gamecocks' career triples chart with 10 with former standouts Joyce McMillin and two-time All-American Karen Sanchelli.

Lackey ranks second in the SEC with her .413 batting average and 59 hits, tied with teammate Samie Garcia in the latter, and she's also tied for third in the league with seven sacrifice bunts, leading the team in all. Keeping her batting average in the same range would place Lackey on South Carolina's single-season top-10 list. Lackey also leads the Gamecocks in on-base percentage (.447) and stolen bases (10, tied with Garcia).

Westfall A Double Machine in 2012

Senior leftfielder Kaitlin Westfall leads the SEC with 17 doubles this season, tying for third on South Carolina's single-season top-10 list and four more than her closest competition in the league. She also is vying for a listing in the single-season HBP records, as she is currently tied with Samie Garcia and Dana Hathorn for sixth with six this year. Five of Westfall's doubles came in the Blue & Gold Feisberg Memorial, as she posted two each in wins over Illinois-Chicago and Villanova.

Westfall has also contributed four round-trippers on the year, and they both came in pairs on a single day. On March 2, she hit one against both Portland State and Maine in the Highlander Classic at UC Riverside. On March 31, she had one in each end of the doubleheader versus Longwood, including a grand slam in game two that gave the Gamecocks a lead they never relinquished.

Garcia Still Strong Atop Lineup

Shortstop Samie Garcia ranks second on the team and fourth in the SEC with a .381 batting average, and she's tied for second in the league with her teammate Lauren Lackey with 59 hits. She's fourth in the SEC in total bases, sixth in runs and tied for 10th in triples. While Garcia is threatening to make the Gamecocks' single-season charts in many categories (found on pages 9-10 of the notes), including her seven homers, which tie her for 10th in a single season, she also ranks in the top 20 in many of South Carolina's all-time hitting categories, which can be found on page 8.

The Easter Sunday contest at Kentucky (4/8) was outstanding for the Bell, Calif., native, as she hit two homers and scored three times. The junior saw her 21-game hitting streak snapped in the first game versus Arkansas (3/9), the second-longest documented skein in Gamecock history. In front of family and a large crowd at the Highlander Classic, Garcia went 3-for-4 with the game-tying RBI double in the 3-2 comeback win over UC Davis. And during the Blue & Gold Feisberg Memorial, she led the team with nine RBI in the event. Her grand slam versus Providence helped propel South Carolina to the 9-1 (5) win.

Carolina in the Month of April

Since 1984, the Gamecocks are 356-217-1 (.621) in the fourth month of the year. In April SEC games, South Carolina is 102-124 (.451).

SEC Standings

Eastern Division

	SEC	Pct.	All	Pct.	H	A	N	Div	Top 25	Last 10	Streak
Florida	19-3	.864	42-6	.875	23-2	11-3	8-1	7-2	8-5	8-2	L1
Tennessee	19-6	.760	41-9	.820	19-4	13-3	9-2	7-4	8-6	10-0	W14
Georgia	13-9	.591	36-12	.750	25-6	7-5	4-1	5-5	8-7	5-5	W1
Kentucky	10-12	.455	24-26	.480	8-11	7-12	9-3	5-4	5-12	5-5	W1
South Carolina	3-19	.136	23-26	.469	13-11	4-14	6-1	1-10	0-12	0-10	L10

Western Division

	SEC	Pct.	All	Pct.	H	A	N	Div	Top 25	Last 10	Streak
Alabama	19-3	.864	43-4	.915	24-3	13-1	6-0	10-1	11-3	7-3	W3
LSU	14-8	.636	33-16	.673	23-5	7-8	3-3	10-4	4-13	4-6	W1
Mississippi State	11-14	.440	30-19	.612	14-11	12-4	4-4	5-7	2-12	9-1	W9
Auburn	7-15	.318	28-19	.596	16-8	6-8	6-3	5-5	4-12	2-8	L1
Arkansas	5-17	.227	24-22	.522	14-11	5-10	5-1	2-9	2-9	6-4	L1
Mississippi	4-18	.182	17-29	.370	6-14	3-14	8-1	4-10	2-15	1-9	L1

As of games played on April 25, 2012

Hawkins Providing Thump

Sophomore Chelsea Hawkins has provided a lot of power for the Gamecocks this season, currently standing in a tie for 10th on South Carolina's top-10 single-season charts with seven homers while adding 12 doubles. She's driven in 29 runs, tied for second on the team, and also stands third in slugging percentage (.565) and in batting average (.326).

Big RBI Games Already Surpassing Last Year

The Gamecocks have posted seven four-or-more-RBI games already in 2012, four more than what the team did in the whole of 2011. Sophomores Chelsea Hawkins (2/11) and Dana Hathorn (2/22) both drove home four in wins over Winthrop, while junior Samie Garcia had a grand slam in the win over Providence (2/17). Senior Evan Childs has two four-RBI games on the season, the last in the comeback triumph over Arkansas to clinch the series on March 11. Freshman Kristen Struett, in her first career start, hit a homer and drove in four in the win at Winthrop (3/28). And senior Kaitlin Westfall joined the act in game two against Longwood (3/31), launching her first career grand slam and adding another RBI for the first five-RBI day since Jill Semento's day on April 7, 2009 against Coastal Carolina.

Horseshoes, Hand Grenades, Etc.

In last year's 26-30 season, South Carolina went 7-11 in one-run games and 1-3 in extra-inning affairs. Turning half of those one-run losses into wins would move the Gamecocks a long way to their goal of NCAA Tournament eligibility. The Gamecocks stand at 1-1 in extra-inning games this season, getting a 5-4 victory in eight over Western Kentucky, and hold a 5-5 mark in one-run games.

Struett Stellar in First Week of Action

Freshman Kristen Struett bided her time until she made her debut. But she definitely knew how to make an impact once playing. She went 1-for-3 in pinch-hitting duty against LSU while tossing the final 2.1 innings in the Sunday contest. Struett shined against Winthrop and Longwood, earning SEC Freshman of the Week honors. She tossed a complete game in Rock Hill and hit her first career homer. She added hits in both ends of the twinbill versus the Lancers and another pitching win in game two.

Hathorn Leads Gamecocks to Walkoff Win vs. Charlotte

Sophomore second baseman Dana Hathorn stepped up with another big hit to lead the Gamecocks over Charlotte on March 14. She poked a single to left to score Kaitlin Westfall from third and give South Carolina its second comeback win in four days.

In the first game at No. 11/11 Georgia on April 11, Hathorn tied the game in the seventh with a two-out, two-RBI single, adding to her big-hit résumé.

Howser a Bullpen Ace in Early Going

Freshman Katelynn Howser has done some of her best work in 2012 out of the bullpen. In 17 relief appearances, seventh most in a year for a Gamecock, she's picked up three saves, which ranks ninth on South Carolina's single-season chart, and three of her eight wins while posting a 2.57 ERA in 46.1 innings. In her 15 starts, she's 5-8, tossing seven complete games and posting a 5.02 ERA in 68.1 innings.

SC in the SEC Stats (As games played of April 25)

All Games

HITTING CATEGORY	Stat	Rank
Batting Average	.298	4th
Slugging Percentage	.460	4th
On-Base Percentage	.376	6th
Runs Scored	243	5th
Hits	376	3rd
RBI	218	5th
Doubles	67	1st
Triples	9	T-4th
Home Runs	40	T-5th
Total Bases	581	4th
Walks	127	9th
Hit by Pitches	35	9th
Sacrifice Bunts	36	2nd
Sacrifice Flies	5	T-9th
Stolen Bases	52	8th
PITCHING CATEGORY	Stat	Rank
Earned Run Average	4.57	10th
Opposing Batting Average	.276	9th
Strikeouts	149	11th

FIELDING CATEGORY	Stat	Rank
Fielding Percentage	.958	10th
Chances	1291	10th
Fielding Double Plays	10	9th

SC Players in SEC Stats

HITTING CATEGORY	Stat	Rank
Batting Average		
Lauren Lackey	.413	2nd
Samie Garcia	.381	4th
Runs		
Samie Garcia	40	6th
Hits		
Samie Garcia	59	T-2nd
Lauren Lackey	59	T-2nd
Runs Batted In		
Evan Childs	38	10th
Doubles		
Kaitlin Westfall	17	1st
Chelsea Hawkins	12	4th
Dana Hathorn	10	T-6th
Triples		
Lauren Lackey	5	T-1st
Samie Garcia	2	T-10th
Home Runs		
Evan Childs	11	T-6th
Total Bases		
Samie Garcia	92	T-4th
Evan Childs	81	T-14th
Sacrifice Bunts		
Lauren Lackey	7	T-3rd
Hannah Milks	6	T-6th
Sacrifice Flies		
Evan Childs	2	T-10th
PITCHING CATEGORY	Stat	Rank
Saves		
Katelynn Howser	3	T-2nd
FIELDING CATEGORY	Stat	Rank
Runners Picked Off		
Shelby Gonzales	3	T-1st
Assists		
Evan Childs	81	13th

Hitting Streaks	Long '12	Current	Career Long
Samie Garcia	21	-	21
Lauren Lackey	14	2	14
Kaitlin Westfall	8	-	8
Evan Childs	6	4	7
Dana Hathorn	6	2	6
Chelsea Hawkins	5	1	5
Kristen Struett	5	1	5
Kaela Jackson	4	-	4
Shelby Gonzales	4	1	4
Hannah Milks	3	-	5
Molly Brossart	3	-	3
Lacey Rother	3	-	3
Olivia Lawrence	2	-	2
Codee Yeske	2	-	2
Jackie Slawson	1	-	3
Sam Arbaugh	1	1	1

Reached Base Streaks

Long '12	Current	Career Long	
Samie Garcia	21	-	21
Evan Childs	18	4	18
Lauren Lackey	14	2	14
Kaitlin Westfall	10	4	10
Dana Hathorn	7	2	9
Shelby Gonzales	7	1	7
Chelsea Hawkins	6	2	6
Molly Brossart	5	-	12
Kaela Jackson	5	-	5
Kristen Struett	5	2	5
Hannah Milks	4	-	14
Olivia Lawrence	4	1	4
Lacey Rother	3	-	3
Codee Yeske	2	-	2
Jackie Slawson	1	-	3
Sam Arbaugh	1	1	1

Pitches Seen Per Plate Appearance

PA	NP	Avg.	
Sam Arbaugh	5	17	3.40
Molly Brossart	101	367	3.63
Evan Childs	164	585	3.57
Samie Garcia	178	534	3.00
Shelby Gonzales	104	426	4.10
Dana Hathorn	163	560	3.44
Chelsea Hawkins	148	607	4.10
Kaela Jackson	71	278	3.92
Lauren Lackey	159	536	3.37
Olivia Lawrence	58	256	4.41
Hannah Milks	59	199	3.37
Kylie Morin	1	1	1.00
Lacey Rother	43	174	4.05
Jackie Slawson	4	19	4.75
Kristen Struett	19	58	3.05
Kaitlin Westfall	169	632	3.74
Codee Yeske	18	79	4.39

Pitches Thrown Per Plate Appearance

BF	NP	Avg.	
Audrey Broyles	407	1531	3.76
Katelynn Howser	547	2234	4.08
Kristen Struett	109	405	3.72
Kierstyn White	413	1376	3.33

Childs' Game-Ending Blast New Feeling for These Gamecocks

South Carolina senior Evan Childs ended the series finale against Arkansas on March 11 with a two-run home run, helping the team claim its first win of the season when trailing heading into the seventh inning. Childs' walk-off shot is the first for the Gamecocks since McKenna Hughes ended a nine-inning affair against Ole Miss in similar fashion in the second game of the doubleheader on May 5, 2007. It was Hughes' ninth round-tripper in her program-best 11-homer year, a mark Childs is one homer from tying.

Broyles Goes the Distance and More

Redshirt junior Audrey Broyles passed a personal milestone in her first start of 2012, tossing 117 pitches in the complete-game victory over Western Kentucky. That marked the first time since 2010 that Broyles had thrown that many pitches, when she threw 120 in the loss at Florida Atlantic. Broyles felt so strong that she tossed another 1.1 innings against Winthrop immediately following.

The Pembroke Pines, Fla., product leads the Gamecocks with a 3.93 ERA, tossing 87.1 innings this season. She made her first relief appearance of the year on March 11 and held Arkansas scoreless for the final 3.2 innings in the 8-7 comeback win. She pitched a strong seven innings versus Longwood (3/31), fanning seven without giving up a walk in the complete-game win. And when things get tough, she gets better, as the chart shows.

Broyles When Opp. Have	Avg.
Runners	.260
Runners & 2 Outs	.224
Runners in Scoring Position	.277
Runners in Scoring Position & 2 Outs	.174
Bases Loaded	.240

South Carolina Defense Downfall in Early Losses

A common strand ran through the first three Gamecock losses: defensive errors and unearned runs. South Carolina committed seven errors combined and allowed nine unearned runs. Only the Tennessee State game would have stayed tied without those runs; the rest would all favor the Gamecocks. Errors also haunted the Gamecocks in the first game against Mississippi State, as four unearned runs crossed in the 10-6 setback on March 13.

Last season, South Carolina went 21-19 when making one or no errors. That record fell to 5-7 in games with two errors. When the Gamecocks made three or more errors, they went 0-4. This season, the Gamecocks are 18-17 when making one or less errors but 5-9 when committing two or more.

Coaches Know a Bit about Winning

Last season was outside of the norm for the Gamecock coaching staff. Both head coach Beverly Smith and assistant coach Janelle Breneman came down from North Carolina, which was ranked in the top 25 in each of their last five seasons in Chapel Hill, while the Tar Heels made NCAA Tournament appearances eight times during Smith's tenure. Calvin Beamon also knows something about winning, claiming crowns at all three of his amateur stops. A high school state champion at Smoky Hill High School in Cherry Creek, Colo., Beamon won the NJCAA Division I title in 2003 at the College of Southern Nevada and the College World Series at Texas during 2005.

Early Season Schedule Provided Tests

While the first glance at South Carolina's pre-conference schedule may lead one to think that they should have all been easy games, closer examination says otherwise for a few of those games. Three of the contests came against defending conference champions and NCAA Tournament teams in Illinois-Chicago (Horizon), Jacksonville (Atlantic Sun) and Portland State (Pacific Coast Softball). The Gamecocks went 2-1 in those games, including shutting out the UIC Flames.

Hits Kept Coming vs. Charlotte

South Carolina posted 18 hits in the victory at Charlotte on Feb. 29. That mark is the best since March 5, 2005, when the Gamecocks had 20 in a 15-2 win over South Dakota State.

Seven Games of HR Equals 2009 Season Total

South Carolina combined to hit 13 homers in the seven-game stretch from Feb. 28-March 4. That total matches what the 2009 team did in 45 games and surpassed the outputs of both 2008 and 2010. In 43 games in 2012, South Carolina has hit 36 homers, two shy of the program record of 38 in 2003.

Gamecocks Not New in Seeing Southpaws in Circle

Unlike last year, the Gamecocks have seen lefty pitchers and had success off of them in 2012. Auburn's top two pitchers Angel Bunner and Jenee Loree both are southpaws who helped hold the Gamecocks to a .228 batting average and go 1-7 in games that featured a left-handed starting pitcher. This season, South Carolina is 4-3 against lefties, hitting .341 as a team against them.

Scouting the Auburn Tigers

Auburn brings a 28-19 record into the weekend set in Columbia, standing at eighth in the SEC standings with a 7-15 mark in league play. While pitching is the hallmark of the Tigers this season, they have been without sophomore Morgan Estell, who suffered an injury against Syracuse. The Tigers were 15-0 with Estell, Auburn's leading hitter and slugger last season, and have gone 13-19 since that time.

A three-person rotation, the Tigers' most successful starter is Angel Bunner. With an 11-4 record overall, Bunner holds a 2.25 ERA with 76 strikeouts and only 19 walks in 112 innings. Jenee Loree ranks second in ERA (1.99) and innings pitched (102), but she has struck out the most batters (109) and has the lowest opponents batting average (.167). Loree has walked a staff-most 35 batters. Lauren Schmalz holds the best ERA of the group at 1.76 and has fanned 101 batters while walking 28 in 99.1 innings of work. The trio has hit 39 batters on the year.

Lauren Guzman leads Auburn at the plate with a .357 batting average and .407 on-base percentage. She's stolen a team-best seven bases in nine tries. Brooke Lathan tops the Tigers in slugging with a .597 clip, posting nine doubles and eight homers on the year. Elizabeth Eisterhold has a team-high 11 home runs and 37 RBI, hitting .303. Caitlin Jordan holds the second-highest on-base percentage at .390 for Auburn and is tied with Lathan for second on the squad with eight homers. Of note, Caitlin Schultze has 10 errors on the season, playing mostly third, with eight coming in SEC play.

Series History Versus the Tigers

Auburn holds a slim 23-21 advantage in the all-time series but has won six straight and eight of the last nine in the series. In Columbia, the Gamecocks have the lead 11-7, with Auburn sweeping the set in 2010.

The Last Series vs. Auburn - March 18-20, 2011

Auburn swept South Carolina at Jane B. Moore Field in Auburn last season, including a walkoff 3-2 win in nine innings on Sunday afternoon.

After getting the tying run to second base in the fifth, South Carolina made two errors in the bottom of the inning to continue an Auburn rally and let the No. 23/24 Tigers end the game at 9-1 on Friday night. Morgan Estell went 3-for-3 with three RBI and two runs scored. Katie Colton had two runs scored and an RBI in her 2-for-3 night. And Caitlin Stangl scored twice without a hit. Samie Garcia, P.J. Fulmer and Hannah Milks collected the three Gamecock hits, while Garcia reached base twice more via hit-by-pitches.

A good showing by the Gamecock defense and pitcher Ashley Chastain went for naught, as Auburn claimed the series with a 3-0 win in Saturday's contest against South Carolina. The Tigers scored all they needed in the first when Kyndall White lined a single to right to score Lauren Guzman after she reached on a bunt hit. Auburn added two insurance runs in the sixth with two down, getting RBI singles from Kelley Smiley and Caitlin Stangl in the frame.

A strong battle by South Carolina forced extra innings before Auburn came through to take a 3-2 win in nine innings on Sunday afternoon. With one down in the ninth, Auburn third baseman Kyndall White sent the first pitch she saw in the frame over the wall in left to end the contest. Auburn initially took the lead in the sixth on an RBI single by Hilary Mavromat and a sacrifice fly to center by Morgan Estell. South Carolina came back to tie the game in the seventh. A leadoff double to left center by rightfielder Hannah Milks chased Auburn starter Angel Bunner, and second baseman Dana Hathorn connected with a 3-1 pitch for her fourth double of the year, plating Milks. Leftfielder Kaitlin Westfall sacrificed Hathorn to third, putting her 60 feet from scoring with one out. Auburn reliever Jenee Loree got a strikeout for the second out of the inning, but a wild pitch allowed Hathorn to tie the game at 2-2.

Offensive Improvement Continues in 2012

Beverly Smith's first season saw the Gamecocks improve their offensive statistics by huge margins from 2010. The improvement has continued in 2012, with this year's team holding a batting average 31 points better than last year (.298-.267), an on-base percentage 35 points improved (.376-.341) and a slugging percentage 78 points higher (.460-.382).

In 2011, the Garnet and Black tallied a batting average that was 51 points better than 2010 (.267-.216), an on-base percentage 54 points improved (.341-.287) and a slugging percentage 94 points better (.382-.288). From 2010 to 2011, the Gamecocks posted 89 more runs, 130 more hits, 14 more doubles, 10 more triples, 16 more homers, 36 more walks and 66 more stolen bases in '11. They also had 76 less strikeouts in 253 more at bats.

SC in the NCAA Stats (as of games played on April 23)		
Team Standings		
HITTING CATEGORY	Stat	Rank
Batting Average	.298	39th
Slugging Percentage	.460	30th
Scoring	4.96	54th
Doubles Per Game	1.35	40th
Triples Per Game	0.18	73rd
Home Runs Per Game	0.82	53rd
Stolen Bases Per Game	1.06	94th
PITCHING CATEGORY	Stat	Rank
Earned Run Average	4.57	232nd
FIELDING CATEGORY	Stat	Rank
Fielding Percentage	.957	148th
Double Plays Per Game	0.18	222nd
SC Players in NCAA Stats		
HITTING CATEGORY	Stat	Rank
Batting Average		
Lauren Lackey	.413	41st
Samie Garcia	.381	111th
Home Runs Per Game		
Evan Childs	0.22	97th
Chelsea Hawkins	0.15	282nd
Samie Garcia	0.14	296th
RBI Per Game		
Evan Childs	0.78	121st
Doubles Per Game		
Kaitlin Westfall	0.35	9th
Chelsea Hawkins	0.23	140th
Triples Per Game		
Lauren Lackey	0.10	14th
Slugging Percentage		
Samie Garcia	.594	184th
Evan Childs	.591	186th
Chelsea Hawkins	.558	278th
Triples		
Lauren Lackey	5	10th
PITCHING CATEGORY	Stat	Rank
Earned Run Average		
Katelynn Howser	4.03	293rd
Strikeouts per 7 IP		
Katelynn Howser	4.8	206th
Saves		
Katelynn Howser	3	27th

Record of Lineup by Position

12-12C-Gonzales	1B-Brossart	2B-Hathorn	3B-Childs	SS-Garcia	LF-Westfall	CF-Lackey	RF-Hawkins
6-2 C-Gonzales	1B-Brossart	2B-Hathorn	3B-Childs	SS-Garcia	LF-Westfall	CF-Lackey	RF-Milks
3-2 C-Lawrence	1B-Brossart	2B-Hathorn	3B-Childs	SS-Garcia	LF-Westfall	CF-Lackey	RF-Milks
1-4 C-Lawrence	1B-Brossart	2B-Hathorn	3B-Childs	SS-Garcia	LF-Westfall	CF-Lackey	RF-Hawkins
1-5 C-Gonzales	1B-Lawrence	2B-Hathorn	3B-Childs	SS-Garcia	LF-Westfall	CF-Lackey	RF-Hawkins
0-1 C-Rother	1B-Lawrence	2B-Hathorn	3B-Childs	SS-Garcia	LF-Westfall	CF-Lackey	RF-Hawkins

Current Gamecocks in South Carolina's Career Top 20 Lists

HITTING CATEGORY	Stat	Rank
Batting Average		
Samie Garcia	.354	3rd
Lauren Lackey	.308	11th
Dana Hathorn	.288	18th
Runs Per Game		
Samie Garcia	0.68	5th
Evan Childs	0.41	20th
Hits Per Game		
Samie Garcia	1.14	2nd
Dana Hathorn	0.87	15th
Lauren Lackey	0.82	19th
Doubles		
Kaitlin Westfall	32	15th
Doubles Per Game		
Kaitlin Westfall	0.18	8th
Triples		
Lauren Lackey	10	T-7th
Triples Per Game		
Lauren Lackey	0.05	8th
Samie Garcia	0.05	12th
Home Runs		
Evan Childs	17	T-6th
Kaitlin Westfall	11	T-13th
Samie Garcia	10	T-18th
Home Runs Per Game		
Chelsea Hawkins	0.11	2nd
Samie Garcia	0.10	4th
Evan Childs	0.09	6th
Kaitlin Westfall	0.06	15th
On-Base Percentage		
Samie Garcia	.429	4th
Lauren Lackey	.361	14th
Kaitlin Westfall	.350	17th
Slugging Percentage		
Samie Garcia	.516	5th
Kaitlin Westfall	.431	12th
Evan Childs	.385	20th
RBI		
Evan Childs	82	20th
RBI Per Game		
Evan Childs	0.42	15th
Walks Per Game		
Molly Brossart	0.36	5th
Stolen Bases		
Lauren Lackey	27	T-12th
Hannah Milks	27	T-12th
Samie Garcia	25	T-15th
Stolen Base Percentage		
Evan Childs	.941 (16-17)	6th
Lauren Lackey	.871 (27-31)	T-15th
Hannah Milks	.871 (27-31)	T-15th
Stolen Bases Per Game		
Samie Garcia	0.24	5th
Hannah Milks	0.20	9th
Kylie Morin	0.14	14th
Dana Hathorn	0.14	16th
Lauren Lackey	0.14	17th
Jackie Slawson	0.14	18th
Hit by Pitches		
Kaitlin Westfall	17	T-2nd
Evan Childs	12	T-4th
Samie Garcia	12	T-4th
Dana Hathorn	8	T-18th
Lauren Lackey	8	T-18th

Gamecocks Set Painful Record in 2011, Getting Close in 2012

South Carolina, as a team, took more hit by pitches than in any season previous, getting hit 37 times. The previous mark came in 2009, when the team took 32 pitches off their collective bodies. This season, the Gamecocks have been hit 35 times, the third time a team has recorded over 30 HBP's.

Gamecocks Among Most Experienced Teams in NCAA Division I

South Carolina has 10 seniors listed on the roster for 2012, which is believed to be the most in NCAA Division I this year. Seven position starters return from last year, losing starters at catcher and designated player. When removing two players expected to sit out this year due to injury along with the starts by last year's seniors, the Gamecocks bring back 92.3 percent of their outfield starts and 84.8 percent of infield starts from third to first.

South Carolina Offense Posts Back-to-Back 10+ Run Games

South Carolina rebounded from a two-hit effort in the first game against Charleston Southern to post consecutive 10+ run games. The Gamecocks started the run by taking the nightcap 11-2 in five innings over the Buccaneers on Feb. 28 before posting a 13-7 win at Charlotte on Feb. 29. The last time South Carolina scored 10+ in consecutive games was on April 3, 2005 when the Gamecocks run-ruled Kentucky in both halves of a doubleheader in Lexington by scores of 12-2 and 10-1.

On seven occasions, the Gamecocks have posted double-digit runs, the most in the team's SEC era, surpassing the five done by last year's squad and the 1997 league champions. The most recent team with more than five is the 1996 group, which posted 10 10+ run outings.

Strong Weekend Propels Quartet Onto Gamecock Invite Team

Even in a rain-shortened event, the Gamecocks stood out, running to another title and claiming four spots on the all-tournament team. Samie Garcia earned the Gamecock Invitational MVP after going 7-for-11 in the event and leading the Gamecocks in runs and stolen bases. She was joined by three seniors: Evan Childs (three runs, four RBI, double and homer), Lauren Lackey (.545 batting average, two stolen bases) and Kierstyn White (two complete game wins).

Four Gamecocks Claim Palmetto Classic All-Tourney Honors

South Carolina took home the team title from the Palmetto Classic, and four Gamecocks led the way on the all-tournament team. Senior Kaitlin Westfall claimed MVP honors, leading South Carolina with five RBI on the weekend. Joining her on the team was another senior, Evan Childs, who posted a huge day in the win over Cleveland State. Sophomore Dana Hathorn captured a spot, collecting a hit in each of the four games, while redshirt junior Audrey Broyles also garnered recognition. Broyles had the complete-game win over Western Kentucky, an eight-inning affair.

There's Plenty of Depth Again

South Carolina's softball roster this season is comprised of 22 student-athletes, one less than last year. And after a year of work for 16 of those, there is a viable backup at every position who could see time for a variety of reasons. Two players, Kelley Dillon and Julie Sarratt, are likely out for the year due to offseason surgeries.

A Much Better Showing in 2011

South Carolina posted one of the best turnarounds in the country last year, the first under Beverly Smith. The 12 1/2 game improvement tied for 12th in NCAA Division I, and the mark was the eighth best for a team that finished 2010 under .500.

HITTING CATEGORY (cont.)	Stat	Rank	PITCHING CATEGORY (Cont.)	Stat	Rank
Sacrifice Flies			Strikeouts		
Evan Childs	5	T-10th	Audrey Broyles	276	12th
Molly Brossart	4	T-15th	Strikeouts Per 7 Innings Pitched		
Toughest to Strikeout (AB per SO)			Audrey Broyles	5.18	8th
Samie Garcia	12.56	18th	Saves		
PITCHING CATEGORY			Audrey Broyles	3	T-9th
Appearances			Kierstyn White	3	T-9th
Kierstyn White	90	12th	Katelynn Howser	3	T-9th
Audrey Broyles	83	14th	Wild Pitches		
Games Started			Kierstyn White	30	3rd
Audrey Broyles	70	10th	Katelynn Howser	17	T-12th
Relief Appearances			Hit Batters		
Kierstyn White	59	2nd	Audrey Broyles	28	T-4th
			Kierstyn White	15	13th

Gamecock Lineup By Position

Date	Opponent	W/L	C	1B	2B	3B	SS	LF	CF	RF	DP	P
2/10	Tennessee State	L	Gonzales	Brossart	Hathorn	Childs	Garcia	Westfall	Lackey	Milks	Hawkins	White
2/11	Western Kentucky	W	Gonzales	Brossart	Hathorn	Childs	Garcia	Westfall	Lackey	Milks	Hawkins	Broyles
2/11	Winthrop	W	Lawrence	Brossart	Hathorn	Childs	Garcia	Westfall	Lackey	Milks	Hawkins	Broyles
2/12	Cleveland State	W	Gonzales	Brossart	Hathorn	Childs	Garcia	Westfall	Lackey	Milks	Hawkins	White
2/17	vs. Providence	W	Gonzales	Brossart	Hathorn	Childs	Garcia	Westfall	Lackey	Milks	Hawkins	Howser
2/18	vs. Illinois-Chicago	W	Lawrence	Brossart	Hathorn	Childs	Garcia	Westfall	Lackey	Milks	Hawkins	White
2/18	at Florida International	L	Gonzales	Brossart	Hathorn	Childs	Garcia	Westfall	Lackey	Milks	Hawkins	Broyles
2/19	vs. Jacksonville	L	Rother	Lawrence	Hathorn	Childs	Garcia	Westfall	Lackey	Hawkins	Yeske	Howser
2/19	vs. Villanova	W	Lawrence	Brossart	Hathorn	Childs	Garcia	Westfall	Lackey	Hawkins	Rother	White
2/22	Winthrop	W	Gonzales	Brossart	Hathorn	Childs	Garcia	Westfall	Lackey	Milks	Hawkins	Broyles
2/25	Appalachian State	W	Lawrence	Brossart	Hathorn	Childs	Garcia	Westfall	Lackey	Milks	Hawkins	White
2/25	Presbyterian	W	Gonzales	Brossart	Hathorn	Childs	Garcia	Westfall	Lackey	Milks	Rother	Howser
2/26	George Washington	W	Gonzales	Brossart	Hathorn	Childs	Garcia	Westfall	Lackey	Milks	Hawkins	White
2/28	Charleston Southern	L	Lawrence	Brossart	Hathorn	Childs	Garcia	Westfall	Lackey	Milks	Hawkins	White
2/28	Charleston Southern	W	Gonzales	Brossart	Hathorn	Childs	Garcia	Westfall	Lackey	Hawkins	Rother	Howser
2/29	at Charlotte	W	Gonzales	Brossart	Hathorn	Childs	Garcia	Westfall	Lackey	Hawkins	Rother	White
3/2	vs. Portland State	W	Gonzales	Brossart	Hathorn	Childs	Garcia	Westfall	Lackey	Hawkins	Jackson	Broyles
3/2	vs. Maine	W	Gonzales	Brossart	Hathorn	Childs	Garcia	Westfall	Lackey	Hawkins	Rother	White
3/3	at UC Riverside	W	Gonzales	Brossart	Hathorn	Childs	Garcia	Westfall	Lackey	Hawkins	Rother	Howser
3/4	vs. UC Davis	W	Gonzales	Brossart	Hathorn	Childs	Garcia	Westfall	Lackey	Hawkins	Rother	Broyles
3/7	at Coastal Carolina	L	Gonzales	Brossart	Hathorn	Childs	Garcia	Westfall	Lackey	Hawkins	Rother	Howser
3/7	at Coastal Carolina	L	Gonzales	Brossart	Hathorn	Childs	Garcia	Westfall	Lackey	Hawkins	Rother	White
3/9	Arkansas	L	Gonzales	Brossart	Hathorn	Childs	Garcia	Westfall	Lackey	Hawkins	Jackson	Broyles
3/10	Arkansas	W	Gonzales	Brossart	Hathorn	Childs	Garcia	Westfall	Lackey	Hawkins	Jackson	Howser
3/11	Arkansas	W	Gonzales	Brossart	Hathorn	Childs	Garcia	Westfall	Lackey	Hawkins	Jackson	White
3/13	Mississippi State	L	Gonzales	Brossart	Hathorn	Childs	Garcia	Westfall	Lackey	Hawkins	Jackson	Howser
3/13	Mississippi State	L	Lawrence	Brossart	Hathorn	Childs	Garcia	Westfall	Lackey	Hawkins	Jackson	White
3/14	Charlotte	W	Gonzales	Lawrence	Hathorn	Childs	Garcia	Westfall	Lackey	Hawkins	Jackson	White
3/16	at No. 4/4 Florida	L	Gonzales	Lawrence	Hathorn	Childs	Garcia	Westfall	Lackey	Hawkins	Jackson	Howser
3/17	at No. 4/4 Florida	L	Gonzales	Lawrence	Hathorn	Childs	Garcia	Westfall	Lackey	Hawkins	Jackson	Broyles
3/18	at No. 4/4 Florida	L	Gonzales	Brossart	Hathorn	Childs	Garcia	Westfall	Lackey	Hawkins	Jackson	Howser
3/21	at No. 24/25 N. Carolina	L	Lawrence	Brossart	Hathorn	Childs	Garcia	Westfall	Lackey	Hawkins	Jackson	Broyles
3/23	LSU	L	Lawrence	Brossart	Hathorn	Childs	Garcia	Westfall	Lackey	Hawkins	Jackson	White
3/24	LSU	L	Lawrence	Brossart	Hathorn	Childs	Garcia	Westfall	Lackey	Hawkins	Jackson	Broyles
3/25	LSU	L	Lawrence	Brossart	Hathorn	Childs	Garcia	Westfall	Lackey	Milks	Jackson	Howser
3/28	at Winthrop	W	Gonzales	Brossart	Hathorn	Childs	Garcia	Westfall	Lackey	Hawkins	Jackson	Struett
3/31	Longwood	W	Gonzales	Brossart	Hathorn	Childs	Garcia	Westfall	Lackey	Hawkins	Struett	Broyles
3/31	Longwood	W	Gonzales	Brossart	Hathorn	Childs	Garcia	Westfall	Lackey	Hawkins	Jackson	Struett
4/6	at Kentucky	W	Gonzales	Brossart	Hathorn	Childs	Garcia	Westfall	Lackey	Hawkins	Jackson	Broyles
4/7	at Kentucky	L	Gonzales	Brossart	Hathorn	Childs	Garcia	Westfall	Lackey	Hawkins	Jackson	Howser
4/8	at Kentucky	L	Gonzales	Brossart	Hathorn	Childs	Garcia	Westfall	Lackey	Hawkins	Jackson	Broyles
4/11	at No. 11/11 Georgia	L	Gonzales	Brossart	Hathorn	Childs	Garcia	Westfall	Lackey	Hawkins	Struett	White
4/11	at No. 11/11 Georgia	L	Gonzales	Brossart	Hathorn	Childs	Garcia	Westfall	Lackey	Hawkins	Jackson	Howser
4/13	at No. 2/2 Alabama	L	Gonzales	Brossart	Hathorn	Childs	Garcia	Westfall	Lackey	Hawkins	Struett	White
4/14	at No. 2/2 Alabama	L	Gonzales	Lawrence	Hathorn	Childs	Garcia	Westfall	Lackey	Hawkins	Jackson	Broyles
4/15	at No. 2/2 Alabama	L	Gonzales	Brossart	Hathorn	Childs	Garcia	Westfall	Lackey	Hawkins	Jackson	Howser
4/20	No. 8/7 Tennessee	L	Gonzales	Lawrence	Hathorn	Childs	Garcia	Westfall	Lackey	Hawkins	Jackson	Broyles
4/21	No. 8/7 Tennessee	L	Gonzales	Brossart	Hathorn	Childs	Garcia	Westfall	Lackey	Hawkins	Jackson	Howser
4/22	No. 8/7 Tennessee	L	Gonzales	Lawrence	Hathorn	Childs	Garcia	Westfall	Lackey	Hawkins	Jackson	Broyles
4/27	Auburn											
4/28	Auburn											
4/29	Auburn											
5/4	Mississippi											
5/5	Mississippi											
5/6	Mississippi											

Current Gamecocks in South Carolina's Single Top 10 Lists

HITTING CATEGORY	Stat	Rank	HITTING CATEGORY	Stat	Rank	HITTING CATEGORY	Stat	Rank
Batting Average			Doubles Per Game			On-Base Percentage		
Lauren Lackey	.413	6th	Kaitlin Westfall	0.35	1st	Lauren Lackey	.447	9th
Samie Garcia	.381	9th				Samie Garcia	.446	T-10th
Runs Per Game			Home Runs			Slugging Percentage		
Samie Garcia	0.82	4th	Evan Childs	11	T-1st	Samie Garcia	.594	8th
			Samie Garcia	7	T-10th	Evan Childs	.591	9th
Hits Per Game			Chelsea Hawkins	7	T-10th			
Samie Garcia	1.20	T-10th	Home Runs Per Game			RBI Per Game		
Lauren Lackey	1.20	T-10th	Evan Childs	0.22	1st	Evan Childs	0.78	5th
			Chelsea Hawkins	0.15	4th			
Doubles			Samie Garcia	0.14	7th	Stolen Base Percentage		
Kaitlin Westfall	17	T-3rd				Lauren Lackey	1.000 (10-10)	T-1st

Gamecock Lineup By Batting Order

Date	Opponent	W/L	1	2	3	4	5	6	7	8	9
2/10	Tennessee State	L	Garcia	Milks	Westfall	Childs	Brossart	Hathorn	Hawkins	Gonzales	Lackey
2/11	Western Kentucky	W	Garcia	Milks	Westfall	Childs	Hathorn	Brossart	Hawkins	Gonzales	Lackey
2/11	Winthrop	W	Garcia	Milks	Westfall	Childs	Hathorn	Brossart	Hawkins	Lawrence	Lackey
2/12	Cleveland State	W	Garcia	Milks	Westfall	Childs	Hathorn	Brossart	Hawkins	Gonzales	Lackey
2/17	vs. Providence	W	Garcia	Milks	Westfall	Childs	Hathorn	Brossart	Hawkins	Gonzales	Lackey
2/18	vs. Illinois-Chicago	W	Garcia	Milks	Westfall	Childs	Hathorn	Brossart	Hawkins	Lawrence	Lackey
2/18	at Florida International	L	Garcia	Milks	Westfall	Childs	Hathorn	Brossart	Hawkins	Gonzales	Lackey
2/19	vs. Jacksonville	L	Garcia	Childs	Westfall	Rother	Hathorn	Hawkins	Lawrence	Yeske	Lackey
2/19	vs. Villanova	W	Garcia	Lackey	Westfall	Childs	Hathorn	Hawkins	Rother	Lawrence	Brossart
2/22	Winthrop	W	Garcia	Lackey	Westfall	Childs	Hathorn	Hawkins	Brossart	Gonzales	Milks
2/25	Appalachian State	W	Garcia	Lackey	Westfall	Childs	Hathorn	Hawkins	Brossart	Lawrence	Milks
2/25	Presbyterian	W	Garcia	Lackey	Westfall	Childs	Hathorn	Rother	Brossart	Gonzales	Milks
2/26	George Washington	W	Garcia	Lackey	Westfall	Childs	Hathorn	Hawkins	Brossart	Gonzales	Milks
2/28	Charleston Southern	L	Garcia	Lackey	Westfall	Childs	Hathorn	Hawkins	Brossart	Lawrence	Milks
2/28	Charleston Southern	W	Garcia	Lackey	Westfall	Childs	Hathorn	Hawkins	Rother	Gonzales	Brossart
2/29	at Charlotte	W	Garcia	Lackey	Westfall	Childs	Hathorn	Hawkins	Rother	Gonzales	Brossart
3/2	vs. Portland State	W	Garcia	Lackey	Westfall	Childs	Hathorn	Hawkins	Jackson	Gonzales	Brossart
3/2	vs. Maine	W	Garcia	Lackey	Westfall	Childs	Hathorn	Hawkins	Rother	Gonzales	Brossart
3/3	at UC Riverside	W	Garcia	Lackey	Westfall	Childs	Hathorn	Hawkins	Rother	Gonzales	Brossart
3/4	vs. UC Davis	W	Garcia	Lackey	Westfall	Childs	Hathorn	Hawkins	Rother	Gonzales	Brossart
3/7	at Coastal Carolina	L	Garcia	Lackey	Westfall	Childs	Hathorn	Hawkins	Rother	Gonzales	Brossart
3/7	at Coastal Carolina	L	Garcia	Lackey	Westfall	Childs	Hathorn	Hawkins	Rother	Gonzales	Brossart
3/9	Arkansas	L	Garcia	Lackey	Westfall	Childs	Hathorn	Hawkins	Jackson	Gonzales	Brossart
3/10	Arkansas	W	Garcia	Lackey	Westfall	Childs	Hawkins	Hathorn	Jackson	Gonzales	Brossart
3/11	Arkansas	W	Garcia	Lackey	Westfall	Childs	Hawkins	Hathorn	Jackson	Gonzales	Brossart
3/13	Mississippi State	L	Garcia	Lackey	Westfall	Childs	Hawkins	Hathorn	Jackson	Gonzales	Brossart
3/13	Mississippi State	L	Garcia	Lackey	Westfall	Childs	Hawkins	Hathorn	Jackson	Lawrence	Brossart
3/14	Charlotte	W	Garcia	Lackey	Westfall	Childs	Hawkins	Hathorn	Jackson	Gonzales	Lawrence
3/16	at No. 4/4 Florida	L	Garcia	Lackey	Westfall	Childs	Hawkins	Hathorn	Jackson	Gonzales	Lawrence
3/17	at No. 4/4 Florida	L	Garcia	Lackey	Westfall	Childs	Hawkins	Hathorn	Jackson	Gonzales	Lawrence
3/18	at No. 4/4 Florida	L	Garcia	Lackey	Childs	Hawkins	Jackson	Hathorn	Westfall	Gonzales	Brossart
3/21	at No. 24/25 N. Carolina	L	Garcia	Lackey	Childs	Jackson	Hathorn	Westfall	Hawkins	Brossart	Lawrence
3/23	LSU	L	Garcia	Lackey	Childs	Jackson	Westfall	Hathorn	Hawkins	Brossart	Lawrence
3/24	LSU	L	Garcia	Lackey	Childs	Jackson	Westfall	Hathorn	Hawkins	Brossart	Lawrence
3/25	LSU	L	Garcia	Lackey	Childs	Jackson	Hathorn	Westfall	Milks	Brossart	Lawrence
3/28	at Winthrop	W	Garcia	Lackey	Childs	Hathorn	Westfall	Jackson	Hawkins	Gonzales	Struett
3/31	Longwood	W	Garcia	Lackey	Childs	Hathorn	Westfall	Hawkins	Gonzales	Brossart	Struett
3/31	Longwood	W	Garcia	Lackey	Childs	Hathorn	Westfall	Hawkins	Jackson	Gonzales	Struett
4/6	at Kentucky	W	Garcia	Lackey	Childs	Hathorn	Westfall	Jackson	Hawkins	Brossart	Gonzales
4/7	at Kentucky	L	Garcia	Lackey	Childs	Hathorn	Westfall	Jackson	Hawkins	Brossart	Gonzales
4/8	at Kentucky	L	Garcia	Lackey	Childs	Hathorn	Westfall	Jackson	Hawkins	Brossart	Gonzales
4/11	at No. 11/11 Georgia	L	Garcia	Lackey	Childs	Hathorn	Westfall	Hawkins	Struett	Brossart	Gonzales
4/11	at No. 11/11 Georgia	L	Garcia	Lackey	Westfall	Hathorn	Childs	Hawkins	Jackson	Brossart	Gonzales
4/13	at No. 2/2 Alabama	L	Garcia	Lackey	Westfall	Hathorn	Hawkins	Childs	Struett	Brossart	Gonzales
4/14	at No. 2/2 Alabama	L	Garcia	Lackey	Westfall	Hathorn	Hawkins	Childs	Jackson	Lawrence	Gonzales
4/15	at No. 2/2 Alabama	L	Garcia	Lackey	Westfall	Hathorn	Hawkins	Childs	Jackson	Brossart	Gonzales
4/20	No. 8/7 Tennessee	L	Garcia	Lackey	Westfall	Hathorn	Hawkins	Jackson	Childs	Gonzales	Lawrence
4/21	No. 8/7 Tennessee	L	Garcia	Lackey	Westfall	Hathorn	Hawkins	Jackson	Childs	Brossart	Gonzales
4/22	No. 8/7 Tennessee	L	Garcia	Lackey	Westfall	Hathorn	Hawkins	Childs	Jackson	Gonzales	Lawrence
4/27	Auburn										
4/28	Auburn										
4/29	Auburn										
5/4	Mississippi										
5/5	Mississippi										
5/6	Mississippi										

Current Gamecocks in South Carolina's Single Top 10 Lists (cont.)

HITTING CATEGORY	Stat	Rank	PITCHING CATEGORY	Stat	Rank
Hit by Pitches			Relief Appearances		
Samie Garcia	6	T-6th	Katelynn Howser	17	7th
Dana Hathorn	6	T-6th			
Kaitlin Westfall	6	T-6th	Saves		
			Katelynn Howser	3	T-9th
			Wild Pitches		
			Katelynn Howser	17	1st

#1 - Molly Brossart

1B - R/R - 5-8 - Sr. - Tucson, Ariz.

- All 42 starts have come at first base
- 2-for-3 with two runs and two RBI vs. Villanova (2/19)



PROFILE



GBG STATS

2012	Game Highs	Career
4, 2x, last at UC Riverside 3/3	AB	5, vs. Providence, 3/5/11
2, 2x, last vs. Villanova 2/19	R	Same
2 vs. Villanova 2/19	H	3, at Longwood-2, 4/9/11
2, 3x, last at Kentucky 4/6	RBI	3, at USC Upstate, 4/13/11
1 vs. Arkansas 3/9	2B	1, 6x, last vs. Arkansas 3/9/12
N/A	3B	N/A
1, 2x, last at Kentucky 4/6	HR	1, 5x, last at Kentucky 4/6/12
2 vs. Cleveland State 2/12	BB	2, 4x, last vs. Cleveland State 2/12/12
1 vs. Providence 2/17	SB	Same

Brossart's Season-By-Season Batting Statistics

Year	Avg.	GP	GS	AB	R	H	2B	3B	HR	RBI	TB	SLG	BB	HBP	K	GDP	OBP	SF	SH	SB-ATT	PO	A	E	FLD%
2011	.212	49	44	113	3	24	5	0	3	18	38	.336	22	5	27	0	.357	3	4	0-0	287	10	4	.987
2012	.205	42	42	83	9	17	1	0	2	9	24	.289	11	1	18	0	.302	1	5	1-1	220	2	1	.996
TOTAL	.209	91	86	196	12	41	6	0	5	27	62	.316	33	6	45	0	.335	4	9	1-1	507	12	5	.990

#4 - Lauren Lackey

OF - L/R - 5-6 - Sr. - Lake Elsinore, Calif.

- Leads team with 10 stolen bases and five triples
- Tripled in consecutive games at FIU (2/19)
- Posted career-best 14-game hitting streak (3/2-3/18)



PROFILE



GBG STATS

2012	Game Highs	Career
4, 14x, last vs. No. 8/7 Tennessee 4/21	AB	5, 2x, last vs. Loyola, 2/27/10
3 vs. Villanova 2/19	R	3, vs. Mississippi, 3/11/11
3, 2x, last vs. No. 8/7 Tennessee 4/21	H	3, 6x, last vs. No. 8/7 Tennessee 4/21/12
3, 2x, last at UC Riverside 3/3	RBI	3, 5x, last at UC Riverside 3/3/12
1, 3x, last at No. 4 Florida 3/18	2B	1, 10x, last at No. 4 Florida 3/18/12
1, 5x, last at Kentucky 4/8	3B	1, 10x, last at Kentucky 4/8/12
N/A	HR	1 vs. Georgetown, 2/18/11
1, 9x, last vs. No. 8/7 Tennessee 4/21	BB	2 vs. North Florida, 2/14/09
2, 2x, last at Winthrop 3/28	SB	2, 4x, last at Winthrop 3/28/12

Lackey's Season-By-Season Batting Statistics

Year	Avg.	GP	GS	AB	R	H	2B	3B	HR	RBI	TB	SLG	BB	HBP	K	GDP	OBP	SF	SH	SB-ATT	PO	A	E	FLD%
2009	.212	41	38	99	10	21	3	0	0	5	24	.242	10	3	20	0	.301	1	7	2-4	42	2	1	.978
2010	.229	51	51	140	17	32	3	1	0	8	37	.264	11	3	25	0	.297	1	7	0-2	54	7	1	.984
2011	.350	56	56	140	26	49	2	4	1	12	62	.443	7	2	26	0	.387	1	2	15-15	82	4	1	.989
2012	.413	49	49	143	26	59	3	5	0	18	72	.503	9	0	17	0	.447	0	7	10-10	62	3	1	.985
TOTAL	.308	197	194	522	79	161	11	10	1	43	195	.374	37	8	88	0	.361	3	23	27-31	240	16	4	.985

#9 - Kristen Struett

OF/P - R/R - 5-7 - Fr. - Westminster, Calif.

- Picked up her first career hit vs. LSU (3/25)
- Won her first start and hit her first career HR at Winthrop (3/28)



PROFILE



GBG STATS

2012	Game Highs - Hitting	Career
3, 3x, last at No. 11 Georgia-1 4/11	AB	Same
2 at Winthrop 3/28	R	Same
2, 2x, last vs. Longwood-1 3/31	H	Same
4 at Winthrop 3/28	RBI	Same
N/A	2B	Same
N/A	3B	Same
1 at Winthrop 3/28	HR	Same
1 at No. 2/2 Alabama 4/15	BB	Same
N/A	SB	Same

2012	Game Highs - Pitching	Career
5.0 at Winthrop 3/28	IP	Same
1, 3x, last at No. 2/2 Alabama 4/15	K	Same
5, 2x, last at No. 2/2 Alabama 4/15	H	Same
8 at No. 2/2 Alabama 4/15	R	Same
8 at No. 2/2 Alabama 4/15	ER	Same
6 vs. Longwood-2 3/31	BB	Same

Struett's Season-By-Season Batting Statistics

Year	Avg.	GP	GS	AB	R	H	2B	3B	HR	RBI	TB	SLG	BB	HBP	K	GDP	OBP	SF	SH	SB-ATT	PO	A	E	FLD%
2012	.444	11	5	18	3	8	0	0	1	4	11	.611	1	0	4	0	.474	0	0	0-0	1	2	1	.750

Struett's Season-By-Season Pitching Statistics

Year	ERA	W	L	App	GS	CG	SHO	CBO	SV	IP	H	R	ER	BB	SO	2B	3B	HR	BF	B/Avg	WP	HBP	Ill.	SFA	SHA
2012	7.11	2	1	7	2	1	0	0	0	20.2	25	23	21	22	3	5	0	3	109	.313	4	2	0	3	2

#10 - Chelsea Hawkins
OF - R/R - 5-6 - So. - Piedmont, S.C.

- Third on the team with 13 multi-hit games
- Also third in batting average and slugging percentage
- Had a pair of doubles in game two at No. 11/11 Georgia (4/11)
- Went 3-for-4 with two runs scored vs. Arkansas (3/10)



2012	Game Highs	Career
4, 11x, last vs. No. 8/7 Tennessee 4/22	AB .. 4, 12x, last vs. No. 8/7 Tennessee 4/22/12	
2, 2x, last vs. Arkansas 3/10	R	Same
3, 2x, last vs. Arkansas 3/10	H	Same
4, vs. Winthrop 2/11	RBI	Same
2 at No. 11 Georgia-2 4/11	2B	Same
N/A	3B	N/A
1, 7x, last at No. 2/2 Alabama 4/15	HR 1, 8x, last at No. 2/2 Alabama 4/15/12	
1, 9x, last vs. No. 8/7 Tennessee 4/21	BB	2, 2x, last vs. Stony Brook, 3/6/11
1, 2x, last vs. George Washington 2/26	SB	Same

Year	Avg.	GP	GS	AB	R	H	2B	3B	HR	RBI	TB	SLG	BB	HBP	K	GDP	OBP	SF	SH	SB-ATT	PO	A	E	FLD%
2011	.179	24	10	39	3	7	1	0	1	1	11	.282	5	0	15	0	.273	0	1	0-1	9	2	0	1.000
2012	.326	47	47	138	18	45	12	0	7	29	78	.565	9	1	34	0	.372	0	0	2-2	27	1	1	.966
TOTAL	.294	71	57	177	21	52	13	0	8	30	89	.503	14	1	49	0	.349	0	1	2-3	36	3	1	.975

#11 - Evan Childs
IF - R/R - 5-10 - Sr. - Conway, S.C.

- Leads the team in multi-RBI games (11)
- Tied SC's single-season HR record vs. Tennessee (4/22)
- Hit 2 HR, including walkoff shot, vs. Arkansas (3/11)
- Went 4-for-4 with two doubles and a homer in the win over Cleveland State (2/12)



2012	Game Highs	Career
5 at Charlotte 2/29	AB 5, 4x, last at Charlotte 2/29/12	
2, 9x, last at Kentucky 4/6	R 2, 13x, last at Kentucky 4/6/12	
4 vs. Cleveland State 2/12	H	Same
4, 2x, last vs. Arkansas 3/11	RBI	4, 4x, last vs. Arkansas 3/11/12
2 vs. Cleveland State 2/12	2B	3, vs. Longwood-2 2/16/10
N/A	3B	1, 2x, last vs. Stony Brook 3/6/11
2 vs. Arkansas 3/11	HR	2, 2x, last vs. Arkansas 3/11/12
2 vs. Winthrop 2/22	BB	2, 3x, last vs. Winthrop 2/22/12
1, 7x, last at No. 2/2 Alabama 4/14	SB 1, 16x, last at No. 2/2 Alabama 4/14/12	

Year	Avg.	GP	GS	AB	R	H	2B	3B	HR	RBI	TB	SLG	BB	HBP	K	GDP	OBP	SF	SH	SB-ATT	PO	A	E	FLD%
2009	.180	44	42	128	17	23	4	0	4	17	39	.305	10	2	34	0	.250	0	2	3-3	93	79	11	.940
2010	.208	50	47	125	15	26	9	1	0	17	37	.296	15	2	42	0	.299	2	1	1-1	90	80	19	.899
2011	.227	51	40	119	16	27	4	1	2	10	39	.328	4	3	20	1	.268	1	4	5-6	56	89	16	.901
2012	.299	49	49	137	32	41	7	0	11	38	81	.591	16	5	25	1	.388	2	4	7-7	74	83	11	.935
TOTAL	.230	194	178	509	80	117	24	2	17	82	196	.385	45	12	121	2	.305	5	11	16-17	313	331	57	.919

#12 - Samie Garcia
IF - L/L - 5-6 - Jr. - Downey, Calif.

- Among the top 20 in many SC career categories
- Tops the team in slugging percentage
- Had two homers at Kentucky (4/8)
- Posted the longest hitting streak (21 games) at South Carolina since 1999



2012	Game Highs	Career
5 vs. Winthrop 2/11	AB 5, 2x, last vs. Winthrop 2/11/12	
3, 4x, last at Kentucky 4/8	R	Same
4 vs. Presbyterian 2/25	H 4, 2x, last vs. Presbyterian 2/25/12	
4 vs. Providence 2/17	RBI	Same
1, 8x, last at No. 11 Georgia-1 4/11	2B	1, 14x, last vs. Arkansas 3/11/12
1, 2x, last vs. Charlotte 3/14	3B	1, 5x, last vs. Charlotte 3/13/12
2 at Kentucky 4/8	HR	Same
2 at Kentucky 4/8	BB	2, 2x, last at Kentucky 4/8/12
1, 10x, last vs. Longwood-2 3/31	SB .. 2, 2x, last vs. Charleston Southern 4/5/11	

Year	Avg.	GP	GS	AB	R	H	2B	3B	HR	RBI	TB	SLG	BB	HBP	K	GDP	OBP	SF	SH	SB-ATT	PO	A	E	FLD%
2011	.332	56	56	184	31	61	7	3	3	20	83	.451	16	6	13	0	.403	0	8	15-20	84	116	17	.922
2012	.381	49	49	155	40	59	8	2	7	27	92	.594	13	6	14	1	.446	1	3	10-15	77	71	11	.931
TOTAL	.354	105	105	339	71	120	15	5	10	47	175	.516	29	12	27	1	.423	1	11	25-35	161	187	28	.926

#13 - Kelley Dillon
IF - R/R - 5-7 - Sr. - Hanahan, S.C.

- Offseason shoulder surgery may cost her the year



2012	Game Highs	South Carolina
N/A	AB 4 (4x, last vs. Winthrop, 5/4/11)	
N/A	R	2 (vs. Georgetown, 2/18/11)
N/A	H	2 (3x, last vs. Winthrop, 5/4/11)
N/A	RBI	1 (4x, last vs. Winthrop, 5/4/11)
N/A	2B	1 (3x, last vs. Elon-1, 2/26/11)
N/A	3B	1 (at Longwood-2, 4/9/11)
N/A	HR	N/A
N/A	BB	2 (at Winthrop, 3/2/11)
N/A	SB	1 (2x, last vs. Michigan State, 2/20/11)

Year	Avg.	GP	GS	AB	R	H	2B	3B	HR	RBI	TB	SLG	BB	HBP	K	GDP	OBP	SF	SH	SB-ATT	PO	A	E	FLD%
2011	.171	29	26	70	10	12	3	1	0	4	17	.243	7	1	19	1	.253	1	2	2-2	50	31	4	.953
2012																								
TOTAL	.171	29	26	70	10	12	3	1	0	4	17	.243	7	1	19	1	.253	1	2	2-2	50	31	4	.953

#14 - Kylie Morin
IF - L/R - 5-7 - Sr. - Salem, Ore.

- Used as a pinch runner in 28 games
- 4-for-5 in stolen-base tries



PROFILE

GBG STATS

2012	Game Highs	Career
1 vs. Charleston Southern-2 2/28	AB3	vs. Georgetown, 2/18/11
1, 10x, last at Winthrop 3/28	R1, 23x, last at Winthrop 3/28/12	
N/A	H	Same
N/A	RBI	Same
N/A	2B	Same
N/A	3B	Same
N/A	HR	Same
N/A	BB	Same
1, 4x, last vs. Charleston So.-2 2/28	SB ...1, 10x, last vs. Charleston So.-2 2/28/12	

Year	Avg.	GP	GS	AB	R	H	2B	3B	HR	RBI	TB	SLG	BB	HBP	K	GDP	OBP	SF	SH	SB-ATT	PO	A	E	FLD%
2011	.000	42	2	3	13	0	0	0	0	0	0	.000	0	0	0	0	.000	0	0	6-9	0	0	0	.000
2012	.000	29	0	1	10	0	0	0	0	0	0	.000	0	0	0	0	.000	0	0	4-5	0	0	0	.000
TOTAL	.000	71	2	4	23	0	0	0	0	0	0	.000	0	0	0	0	.000	0	0	10-14	0	0	0	.000

#15 - Lacey Rother
C/1B - R/R - 5-11 - Fr. - Long Beach, Calif.

- Sixth on the team with 10 walks
- Hit her first homer in Maine (3/2) win



PROFILE

GBG STATS

2012	Game Highs	Career
3, 4x, last at Coastal Carolina-1 3/7	AB	Same
1 vs. Maine 3/2	R	Same
2 vs. Maine 3/2	H	Same
3 vs. Maine 3/2	RBI	Same
N/A	2B	Same
N/A	3B	Same
1 vs. Maine 3/2	HR	Same
2 at UC Riverside 3/3	BB	Same
N/A	SB	Same

Year	Avg.	GP	GS	AB	R	H	2B	3B	HR	RBI	TB	SLG	BB	HBP	K	GDP	OBP	SF	SH	SB-ATT	PO	A	E	FLD%
2012	.219	27	10	32	1	7	0	0	1	6	10	.313	10	1	6	1	.419	0	0	0-0	2	0	0	1.000

#16 - Sam Arbaugh
IF - R/R - 5-1 - Sr. - Aiken, S.C.

- Had a pinch hit at Winthrop (3/28)
- Used as a pinch runner on eight occasions, scoring six times



PROFILE

GBG STATS

2012	Game Highs	Career
1, 5x, last at Winthrop 3/28	AB	4 vs. Loyola 2/27/10
1, 6x, last vs. Longwood-1 3/31	R	3 vs. Loyola 2/27/10
1 at Winthrop 3/28	H	1, 3x, last at Winthrop 3/28/12
N/A	RBI	N/A
N/A	2B	N/A
N/A	3B	N/A
N/A	HR	N/A
N/A	BB ...1, 2x, last at No. 12/10 Georgia-1, 4/24/10	
N/A	SB	N/A

Year	Avg.	GP	GS	AB	R	H	2B	3B	HR	RBI	TB	SLG	BB	HBP	K	GDP	OBP	SF	SH	SB-ATT	PO	A	E	FLD%
2009	.000	12	2	4	2	0	0	0	0	0	0	.000	0	0	2	0	.000	0	1	0-0	4	1	1	.833
2010	.061	26	19	33	4	2	0	0	0	0	2	.061	2	2	17	0	.162	0	4	0-0	36	27	10	.863
2011																								
2012	.200	13	0	5	6	1	0	0	0	0	1	.200	0	0	1	0	.200	0	0	0-0	0	1	0	1.000
TOTAL	.071	51	21	42	12	3	0	0	0	0	3	.071	2	2	20	0	.152	0	5	0-0	40	29	11	.863

#17 - Shelby Gonzales
C - R/R - 5-8 - Jr. - Moses Lake, Wash.

- Started 38 games at catcher
- Tied for third on the team in multi-RBI games (6)
- Posted a homer and three RBI at Charlotte (2/29)
- Her first career homer came vs. Presbyterian (2/25)



PROFILE

GBG STATS

2012	Game Highs	Career
4, 2x, last at Charlotte 2/29	AB	Same
2 at UC Riverside 3/3	R	Same
2, 2x, last at Charlotte 2/29	H	Same
3 at Charlotte 2/29	RBI	Same
1, 2x, last at No. 2/2 Alabama 4/15	2B	Same
N/A	3B	Same
1, 3x, last at UC Riverside 3/3	HR	Same
2, 2x, last at UC Riverside 3/3	BB	Same
N/A	SB	Same

Year	Avg.	GP	GS	AB	R	H	2B	3B	HR	RBI	TB	SLG	BB	HBP	K	GDP	OBP	SF	SH	SB-ATT	PO	A	E	FLD%
2012	.225	41	38	80	6	18	2	0	3	15	29	.363	17	3	13	1	.380	0	4	0-0	135	22	3	.981

#18 - Codee Yeske
IF - R/R - 5-8 - So. - Lexington, S.C.

- Appeared in 14 games, nine as a pinch hitter
- Posted first homer vs. Maine (3/2)
- Hit by a pitch twice and scored a run vs. Winthrop (2/11)



2012	Game Highs	Carolina
3 vs. Jacksonville 2/19	AB	Same
1, 2x, last vs. Maine 3/2	R	Same
1, 2x, last vs. Maine 3/2	H	Same
2 vs. Maine 3/2	RBI	Same
N/A	2B	Same
N/A	3B	Same
1 vs. Maine 3/2	HR	Same
1 at No. 4 Florida 3/18	BB	Same
1 at Charlotte 2/29	SB	Same

Year	Avg.	GP	GS	AB	R	H	2B	3B	HR	RBI	TB	SLG	BB	HBP	K	GDP	OBP	SF	SH	SB-ATT	PO	A	E	FLD%
2012	.133	14	1	15	2	2	0	0	1	2	5	.333	1	2	7	0	.278	0	0	1-1	2	1	1	.750

#20 - Kaitlin Westfall
OF - R/R - 5-6 - Sr. - Macon, Ga.

- Leads the SEC with 17 doubles
- Ninth in NCAA stat report with 0.35 doubles per game
- Had five RBI including a grand slam vs. Longwood (3/31)
- Went 2-for-4 with a double, a triple and three RBI, including two game-tying ones, vs. Western Kentucky (2/11)



2012	Game Highs	Career
5 at Charlotte 2/29	AB	Same
3 vs. Longwood-1 3/31	R	3, 2x, last vs. Longwood-1 3/31/12
3, 3x, last vs. No. 8/7 Tennessee 4/21	H	3, 5x, last vs. No. 8/7 Tennessee 4/21/12
5 vs. Longwood-2, 3/31	RBI	Same
2, 2x, last vs. Villanova 2/19	2B	Same
1 vs. Western Kentucky 2/11	3B	1, 4x, last vs. Western Kentucky 2/11/12
1, 4x, last vs. Longwood-2 3/31	HR	1, 1x, last vs. Longwood-2 3/31/12
2 vs. Illinois-Chicago 2/18	BB	2, 6x, last vs. Illinois-Chicago 2/18/12
1, 3x, last vs. Charleston So.-2 2/28	SB	1, 5x, last vs. Charleston So.-2 2/28/12

Year	Avg.	GP	GS	AB	R	H	2B	3B	HR	RBI	TB	SLG	BB	HBP	K	GDP	OBP	SF	SH	SB-ATT	PO	A	E	FLD%
2009	.162	31	12	37	7	6	2	1	0	3	10	.270	0	2	12	0	.205	0	1	1-1	0	0	0	.000
2010	.176	47	40	108	8	19	6	0	2	9	31	.287	8	5	31	0	.264	0	3	0-0	50	2	0	1.000
2011	.300	53	52	150	19	45	7	2	5	27	71	.473	16	4	20	0	.378	2	6	1-3	75	8	1	.988
2012	.317	49	49	139	27	44	17	1	4	29	75	.540	19	6	26	1	.418	1	4	3-3	100	6	6	.946
TOTAL	.263	180	153	434	61	114	32	4	11	68	187	.431	43	17	89	1	.350	3	14	5-7	225	16	7	.972

#21 - Kierstyn White
P - R/R - 5-10 - Sr. - Columbia, S.C.

- Posted her first career shutout in 5-0 win over Illinois-Chicago (2/18)
- Now has seven career complete games, five this year



2012	Game Highs	Career
7.0, 4x, last vs. Charleston So.-1 2/28	IP	7.0, 5x, last vs. Charleston So.-1 2/28/12
3, 2x, last vs. Charleston So.-1 2/28	K	6 vs. Seton Hall, 3/5/11
9 vs. Appalachian State 2/25	H	13 at Kentucky-1, 4/10/10
7 at No. 2/2 Alabama 4/13	R	11 at Kentucky-1, 4/10/10
6 at No. 2/2 Alabama 4/13	ER	11 at Kentucky-1, 4/10/10
6 vs. Mississippi State-2 3/13	BB	Same

Year	ERA	W	L	App	GS	CG	SHO	CBO	SV	IP	H	R	ER	BB	SO	2B	3B	HR	BF	B/Avg	WP	HBP	Ill.	SFA	SHA
2009	2.69	9	4	32	9	0	0	3	3	86.0	91	44	33	36	45	11	5	3	398	.271	9	9	1	1	16
2010	8.32	0	2	18	2	1	0	0	0	37.0	79	58	44	28	19	14	1	8	218	.436	11	2	0	3	4
2011	4.30	2	3	13	4	1	0	0	0	27.2	35	24	17	18	11	2	0	3	143	.292	5	2	2	0	3
2012	5.47	6	8	27	16	5	1	0	0	80.2	102	77	63	56	22	16	3	15	413	.299	5	2	2	3	11
TOTAL	4.75	17	17	90	31	7	1	3	3	231.1	307	203	157	138	97	43	9	29	1172	.314	30	15	5	7	34

#22 - Jackie Slawson
OF - L/R - 5-8 - Sr. - Ladson, S.C.

- Pinch ran in 30 games, scoring 15 times



2012	Game Highs	Career
1, 4x, last at Kentucky 4/7	AB	3 at LSU 5/7/11
1, 15x, last vs. No. 8/7 Tennessee 4/22	R	1, 34x, last vs. No. 8/7 Tennessee 4/22/12
1 at Winthrop 3/28	H	1, 4x, last at Winthrop 3/28/12
N/A	RBI	N/A
N/A	2B	N/A
N/A	3B	N/A
N/A	HR	N/A
N/A	BB	N/A
1, 4x, last vs. Longwood-2 3/31	SB	1, 10x, last vs. Longwood-2 3/31/12

Year	Avg.	GP	GS	AB	R	H	2B	3B	HR	RBI	TB	SLG	BB	HBP	K	GDP	OBP	SF	SH	SB-ATT	PO	A	E	FLD%
2011	.429	43	3	7	19	3	0	0	0	0	3	.429	0	1	2	0	.500	0	0	6-13	0	0	0	.000
2012	.250	32	0	4	15	1	0	0	0	0	1	.250	0	0	1	0	.250	0	0	4-5	0	0	0	.000
TOTAL	.364	75	3	11	34	4	0	0	0	0	4	.364	0	1	3	0	.417	0	0	10-18	0	0	0	.000

#23 - Julie Sarratt
P/1B - R/R - 5-4 - So. - Gaffney, S.C.

- Offseason surgery may keep her out for 2012



PROFILE

GBG STATS

2012	Game Highs - Hitting	Career
N/A	AB .4, 3x, last vs. No. 20/16 Kentucky, 4/24/11	
N/A	R .1, 3x, last vs. Charleston Southern, 4/5/11	
N/A	H .2, 3x, last vs. Charleston Southern, 4/5/11	
N/A	RBI .2, 2x, last vs. Mississippi, 3/12/11	
N/A	2B .1, 4x, last vs. No. 20/16 Kentucky, 4/24/11	
N/A	3B	N/A
N/A	HR1, 2x, last vs. Mississippi, 3/12/11	
N/A	BB1 vs. Michigan State, 2/20/11	
N/A	SB	N/A

2011	Game Highs - Pitching	Career
N/A	IP8.1 at No. 23/24 Auburn, 3/20/11	
N/A	K9 vs. Florida Gulf Coast, 2/19/11	
N/A	H11 at No. 23/24 Auburn, 3/20/11	
N/A	R ...6, 2x, last at No. 11 Tennessee, 3/26/11	
N/A	ER ...6, 2x, last at No. 11 Tennessee, 3/26/11	
N/A	BB4, 3x, last vs. No. 5/7 Florida, 4/30/11	

Sarratt's Season-By-Season Batting Statistics																									
Year	Avg.	GP	GS	AB	R	H	2B	3B	HR	RBI	TB	SLG	BB	HBP	K	GDP	OBP	SF	SH	SB-ATT	PO	A	E	FLD%	
2011	.250	31	20	64	3	16	4	0	2	9	26	.406	1	1	20	0	.273	0	0	0-0	35	13	0	1.000	
2012	Has Not Played																								
TOTAL	.250	31	20	64	3	16	4	0	2	9	26	.406	1	1	20	0	.273	0	0	0-0	35	13	0	1.000	

Sarratt's Season-By-Season Pitching Statistics																									
Year	ERA	W	L	App	GS	CG	SHO	CBO	SV	IP	H	R	ER	BB	SO	2B	3B	HR	BF	B/Avg	WP	HBP	Ill.	SFA	SHA
2011	3.38	8	8	29	15	6	3	1	2	103.2	93	56	50	40	70	19	0	17	454	.238	1	11	0	4	9
2012	Has Not Played																								
TOTAL	3.38	8	8	29	15	6	3	1	2	103.2	93	56	50	40	70	19	0	17	454	.238	1	11	0	4	9

#24 - Dana Hathorn
IF - R/R - 5-6 - So. - Orlando, Fla.

- Tied for fourth on the team with 11 multi-hit games
- Had the game-winning hit vs. Charlotte (3/14)
- Went 3-for-4 with a double and three runs scored at Charlotte (2/29)
- Two two-run doubles vs. Winthrop (2/22)



PROFILE

GBG STATS

2012	Game Highs	Career
4, 18x, last vs. No. 8/7 Tennessee 4/22	AB .4, 31x, last vs. No. 8/7 Tennessee 4/22/12	
3 at Charlotte 2/29	R	Same
3, 2x, last at Charlotte 2/29	H3, 4x, last at Charlotte 2/29/12	
4 vs. Winthrop 2/22	RBI	Same
2 vs. Winthrop 2/22	2B	Same
1 vs. George Washington 2/26	3B .1, 2x, last vs. George Washington 2/26/12	
N/A	HR1 at Arkansas-1 4/16/11	
1, 5x, last vs. Longwood-2 3/31	BB1, 14x, last vs. Longwood-2 3/31/12	
1, 2x, last vs. Mississippi State-1 3/13	SB2, 3x, last at Arkansas 4/17/11	

Hathorn's Season-By-Season Batting Statistics																									
Year	Avg.	GP	GS	AB	R	H	2B	3B	HR	RBI	TB	SLG	BB	HBP	K	GDP	OBP	SF	SH	SB-ATT	PO	A	E	FLD%	
2011	.280	53	50	157	27	44	5	1	1	28	54	.344	9	2	15	0	.325	1	4	12-13	114	98	4	.981	
2012	.296	49	49	152	24	45	10	1	0	23	57	.375	5	6	13	1	.344	0	1	2-5	92	74	6	.965	
TOTAL	.288	102	99	309	51	89	15	2	1	51	111	.359	14	8	28	1	.334	1	5	14-18	206	172	10	.974	

#25 - Olivia Lawrence
C/IF - L/R - 5-6 - Fr. - Woodstown, N.J.

- Started 17 times (10 at C, 7 at 1B)
- Pinch-hit RBI single vs. Arkansas (3/11) pivotal in win
- Hit her first career homer at Coastal (3/7)
- Went 2-for-4 with a double and an RBI vs. Winthrop (2/11)



PROFILE

GBG STATS

2012	Game Highs	Career
4 vs. Winthrop 2/11	AB	Same
2 vs. Villanova 2/19	R	Same
2 vs. Winthrop 2/11	H	Same
2 at Coastal Carolina-2 3/7	RBI	Same
1, 2x, last vs. Charlotte 3/14	2B	Same
N/A	3B	Same
1 at Coastal Carolina-2 3/7	HR	Same
1, 6x, last vs. Longwood-2 3/31	BB	Same
N/A	SB	Same

Lawrence's Season-By-Season Batting Statistics																									
Year	Avg.	GP	GS	AB	R	H	2B	3B	HR	RBI	TB	SLG	BB	HBP	K	GDP	OBP	SF	SH	SB-ATT	PO	A	E	FLD%	
2012	.157	32	17	51	3	8	2	0	1	5	13	.255	6	1	22	0	.259	0	0	0-0	80	7	6	.935	

#30 - Kaela Jackson
OF - R/R - 5-6 - R-Sr. - Morristown, Tenn.

- Hit her second career homer at No. 2/2 Alabama (4/14)
- Bases-loaded double started the scoring in the 9-1 (5) win at Kentucky (4/6)
- Posted first career homer in Arkansas win (3/10)



2012	Game Highs	Career
4 at No. 2/2 Alabama 4/14	AB	Same
1, 4x, last at No. 2/2 Alabama 4/14	R	Same
3 at No. 2/2 Alabama 4/14	H	Same
3 at Kentucky 4/6	RBI	Same
1, 4x, last at Kentucky 4/6	2B	Same
N/A	3B	N/A
1, 2x, last at No. 2/2 Alabama 4/14	HR	Same
1, 2x, last at No. 2/2 Alabama 4/15	BB	1, 4x, last at No. 2/2 Alabama 4/15/12
N/A	SB	N/A

Year	Avg.	GP	GS	AB	R	H	2B	3B	HR	RBI	TB	SLG	BB	HBP	K	GDP	OBP	SF	SH	SB-ATT	PO	A	E	FLD%
2011	.143	9	0	7	0	1	0	0	0	2	1	.143	2	0	2	0	.333	0	0	0-0	0	0	0	.000
2012	.222	32	25	63	4	14	4	0	2	10	24	.381	4	2	21	0	.290	0	2	0-0	0	0	0	.000
TOTAL	.214	41	25	70	4	15	4	0	2	12	25	.357	6	2	23	0	.295	0	2	0-0	0	0	0	.000

#33 - Katelynn Howser
P - R/R - 5-8 - Fr. - Woodstock, Ga.

- Set a new SC mark with 17 wild pitches in a single season
- Struck out 10 (and walked 8) in win vs. Presbyterian (2/26)
- Picked up her first career win vs. Winthrop (2/11) and first save vs. Cleveland State (2/12)



2012	Game Highs	Career
7.0, 3x, last vs. No. 8/7 Tennessee 4/21	IP	Same
10 vs. Presbyterian 2/26	K	Same
12 at No. 11 Georgia-2 4/11	H	Same
8 at No. 11 Georgia-2 4/11	R	Same
8 at No. 11 Georgia-1 4/11	ER	Same
8 vs. Presbyterian 2/26	BB	Same

Year	ERA	W	L	App	GS	CG	SHO	CBO	SV	IP	H	R	ER	BB	SO	2B	3B	HR	BF	B/Avg	WP	HBP	IP	SFA	SHA
2012	4.03	8	8	32	15	7	0	0	3	114.2	117	79	66	83	78	17	3	22	547	.265	17	9	2	7	6

#42 - Hannah Milks
OF - R/R - 5-5 - Jr. - Greenville, S.C.

- Started 13 games in right field
- Went 2-for-4 with a double and two RBI vs. Winthrop (2/11)



2012	Game Highs	Career
4, 3x, last vs. Presbyterian 2/25	AB	4, 21x, last vs. Presbyterian 2/26/12
2 at Winthrop 3/28	R	3, 2x, last vs. Michigan State 3/6/11
2, 2x, last vs. Winthrop 2/22	H	3, 4x, last at Arkansas 4/17/11
2 vs. Winthrop 2/11	RBI	4, at No. 11 Tennessee 3/27/11
1 vs. Winthrop 2/11	2B	1, 10x, last at Longwood-1 4/9/11
N/A	3B	N/A
N/A	HR	1, 3x, last at Arkansas 4/17/11
2 vs. LSU 3/23	BB	2, 3x, last vs. LSU 3/23/12
1, 7x, last vs. Longwood-2 3/31	SB	2, 2x, last vs. Mississippi 3/13/11

Year	Avg.	GP	GS	AB	R	H	2B	3B	HR	RBI	TB	SLG	BB	HBP	K	GDP	OBP	SF	SH	SB-ATT	PO	A	E	FLD%
2010	.234	46	39	107	14	25	3	0	0	5	28	.262	10	4	30	0	.322	0	5	3-5	22	47	8	.896
2011	.273	49	48	139	26	38	6	0	3	12	53	.381	11	2	20	0	.333	1	10	16-16	56	4	2	.968
2012	.152	42	13	46	17	7	1	0	0	3	8	.174	6	1	7	0	.264	0	6	8-10	28	0	0	1.000
TOTAL	.237	138	101	295	57	70	10	0	3	20	89	.302	27	7	59	0	.315	1	21	27-31	106	51	10	.940

#80 - Audrey Broyles
P - R/R - 5-10 - R-Jr. - Pembroke Pines, Fla.

- Struck out seven, matching her season high, without issuing a walk in Longwood win (3/31)
- Threw the most innings and pitches since her true sophomore season at that time in her first start of the year vs. Western Kentucky, a CG win (2/11)



2012	Game Highs	Career
8.0, 2x, last vs. Arkansas 3/9	IP	8.1 at Florida Atlantic, 2/28/10
7, 2x, last vs. Longwood-1 3/31	K	14 vs. College of Charleston, 2/7/09
9, 3x, last vs. No. 8/7 Tennessee 4/22	H	10 at Arkansas, 3/11/09
8 at Kentucky 4/8	R	Same
6, 3x, last at No. 2/2 Alabama 4/14	ER	6, 6x, last at No. 2/2 Alabama 4/14/12
7, 2x, last at No. 2/2 Alabama 4/14	BB	Same

Year	ERA	W	L	App	GS	CG	SHO	CBO	SV	IP	H	R	ER	BB	SO	2B	3B	HR	BF	B/Avg	WP	HBP	Ill.	SFA	SHA
2009	2.67	10	12	33	25	9	2	3	3	144.0	148	67	55	33	130	21	3	15	612	.267	2	9	0	3	13
2010	0.99	3	3	8	7	3	2	0	0	42.1	24	12	6	9	45	5	1	1	165	.161	0	0	0	0	7
2011	3.03	6	10	24	22	4	1	1	0	99.1	82	52	43	29	55	14	3	22	417	.220	2	9	1	0	6
2012	3.93	7	9	18	16	6	0	0	0	87.1	87	61	49	48	46	13	1	14	408	.259	1	10	1	2	12
TOTAL	2.87	26	34	83	70	22	5	4	3	373.0	341	192	153	119	276	53	8	52	1602	.242	5	28	2	5	38

2012 Box Score QR Links



2/10 Tennessee St.



2/11 Western Ky.



2/11 Winthrop



2/12 Cleveland St.



2/17 Providence



2/18 Ill.-Chicago



2/18 FIU



2/19 Jacksonville



2/19 Villanova



2/22 Winthrop




2/25 App. State




2/25 Presbyterian



2/25 Geo. Wash.



2/28 Chas. So. 1




2/28 Chas. So. 2



2/29 Charlotte



3/2 Portland State



3/2 Maine



3/3 UC Riverside



3/4 UC Davis




3/7 Coastal 1



3/7 Coastal 2



3/9 Arkansas



3/10 Arkansas



3/11 Arkansas




3/13 Miss. State 1



3/13 Miss. State 2



3/14 Charlotte



3/16 Florida



3/17 Florida

2012 Box Score QR Links



3/18 Florida



3/21 North Carolina




3/23 LSU




3/24 LSU



3/25 LSU




3/28 Winthrop




3/31 Longwood 1



3/31 Longwood 2



4/6 Kentucky



4/7 Kentucky



4/8 Kentucky



4/11 Georgia 1



4/11 Georgia 2



4/13 Alabama



4/14 Alabama



4/15 Alabama



4/20 Tennessee



4/21 Tennessee



4/22 Tennessee

4/27 Auburn

4/28 Auburn

4/29 Auburn

5/4 Mississippi

5/5 Mississippi

5/6 Mississippi