



# SOUTH CAROLINA VOLLEYBALL

## UPCOMING OPPONENTS

 <b>Ole Miss</b> Ole Miss (14-0) Fri., Sept. 26, 7 PM CVC <b>Series History</b> SC leads 25-15 <b>Trend</b> Teams split last 10 meetings <b>Last Time</b> SC won 3-1 (10/20/13)	 <b>UK</b> Kentucky (11-2, 1-0 SEC) Sun., Sept. 28, 1:30 PM CVC <b>Series History</b> UK leads 18-30 <b>Trend</b> UK has won 9 of last 10 <b>Last Time</b> UK won 3-0 (11/8/13)	 <b>STATE</b> at Mississippi State (5-10) Fri., Oct. 3, 8 PM Newell-Grissom Building <b>Series History</b> SC leads 28-11 <b>Trend</b> SC has won 7 of last 10 <b>Last Time</b> MSU won 3-0 (10/18/13)	 <b>AU</b> at Auburn (8-5) Sun., Oct. 5, 2:30 PM Auburn Arena <b>Series History</b> SC leads 21-14 <b>Trend</b> AU has won 7 of last 10 <b>Last Time</b> AU won 3-0 (10/27/13)
---	---	--	--

## 2014 SCHEDULE (10-2)

DATE	OPPONENT (TV)	RESULT/TIME
8/29	Gardner-Webb	W, 3-0
8/30	Jacksonville (SEC Net+)	W, 3-1
	Georgia Tech (SEC Net+)	W, 3-1
9/5	vs. Clemson#	L, 3-1
9/6	vs. Furman#	L, 3-2
	at Winthrop#	W, 3-0
9/12	at Campbell^	W, 3-0
9/13	vs. Elon^	W, 3-0
	vs. North Florida^	W, 3-1
9/19	Norfolk State& (SEC Net+)	W, 3-0
	Eastern Ky.& (SEC Net+)	W, 3-2
9/20	The Citadel& (SEC Net+)	W, 3-0
9/26	Ole Miss* (SEC Network)	7 PM
9/28	Kentucky* (SEC Net+)	1:30 PM
10/3	at Mississippi St.* (SEC Net+)	8 PM
10/5	at Auburn*	2:30 PM
10/12	at Alabama* (SEC Network)	4 PM
10/15	Florida* (ESPNU)	6 PM
10/19	Texas A&M* (SEC Net+)	1:30 PM
10/21	at Coastal Carolina	6 PM
10/24	Mississippi St.* (SEC Net+)	7 PM
10/26	Missouri* (SEC Net+)	1:30 PM
10/31	at LSU*	8 PM
11/2	at Ole Miss* (SEC Network)	2 PM
11/9	Alabama* (SEC Network)	4 PM
11/14	at Arkansas* (SEC Net+)	8 PM
11/16	Auburn* (SEC Net+)	1:30 PM
11/19	at Tennessee* (ESPNU)	6 PM
11/23	at Georgia* (SEC Net+)	1:30 PM
11/26	at Florida* (SEC Net+)	7 PM
11/29	LSU* (SEC Net+)	1:30 PM

## INSIDE

### NOTES (p. 2-12)

- ✓ South Carolina team notes (p. 2)
- ✓ Recap of last week (p. 2)
- ✓ Gamecocks in SEC, NCAA stats (p. 2)
- ✓ Carolina in SEC openers (p. 2)
- ✓ Scouting opponents (p. 2-3)
- ✓ Gamecocks on TV (p. 3)
- ✓ Sister act (p. 4)
- ✓ Double-doubles, match-by-match leaders & starters, season stats (p. 5-8)
- ✓ School records (p. 9-12)

### PERSONNEL PAGES (p. 13-30)

- ✓ Head coach Scott Swanson's bio (p. 13)
- ✓ 2014 active players' individual pages (p. 14-29)
- ✓ Spot chart (p. 30)

## 2014 ROSTER

NO	NAME	HT	POS	YR	EXP	HOMETOWN (LAST SCHOOL)
3	Dessaa Legros	5-10	MB/OH	SO	1L	Kennesaw, Ga. (Allatoona)
4	Darian Dozier	6-1	MB/RS	JR	2L	Sandy Spring, Md. (St. Johns College)
5	Taylr McNeil	6-2	OH	FR	HS	Eagan, Minn. (Eagan)
6	Sarah Blomgren	5-11	RS/OH	JR	2L	Canyon Country, Calif. (Saugus)
7	Jacqy Angermiller	6-2	MB/RS	SO	1L	Dallas, Texas (LD Bell)
8	Kellie McNeil	6-0	S	RS JR	1L	Eagan, Minn. (Minnesota)
9	Megan Kirkland	5-7	DS/Libero	SO	1L	Lugoff, S.C. (Lugoff-Elgin)
10	Mikaela Christiaansen	5-9	Libero	SR	1L	Tucson, Ariz. (Pepperdine)
11	Allie Monserez	5-9	S	FR	HS	Windermere, Fla. (Bishop Moore)
13	Caroline Cann	6-0	OH	SR	HS	Landrum, S.C. (Presbyterian)
14	Katlyn McDaniel	6-0	MB	SO	1L	Columbia, S.C. (Spring Valley)
16	KoKo Atoa-Williams	5-10	OH	SO	1L	Reno, Nev. (Bishop Manogue)
17	Elizabeth Johnbull	6-0	MB	JR	2L	Pflugerville, Texas (Connally)
18	Diara Lewis	5-11	OH	JR	TR	Columbia, S.C. (Md. Eastern Shore)
20	Abby Feruck	6-0	MB/RS	SO	1L	Atlanta, Ga. (Blessed Trinity)
21	Jordan Wilson-Talmadge	5-7	DS/Libero	SO	1L	Orlando, Fla. (First Academy)
25	Courtney McKeag	6-0	MB/OH	FR	HS	San Juan Capistrano, Calif. (San Juan Hills)

Manager: Morgan Page

All times Eastern

Home matches in **bold**

% Gamecock Invitational

# Carolina Challenge at Winthrop

^ Campbell Invitational

& Carolina Classic

\* SEC match

## GAMECOCK STAFF

Head Coach	Scott Swanson
Alma Mater	Arizona State, 1995
Overall Record (Years)	104-112 (8th)
SC Record (Years)	54-51 (4th)
Assistant Coach/Rec. Coordinator	Dottie Porch
Alma Mater	IPFW, 1998
Year at SC	1st
Assistant Coach	RJ Abella
Alma Mater	Wichita State, 2009
Year at SC	2nd
Volunteer Assistant	Shonda Cole
Director of Operations	Amanda Brungs
Graduate Assistant	Kristen Dozier

**QUICK FACTS**

<b>Location</b> .....	Columbia, S.C.
<b>Founded</b> .....	1801
<b>Enrollment</b> .....	31,964
<b>Colors</b> .....	Garnet (PMS 202C) & Black
<b>Nickname</b> .....	Gamecocks
<b>Affiliation</b> .....	NCAA Division I
<b>Conference</b> .....	Southeastern (Eastern Division)
<b>President</b> .....	Dr. Harris Pastides
<b>Athletic Director</b> .....	Ray Tanner
<b>Home Court</b> .....	Carolina Volleyball Center
<b>2013 Record</b> .....	12-19
<b>2013 Conference Record</b> .....	3-15
<b>2013 Conference Finish</b> .....	T-11th
<b>Starters Returning/Lost +Libero</b> .....	4+L/2
<b>Letterwinners Returning/Lost</b> .....	13/3
<b>Newcomers</b> .....	5

**MEDIA INFORMATION**

<b>Director of Media Relations</b> .....	Steve Fink
<b>Asst. Director/Volleyball</b> .....	Justin Holt
<b>Office Phone</b> .....	(803) 777-7872
<b>Email</b> .....	jnholt@mailbox.sc.edu
<b>Personal Phone</b> .....	(803) 447-9959
<b>Office Fax</b> .....	(803) 777-2967
<b>Department Website</b> .....	GamecocksOnline.com
<b>Dept. Facebook</b> .....	/GamecocksOnline
<b>Team Facebook</b> .....	/GamecockVolleyball
<b>Dept. Twitter</b> .....	@GamecocksOnline
<b>Team Twitter</b> .....	@GamecockVolley
<b>Mailing Address</b> .....	1304 Heyward St. Rice Athletics Center Columbia, SC 29208

**PRONUNCIATION GUIDE**

KoKo Atoa-Williams .....	Uh-TOE-uh
Sarah Blomgren .....	BLOHM-grin
Mikaela Christiaansen .....	Mi-KAY-la
Dessaa Legros .....	Luh-GROSS
Allie Monserez .....	Mohn-sir-RAY
Jordan Wilson-Talmdge .....	TAL-mehj

**ABBREVIATIONS**

When needing to abbreviate South Carolina for your scoreboard or broadcast boxes, the preferred shortenings are S. Carolina or SC. Please refrain from using USC or SCAR when referring to the University of South Carolina. Proper logos and wordmarks can be emailed for use by any media outlet upon request. Thanks.

**NOTEWORTHY****SOUTH CAROLINA AT A GLANCE**

- The Gamecocks are 10-2 on the season and are riding a seven-match winning streak, their longest winning streak since winning nine straight in 2012 (9/1-9/16).
- Carolina has lost just three sets during the winning streak and swept five matches.
- When outhitting opponents, the Gamecocks are 9-0 on the season. Carolina is outhitting opponents .251-.119 in wins and is being outhit .194-.138 in losses.
- The Gamecocks have used six different starting lineups this season.
- Junior middle blocker Darian Dozier, sophomore outside hitter KoKo Atoa-Williams and freshman outside hitter Taylr McNeil have started every match, while senior Mikaela Christiaansen has been libero all 12 matches.

**A LOOK BACK AT THE CAROLINA CLASSIC**

- South Carolina won its second straight Carolina Classic title with a 3-0 record, sweeping both Norfolk State and The Citadel and defeating Eastern Kentucky 3-2.
- The Gamecocks outhit their opponents .266-.108 on the weekend and out-blocked them 31-13.
- Senior libero Mikaela Christiaansen was named Tournament MVP after averaging four digs per set.
- Freshman setter Allie Monserez averaged 6.73 assists and 2.36 digs per set to earn a spot on the All-Tournament Team.

**GAMECOCKS IN THE SEC AND NCAA STATS**

- South Carolina is second in the SEC and ranks 21st nationally in blocks per set (2.80).
- The Gamecocks lead the SEC in opponent hitting percentage (.134).
- Carolina ranks second in the conference in digs per set (15.95).
- Junior middle blocker Darian Dozier leads the SEC and ranks eighth in the nation in blocks per set (1.61).
- Freshman outside hitter Taylr McNeil ranks fourth in the conference in kills per set (3.64) and is first among freshmen. She is also fourth in the league in points per set (4.05).
- Junior setter Kellie McNeil ranks third in the SEC in service aces per set (0.39).
- Senior libero Mikaela Christiaansen is third in the SEC in digs per set (4.23).
- Sophomore outside hitter KoKo Atoa-Williams ranks 18th in the SEC in kills (2.86) and her five double-doubles are tied for the sixth most in the league.

**HOME MATCH NOTES**

- The Gamecocks have 15 home matches on the schedule in 2014.
- Carolina is 6-0 at home this season.
- Under head coach Scott Swanson, the Gamecocks are 33-20 at home.

**CAROLINA IN SEC OPENERS**

- Friday's match vs. Ole Miss will be South Carolina's 24th SEC opener.
- The Gamecocks are 12-11 all-time in SEC openers.
- In SEC openers at home, the Gamecocks are 6-5 all-time.
- Carolina is 1-2 in SEC openers under head coach Scott Swanson.
- The Gamecocks are 1-4 in their last five SEC openers.
- South Carolina has played Ole Miss in an SEC opener only one time, a 3-0 win on Sept. 25, 1994 by the scores of 15-8, 15-11 and 15-2.

**SCOUTING OLE MISS**

- Ole Miss enters the weekend as the only undefeated team in the SEC at 14-0.
- The Rebels lead the SEC in hitting percentage (.286), kills (13.98) and assists (13.06) and are second in opponent hitting percentage (.154).
- Junior middle blocker Nakeyta Clair has led the way, ranking third in the SEC in hitting (.431), eighth in kills (3.27) and eighth in blocks (1.12).
- Sophomore setter Aubrey Edie leads the league and ranks 13th nationally in assists per set (11.40).
- Senior libero Cara Fisher has been the Rebels top back row player as she ranks seventh in the SEC in digs per set (3.98).

**SERIES HISTORY VS. OLE MISS**

- Friday's meeting will be the 41st between South Carolina and Ole Miss.
- The Gamecocks lead the all-time series 25-15.
- In the last 10 meetings, the Gamecocks are 5-5.
- South Carolina is 12-5 all-time vs. Ole Miss at home.
- Ole Miss has won the last three matches in Columbia.
- South Carolina's last home win over Ole Miss was a 3-0 victory on Oct. 23, 2009.

## AVCA POLL

NO	TEAM (1ST PLACE)	Pts	W-L	Prev
1	Stanford (53)	1492	10-0	1
2	Texas (6)	1419	8-0	2
3	Penn State	1376	12-1	3
4	Washington (1)	1336	11-0	5
5	Wisconsin	1253	9-1	4
6	Florida State	1222	11-0	6
7	Colorado State	1094	12-1	8
8	Nebraska	982	6-3	9
9	Southern California	925	7-3	10
10	Florida	909	6-3	7
11	BYU	897	9-2	12
12	North Carolina	876	9-1	13
13	Oregon	860	9-0	14
14	Kentucky	663	10-2	15
15	Purdue	628	10-2	11
16	Illinois	559	8-3	16
17	Minnesota	536	10-1	17
18	Arizona	467	11-1	20
19	Arizona State	405	10-2	18
20	UCLA	343	9-2	22
21	Loyola Marymount	323	12-0	23
22	Texas A&M	286	7-3	21
23	Kansas	175	12-2	24
24	San Diego	144	7-5	19
25	Hawai'i	61	8-3	26

RV: Duke 53; Kansas State 48; Marquette 42; Appalachian State 26; Michigan State 26; Northwestern 16; SMU 15; Iowa State 14; Wyoming 7; Oklahoma 4; Saint Louis 4; CSUN 2

Released: Sept. 22 (Week 4)

## SEC STANDINGS

Team	CONF		ALL	
	W-L	Pct.	W-L	Pct.
Alabama	1-0	1.000	13-2	.867
Kentucky	1-0	1.000	11-2	.846
Ole Miss	0-0	.000	14-0	1.000
South Carolina	0-0	.000	10-2	.833
Texas A&M	0-0	.000	8-3	.727
Florida	0-0	.000	6-3	.667
Missouri	0-0	.000	9-5	.643
Auburn	0-0	.000	8-5	.615
Tennessee	0-0	.000	7-7	.500
Arkansas	0-0	.000	6-7	.462
Mississippi State	0-0	.000	5-10	.333
Georgia	0-1	.000	8-5	.615
LSU	0-1	.000	5-5	.500

## NOTEWORTHY

## LAST TIME vs. OLE MISS - OCT. 20, 2013

- The Gamecocks defeated the Rebels in Oxford last season by the scores of 25-20, 21-25, 25-23, 25-18.
- Carolina outside hitter Juliette Thévenin led the way with 25 kills, as the Gamecocks hit .308 for the match. Sarah Blomgren added 12 kills (.455) and Darian Dozier finished with nine kills (.600).

## SCOUTING KENTUCKY

- Kentucky is 10-2 on the season.
- The Wildcats are on a four-match winning streak.
- Kentucky ranks first in the SEC in kills per set (13.98) and second in assists per set (12.79).
- Junior setter Morgan Bergren, a preseason All-SEC selection, ranks fourth in the league in assists per set (10.81).
- Junior opposite Shelby Workman has been Kentucky's top attacker as she ranks ninth in the SEC in kills per set (3.23).
- Senior libero Jackie Napper, who has earned back-to-back SEC Defensive Player of the Week honors, ranks second in the SEC in digs per set (5.08).

## SERIES HISTORY vs. KENTUCKY

- Sunday's matchup will be the 49th all-time between Kentucky and South Carolina.
- The Wildcats lead the all-time series 18-30.
- Kentucky has won nine of the last 10 meetings.
- The Gamecocks are 12-10 at home vs. Kentucky all-time.
- South Carolina's last win over the Wildcats was a 3-0 victory at the Carolina Volleyball Center on Oct. 22, 2010.

## LAST TIME vs. KENTUCKY - NOV. 8, 2013

- The Gamecocks dropped a 3-0 decision in Lexington last season by the scores of 25-17, 25-15 and 25-19.
- The Wildcats out-hit the Gamecocks .269-.061.
- Darian Dozier paced Carolina with six kills and three blocks.

## GAMECOCKS ON TV

- South Carolina is 13-17 when playing in front of a television audience. The Gamecocks have lost five-straight TV matches with their last win being a three-set victory at home over Alabama on SportSouth on Nov. 6, 2011.
- Carolina is 0-2 all-time vs. Ole Miss in televised matches.

## BLOCK PARTY

- Blocking has been a key to the Gamecocks' success this season as they lead the SEC and rank 21st nationally in blocks per set 2.80.
- Junior middle blocker Darian Dozier leads the SEC and ranks eighth in the nation in blocks per set (1.61), while sophomore middle Jacqy Angermiller ranks 10 in the league (1.10).
- South Carolina recorded 17 blocks vs. Eastern Kentucky, its most since recording 20 vs. St. Johns on Sept. 8, 2006.
- Angermiller tallied a career-high 11 blocks (all block assists) vs. Eastern Kentucky, which is tied for the second most block assists in a five-set match in school history and the fourth most total blocks in a five-set match.

## TAKING THE REINS

- With the departure of All-American outside hitter Juliette Thévenin, freshman outside hitter Taylor McNeil has filled in nicely through nine matches.
- McNeil leads the team with an average of 3.64 kills per set, which ranks fourth in the SEC and first among league freshmen.
- She is also second on the team in digs per set (2.52).
- A native of Eagan, Minn., McNeil has recorded two double-doubles, including a career-high 22 kills and 23 digs as well as five blocks vs. Furman (9/6). She is the only player in the SEC to currently have a double-double with more than 20 kills and 20 digs.

## REACHING A MILESTONE

- With a win over Elon at the Campbell Invitational on Sept. 13, South Carolina head coach Scott Swanson recorded his 100th career victory and his 50th win at South Carolina.
- Swanson is now 104-112 in his eighth season as a head coach and 54-51 in his fourth season at South Carolina. Swanson's 54 wins are the sixth most in school history.

## TEAM STAT COMPARISON

ATTACK	SC	OM	UK
Kills	544	671	671
Errors	211	217	234
Total Attacks	1474	1590	1732
Attack Pct.	.226	.286	.252
Kills/Set	12.4	14.0	14.0
<b>SET</b>			
Assists	506	627	614
Assists/Set	11.5	13.1	12.8
<b>SERVE</b>			
Aces	44	64	59
Errors	46	75	102
Aces/Set	1.0	1.3	1.2
<b>SERVE RECEPTIONS</b>			
Errors	45	39	40
Errors/Set	1.0	0.8	0.8
<b>DEFENSE</b>			
Digs	702	682	746
Digs/Set	16.0	14.2	15.5
<b>BLOCKING</b>			
Block Solo	16	28	20
Block Assist	214	182	178
Total Blocks	123.0	119.0	109.0
Blocks/Set	2.8	2.5	2.3
Block Errors	22	33	39
<b>BALL H. ERRORS</b>	<b>14</b>	<b>10</b>	<b>9</b>

## STAT LEADERS

## SOUTH CAROLINA

Kills/Set	Figure	SEC Rank
Taylr McNeil	3.64	4th
<b>Hitting Percentage</b>		
Taylr McNeil	.260	NR
<b>Assists/Set</b>		
Allie Monserez	6.88	11th
<b>Digs/Set</b>		
Mikaela Christiaansen	4.23	3rd
<b>Blocks/Set</b>		
Darian Dozier	1.61	1st

## OLE MISS

Kills/Set	Figure	SEC Rank
Nakeyta Clair	3.27	8th
<b>Hitting Percentage</b>		
Nakeyta Clair	.431	3rd
<b>Assists/Set</b>		
Aubrey Edie	11.40	1st
<b>Digs/Set</b>		
Cara Fisher	3.98	7th
<b>Blocks/Set</b>		
Nakeyta Clair	1.12	8th

## KENTUCKY

Kills/Set	Figure	SEC Rank
Shelby Workman	3.23	9th
<b>Hitting Percentage</b>		
Sara Schwarzwaldner	.314	14th
<b>Assists/Set</b>		
Morgan Bergren	10.81	4th
<b>Digs/Set</b>		
Jackie Napper	5.08	2nd
<b>Blocks/Set</b>		
Sara Schwarzwaldner	0.91	18th

## NOTEWORTHY

## TOURNAMENT SUCCESS

- South Carolina won three of its four tournaments this season, claiming titles at the Gamecock Invitational, Campbell Invitational and Carolina Classic with 3-0 records.
- Carolina went 6-0 in its home tournaments. The Gamecocks are a perfect 23-0 in home tournaments during the Scott Swanson era.
- Carolina's last loss at home in a tournament was a 3-0 setback against Lipscomb in the Gamecock Invitational on Sept. 11, 2010.

## ACCUMULATING HARDWARE

- The Gamecocks were well represented on the All-Tournament teams of the four tournaments they played in, with three MVP selections and four All-Tournament selections.
- Sophomore outside hitter KoKo Atoa-Williams was named MVP of the Gamecock Invitational, while senior libero Mikaela Christiaansen was named to the All-Tournament Team.
- At the Carolina Challenge, freshman outside hitter Taylr McNeil earned a spot on the All-Tournament Team.
- At the Campbell Invitational, McNeil was named MVP, while Atoa-Williams made the All-Tournament Team.
- Christiaansen was named MVP of the Carolina Classic, and freshman setter Allie Monserez made the All-Tournament Team.

## SOUTH CAROLINA QUICK HITS

- South Carolina is in its fourth season with head coach Scott Swanson. Last year's team went 12-19.
- The Gamecocks return 13 letter winners from a year ago, including four starters and the libero (Sarah Blomgren, Kellie McNeil, Darian Dozier, Jacqy Angermiller, Mikaela Christiaansen).
- With the departure of outside hitter Juliette Thévenin, the Gamecocks lost 33.8 percent of their production in kills. She ranked first in the SEC in both kills per set (4.57) and points per set (4.91).
- South Carolina returns middle blockers Jacqy Angermiller and Darian Dozier, who ranked seventh (1.08) and eighth (1.06), respectively, in the SEC in blocks per set.

## ROSTER BREAKDOWN

- South Carolina has three freshmen, seven sophomores, five juniors and two seniors on its roster.
- Nine states are represented on South Carolina's roster. Four players are from South Carolina, two from Georgia, Texas, Florida, California and Minnesota and one from Nevada, Maryland and Arizona.

## SISTER ACT

- The Gamecocks have two pairs of sisters involved with the program in 2014 in freshman outside hitter Taylr McNeil and junior setter Kellie McNeil and junior middle blocker Darian Dozier and graduate assistant Kristen Dozier.
- Both Taylr and Kellie McNeil were the Minnesota Gatorade Player of the Year coming out of high school.
- Kristen Dozier was a standout at Ohio State (2006-09) and went on to play professionally in Spain, Israel, Puerto Rico and Germany. She was also a member of the U.S. National Team in 2013.

## COMING HOME

- Former Gamecock great Shonda Cole joins the coaching staff this season as volunteer assistant.
- Cole played at South Carolina from 2003-06 and became the first Gamecock to earn All-America honors, earning a spot on the AVCA Honorable Mention All-America Team in 2006.
- She had a successful professional career, playing one season in Spain, six in Puerto Rico and a half season in France.
- Cole won a league championship with Pinkin de Corozal in 2010 and was named finals MVP after leading Indias de Mayaguez to the league title in 2013.

## ALL-TIME RECORDS

- South Carolina holds a 747-570 (.567) record.
- The Gamecocks are 161-215 (.428) in SEC play.
- In matches played at the Carolina Volleyball Center, South Carolina is 162-84 (.659).

## PACKING THE CVC

- South Carolina is averaging 1,350 fans per match, which ranks in the top 25 nationally in average attendance.
- The Gamecocks drew 1,711 fans for their season opener versus Gardner-Webb, the second largest crowd in CVC history.
- Carolina played in front of 1,528 fans versus Jacksonville and 1,647 fans versus Georgia Tech, the fifth and third largest crowds in CVC history, respectively.

**SC IN SEC/NCAA STATS****NCAA Team Rankings**

Category	Figure	Rank
Hitting Percentage	.226	109th
Assists/Set	11.50	173rd
Kills/Set	12.36	170th
Blocks/Set	2.80	21st
Service Aces/Set	1.00	271st
Digs/Set	15.95	56th

**SEC Team Rankings (Overall)**

Category	Figure	Rank
Hitting Percentage	.226	8th
Opp. Hitting Percentage	.134	1st
Assists/Set	11.50	10th
Kills/Set	12.36	10th
Blocks/Set	2.80	2nd
Service Aces/Set	1.00	10th
Digs/Set	15.95	2nd

**SEC Team Rankings (SEC Only)**

Category	Figure	Rank
Hitting Percentage	--	--
Opp. Hitting Percentage	--	--
Assists/Set	--	--
Kills/Set	--	--
Blocks/Set	--	--
Service Aces/Set	--	--
Digs/Set	--	--

**NCAA Individual Rankings**

Name	Figure	Rank
<b>Kills/Set</b>		
Taylr McNeil	3.64	86th
<b>Service Aces/Set</b>		
Kellie McNeil	0.39	89th
<b>Blocks/Set</b>		
Darian Dozier	1.61	8th
Jacqy Angermiller	1.10	133rd
<b>Digs/Set</b>		
Mikaela Christiaansen	4.23	119th
<b>Points/Set</b>		
Taylr McNeil	4.05	107th

**SEC Individual Rankings (Overall)**

Name	Figure	Rank
<b>Kills/Set</b>		
Taylr McNeil	3.64	4th
Koko Atoa-Williams	2.86	18th
<b>Assists/Set</b>		
Allie Monserez	6.88	11th
Kellie McNeil	5.56	13th
<b>Service Aces/Set</b>		
Kellie McNeil	0.39	3rd
<b>Blocks/Set</b>		
Darian Dozier	1.61	1st
Jacqy Angermiller	1.10	10th
<b>Digs/Set</b>		
Mikaela Christiaansen	4.23	3rd
<b>Points/Set</b>		
Taylr McNeil	4.05	4th
KoKo Atoa-Williams	3.22	20th

**SEC Individual Rankings (SEC Only)**

Name	Figure	Rank
<b>Kills/Set</b>		
N/A	--	--
<b>Assists/Set</b>		
N/A	--	--
<b>Service Aces/Set</b>		
N/A	--	--
<b>Blocks/Set</b>		
N/A	--	--
<b>Digs/Set</b>		
N/A	--	--
<b>Points/Set</b>		
N/A	--	--

**NOTEWORTHY****DOUBLE-DOUBLES**

These double-doubles have been recorded by the Gamecocks in 2014:

Player (No.)	Opponent	Date	Combination
KoKo Atoa-Williams	Jacksonville	8/30	12 kills, 10 digs
	Furman	9/6	15 kills, 15 digs
	Campbell	9/12	10 kills, 11 digs
	North Florida	9/13	11 kills, 13 digs
	Eastern Kentucky	9/19	17 kills, 10 digs
Allie Monserez	Furman	9/6	41 assists, 14 digs
	Elon	9/13	27 assists, 10 digs
Kellie McNeil	Eastern Kentucky	9/19	29 assists, 15 digs
	Georgia Tech	8/30	36 assists, 14 digs
Taylr McNeil	Clemson	9/5	23 assists, 17 digs
	Furman	9/6	22 kills, 23 digs
	Eastern Kentucky	9/19	15 kills, 12 digs

**DOUBLE-FIGURE KILLS**

The following Gamecocks reached double figures in kills in a match in 2014:

Player (No.)	Kills	Opponent	Date	
Taylr McNeil	16	Gardner-Webb	8/29	
	22	Furman	9/6	
	14	Winthrop	9/6	
	15	Campbell	9/12	
	10	Elon	9/13	
	16	North Florida	9/13	
	12	Norfolk State	9/19	
	15	Eastern Kentucky	9/19	
	15	Taylr McNeil	9/20	
	KoKo Atoa-Williams	12	Jacksonville	8/30
		18	Georgia Tech	8/30
		15	Furman	9/6
		10	Campbell	9/12
		12	Elon	9/13
		11	North Florida	9/13
		17	Eastern Kentucky	9/19
	Sarah Blomgren	13	Georgia Tech	8/30
Darian Dozier	12	Furman	9/6	

**DOUBLE-FIGURE DIGS**

The following Gamecocks reached double figures in digs in a match in 2014:

Player (No.)	Digs	Opponent	Date	
Mikaela Christiaansen	13	Gardner-Webb	8/29	
	15	Jacksonville	8/30	
	17	Georgia Tech	8/30	
	16	Clemson	9/5	
	19	Furman	9/6	
	12	Winthrop	9/6	
	20	Campbell	9/12	
	14	Elon	9/13	
	16	North Florida	9/13	
	12	Norolk State	9/19	
	18	Eastern Kentucky	9/19	
	14	The Citadel	9/20	
	KoKo Atoa-Williams	10	Jacksonville	8/30
		15	Furman	9/6
11		Campbell	9/12	
13		North Florida	9/13	
10	Eastern Kentucky	9/19		

**RECORD BREAKDOWN**

Overall .....	10-2
Conference.....	0-0
Vs. Ranked Teams .....	0-0
Home.....	6-0
Away .....	2-0
Neutral .....	2-2
August .....	3-0
September.....	7-2
October .....	0-0
November .....	0-0
December .....	0-0
Sundays.....	0-0
Mondays.....	0-0
Tuesdays .....	0-0
Wednesdays .....	0-0
Thursdays .....	0-0
Fridays .....	4-1
Saturdays .....	6-1
Winning set one .....	9-1
Losing set one.....	1-1
Winning set two .....	9-1
Losing set two.....	1-1
Winning set three .....	7-1
Losing set three.....	3-1
Winning set four .....	4-0
Losing set four .....	4-2
Three-set matches .....	6-0
Four-set matches.....	3-1
Five-set matches.....	1-1
More kills than opposition .....	6-0
Less kills than opposition .....	4-2
Kills equal.....	0-0
More hitting errors than opposition .....	1-1
Less hitting errors than opposition.....	9-1
Hitting errors equal .....	0-0
More attacks than opposition .....	0-1
Less attacks than opposition .....	10-1
Attacks equal .....	0-0
Out-hitting opposition .....	9-0
Out-hit by opposition.....	1-2
Hitting equal .....	0-0
More assists than opposition .....	5-0
Less assists than opposition .....	4-2
Assists equal.....	1-0
More aces than opposition.....	5-2
Less aces than opposition.....	4-0
Aces equal .....	1-0
More service errors than opposition .....	1-2
Less service errors than opposition .....	9-0
Service errors equal.....	0-0
More digs than opposition.....	9-0
Less digs than opposition .....	0-2
Digs equal.....	1-0
More total blocks than opposition.....	8-1
Less total blocks than opposition.....	2-1
Total blocks equal .....	0-0
More ball handling errors than opposition .....	4-0
Less ball handling errors than opposition .....	3-1
Ball handling errors equal.....	3-1

**NOTEWORTHY**

Allie Monserez	14	Furman	9/6
	10	Elon	9/13
	15	Eastern Kentucky	9/19
Kellie McNeil	14	Georgia Tech	8/30
	17	Clemson	9/5
Taylr McNeil	11	Clemson	9/5
	23	Furman	9/6
	12	Eastern Kentucky	9/19
Megan Kirkland	13	Elon	9/13
	11	The Citadel	9/20

**MATCH-BY-MATCH INDIVIDUAL LEADERS**

DATE	OPPONENT	W/L	SCORE	HIGH KILLS	HIGH ASSISTS	HIGH ACES	HIGH DIGS	HIGH BLOCKS
8/29	Gardner-Webb	W	3-0	Taylr McNeil (16)	Kellie McNeil (24)	Kellie McNeil (2)	M. Christiaansen (13)	Three players (5)
8/30	Jacksonville	W	3-1	K. Atoa-Williams (12)	Kellie McNeil (21)	M. Kirkland (3)	M. Christiaansen (15)	Darian Dozier (11)
8/30	Georgia Tech	W	3-1	K. Atoa-Williams (18)	Kellie McNeil (36)	Kellie McNeil (4)	M. Christiaansen (17)	Elizabeth Johnbull (7)
9/5	vs. Clemson	L	3-1	Sarah Blomgren (9)	Kellie McNeil (23)	Kellie McNeil (4)	Kellie McNeil (17)	Darian Dozier (5)
9/6	vs. Furman	L	3-2	Taylr McNeil (22)	Allie Monserez (41)	Allie Monserez (3)	Taylr McNeil (23)	Darian Dozier (9)
9/6	at Winthrop	W	3-0	Taylr McNeil (14)	Kellie McNeil (19)	Kellie McNeil (1)	M. Christiaansen (12)	Darian Dozier (7)
9/12	at Campbell	W	3-0	Taylr McNeil (15)	Kellie McNeil (36)	Kellie McNeil (2)	M. Christiaansen (20)	Darian Dozier (4)
9/13	vs. Elon	W	3-0	K. Atoa-Williams (12)	Allie Monserez (27)	Megan Kirkland (1)	M. Christiaansen (14)	Darian Dozier (3)
9/13	vs. North Florida	W	3-1	Taylr McNeil (16)	Allie Monserez (43)	M. Christiaansen (2)	M. Christiaansen (16)	Darian Dozier (6)
9/19	Norfolk State	W	3-0	Taylr McNeil (12)	Allie Monserez (29)	Megan Kirkland (2)	M. Christiaansen (12)	Darian Dozier (6)
9/19	Eastern Kentucky	W	3-2	K. Atoa-Williams (17)	Allie Monserez (29)	Monserez, Atoa-Williams (1)	M. Christiaansen (18)	J. Angermiller (11)
9/20	The Citadel	W	3-0	Taylr McNeil (15)	Kellie McNeil (18)	T. McNeil, Legros (1)	M. Christiaansen (14)	J. Angermiller (5)
9/26	Ole Miss							
9/28	Kentucky							
10/3	at Mississippi State							
10/5	at Auburn							
10/12	at Alabama							
10/15	Florida							
10/19	Texas A&M							
10/21	at Coastal Carolina							
10/24	Mississippi State							
10/26	Missouri							
10/31	at LSU							
11/2	at Ole Miss							
11/9	Alabama							
11/14	at Arkansas							
11/16	Auburn							
11/19	at Tennessee							
11/23	at Georgia							
11/26	at Florida							
11/29	LSU							

**SOUTH CAROLINA MATCH-BY-MATCH STARTERS**

DATE	OPPONENT	W/L	MB	OH	RS/DS	MB	S	OH	LIBERO
8/29	Gardner-Webb	W	Darian Dozier	Taylr McNeil	Sarah Blomgren	Jacqy Angermiller	Kellie McNeil	K. Atoa-Williams	M. Christiaansen
8/30	Jacksonville	W	Darian Dozier	Taylr McNeil	Sarah Blomgren	Jacqy Angermiller	Kellie McNeil	K. Atoa-Williams	M. Christiaansen
8/30	Georgia Tech	W	Darian Dozier	Taylr McNeil	Megan Kirkland	Jacqy Angermiller	Kellie McNeil	K. Atoa-Williams	M. Christiaansen
9/5	vs. Clemson	L	Darian Dozier	Taylr McNeil	Sarah Blomgren	Jacqy Angermiller	Kellie McNeil	K. Atoa-Williams	M. Christiaansen
9/6	vs. Furman	L	Darian Dozier	Taylr McNeil	Megan Kirkland	Jacqy Angermiller	Allie Monserez	K. Atoa-Williams	M. Christiaansen
9/6	at Winthrop	W	Darian Dozier	Taylr McNeil	Sarah Blomgren	Jacqy Angermiller	Allie Monserez	K. Atoa-Williams	M. Christiaansen
9/12	at Campbell	W	Darian Dozier	Taylr McNeil	Megan Kirkland	Jacqy Angermiller	Kellie McNeil	K. Atoa-Williams	M. Christiaansen
9/13	vs. Elon	W	Darian Dozier	Taylr McNeil	Sarah Blomgren	E. Johnbull	Allie Monserez	K. Atoa-Williams	M. Christiaansen
9/13	vs. North Florida	W	Darian Dozier	Taylr McNeil	Megan Kirkland	E. Johnbull	Allie Monserez	K. Atoa-Williams	M. Christiaansen
9/19	Norfolk State	W	Darian Dozier	Taylr McNeil	Sarah Blomgren	E. Johnbull	Allie Monserez	K. Atoa-Williams	M. Christiaansen
9/19	Eastern Kentucky	W	Darian Dozier	Taylr McNeil	Megan Kirkland	Jacqy Angermiller	Allie Monserez	K. Atoa-Williams	M. Christiaansen
9/20	The Citadel	W	Darian Dozier	Taylr McNeil	Megan Kirkland	Jacqy Angermiller	Allie Monserez	K. Atoa-Williams	M. Christiaansen
9/26	Ole Miss								
9/28	Kentucky								
10/3	at Mississippi State								
10/5	at Auburn								
10/12	at Alabama								
10/15	Florida								
10/19	Texas A&M								
10/21	at Coastal Carolina								
10/24	Mississippi State								
10/26	Missouri								
10/31	at LSU								
11/2	at Ole Miss								
11/9	Alabama								
11/14	at Arkansas								
11/16	Auburn								
11/19	at Tennessee								
11/23	at Georgia								
11/26	at Florida								
11/29	LSU								

## 2014 SEASON STATISTICS

Overall record: 10-2 Conf: 0-0 Home: 6-0 Away: 2-0 Neutral: 2-2

#	Player	sp	Attack				pct	Set		Serve			re	Dig		Blocking					points	
			k	k/s	e	ta		a	a/s	sa	se	sa/s		dig	dig/s	bs	ba	total	blk/s	be		bhe
5	Taylr McNeil	44	160	3.64	51	420	.260	7	0.16	4	2	0.09	8	111	2.52	4	20	24	0.55	3	0	178.0
16	KoKo Atoa-Williams	44	126	2.86	50	372	.204	5	0.11	4	6	0.09	5	102	2.32	2	19	21	0.48	4	0	141.5
4	Darian Dozier	41	70	1.71	27	200	.215	3	0.07	2	3	0.05	1	36	0.88	6	60	66	1.61	3	1	108.0
6	Sarah Blomgren	37	67	1.81	30	173	.214	3	0.08	0	1	0.00	1	20	0.54	0	21	21	0.57	4	2	77.5
8	Kellie McNeil	36	33	0.92	7	72	.361	200	5.56	14	8	0.39	0	60	1.67	0	27	27	0.75	3	5	60.5
17	Elizabeth Johnbull	27	32	1.19	14	70	.257	2	0.07	0	0	0.00	0	8	0.30	3	12	15	0.56	2	0	41.0
7	Jacqy Angermiller	31	27	0.87	15	84	.143	1	0.03	0	0	0.00	1	4	0.13	1	33	34	1.10	2	0	44.5
14	Katlyn McDaniel	14	16	1.14	4	36	.333	0	0.00	0	1	0.00	0	3	0.21	0	9	9	0.64	0	0	20.5
3	Dessaa Legros	5	5	1.00	3	13	.154	0	0.00	1	1	0.20	0	2	0.40	0	1	1	0.20	0	0	6.5
11	Allie Monserez	32	4	0.12	7	16	-.188	220	6.88	7	10	0.22	0	66	2.06	0	11	11	0.34	1	5	16.5
10	Mikael Christiaansen	44	2	0.05	0	3	.667	52	1.18	4	5	0.09	13	186	4.23	0	0	0	0.00	0	0	6.0
9	Megan Kirkland	38	1	0.03	0	4	.250	11	0.29	8	4	0.21	7	76	2.00	0	0	0	0.00	0	0	9.0
13	Caroline Cann	3	1	0.33	3	8	-.250	1	0.33	0	0	0.00	0	1	0.33	0	0	0	0.00	0	0	1.0
20	Abby Feruck	2	0	0.00	0	3	.000	0	0.00	0	0	0.00	0	0	0.00	0	1	1	0.50	0	0	0.5
21	Jord Wilson-Talmadge	23	0	0.00	0	0	.000	1	0.04	0	5	0.00	5	27	1.17	0	0	0	0.00	0	1	0.0
SOUTH CAROLINA		44	544	12.36	211	1474	.226	506	11.50	44	46	1.00	45	702	15.95	16	214	123.0	2.80	22	14	711.0
Opponents		44	526	11.95	305	1648	.134	500	11.36	45	99	1.02	44	641	14.57	11	138	80.0	1.82	12	16	651.0

Team Statistics	SC	OPP	Date	Opponent	Score	Score by set	Att.	
<b>ATTACK</b>								
Kills	544	526	%Aug 29	GARDNER-WEBB	w 3-0	25-15,25-19,25-21	1711	
Errors	211	305	%Aug 30	JACKSONVILLE	w 3-1	25-23,25-14,20-25,25-17	1528	
Total Attacks	1474	1648	%Aug 30	GEORGIA TECH	w 3-1	25-22,25-13,18-25,25-22	1647	
Attack Pct	.226	.134	#Sep 05	vs Clemson	L 1-3	25-14,16-25,17-25,16-25	173	
Kills/Set	12.4	12.0	#Sep 06	vs Furman	L 2-3	21-25,25-22,25-21,21-25,15-17	126	
<b>SET</b>								
Assists	506	500	#Sep 06	at Winthrop	w 3-0	25-20,25-18,25-22	349	
Attempts	1284	1470	^Sep 12	at Campbell	w 3-0	25-23,25-16,25-16	1248	
Assist Pct	.394	.340	^Sep 13	vs Elon	w 3-0	25-12,25-15,25-16	123	
Assists/Set	11.5	11.4	^Sep 13	vs North Florida	w 3-1	20-25,25-20,25-17,25-23	153	
<b>SERVE</b>								
Aces	44	45	&Sep 19	NORFOLK STATE	w 3-0	25-19,25-12,25-22	625	
Errors	46	99	&Sep 19	EASTERN KENTUCKY	w 3-2	25-21,22-25,23-25,25-19,15-6	1569	
Attempts	1010	868	&Sep 20	THE CITADEL	w 3-0	25-14,25-13,25-20	1017	
Serve Pct	.954	.886	% Gamecock Invitational					
Aces/Set	1.0	1.0	# Carolina Challenge					
<b>SERVE RECEPTIONS</b>								
Errors	45	44	^ Campbell Invitational					
Errors/Set	1.0	1.0	& Carolina Classic					
Attempts	740	949	Record in 3-set matches:6-0 • Record in 4-set matches:3-1 • Record in 5-set matches:1-1					
Reception Pct	.939	.954						
<b>DEFENSE</b>								
Digs	702	641						
Digs/Set	16.0	14.6						
<b>BLOCKING</b>								
Block Solo	16	11						
Block Assist	214	138						
Total Blocks	123.0	80.0						
Blocks/Set	2.8	1.8						
Block Errors	22	12						
Ball handling errors	14	16						
<b>ATTENDANCE</b>								
Total	8097	1597						
Dates/Avg Per Date	6/1350	2/798						
Neutral site #/Avg	4/144							
Current win streak	7	-						
Home win streak	6	-						



## CAREER RECORDS

## KILLS

Rank	Name (Years)	Kills
1.	Lori Rowe (1983-86)	1,855
2.	Shonda Cole (2003-06)	1,775
3.	Juliette Thévenin (2010-13)	1,590
4.	Cally Plummer (1998-02)	1,345
5.	Heather Larkin (1994-97)	1,293
6.	Amy Iannocari (1991-94)	1,231
7.	Kim DeNeve (1986-89)	1,179
8.	Ivana Kujundzic (2006-09)	1,133
9.	Berna Dwyer (1999-02)	1,107
10.	Lora Myers (1987-90)	1,100

KILLS PER SET  
(Minimum 500 Kills)

Rank	Name (Years)	(K-SP) K/S
1.	Shonda Cole (2003-06)	(1,775-417) 4.26
2.	Juliette Thévenin (2010-13)	(1,590-391) 4.07
3.	Lori Rowe (1983-86)	(1,855-507) 3.66
4.	Kori Ermigarat (1994-95)	(842-233) 3.61
5.	Cally Plummer (1998-02)	(1,345-394) 3.41
6.	Heather Larkin (1994-97)	(1,293-395) 3.27
7.	Crystal Moore (1997-99)	(754-240) 3.14
8.	Kim DeNeve (1986-89)	(1,179-381) 3.09
9.	Berna Dwyer (1999-02)	(1,107-366) 3.02
10.	Ivana Kujundzic (2006-09)	(1,133-389) 2.91

## ATTACKS

Rank	Name (Years)	Attacks
1.	Shonda Cole (2003-06)	4,181
2.	Juliette Thévenin (2010-13)	4,076
3.	Lori Rowe (1983-86)	3,874
4.	Amy Iannocari (1991-94)	3,487
5.	Cally Plummer (1998-02)	3,288
6.	Ivana Kujundzic (2006-09)	3,047
7.	Heather Larkin (1994-97)	2,958
8.	Caryn Case (1988-91)	2,936
9.	Lora Myers (1987-90)	2,825
10.	Kim DeNeve (1986-89)	2,819

HITTING PERCENTAGE  
(Minimum 1,000 Attacks)

Rank	Name (Years)	(K-E-A) Pct.
1.	Lori Rowe (1983-86)	(1,855-298-3,874) .402
2.	Ashley Edlund (1995-98)	(517-92-1,200) .354
3.	Niece Curry (2001-03)	(704-213-1,495) .328
4.	Belita Salters (2005-08)	(892-299-1,903) .312
5.	Libby Ralston (1989-92)	(699-225-1,572) .302
6.	Sam Alban (1999-02)	(844-316-1,877) .281
7.	Heather Larkin (1994-97)	(1,293-463-2,958) .281
8.	S. Pflughaupt (1986-89)	(1,093-432-2,413) .274
9.	Berna Dwyer (1999-02)	(1,107-420-2,533) .271
10.	Toni Venturini (1984-85)	(555-191-1,357) .268

## ASSISTS

Rank	Name (Years)	Assists
1.	Ashley Edlund (1995-98)	5,177
2.	Megan Hosp (1999-02)	4,689
3.	Tammy Correll (1987-90)	4,563
4.	Julie Morrison (1984-87)	3,602
5.	Jodi Thompson (1991-94)	3,237
6.	Taylor Bruns (2009-12)	2,858
7.	Shellie Higgins (1983-84)	2,544
8.	Kelly Morrow (1993-96)	2,136
9.	Bridget Denson-Dorman (2008-09)	2,044
10.	Iris Santos (2003-06)	2,040

ASSISTS PER SET  
(Minimum 500 Assists)

Rank	Name (Years)	(A-SP) A/S
1.	Megan Hosp (1999-02)	(4,689-387) 12.12
2.	Ashley Edlund (1995-98)	(5,177-430) 12.04
3.	Tammy Correll (1987-90)	(4,563-447) 10.21
4.	Shellie Higgins (1983-84)	(2,544-254) 10.02

5.	Katelyn Panzau (2003-04)	(1,857-194) 9.57
6.	B. Denson-Dorman (2008-09)	(2,044-215) 9.51
7.	Julie Morrison (1984-87)	(3,602-385) 9.36
8.	Taylor Bruns (2009-12)	(2,858-377) 7.58
9.	Jodi Thompson (1991-94)	(3,237-495) 6.54
10.	Kelly Morrow (1993-96)	(2,136-354) 6.03

## ACES

Rank	Name (Years)	Aces
1.	Cally Plummer (1998-02)	243
2.	Teri Montoya (1983-84)	214
3.	Tammy Correll (1987-90)	190
4.	Lori Rowe (1983-86)	186
5.	Jodi Thompson (1991-94)	162
6.	Megan Hosp (1999-02)	132
7.	Ashley Edlund (1995-98)	130
8.	Kim Brown (1983-84)	129
9.	Colleen McKenzie (1985-88)	119
10.	Shellie Higgins (1983-84)	116

ACES PER SET  
(Minimum 75 Aces)

Rank	Name (Years)	(A-SP) A/S
1.	Teri Montoya (1983-84)	(214-254) 0.84
2.	Cally Plummer (1998-02)	(243-394) 0.62
3.	Kim Brown (1983-84)	(129-254) 0.51
4.	Shellie Higgins (1983-84)	(116-254) 0.46
5.	Tammy Correll (1987-90)	(190-447) 0.43
6.	Lori Rowe (1983-86)	(186-507) 0.37
7.	Crystal Moore (1997-99)	(82-240) 0.34
8.	Megan Hosp (1999-02)	(132-387) 0.34
9.	Jodi Thompson (1991-94)	(162-495) 0.33
10.	Diane Mitchell (1990-93)	(89-275) 0.32

## DIGS

Rank	Name (Years)	Digs
1.	Sarah Cline (2006-09)	1,464
2.	Diane Denton (1985-88)	1,462
3.	Hannah Lawing (2007-10)	1,334
4.	Jodi Thompson (1991-94)	1,332
5.	Amy Iannocari (1991-94)	1,196
6.	Ashley Edlund (1995-98)	1,160
7.	Megan Hosp (1999-02)	1,079
8.	Shani Abshier (1994-97)	1,049
9.	Juliette Thévenin (2010-13)	1,012
10.	Paige Wheeler (2010-12)	1,001

DIGS PER SET  
(Minimum 500 Digs)

Rank	Name (Years)	(D-SP) D/S
1.	Fernanda Laires (1996-97)	(839-208) 4.03
2.	Kori Ermigarat (1994-95)	(920-233) 3.95
3.	Paige Wheeler (2010-12)	(1,001-280) 3.58
4.	Sarah Cline (2006-09)	(1,464-422) 3.47
5.	Hannah Lawing (2007-10)	(1,334-398) 3.35
6.	Crystal Moore (1997-99)	(765-240) 3.19
7.	Diane Denton (1985-88)	(1,462-477) 3.06
8.	Katie Gerst (1992-94)	(986-334) 2.95
9.	Shani Abshier (1994-97)	(1,049-357) 2.94
10.	Megan Hosp (1999-02)	(1,079-387) 2.79

## BLOCK SOLOS

Rank	Name (Years)	Block Solos
1.	Stephanie Pflughaupt (1986-89)	264
2.	Lori Rowe (1983-86)	191
3.	Amy Collinsworth (1990-93)	117
4.	Libby Ralston (1989-92)	110
5.	Jennifer Guess (1990-93)	79
6.	Heather Larkin (1994-97)	74
7.	Belita Salters (2005-08)	65
8.	Lorri Anderson (1984-85)	62
9.	Toni Venturini (1984-85)	49
10.	Megan Laughlin (2007-10)	46
	Berna Dwyer (1999-02)	46

## BLOCK ASSISTS

Rank	Name (Years)	Block Assists
1.	Stephanie Pflughaupt (1986-89)	461
2.	Lori Rowe (1983-86)	450
3.	Amy Collinsworth (1990-93)	358
4.	Heather Larkin (1994-97)	344
5.	Jennifer Guess (1990-93)	328
6.	Lori Drost (1994-97)	306
7.	Belita Salters (2005-08)	305
8.	Sam Alban (1999-02)	285
9.	Berna Dwyer (1999-02)	278
10.	Cindy Robarge (1995-98)	276

## TOTAL BLOCKS

Rank	Name (Years)	Total Blocks
1.	Stephanie Pflughaupt (1986-89)	725
2.	Lori Rowe (1983-86)	641
3.	Amy Collinsworth (1990-93)	475
4.	Heather Larkin (1994-97)	418
5.	Jennifer Guess (1990-93)	407
6.	Libby Ralston (1989-92)	383
7.	Belita Salters (2005-08)	370
8.	Lori Drost (1994-97)	349
9.	Sam Alban (1999-02)	328
10.	Berna Dwyer (1999-02)	324

BLOCKS PER SET  
(Minimum 150 Blocks)

Rank	Name (Years)	(B-SP) B/S
1.	Stephanie Pflughaupt (1986-89)	(725-455) 1.59
2.	Dee Dee Fortman (1995-97)	(248-196) 1.27
3.	Lori Rowe (1983-86)	(641-507) 1.26
4.	Sue Little (1983)	(162-131) 1.24
5.	Libby Ralston (1989-92)	(383-310) 1.24
6.	Danika Taylor (1998-99)	(238-206) 1.16
7.	Lauren Ford (2003-05)	(280-251) 1.12
8.	Heather Larkin (1994-97)	(418-395) 1.06
9.	Amy Collinsworth (1990-93)	(475-450) 1.06
10.	Lorri Anderson (1984-85)	(186-178) 1.05

## TOTAL POINTS

Rank	Name (Years)	Points
1.	Lori Rowe (1983-86)	2457.0
2.	Shonda Cole (2003-06)	2029.0
3.	Cally Plummer (1998-2002)	1749.5
4.	Juliette Thévenin (2010-13)	1,744.5
5.	Stephanie Pflughaupt (1986-89)	1679.5
6.	Heather Larkin (1994-97)	1636.0
7.	Kim DeNeve (1986-89)	1401.5
8.	Berna Dwyer (1999-2002)	1399.0
9.	Amy Iannocari (1991-94)	1386.5
10.	Ivana Kujundzic (2006-09)	1345.0

POINTS PER SET  
(Minimum 500 Points)

Rank	Name (Years)	(P-SP) P/S
1.	Shonda Cole (2003-06)	(2,029.0-417) 4.87
2.	Lori Rowe (1983-86)	(2,457.0-507) 4.85
3.	Juliette Thévenin (2010-present)	(1,744.5-391) 4.46
4.	Cally Plummer (1998-2002)	(1,749.5-362) 4.44
5.	Heather Larkin (1994-97)	(1,636.0-395) 4.14
6.	Kori Ermigarat (1994-95)	(946.5-233) 4.06
7.	Berna Dwyer (1999-2002)	(1,399.0-366) 3.82
8.	Crystal Moore (1997-99)	(892.5-240) 3.72
9.	Stephanie Pflughaupt (1986-89)	(1,679.5-455) 3.69
10.	Kim DeNeve (1986-89)	(1,401.5-381) 3.68

Note: Season statistics were not kept until 1983.

Current players in *italics*

## INDIVIDUAL MATCH RECORDS

## KILLS

## 3-SET MATCHES

Rank	Name	Opponent (Date)	Kills
1.	Shonda Cole	Georgia (11/15/2006)	27
2.	Amy Iannocari	Kentucky (10/30/1994)	23
3.	Shonda Cole	Arkansas (10/27/2006)	22
4.	Juliette Thévenin	Montana (8/26/2011)	21
	Cally Plummer	LSU (9/22/2000)	21
	Heather Larkin	North Carolina State (9/6/1997)	21
	Shani Abshier	Kentucky (11/17/1996)	21
	Lori Rowe	USF (10/7/1983)	21
	Lori Rowe	Appalachian State (9/17/1983)	21

## 4-SET MATCHES

Rank	Name	Opponent (Date)	Kills
1.	Shonda Cole	Florida (9/17/2006)	35
2.	Shonda Cole	College of Charleston (11/22/2006)	29
	Shonda Cole	Tennessee (11/12/2006)	29
4.	Hannah Lawing	Harvard (9/12/2009)	28
	Amy Iannocari	Florida (11/13/1994)	28

## 5-SET MATCHES

Rank	Name	Opponent (Date)	Kills
1.	Shonda Cole	TCU (8/25/2006)	37
2.	Shonda Cole	Auburn (9/15/2006)	36
	Shonda Cole	Clemson (8/31/2006)	36
4.	Shonda Cole	St. John's (9/8/2006)	32
	Lori Rowe	Louisville (10/28/1983)	32

## ATTACKS

## 3-SET MATCHES

Rank	Name	Opponent (Date)	Attacks
1.	Cally Plummer	Tennessee (11/3/2000)	54
2.	Amy Iannocari	Kentucky (10/30/1994)	53
3.	Shonda Cole	Kentucky (10/8/2006)	52
4.	Juliette Thévenin	Montana (8/26/2011)	50
	Kori Ermigarat	Xavier (9/1/1995)	50

## 4-SET MATCHES

Rank	Name	Opponent (Date)	Attacks
1.	Shonda Cole	Tennessee (11/12/2006)	73
2.	Shonda Cole	North Carolina (11/27/2004)	72
3.	Shonda Cole	College of Charleston (11/22/2006)	65
	Shonda Cole	Alabama (11/17/2006)	65
	Shonda Cole	Florida (9/17/2006)	65

## 5-SET MATCHES

Rank	Name	Opponent (Date)	Attacks
1.	Kori Ermigarat	Maryland (9/16/1995)	75
2.	Juliette Thévenin	Clemson (9/6/13)	73
	Juliette Thévenin	Alabama (11/16/2012)	73
	Amy Iannocari	Louisiana Tech (9/19/1992)	73
4.	Shonda Cole	Auburn (9/15/2006)	71
5.	Ivana Kujundzic	Rice (9/11/2009)	70
	Lori Rowe	Louisville (10/28/1983)	70

## HITTING PERCENTAGE

## 3-SET MATCHES (MINIMUM 15 ATTACKS)

Rank	Name	Opponent (Date)	(K-E-A) Pct.
1.	Lori Rowe	Appalachian State (9/17/1983)	(21-1-23) .870
2.	Belita Salters	Mississippi State (11/23/2008)	(15-0-19) .789
3.	Lori Rowe	East Carolina (11/12/1983)	(11-0-15) .733
	Megan Laughlin	South Carolina State (10/23/2008)	(11-0-15) .733
5.	Lori Rowe	Chattanooga (10/8/1983)	(12-0-17) .706

## 4-SET MATCHES (MINIMUM 20 ATTACKS)

Rank	Name	Opponent (Date)	(K-E-A) Pct.
1.	Berna Dwyer	LSU (10/6/2002)	(17-0-25) .680
2.	Danika Taylor	Mississippi State (9/25/1998)	(16-0-26) .615
3.	Berna Dwyer	Georgia (11/17/2002)	(19-2-29) .586
4.	Niece Curry	LSU (10/6/2002)	(21-3-31) .581
5.	Bethanie Thomas	Elon (9/3/2011)	(16-1-26) .577

## 5-SET MATCHES (MINIMUM 25 ATTACKS)

Rank	Name	Opponent (Date)	(K-E-A) Pct.
1.	Sam Alban	New Mexico (9/8/2000)	(19-3-28) .571
2.	Niece Curry	Clemson (9/10/2002)	(15-1-25) .560
3.	Belita Salters	UNLV (8/30/2008)	(21-2-35) .543
4.	Belita Salters	Rhode Island (9/5/2008)	(17-2-28) .536
5.	Meredith Moorhead	Kentucky (11/10/2006)	(15-2-25) .520

## ASSISTS

## 3-SET MATCHES

Rank	Name	Opponent (Date)	Assists
1.	Megan Hosp	LSU (9/22/2000)	64
2.	Ashley Edlund	Kentucky (10/20/1995)	59
3.	Megan Hosp	Tennessee (11/3/2000)	55
4.	Jodi Thompson	Kentucky (10/30/1994)	54
5.	Ashley Edlund	Arkansas (11/22/1997)	53
	Kelly Morrow	Appalachian State (9/24/1993)	53

## 4-SET MATCHES

Rank	Name	Opponent (Date)	Assists
1.	Megan Hosp	Arkansas (9/24/2000)	72
2.	Ashley Edlund	Mississippi State (9/27/1996)	71
3.	Ashley Edlund	Alabama (10/6/1996)	70
	Ashley Edlund	Georgia (11/12/1995)	70
5.	Megan Hosp	Auburn (10/22/1999)	69

## 5-SET MATCHES

Rank	Name	Opponent (Date)	Assists
1.	Tammy Correll	George Washington (11/12/1988)	84
2.	Julie Morrison	North Carolina State (11/7/1986)	74
3.	Megan Hosp	Northern Illinois (9/8/2000)	65
4.	Iris Santos	Auburn (10/22/2006)	64
	Megan Hosp	Michigan (9/17/1999)	64
	Ashley Edlund	Kentucky (11/5/1995)	64
	Kelly Morrow	Auburn (10/2/1994)	64

## ACES

## 3-SET MATCHES

Rank	Name	Opponent (Date)	Aces
1.	Megan Hosp	Creighton (9/7/2002)	8
	Cally Plummer	Auburn (10/11/1998)	8
3.	Ashley Edlund	Alabama (10/9/1998)	7
4.	Taylor Bruns	Alabama (11/6/2011)	6
	Lynae Vanden Hull	Auburn (10/17/2004)	6
	Megan Hosp	Auburn (9/27/2002)	6
	Berna Dwyer	Auburn (10/26/2001)	6
	Diane Mitchell	Coastal Carolina (9/10/1993)	6
	Lori Rowe	Mississippi State (9/30/1983)	6

## 4-SET MATCHES

Rank	Name	Opponent (Date)	Aces
1.	Cally Plummer	Clemson (10/10/2001)	8
	Amy Collinsworth	Jacksonville (9/6/1991)	8
3.	Jordan Bradosky	The Citadel (9/26/2010)	6
	Cally Plummer	Arkansas (10/4/2002)	6
	Cally Plummer	North Carolina (11/24/2001)	6
	Cally Plummer	Kentucky (11/8/1998)	6
	Cally Plummer	LSU (10/22/1998)	6
	Cally Plummer	Florida (10/2/1998)	6

## 5-SET MATCHES

Rank	Name	Opponent (Date)	Aces
1.	Lori Rowe	Cincinnati (10/29/1983)	9
2.	Taylor Bruns	BYU (8/28/2010)	6
	Shonda Cole	Alabama (10/1/2006)	6
	Kim DeNeve	Washington State (9/23/1988)	6
5.	Shonda Cole	LSU (9/23/2005)	5
	Katelyn Panzau	George Washington (9/20/2003)	5
	Lynae Vanden Hull	Santa Clara (9/18/2003)	5
	Cally Plummer	Clemson (9/10/2002)	5
	Cally Plummer	Michigan (9/17/1999)	5
	Dee Dee Fortman	Kentucky (10/24/1997)	5

## INDIVIDUAL MATCH RECORDS

## DIGS

## 3-SET MATCHES

Rank	Name	Opponent (Date)	Digs
1.	Kori Ermigarat	Kentucky (10/20/1995)	30
2.	Hannah Lawing	Furman (9/10/2010)	26
	Kori Ermigarat	UNC Greensboro (9/6/1995)	26
	Jodi Thompson	Mercer (9/4/1993)	26
5.	Amy Iannocari	Appalachian State (9/24/1993)	25

## 4-SET MATCHES

Rank	Name	Opponent (Date)	Digs
1.	Yajaira Cadet	North Carolina (12/6/2002)	30
	Kori Ermigarat	Georgia (11/12/1995)	30
3.	Paige Wheeler	LSU (11/13/2011)	28
	Paige Wheeler	Elon (9/3/2011)	28
	Dinelia Concepcion	Alabama (11/17/2006)	28

## 5-SET MATCHES

Rank	Name	Opponent (Date)	Digs
1.	Hannah Lawing	Mississippi State (11/13/2010)	38
2.	Sarah Cline	Arkansas (11/2/2007)	36
	Jodi Thompson	Louisiana Tech (9/19/1992)	36
4.	Shani Abshier	Maryland (9/16/1995)	33
5.	Diane Denton	Florida (10/11/1988)	32

## BLOCK SOLOS

## 3-SET MATCHES

Rank	Name	Opponent (Date)	Blocks
1.	Teresa Stenlund	Lipscomb (9/11/2010)	5
	Lori Rowe	Western Carolina (9/24/1983)	5
3.	Belita Salters	Virginia Commonwealth (8/31/2007)	4
	Belita Salters	Boston College (8/25/2007)	4
	Nicole Miller	Mercer (9/3/2005)	4
	Katie Gerst	Davidson (9/12/1994)	4
	Jennifer Guess	Mississippi State (10/3/1993)	4

## 4-SET MATCHES

Rank	Name	Opponent (Date)	Blocks
1.	Stephanie Pflughaupt	Charlotte (10/5/1988)	9
2.	Stephanie Pflughaupt	Rice (10/18/1986)	5
3.	Heather Larkin	Arkansas (10/5/1997)	4
	Katie Gerst	UNC Asheville (9/25/1993)	4
5.	<i>Darian Dozier</i>	<i>Jacksonville (8/30/2014)</i>	3
	Nicole Miller	Pittsburgh (9/2/2005)	3
	Lauren Ford	Mississippi (10/8/2004)	3
	Berna Dwyer	American (12/5/2002)	3
	Danika Taylor	Mississippi State (9/25/1998)	3
	Heather Larkin	Georgia (9/26/1997)	3
	Heather Larkin	Mississippi (9/29/1996)	3
	Lori Drost	Mississippi State (9/27/1996)	3
	Dee Dee Fortman	Alabama (10/15/1995)	3
	Heather Larkin	Georgia (9/24/1995)	3
	Stephanie Pflughaupt	Georgia (9/14/1988)	3

## 5-SET MATCHES

Rank	Name	Opponent (Date)	Blocks
1.	Juliette Thévenin	Alabama (11/16/2012)	4
	Lori Rowe	North Carolina (10/7/1983)	4
3.	Bethanie Thomas	East Tennessee State (8/25/2012)	3
	Belita Salters	LSU (10/26/2008)	3
	Megan Laughlin	LSU (10/28/2007)	3
	Megan Laughlin	Maryland (9/1/2007)	3
	Lynae Vanden Hull	Mississippi State (10/15/2006)	3
	Heather Larkin	Alabama (9/30/1994)	3
	Jennifer Guess	College of Charleston (10/20/1993)	3
	Lori Rowe	Memphis (10/14/1983)	3

## BLOCK ASSISTS

## 3-SET MATCHES

Rank	Name	Opponent (Date)	Blocks
1.	Lori Rowe	College of Charleston (10/4/1983)	11
	Lori Rowe	Western Carolina (9/24/1983)	11
3.	Dee Dee Fortman	Kentucky (10/20/2005)	9
	Dee Dee Fortman	Illinois State (12/4/1997)	9
	Jennifer Guess	Alabama (10/1/1993)	9
	Lori Rowe	Virginia Tech (11/18/1983)	9

## 4-SET MATCHES

Rank	Name	Opponent (Date)	Blocks
1.	Libby Ralston	Jacksonville (9/6/1991)	15
2.	Stephanie Pflughaupt	Georgia (9/14/1988)	13
3.	Belita Salters	North Carolina (9/10/2005)	10
	Lauren Ford	Mississippi (10/8/2004)	10
	Berna Dwyer	Georgia (11/17/2002)	10
	Berna Dwyer	Arizona State (9/6/2002)	10
	Dee Dee Fortman	Georgia (11/12/1995)	10
	Dee Dee Fortman	Tennessee (10/22/1995)	10
	Heather Larkin	Tennessee (10/14/1994)	10

## 5-SET MATCHES

Rank	Name	Opponent (Date)	Blocks
1.	Heather Larkin	Kentucky (10/7/1994)	12
2.	<i>Jacqy Angermiller</i>	<i>Eastern Kentucky (9/19/2014)</i>	11
	Crystal Johnson	St. John's (9/8/2006)	11
3.	Danika Taylor	Michigan (9/17/1999)	10
	Lori Drost	Maryland (9/16/1995)	10
	Amy Collinsworth	College of Charleston (10/20/1993)	10
	Stephanie Pflughaupt	Memphis (11/22/1986)	10
	Lori Rowe	Louisville (10/28/1983)	10
	Lori Rowe	Georgia (10/1/1983)	10

## TOTAL BLOCKS

## 3-SET MATCHES

Rank	Name	Opponent (Date)	Blocks
1.	Lori Rowe	Western Carolina (9/24/1983)	16
2.	Dee Dee Fortman	Kentucky (10/20/1995)	12
3.	Dee Dee Fortman	Illinois State (12/4/1997)	10
	Jennifer Guess	Alabama (10/1/1993)	10
	Lori Rowe	Virginia Tech (11/18/1983)	10
	Lori Rowe	USF (10/7/1983)	10

## 4-SET MATCHES

Rank	Name	Opponent (Date)	Blocks
1.	Libby Ralston	Jacksonville (9/6/1991)	16
	Stephanie Pflughaupt	Georgia (9/14/1988)	16
3.	Lauren Ford	Mississippi (10/8/2004)	13
4.	Heather Larkin	Tennessee (10/14/1994)	12
	Katie Gerst	UNC Asheville (9/25/1993)	12

## 5-SET MATCHES

Rank	Name	Opponent (Date)	Blocks
1.	Crystal Johnson	St. John's (9/8/2006)	13
2.	Heather Larkin	Kentucky (10/7/1994)	12
	Lori Rowe	Memphis (11/22/1986)	12
4.	<i>Jacqy Angermiller</i>	<i>Eastern Kentucky (9/19/2014)</i>	11
	Danika Taylor	Michigan (9/17/1999)	11
	Amy Collinsworth	College of Charleston (10/20/1993)	11
	Lori Rowe	North Carolina (10/7/1983)	11

Note: Box scores are only available from 1993 to the present. Limited historical records prior to 1993 were used to aid in the composition of individual match records as well.

Current players in *italics*

## TEAM MATCH RECORDS

## KILLS

## 3-SET MATCHES

Rank	Opponent (Date)	Kills
1.	LSU (9/22/2000)	76
2.	Tennessee (11/3/2000)	74
3.	Kentucky (10/20/1995)	69
4.	Clemson (9/16/1998)	66
	Arkansas (11/22/1997)	66

## 4-SET MATCHES

Rank	Opponent (Date)	Kills
1.	Georgia (11/12/1995)	88
2.	Arkansas (9/24/2000)	86
3.	Florida (10/31/1997)	83
4.	Florida (9/17/2006)	82
	Houston (9/16/2005)	82
	LSU (10/25/1996)	82
	Alabama (10/6/1996)	82

## 5-SET MATCHES

Rank	Opponent (Date)	Kills
1.	North Carolina State (11/7/1986)	99
2.	Arkansas (11/23/1996)	86
3.	Arkansas (11/2/2007)	85
	Georgia (11/18/2000)	85
	Northern Illinois (9/8/2000)	85
	Michigan (9/17/1999)	85

## TEAM MATCH RECORDS

## ATTACKS

## 3-SET MATCHES

Rank	Opponent (Date)	Attacks
1.	Arkansas (11/22/1997)	179
2.	Tennessee (11/3/2000)	177
3.	Mississippi State (10/8/1995)	171
4.	San Diego (9/13/2002)	166
5.	LSU (9/22/2000)	165

## 4-SET MATCHES

Rank	Opponent (Date)	Attacks
1.	USF (9/17/1994)	235
2.	Arkansas (9/24/2000)	223
3.	Kentucky (10/22/1993)	220
4.	LSU (10/25/1996)	219
5.	Mississippi State (9/27/1996)	218
	Georgia (11/12/1995)	218

## 5-SET MATCHES

Rank	Opponent (Date)	Attacks
1.	Northern Illinois (9/8/2000)	243
2.	Tennessee (11/11/2007)	241
	Maryland (9/16/1995)	241
4.	Arkansas (11/2/2007)	234
5.	Arkansas (11/23/1996)	225

## HITTING PERCENTAGE

## 3-SET MATCHES

Rank	Opponent (Date)	(K-E-A) Pct.
1.	SC State (10/23/2008)	(50-3-80) .587
2.	Liberty (9/1/2000)	(62-7-98) .561
3.	Mississippi State (11/23/2008)	(48-3-84) .536
4.	Louisville (9/26/1986)	(N/A) .530
5.	Troy (9/7/2007)	(52-6-92) .500
	Auburn (9/27/2002)	(53-8-90) .500

## 4-SET MATCHES

Rank	Opponent (Date)	(K-E-A) Pct.
1.	Mississippi State (9/25/1998)	(80-8-165) .436
2.	American (9/7/1996)	(44-7-85) .435
3.	Mississippi (10/16/2011)	(61-11-127) .394
4.	Arkansas (10/5/1997)	(73-7-170) .388
5.	North Carolina (11/24/2001)	(78-18-160) .375

## 5-SET MATCHES

Rank	Opponent (Date)	(K-E-A) Pct.
1.	Arkansas (11/23/2012)	(68-17-143) .357
2.	Kentucky (10/24/1997)	(81-17-187) .342
3.	Michigan State (9/18/2004)	(64-17-143) .329
4.	Clemson (9/10/2002)	(74-22-162) .321
5.	ETSU (8/25/2012)	(70-21-165) .297

## ASSISTS

## 3-SET MATCHES

Rank	Opponent (Date)	Assists
1.	LSU (9/22/2000)	73
2.	Tennessee (11/3/2000)	69
3.	Kentucky (10/20/1995)	63
4.	Mississippi (11/21/1997)	60
5.	Georgia (11/15/2006)	58
	Mississippi State (11/3/2002)	58

## 4-SET MATCHES

Rank	Opponent (Date)	Assists
1.	Arkansas (9/24/2000)	81
2.	Florida (9/17/2006)	76
3.	Alabama (10/6/1996)	74
4.	LSU (10/25/1996)	73
	Mississippi State (9/27/1996)	73

## 5-SET MATCHES

Rank	Opponent (Date)	Assists
1.	North Carolina State (11/7/1986)	95
2.	Arkansas (11/2/2007)	80
3.	Tennessee (11/11/2007)	79
	Northern Illinois (9/8/2000)	79
5.	Auburn (9/14/2007)	76

## ACES

## 3-SET MATCHES

Rank	Opponent (Date)	Aces
1.	Auburn (10/17/2004)	16
	Alabama (9/29/2002)	16
	Creighton (9/7/2002)	16
	Auburn (10/11/1998)	16
5.	Auburn (9/27/2002)	15
	Tennessee (10/26/1997)	15

## 4-SET MATCHES

Rank	Opponent (Date)	Aces
1.	Jacksonville (9/6/1991)	22
2.	Kentucky (11/8/1998)	16
	Arkansas (10/5/1997)	16
	Western Carolina (9/3/1993)	16
5.	Mississippi (10/12/1997)	15

## 5-SET MATCHES

Rank	Opponent (Date)	Aces
1.	Santa Clara (9/18/2003)	15
	New Mexico (9/8/2000)	15
	Washington State (9/23/1988)	15
4.	George Washington (9/20/2003)	14
5.	Indiana (9/13/2003)	13
	Michigan (9/17/1999)	13

## DIGS

## 3-SET MATCHES

Rank	Opponent (Date)	Digs
1.	Mississippi State (10/8/1995)	96
	UNC Greensboro (9/6/1995)	96
3.	Kentucky (10/30/1994)	92
4.	Appalachian State (9/24/1993)	91
5.	Mississippi State (11/17/1995)	89

## 4-SET MATCHES

Rank	Opponent (Date)	Digs
1.	Charlotte (10/26/1993)	120
2.	Mississippi State (9/27/1996)	118
3.	LSU (10/25/1996)	113
4.	Kentucky (10/22/1993)	110
5.	Mississippi State (10/22/2000)	109

## 5-SET MATCHES

Rank	Opponent (Date)	Digs
1.	Maryland (9/16/1995)	136
2.	Mississippi State (11/13/2010)	114
	George Washington (11/12/1988)	114
4.	Arkansas (11/2/2007)	108
5.	Tennessee (11/11/2007)	106
	Alabama (9/30/1994)	106

## BLOCK SOLOS

## 3-SET MATCHES

Rank	Opponent (Date)	Block Solos
1.	Mercer (9/3/2005)	9
2.	Georgia (10/24/2002)	7
3.	Lipscomb (9/11/2010)	6
	George Washington (9/11/2007)	6
	Tennessee (11/7/1997)	6
	Davidson (9/4/1995)	6

## 4-SET MATCHES

Rank	Opponent (Date)	Block Solos
1.	Charlotte (10/5/1988)	17
2.	Illinois-Chicago (9/7/1996)	12
3.	Dayton (8/29/2008)	8
	UNC Asheville (9/25/1993)	8
	Florida (9/6/1986)	8

## 5-SET MATCHES

Rank	Opponent (Date)	Block Solos
1.	Maryland (9/1/2007)	7
2.	Mississippi State (10/15/2006)	6
	Arkansas (9/25/2005)	6
	Memphis (11/22/1986)	6
5.	LSU (10/28/2007)	5

St. John's (9/8/2006)	5
Alabama (9/30/1994)	5

## BLOCK ASSISTS

## 3-SET MATCHES

Rank	Opponent (Date)	Block Assists
1.	Tennessee (11/9/2005)	28
	Kentucky (10/20/1995)	28
3.	Auburn (10/31/2003)	26
	Illinois State (12/4/1997)	26
	Mississippi State (10/8/1995)	26

## 4-SET MATCHES

Rank	Opponent (Date)	Block Assists
1.	Georgia (11/12/1995)	36
2.	Mississippi (10/8/2004)	34
3.	North Carolina (9/10/2005)	32
4.	Kentucky (10/16/1998)	30
	Tennessee (10/14/1994)	30

## 5-SET MATCHES

Rank	Opponent (Date)	Block Assists
1.	College of Charleston (9/7/1991)	41
2.	Kentucky (10/7/1994)	36
3.	Eastern Kentucky (9/19/2014)	34
	College of Charleston (10/20/1993)	34
4.	St. John's (9/8/2006)	30
5.	Santa Clara (9/18/2003)	28
	Michigan (9/17/1999)	28
	Colorado State (12/4/1998)	28
	UCF (8/31/1996)	28
	Memphis (11/22/1986)	28

## TOTAL BLOCKS

## 3-SET MATCHES

Rank	Opponent (Date)	Total Blocks
1.	Kentucky (10/20/1995)	18.0
2.	Mercer (9/3/2005)	17.0
3.	Tennessee (11/9/2005)	16.0
4.	Winthrop (11/26/2005)	14.0
	Auburn (10/31/2003)	14.0
	Illinois State (12/4/1997)	14.0
	Alabama (10/1/1993)	14.0

## 4-SET MATCHES

Rank	Opponent (Date)	Total Blocks
1.	Tennessee (10/14/1994)	22.0
2.	Mississippi (10/8/2004)	21.0
	Georgia (11/12/1995)	21.0
4.	UNC Asheville (9/25/1993)	20.0
5.	North Carolina (9/10/2005)	19.0
	American (12/5/2002)	19.0

## 5-SET MATCHES

Rank	Opponent (Date)	Total Blocks
1.	North Carolina (10/19/1988)	22.0
2.	College of Charleston (9/7/1991)	21.5
3.	College of Charleston (10/20/1993)	21.0
4.	St. John's (9/8/2006)	20.0
	Memphis (11/22/1986)	20.0

*Note: Box scores are only available from 1993 to the present. Limited historical records prior to 1993 were used to aid in the composition of individual match records as well.*



# SCOTT SWANSON

## Head Coach • Fourth Year at South Carolina

- Coached seven teams that played in the NCAA Tournament (Arizona State 1999, 2000, Minnesota 2006-10)
- Part of staff for eight All-Americans
- Recruited three top-10 classes to Minnesota

The 11th head coach in Gamecock Volleyball history, Scott Swanson looks to continue building the South Carolina program into a national contender entering his fourth season in Columbia.

Last season under Swanson's guidance, outside hitter Juliette Thévenin became just the second Gamecock in school history to earn AVCA All-American honors as she was named honorable mention All-American. Thévenin was also a first-team AVCA All-Southeast Region and All-SEC selection as she left the program ranked in the top 10 in six career categories.

Swanson guided the Gamecocks to an 18-14 record in 2012, the program's second winning season in the last decade. South Carolina got off to a program-best 13-0 start and improved its hitting percentage for a second straight season, ranking second in the SEC with a percentage of .255, an improvement of 29 points from the previous year. Outside hitter Juliette Thévenin garnered second-team All-SEC honors after she ranked second in SEC play with 4.40 kills per set and 4.81 points per set, becoming the first Gamecock since 2008 to receive an All-SEC award.

In Swanson's first season, the Gamecocks went 14-16 and improved its offensive efficiency and its backline defense under his guidance. The team led the SEC with a 16.78 digs average, the best mark in four years for the Gamecocks, and hit .226, a 45-point improvement from the 2011 season. Three times, South Carolina student-athletes garnered an SEC weekly award, with Thévenin picking up the first offensive listing and Paige Wheeler twice gaining the defensive certificate.

Swanson's teams have also proved themselves in the classroom, earning the Team Academic Award from the American Volleyball Coaches Association in 2011-12, 2012-13 and 2013-14. A total of 13 Gamecocks made the SEC Academic Honor Roll in 2013-14, 15 in 2012-13 and 13 received the honor in 2011-12. The team also claimed the department's Life Skills Team of the Year award in 2011-12, honoring the group for its academic achievements, personal development and work in the community.

Prior to his current head coaching job, Swanson spent five years on the sidelines for the Golden Gophers, helping the team to five-consecutive NCAA Tournament appearances and a 125-46 record. Three times, Minnesota finished second in the Big Ten behind perennial power Penn State. The 2009 team advanced to the national semifinals in the NCAA Tournament.

During his tenure in Minneapolis, Swanson helped the Golden Gophers become an elite blocking team. In five years, Minnesota never ranked lower than 35th in NCAA Division I in blocks. The 2007 team set a program record with 3.54 blocks per set. Five Golden Gophers earned All-America accolades during those five years, including 2009 first-team middle blocker and 2012 US National Team pool member Lauren Gibbemeyer.

Swanson also led the Gophers' recruiting efforts, posting three top-10 recruiting classes according to PrepVolleyball.com. The 2009 group earned top honors from the outlet.

The summer of 2009, Swanson spent time with USA Volleyball's A-2 Junior National Team, and he coached the USA Red team to a second-place showing in the 2008 USA Adult Open Championships.

Swanson brings in four years of head coaching experience to Columbia after his tenure at the University of Texas-El Paso. With a 50-61 career record, Swanson had the team on the brink of the NCAA Tournament in 2005, when the Miners went 21-10. Three players earned all-conference honors under Swanson's tutelage, including honorable mention All-American Kari Stacy. He also inked a high school All-American and saw his team improve in the classroom to a department-best 3.2 GPA in 2005.

Prior to UTEP, Swanson spent six years at his alma mater, Arizona State. He helped the team to two NCAA Tournament appearances during his time in Tempe and coached one second-team All-American and two Pac-10 All-Freshman Team players. Two of his Sun Devil players garnered Academic All-America certificates as well.

Swanson started his coaching career at Mountain View (Ariz.) High School, working as an assistant with the varsity team and leading his junior varsity group to a 17-1 record. As a head coach with the Arizona East Valley Juniors club, he led a 16-1s team to a national runner-up finish and earned Cactus Region Coach of the Year honors. He also served as head coach at Camelback High School before landing the job with Arizona State, where he also played club volleyball.

A graduate of ASU, Swanson is married to the former Erin Meier. The couple has two daughters, Rylee Sue and Haylen Rae.

### HEAD COACHING RECORD

Year	School	W	L	PCT	W	L	PCT	Finish
2002	UTEP	11	14	.440	6	7	.462	2nd WAC East
2003	UTEP	8	22	.267	2	11	.154	5th WAC East
2004	UTEP	10	15	.400	2	11	.154	4th WAC East
2005	UTEP	21	10	.677	10	6	.625	4th CUSA
2011	South Carolina	14	16	.467	5	15	.250	5th SEC East
2012	South Carolina	18	14	.563	6	14	.300	6th SEC East
2013	South Carolina	12	19	.387	3	15	.167	T-11th SEC
2014	South Carolina	10	2	.833	--	--	--	
<b>TOTAL</b>	<b>7+ Years</b>	<b>104</b>	<b>112</b>	<b>.481</b>	<b>34</b>	<b>79</b>	<b>.301</b>	

### ASSISTANT COACHING RECORD

Year	School	W	L	PCT	W	L	PCT	Finish
1996	Arizona State	9	15	.375	4	14	.222	8th Pac-10
1997	Arizona State	13	16	.448	4	14	.222	8th Pac-10
1998	Arizona State	11	14	.440	8	10	.444	T-5th Pac-10
1999	Arizona State	14	13	.519	10	8	.556	5th Pac-10
2000	Arizona State	18	12	.600	9	9	.500	T-5th Pac-10
2001	Arizona State	10	16	.385	5	13	.278	7th Pac-10
2006	Minnesota	26	8	.765	17	3	.850	T-2nd Big Ten
2007	Minnesota	18	13	.581	11	9	.550	T-3rd Big Ten
2008	Minnesota	27	7	.794	16	4	.800	2nd Big Ten
2009	Minnesota	28	9	.757	15	5	.750	3rd Big Ten
2010	Minnesota	26	8	.765	14	6	.700	2nd Big Ten
<b>TOTAL</b>	<b>11 Years</b>	<b>200</b>	<b>131</b>	<b>.604</b>	<b>113</b>	<b>95</b>	<b>.543</b>	

### THE SWANSON TIMELINE

#### Coaching

2011-present	Head coach, South Carolina
2006-2010	Assistant coach, associate head coach, Minnesota
2009	Assistant coach, USA Volleyball A-2 Women's Team
2002-2005	Head coach, UTEP
1996-2001	Assistant coach, associate head coach, Arizona State
1994-1995	Head coach, Camelback High School
1993-2000	Head coach, Arizona East Valley Juniors
1991-1992	Assistant coach, Mountain View High School

#### Education

1995	B.A., Family studies and human development, Arizona State
------	---



# 3 - DESSAA LEGROS

5-10 • So. • MB/OH • Kennesaw, Ga. (Allatoona)

## SEASON NOTES

- Recorded three kills and a block in first action of the season against Clemson (9/5).
- Had one kill, two digs and first career service ace against The Citadel (9/20).

## Season Highs

### Kills

3, Clemson (9/5)

### Attempts

10, Clemson (9/5)

### Hit. % (Min. 12 Att.)

N/A

### Assists

N/A

### Service Aces

1, The Citadel (9/20)

### Digs

2, The Citadel (9/20)

### Blocks Solo

N/A

### Block Assists

1, Clemson (9/5)

### Total Blocks

1, Clemson (9/5)

## Career Highs

### Kills

12, Tennessee  
(9/29/13)

### Attempts

35, Tennessee  
(9/29/13)

### Hit. % (Min. 12 Att.)

### Att.)

.667, SC State  
(8/30/13)

### Assists

2, Furman (9/7/13)

### Service Aces

1, The Citadel  
(9/20/14)

### Digs

4, Tennessee (9/29/13)

### Blocks Solo

N/A

### Block Assists

2, Georgia (10/11/13)

### Total Blocks

2, Georgia (10/11/13)

## 2014 Match-By-Match Statistics

DATE	OPP	SP	KILL	ERR	ATT	PCT	AST	SA	SE	RE	DIG	BS	BA	BE	TB	BHE	P
8/29	Gardner-Webb	--	--	--	--	--	--	--	DNP	--	--	--	--	--	--	--	--
8/30	Jacksonville	--	--	--	--	--	--	--	DNP	--	--	--	--	--	--	--	--
8/30	Georgia Tech	--	--	--	--	--	--	--	DNP	--	--	--	--	--	--	--	--
9/5	vs. Clemson	2	3	3	10	.000	0	0	1	0	0	0	1	0	1.0	0	3.5
9/6	vs. Furman	--	--	--	--	--	--	--	DNP	--	--	--	--	--	--	--	--
9/6	at Winthrop	--	--	--	--	--	--	--	DNP	--	--	--	--	--	--	--	--
9/12	at Campbell	--	--	--	--	--	--	--	DNP	--	--	--	--	--	--	--	--
9/13	vs. Elon	--	--	--	--	--	--	--	DNP	--	--	--	--	--	--	--	--
9/13	vs. North Florida	--	--	--	--	--	--	--	DNP	--	--	--	--	--	--	--	--
9/19	Norfolk State	1	1	0	2	.500	0	0	0	0	0	0	0	0	0.0	0	1.0
9/19	Eastern Kentucky	--	--	--	--	--	--	--	DNP	--	--	--	--	--	--	--	--
9/20	The Citadel	2	1	0	1	1.000	0	1	0	0	2	0	0	0	0.0	0	2.0
9/26	Ole Miss																
9/28	Kentucky																
10/3	at Mississippi State																
10/5	at Auburn																
10/12	at Alabama																
10/15	Florida																
10/19	Texas A&M																
10/21	at Coastal Carolina																
10/24	Mississippi State																
10/26	Missouri																
10/31	at LSU																
11/2	at Ole Miss																
11/9	Alabama																
11/14	at Arkansas																
11/16	Auburn																
11/19	at Tennessee																
11/23	at Georgia																
11/26	at Florida																
11/29	LSU																

## CAREER STATISTICS

YEAR	SP	MP	KILL	K/S	ERR	ATT	PCT	AST	A/S	SA	SA/S	SE	DIG	D/S	RE	BS	BA	TB	B/S	BE	BHE	P	P/S
2013	76	29	131	1.72	83	433	.111	5	0.07	0	0.00	0	30	0.39	4	0	14	14	0.18	2	0	138.0	1.82
2014	5	3	5	1.00	3	13	.154	0	0.00	1	0.20	1	2	0.40	0	0	1	1	0.20	0	0	6.5	1.20
<b>TOTAL</b>	<b>81</b>	<b>32</b>	<b>136</b>	<b>1.68</b>	<b>86</b>	<b>446</b>	<b>.112</b>	<b>5</b>	<b>0.06</b>	<b>1</b>	<b>0.01</b>	<b>1</b>	<b>32</b>	<b>0.40</b>	<b>4</b>	<b>0</b>	<b>15</b>	<b>15</b>	<b>0.19</b>	<b>2</b>	<b>0</b>	<b>144.5</b>	<b>1.78</b>



# 4 - DARIAN DOZIER

6-1 • Jr. • MB/RS • Sandy Spring, Md. (St. Johns College)

## SEASON NOTES

- Blocks per set average of 1.61 ranks first in the SEC and eighth in the nation.
- Posted career-highs in total blocks (11) and block solos (3) vs. Jacksonville (8/30).
- Recorded season-high 12 kills, nine blocks and a career-high seven digs vs. Furman (9/6).
- Had a season-best hitting percentage of .412 vs. Campbell (9/12) with eight kills on 17 attacks and just one error.
- Finished with nine kills, six blocks and four digs vs. North Florida (9/13).
- Tallied six kills on nine attempts with no attack errors (.667) vs. The Citadel (9/20).

### Season Highs

**Kills**  
12, Furman (9/6)

**Attempts**  
30, Furman (9/6)

**Hit. % (Min. 12 Att.)**

.412, Campbell (9/12)

### Assists

1, 3x, last vs.

Norfolk State (9/19)

### Service Aces

2, Furman (9/6)

### Digs

7, Furman (9/6)

### Blocks Solo

3, Jacksonville (8/30)

### Block Assists

8, 2x, last vs. Furman  
(9/6)

### Total Blocks

11, Jacksonville (8/30)

### Career Highs

**Kills**  
18, Texas A&M

(10/6/13)

### Attempts

30, Furman (9/6/14)

### Hit. % (Min. 12 Att.)

.625, Western  
Carolina (9/20/13)

### Assists

2, LSU (9/16/12)

### Service Aces

2, 2x, last vs. Furman  
(9/6/14)

### Digs

7, Furman (9/6/14)

### Blocks Solo

3, Jacksonville  
(8/30/14)

### Block Assists

8, 3x, last vs.  
Furman (9/6/14)

### Total Blocks

11, Jacksonville  
(8/30/14)

## 2014 Match-By-Match Statistics

DATE	OPP	SP	KILL	ERR	ATT	PCT	AST	SA	SE	RE	DIG	BS	BA	BE	TB	BHE	P
8/29	Gardner-Webb	3	4	1	14	.214	0	0	1	0	2	0	5	1	5.0	0	6.5
8/30	Jacksonville	4	6	4	21	.095	1	0	0	0	1	3	8	0	11.0	1	13.0
8/30	Georgia Tech	1	0	1	5	-.200	0	0	0	0	0	0	2	0	2.0	0	1.0
9/5	vs. Clemson	4	5	1	19	.211	0	0	0	0	0	0	5	0	5.0	0	7.5
9/6	vs. Furman	5	12	5	30	.233	0	2	0	0	7	1	8	0	9.0	0	19.0
9/6	at Winthrop	3	3	2	13	.077	1	0	0	0	6	0	7	0	7.0	0	6.5
9/12	at Campbell	3	8	1	17	.412	0	0	0	1	3	0	4	0	4.0	0	10.0
9/13	vs. Elon	3	5	1	17	.235	0	0	0	0	4	1	2	1	3.0	0	7.0
9/13	vs. North Florida	4	9	3	19	.316	0	0	1	0	4	1	5	1	6.0	0	12.5
9/19	Norfolk State	3	3	4	14	-.071	1	0	1	0	1	0	6	0	6.0	0	6.0
9/19	Eastern Kentucky	5	9	4	22	.227	0	0	0	0	6	0	6	0	6.0	0	12.0
9/20	The Citadel	3	6	0	9	.667	0	0	0	0	2	0	2	0	2.0	0	7.0
9/26	Ole Miss																
9/28	Kentucky																
10/3	at Mississippi State																
10/5	at Auburn																
10/12	at Alabama																
10/15	Florida																
10/19	Texas A&M																
10/21	at Coastal Carolina																
10/24	Mississippi State																
10/26	Missouri																
10/31	at LSU																
11/2	at Ole Miss																
11/9	Alabama																
11/14	at Arkansas																
11/16	Auburn																
11/19	at Tennessee																
11/23	at Georgia																
11/26	at Florida																
11/29	LSU																

## CAREER STATISTICS

YEAR	SP	MP	KILL	K/S	ERR	ATT	PCT	AST	A/S	SA	SA/S	SE	DIG	D/S	RE	BS	BA	TB	B/S	BE	BHE	P	P/S
2012	96	31	129	1.34	43	325	.265	6	0.06	0	0.00	0	24	0.25	0	7	60	67	0.70	12	0	166.0	1.73
2013	108	31	214	1.98	70	521	.276	6	0.06	8	0.07	24	64	0.59	0	8	107	115	1.06	7	4	283.5	2.62
2014	41	12	70	1.71	27	200	.215	3	0.07	2	0.05	3	36	0.88	1	6	60	66	1.61	3	1	108.0	2.63
<b>TOTAL</b>	<b>245</b>	<b>74</b>	<b>413</b>	<b>1.69</b>	<b>140</b>	<b>1046</b>	<b>.261</b>	<b>15</b>	<b>0.06</b>	<b>10</b>	<b>0.04</b>	<b>27</b>	<b>124</b>	<b>0.51</b>	<b>1</b>	<b>21</b>	<b>227</b>	<b>248</b>	<b>1.01</b>	<b>22</b>	<b>5</b>	<b>557.5</b>	<b>2.27</b>



# 5 - TAYLR MCNEIL

6-2 • Fr. • OH • Eagan, Minn. (Eagan)

## SEASON NOTES

- Named Campbell Invitational MVP after averaging 4.10 kills per set while hitting .309 and 2.10 digs per set in three matches.
- Kills per set average (3.64) ranks fourth in the SEC and first among freshmen in the league.
- Ranks 20th in the SEC in digs per set (2.52).
- Recorded a match-high 16 kills while hitting .419 and nine digs in Gamecock debut vs. Gardner-Webb (8/29).
- Posted career-highs in kills (22), digs (23) and blocks (5) vs. Furman (9/6).
- Had a career-best hitting percentage of .520 vs. The Citadel (9/20), recording 15 kills on 25 attacks and just two errors.
- She is currently the only player in the SEC to have a double-double with more than 20 kills and 20 digs.

## Season Highs

### Kills

22, Furman (9/6)

### Assists

53, Furman (9/6)

### Hit. % (Min. 12 Att.)

.520, The Citadel  
(9/20)

### Assists

4, Georgia Tech (8/30)

### Service Aces

1, 4x, last vs. The  
Citadel (9/20)

### Digs

23, Furman (9/6)

### Blocks Solo

3, Furman (9/6)

### Block Assists

5, Georgia Tech (8/30)

### Total Blocks

5, 2x, last vs. Furman  
(9/6)

## 2014 Match-By-Match Statistics

DATE	OPP	SP	KILL	ERR	ATT	PCT	AST	SA	SE	RE	DIG	BS	BA	BE	TB	BHE	P
8/29	Gardner-Webb	3	16	3	31	.419	0	0	0	0	9	0	1	0	1.0	0	16.5
8/30	Jacksonville	4	9	5	27	.148	0	1	0	0	9	0	3	0	3.0	0	11.5
8/30	Georgia Tech	4	9	4	35	.143	4	0	0	0	9	0	5	1	5.0	0	11.5
9/5	vs. Clemson	4	7	7	29	.000	0	1	1	0	11	0	0	0	0.0	0	8.0
9/6	vs. Furman	5	22	5	53	.321	0	0	0	2	23	3	2	0	5.0	0	26.0
9/6	at Winthrop	3	14	7	41	.171	1	0	0	0	6	0	1	0	1.0	0	14.5
9/12	at Campbell	3	15	4	37	.297	0	1	1	1	9	0	2	0	2.0	0	17.0
9/13	vs. Elon	3	10	2	22	.364	1	0	0	0	5	1	0	1	1.0	0	11.0
9/13	vs. North Florida	4	16	5	38	.289	0	0	0	1	7	0	0	0	0.0	0	16.0
9/19	Norfolk State	3	12	0	30	.400	0	0	0	0	4	0	1	0	1.0	0	12.5
9/19	Eastern Kentucky	5	15	7	52	.154	0	0	0	4	12	0	4	0	4.0	0	17.0
9/20	The Citadel	3	15	2	25	.520	1	1	0	0	7	0	1	1	1.0	0	16.5
9/26	Ole Miss																
9/28	Kentucky																
10/3	at Mississippi State																
10/5	at Auburn																
10/12	at Alabama																
10/15	Florida																
10/19	Texas A&M																
10/21	at Coastal Carolina																
10/24	Mississippi State																
10/26	Missouri																
10/31	at LSU																
11/2	at Ole Miss																
11/9	Alabama																
11/14	at Arkansas																
11/16	Auburn																
11/19	at Tennessee																
11/23	at Georgia																
11/26	at Florida																
11/29	LSU																

## CAREER STATISTICS

YEAR	SP	MP	KILL	K/S	ERR	ATT	PCT	AST	A/S	SA	SA/S	SE	DIG	D/S	RE	BS	BA	TB	B/S	BE	BHE	P	P/S
2014	44	12	160	3.64	51	420	.260	7	0.16	4	0.09	2	111	2.52	8	4	20	24	0.55	3	0	178.0	4.05





# 6 - SARAH BLOMGREN

5-11 • Jr. • RS/OH • Canyon Country, Calif. (Saugus)

## SEASON NOTES

- Named to Campbell Invitational All-Tournament team, averaging 1.90 kills per set.
- Matched career high with five blocks against Gardner-Webb (8/29).
- Had season-high 13 kills while hitting .385 in win over Georgia Tech (8/30).
- Hit a career-best .467 on 15 attempts vs. Campbell (9/12), finishing with eight kills and one attack error.

## Season Highs

### Kills

13, Georgia Tech (8/30)

### Attempts

27, Furman (9/6)

### Hit. % (Min. 12 Att.)

.467, Campbell (9/12)

### Assists

1, 3x, last vs.

Winthrop (9/6)

### Service Aces

N/A

### Digs

5, Gardner-Webb (8/29)

### Blocks Solo

N/A

### Block Assists

5, Gardner-Webb (8/29)

### Total Blocks

5, Gardner-Webb (8/29)

## Career Highs

### Kills

14, Winthrop (9/7/13)

### Attempts

28, 3x, last vs.

Duke (9/14/13)

### Hit. % (Min. 12 Att.)

.467, Campbell

(9/12/14)

### Assists

2, LSU (9/16/12)

### Service Aces

1, Georgia (11/10/13))

### Digs

5, 2x, last vs. Gardner-

Webb (8/29/14)

### Blocks Solo

1, 4x, last vs.

Arkansas (10/4/13)

### Block Assists

5, 4x, last vs.

Gardner-Webb (8/29/14)

### Total Blocks

5, 4x, last vs.

Gardner-Webb (8/29/14)

## 2014 Match-By-Match Statistics

DATE	OPP	SP	KILL	ERR	ATT	PCT	AST	SA	SE	RE	DIG	BS	BA	BE	TB	BHE	P
8/29	Gardner-Webb	3	6	3	15	.200	1	0	0	0	5	0	5	0	5.0	1	8.5
8/30	Jacksonville	4	4	1	11	.273	1	0	1	0	2	0	2	0	2.0	0	5.05
8/30	Georgia Tech	4	13	3	26	.385	0	0	0	0	1	0	2	1	2.0	0	14.0
9/5	vs. Clemson	4	9	4	22	.227	0	0	0	1	2	0	1	1	1.0	0	9.5
9/6	vs. Furman	5	6	6	27	.000	0	0	0	0	3	0	1	2	1.0	0	6.5
9/6	at Winthrop	3	5	2	15	.200	1	0	0	0	4	0	4	0	4.0	0	7.0
9/12	at Campbell	3	8	1	15	.467	0	0	0	0	1	0	0	0	0.0	0	8.0
9/13	vs. Elon	3	4	2	6	.333	0	0	0	0	0	0	1	0	1.0	0	4.5
9/13	vs. North Florida	4	7	4	22	.136	0	0	0	0	0	0	3	0	3.0	1	8.5
9/19	Norfolk State	1	0	0	2	.000	0	0	0	0	0	0	0	0	0.0	0	0.0
9/19	Eastern Kentucky	2	4	4	10	.000	0	0	0	0	1	0	2	0	2.0	0	5.0
9/20	The Citadel	1	1	0	2	.500	0	0	0	0	1	0	0	0	0.0	0	1.0
9/26	Ole Miss																
9/28	Kentucky																
10/3	at Mississippi State																
10/5	at Auburn																
10/12	at Alabama																
10/15	Florida																
10/19	Texas A&M																
10/21	at Coastal Carolina																
10/24	Mississippi State																
10/26	Missouri																
10/31	at LSU																
11/2	at Ole Miss																
11/9	Alabama																
11/14	at Arkansas																
11/16	Auburn																
11/19	at Tennessee																
11/23	at Georgia																
11/26	at Florida																
11/29	LSU																

## CAREER STATISTICS

YEAR	SP	MP	KILL	K/S	ERR	ATT	PCT	AST	A/S	SA	SA/S	SE	DIG	D/S	RE	BS	BA	TB	B/S	BE	BHE	P	P/S
2012	24	11	19	0.79	18	68	.015	0	0.00	0	0.00	0	2	0.08	0	1	7	8	0.33	4	0	23.5	0.96
2013	102	30	214	2.10	117	542	.179	7	0.07	1	0.01	2	36	0.35	1	5	60	65	0.64	11	0	250.0	2.45
2014	37	12	67	1.81	30	173	.214	3	0.08	0	0.00	1	20	0.54	1	0	21	21	0.57	4	2	77.5	2.08
<b>TOTAL</b>	<b>163</b>	<b>53</b>	<b>300</b>	<b>1.84</b>	<b>165</b>	<b>783</b>	<b>.172</b>	<b>10</b>	<b>0.06</b>	<b>1</b>	<b>0.01</b>	<b>3</b>	<b>58</b>	<b>0.36</b>	<b>2</b>	<b>6</b>	<b>88</b>	<b>94</b>	<b>0.58</b>	<b>19</b>	<b>2</b>	<b>351.0</b>	<b>2.15</b>



# 7 - JACQY ANGERMILLER

6-2 • So. • MB/RS • Dallas, Texas (LD Bell)

## SEASON NOTES

- Ranks 10th in the SEC in blocks per set (1.10).
- Recorded season-high five blocks against Gardner-Webb (8/29) and Winthrop (9/6).
- Posted a season-high six kills vs. Clemson (9/5).
- Tallied a career-high 11 blocks (all block assists) vs. Eastern Kentucky, which is tied for the second most block assists in a five-set match in school history and the fourth most total blocks in a five-set match.

### Season Highs

#### Kills

6, Clemson (9/6)

#### Attempts

14, Furman (9/6)

#### Hit. % (Min. 12 Att.)

.071, Furman (9/6)

#### Assists

1, Furman (9/6)

#### Service Aces

N/A

#### Digs

1, 4x, last vs. Furman (9/6)

#### Blocks Solo

1, Winthrop (9/6)

#### Block Assists

11, Eastern Kentucky (9/19)

#### Total Blocks

11, Eastern Kentucky (9/19)

### Career Highs

#### Kills

12, Western Carolina (9/20/13)

#### Attempts

26, Tennessee (9/29/13)

#### Hit. % (Min. 12 Att.)

.583, Liberty (9/13/13)

#### Assists

3, Ole Miss (10/20/13)

#### Service Aces

N/A

#### Digs

2, Tennessee (9/29/13)

#### Blocks Solo

2, 2x, last vs. Kentucky (11/8/13)

#### Block Assists

11, Eastern Kentucky (9/19/14)

#### Total Blocks

11, Eastern Kentucky (9/19/14)

## 2014 Match-By-Match Statistics

DATE	OPP	SP	KILL	ERR	ATT	PCT	AST	SA	SE	RE	DIG	BS	BA	BE	TB	BHE	P
8/29	Gardner-Webb	3	2	1	6	.167	0	0	0	0	1	0	5	0	5.0	0	4.5
8/30	Jacksonville	2	1	0	3	.333	0	0	0	0	0	0	2	0	2.0	0	2.0
8/30	Georgia Tech	4	3	1	11	.182	0	0	0	0	1	0	3	0	3.0	0	4.5
9/5	vs. Clemson	4	6	2	11	.364	0	0	0	0	1	0	1	0	1.0	0	6.5
9/6	vs. Furman	4	3	2	14	.071	1	0	0	0	1	0	1	0	1.0	0	3.5
9/6	at Winthrop	3	5	0	8	.625	0	0	0	1	0	1	4	0	5.0	0	8.0
9/12	at Campbell	1	0	4	4	-1.000	0	0	0	0	0	0	1	0	1.0	0	0.5
9/13	vs. Elon	--	--	--	--	--	--	--	DNP	--	--	--	--	--	--	--	--
9/13	vs. North Florida	--	--	--	--	--	--	--	DNP	--	--	--	--	--	--	--	--
9/19	Norfolk State	3	2	0	7	.286	0	0	0	0	0	0	0	1	0.0	0	2.0
9/19	Eastern Kentucky	5	4	4	12	.000	0	0	0	0	0	0	11	0	11.0	0	9.5
9/20	The Citadel	2	1	1	8	.000	0	0	0	0	0	0	5	1	5.0	0	3.5
9/26	Ole Miss																
9/28	Kentucky																
10/3	at Mississippi State																
10/5	at Auburn																
10/12	at Alabama																
10/15	Florida																
10/19	Texas A&M																
10/21	at Coastal Carolina																
10/24	Mississippi State																
10/26	Missouri																
10/31	at LSU																
11/2	at Ole Miss																
11/9	Alabama																
11/14	at Arkansas																
11/16	Auburn																
11/19	at Tennessee																
11/23	at Georgia																
11/26	at Florida																
11/29	LSU																

## CAREER STATISTICS

YEAR	SP	MP	KILL	K/S	ERR	ATT	PCT	AST	A/S	SA	SA/S	SE	DIG	D/S	RE	BS	BA	TB	B/S	BE	BHE	P	P/S
2013	77	24	121	1.57	50	334	.213	4	0.05	0	0.00	0	13	0.17	1	8	75	83	1.08	8	1	166.5	2.16
2014	31	10	27	0.87	15	84	.143	1	0.03	0	0.00	0	4	0.13	1	1	33	34	1.10	2	0	44.5	1.42
<b>TOTAL</b>	<b>108</b>	<b>34</b>	<b>148</b>	<b>1.37</b>	<b>65</b>	<b>418</b>	<b>.199</b>	<b>5</b>	<b>0.05</b>	<b>0</b>	<b>0.00</b>	<b>0</b>	<b>17</b>	<b>0.16</b>	<b>2</b>	<b>9</b>	<b>108</b>	<b>117</b>	<b>1.08</b>	<b>10</b>	<b>1</b>	<b>211.0</b>	<b>1.95</b>



# 8 - KELLIE MCNEIL

6-0 • RS-Jr. • S • Eagan, Minn. (Minnesota)

## SEASON NOTES

- Ranks 13th in the SEC with an average of 5.56 assists per set.
- Fourth in the conference in service aces per set (0.39).
- Matched career high with four services aces against Georgia Tech (8/30) and Clemson (9/5).
- Posted double-double with 36 assists and 14 digs against Georgia Tech (8/30).
- Recorded second double-double of the season with 23 assists and a season-high 17 digs vs. Clemson (9/5).

### Season Highs

**Kills**  
7, Georgia Tech (8/30)

### Attempts

11, Clemson (9/5)

**Hit. % (Min. 12 Att.)**

N/A

### Assists

36, 2x, last vs.

Campbell (9/12)

### Service Aces

4, 2x, last vs. Clemson  
(9/5)

### Digs

17, Clemson (9/5)

### Blocks Solo

N/A

### Block Assists

4, 4x, last vs. Eastern  
Kentucky (9/19)

### Total Blocks

4, 4x, last vs. Eastern  
Kentucky (9/19)

### Career Highs

#### Kills

8, High Point (8/31/13)

#### Attempts

16, Clemson (9/6/13)

**Hit. % (Min. 12 Att.)**

.500, Ole Miss  
(10/20/13)

#### Assists

\*61, Penn St. (11/4/11)

#### Service Aces

4, 3x, last vs.  
Georgia Tech (8/30/14)

#### Digs

20, Tennessee  
(9/29/13)

#### Blocks Solo

2, 2x, last vs.

Tennessee (9/29/13)

#### Block Assists

8, Coastal Carolina  
(10/30/13)

#### Total Blocks

9, Coastal Carolina  
(10/30/13)

\*at Minnesota

## 2014 Match-By-Match Statistics

DATE	OPP	SP	KILL	ERR	ATT	PCT	AST	SA	SE	RE	DIG	BS	BA	BE	TB	BHE	P
8/29	Gardner-Webb	3	4	1	5	.600	24	2	2	0	4	0	3	1	3.0	0	7.5
8/30	Jacksonville	4	3	0	7	.429	21	1	2	0	8	0	4	0	4.0	2	6.0
8/30	Georgia Tech	4	7	1	9	.667	36	4	2	0	14	0	4	0	4.0	0	13.0
9/5	vs. Clemson	4	3	3	11	.000	23	4	2	0	17	0	3	1	3.0	0	8.5
9/6	vs. Furman	4	3	0	7	.429	7	0	0	0	0	0	0	0	0.0	0	3.0
9/6	at Winthrop	3	2	0	7	.286	19	1	0	0	7	0	4	0	4.0	1	5.0
9/12	at Campbell	3	2	0	6	.333	36	2	0	0	5	0	2	0	2.0	1	5.0
9/13	vs. Elon	1	2	0	3	.667	2	0	0	0	1	0	0	1	0.0	0	2.0
9/13	vs. North Florida	2	1	1	4	.000	1	0	0	0	0	0	0	0	0.0	0	1.0
9/19	Norfolk State	--	--	--	--	--	--	--	DNP	--	--	--	--	--	--	--	--
9/19	Eastern Kentucky	5	2	0	5	.400	13	0	0	0	4	0	4	0	4.0	0	4.0
9/20	The Citadel	3	4	1	8	.375	18	0	0	0	0	0	3	0	3.0	1	5.5
9/26	Ole Miss																
9/28	Kentucky																
10/3	at Mississippi State																
10/5	at Auburn																
10/12	at Alabama																
10/15	Florida																
10/19	Texas A&M																
10/21	at Coastal Carolina																
10/24	Mississippi State																
10/26	Missouri																
10/31	at LSU																
11/2	at Ole Miss																
11/9	Alabama																
11/14	at Arkansas																
11/16	Auburn																
11/19	at Tennessee																
11/23	at Georgia																
11/26	at Florida																
11/29	LSU																

## CAREER STATISTICS

YEAR	SP	MP	KILL	K/S	ERR	ATT	PCT	AST	A/S	SA	SA/S	SE	DIG	D/S	RE	BS	BA	TB	B/S	BE	BHE	P	P/S
2011*	52	17	23	0.44	9	56	.250	320	6.15	13	0.25	18	64	1.23	0	1	27	28	0.54	3	7	50.5	0.97

\*at Minnesota

YEAR	SP	MP	KILL	K/S	ERR	ATT	PCT	AST	A/S	SA	SA/S	SE	DIG	D/S	RE	BS	BA	TB	B/S	BE	BHE	P	P/S
2013	82	23	78	0.95	22	198	.283	834	10.17	11	0.13	14	161	1.96	1	8	69	77	0.94	2	18	131.5	1.60
2014	36	11	33	0.92	7	72	.361	200	5.56	14	0.39	8	60	1.67	0	0	27	27	0.75	3	5	60.5	1.67
<b>TOTAL</b>	<b>118</b>	<b>34</b>	<b>111</b>	<b>0.94</b>	<b>29</b>	<b>270</b>	<b>.304</b>	<b>1034</b>	<b>8.76</b>	<b>25</b>	<b>0.21</b>	<b>22</b>	<b>221</b>	<b>1.87</b>	<b>1</b>	<b>8</b>	<b>96</b>	<b>104</b>	<b>0.88</b>	<b>5</b>	<b>23</b>	<b>192.0</b>	<b>1.63</b>



# 9 - MEGAN KIRKLAND

5-7 • So. • DS/Libero • Lugoff, S.C. (Lugoff-Elgin)

## SEASON NOTES

- Recorded a career-high three services aces against Jacksonville (8/30).
- Had eight digs and matched career high with three assists vs. Georgia Tech (8/30).
- Match career high with 13 digs vs. Elon (9/13).
- Tallied a career-high four assists to go along with seven digs vs. Eastern Kentucky (9/19).

### Season Highs

#### Kills

1, Elon (9/13)

#### Attempts

1, 3x, last vs. North Florida (9/13)

#### Hit. % (Min. 12 Att.)

N/A

#### Assists

4, Eastern Kentucky (9/19)

#### Service Aces

3, Jacksonville (8/30)

#### Digs

13, Elon (9/13)

#### Blocks Solo

N/A

#### Block Assists

N/A

#### Total Blocks

N/A

### Career Highs

#### Kills

1, 3x, last vs. Elon (9/13/14)

#### Attempts

1, 5x, last vs. North Florida (9/13/14)

#### Hit. % (Min. 12 Att.)

N/A

#### Assists

4, Eastern Kentucky (9/19/14)

#### Service Aces

3, Jacksonville (8/30/14)

#### Digs

13, 2x, last vs. Elon (9/13/14)

#### Blocks Solo

N/A

#### Block Assists

N/A

#### Total Blocks

N/A

## 2014 Match-By-Match Statistics

DATE	OPP	SP	KILL	ERR	ATT	PCT	AST	SA	SE	RE	DIG	BS	BA	BE	TB	BHE	P
8/29	Gardner-Webb	--	--	--	--	--	--	--	DNP	--	--	--	--	--	--	--	--
8/30	Jacksonville	4	0	0	0	.000	2	3	0	0	6	0	0	0	0.0	0	3.0
8/30	Georgia Tech	4	0	0	0	.000	3	0	1	0	8	0	0	0	0.0	0	0.0
9/5	vs. Clemson	3	0	0	1	.000	0	0	0	0	2	0	0	0	0.0	0	0.0
9/6	vs. Furman	5	0	0	0	.000	0	1	1	0	6	0	0	0	0.0	0	1.0
9/6	at Winthrop	3	0	0	1	.000	0	0	0	0	6	0	0	0	0.0	0	0.0
9/12	at Campbell	3	0	0	0	.000	1	0	1	0	4	0	0	0	0.0	0	0.0
9/13	vs. Elon	3	1	0	1	1.000	1	1	1	1	13	0	0	0	0.0	0	2.0
9/13	vs. North Florida	4	0	0	1	.000	0	1	0	5	8	0	0	0	0.0	0	1.0
9/19	Norfolk State	2	0	0	0	.000	0	2	0	0	5	0	0	0	0.0	0	2.0
9/19	Eastern Kentucky	4	0	0	0	.000	4	0	0	1	7	0	0	0	0.0	0	0.0
9/20	The Citadel	3	0	0	0	.000	0	0	0	0	11	0	0	0	0.0	0	0.0
9/26	Ole Miss																
9/28	Kentucky																
10/3	at Mississippi State																
10/5	at Auburn																
10/12	at Alabama																
10/15	Florida																
10/19	Texas A&M																
10/21	at Coastal Carolina																
10/24	Mississippi State																
10/26	Missouri																
10/31	at LSU																
11/2	at Ole Miss																
11/9	Alabama																
11/14	at Arkansas																
11/16	Auburn																
11/19	at Tennessee																
11/23	at Georgia																
11/26	at Florida																
11/29	LSU																

## CAREER STATISTICS

YEAR	SP	MP	KILL	K/S	ERR	ATT	PCT	AST	A/S	SA	SA/S	SE	DIG	D/S	RE	BS	BA	TB	B/S	BE	BHE	P	P/S
2013	36	17	2	0.06	0	3	.667	7	0.19	3	0.08	8	39	1.08	7	0	0	0	0.00	0	0	5.0	0.14
2014	38	11	1	0.03	0	4	.250	11	0.29	8	0.21	4	76	2.00	7	0	0	0	0.00	0	0	9.0	0.24
<b>TOTAL</b>	<b>74</b>	<b>28</b>	<b>3</b>	<b>0.04</b>	<b>0</b>	<b>7</b>	<b>.429</b>	<b>18</b>	<b>0.24</b>	<b>11</b>	<b>0.15</b>	<b>12</b>	<b>115</b>	<b>1.55</b>	<b>14</b>	<b>0</b>	<b>0</b>	<b>0</b>	<b>0.00</b>	<b>0</b>	<b>0</b>	<b>14.0</b>	<b>0.19</b>



# 10 - MICHAELA CHRISTIAANSEN

## 5-9 • Sr. • Libero • Tucson, Ariz. (Pepperdine)

### SEASON NOTES

- Named Carolina Classic MVP after averaging 4.00 digs per set for the tournament.
- Ranks third in the SEC in digs, averaging 4.23 per set.
- Posted season-high 20 digs vs. Campbell (9/12).
- Averaged 4.80 digs per set at the Campbell Invitational.
- Has reached double figures in digs in all 12 matches.

### Season Highs

#### Kills

1, 2x, last vs. The Citadel (9/20)

#### Attempts

2, Campbell (9/12)

#### Hit. % (Min. 12 Att.)

N/A

#### Assists

9, Elon (9/13)

#### Service Aces

2, North Florida (9/13)

#### Digs

20, Campbell (9/12)

#### Blocks Solo

N/A

#### Block Assists

N/A

#### Total Blocks

N/A

### Career Highs

#### Kills

2, Kentucky (11/8/13)

#### Attempts

17, Kentucky (11/8/13)

#### Hit. % (Min. 12 Att.)

-.059

#### Assists

28, Arkansas (11/22/13)

#### Service Aces

\*4, Ole Miss (8/27/11)

#### Digs

\*27, Miami (9/3/11)

#### Blocks Solo

N/A

#### Block Assists

1, 2x, last vs. Kentucky (11/8/13)

#### Total Blocks

1, 2x, last vs. Kentucky (11/8/13)

\*at Pepperdine

### 2014 Match-By-Match Statistics

DATE	OPP	SP	KILL	ERR	ATT	PCT	AST	SA	SE	RE	DIG	BS	BA	BE	TB	BHE	P
8/29	Gardner-Webb	3	0	0	0	.000	2	0	0	0	13	0	0	0	0.0	0	0.0
8/30	Jacksonville	4	0	0	0	.000	5	0	1	1	15	0	0	0	0.0	0	0.0
8/30	Georgia Tech	4	0	0	0	.000	5	1	1	0	17	0	0	0	0.0	0	1.0
9/5	vs. Clemson	4	0	0	0	.000	2	0	0	1	16	0	0	0	0.0	0	0.0
9/6	vs. Furman	5	0	0	0	.000	7	1	1	1	19	0	0	0	0.0	0	1.0
9/6	at Winthrop	3	0	0	0	.000	2	0	0	2	12	0	0	0	0.0	0	0.0
9/12	at Campbell	3	1	0	2	.500	3	0	0	2	20	0	0	0	0.0	0	1.0
9/13	vs. Elon	3	0	0	0	.000	9	0	0	0	14	0	0	0	0.0	0	0.0
9/13	vs. North Florida	4	0	0	0	.000	4	2	1	5	16	0	0	0	0.0	0	2.0
9/19	Norfolk State	3	0	0	0	.000	4	0	0	0	12	0	0	0	0.0	0	0.0
9/19	Eastern Kentucky	5	0	0	0	.000	6	0	0	0	18	0	0	0	0.0	0	0.0
9/20	The Citadel	3	1	0	1	1.000	3	0	1	1	14	0	0	0	0.0	0	1.0
9/26	Ole Miss																
9/28	Kentucky																
10/3	at Mississippi State																
10/5	at Auburn																
10/12	at Alabama																
10/15	Florida																
10/19	Texas A&M																
10/21	at Coastal Carolina																
10/24	Mississippi State																
10/26	Missouri																
10/31	at LSU																
11/2	at Ole Miss																
11/9	Alabama																
11/14	at Arkansas																
11/16	Auburn																
11/19	at Tennessee																
11/23	at Georgia																
11/26	at Florida																
11/29	LSU																

### CAREER STATISTICS

YEAR	SP	MP	KILL	K/S	ERR	ATT	PCT	AST	A/S	SA	SA/S	SE	DIG	D/S	RE	BS	BA	TB	B/S	BE	BHE	P	P/S
2011*	120	32	0	0.00	0	2	.000	31	0.26	19	0.16	12	267	2.22	22	0	0	0	0.00	0	0	19.0	0.16
2012*	119	32	1	0.01	0	5	.200	66	0.55	12	0.10	20	397	3.34	32	0	1	1	0.01	0	1	13.5	0.11
<b>TOTAL</b>	<b>239</b>	<b>64</b>	<b>1</b>	<b>0.01</b>	<b>0</b>	<b>7</b>	<b>.143</b>	<b>97</b>	<b>0.41</b>	<b>31</b>	<b>0.13</b>	<b>32</b>	<b>664</b>	<b>2.78</b>	<b>54</b>	<b>0</b>	<b>1</b>	<b>1</b>	<b>0.01</b>	<b>0</b>	<b>1</b>	<b>32.5</b>	<b>0.14</b>

\*at Pepperdine

YEAR	SP	MP	KILL	K/S	ERR	ATT	PCT	AST	A/S	SA	SA/S	SE	DIG	D/S	RE	BS	BA	TB	B/S	BE	BHE	P	P/S
2013	108	31	5	0.05	4	27	.037	127	1.18	18	0.17	20	386	3.57	30	0	1	1	0.01	0	5	23.5	0.21
2014	44	12	2	0.05	0	3	.667	52	1.18	4	0.09	5	186	4.23	13	0	0	0	0.00	0	0	6.0	0.14
<b>TOTAL</b>	<b>152</b>	<b>43</b>	<b>7</b>	<b>0.05</b>	<b>4</b>	<b>30</b>	<b>.100</b>	<b>179</b>	<b>1.18</b>	<b>22</b>	<b>0.14</b>	<b>25</b>	<b>572</b>	<b>3.76</b>	<b>43</b>	<b>0</b>	<b>1</b>	<b>1</b>	<b>0.01</b>	<b>0</b>	<b>5</b>	<b>29.5</b>	<b>0.19</b>



# 11 - ALLIE MONSEREZ

## 5-9 • Fr. • S • Windermere, Fla. (Bishop Moore)

### SEASON NOTES

- Recorded four assists and three digs in Gamecock debut vs. Gardner-Webb (8/29).
- Posted first-career double-double with 41 assists, 14 digs, five blocks and three aces vs. Furman (9/6).
- Distributed a career-high 43 assists vs. North Florida (9/13).
- Named to Carolina Classic All-Tournament Team after averaging 6.73 assists and 2.36 digs per set.
- Recorded third double-double of the season with 29 assists and a career-high 15 digs.

### Season Highs

#### Kills

2, Elon (9/13)

#### Attempts

4, Elon (9/13)

#### Hit. % (Min. 12 Att.)

N/A

#### Assists

43, North Florida  
(9/13)

#### Service Aces

3, Furman (9/6)

#### Digs

15, Eastern Kentucky  
(9/19)

#### Blocks Solo

N/A

#### Block Assists

5, Furman (9/6)

#### Total Blocks

5, Furman (9/6)

### 2014 Match-By-Match Statistics

DATE	OPP	SP	KILL	ERR	ATT	PCT	AST	SA	SE	RE	DIG	BS	BA	BE	TB	BHE	P
8/29	Gardner-Webb	2	0	0	0	.000	4	0	0	0	3	0	0	0	0.0	0	0.0
8/30	Jacksonville	1	0	2	2	-1.000	9	0	0	0	0	0	1	0	1.0	0	0.5
8/30	Georgia Tech	1	0	1	1	-1.000	0	0	0	0	0	0	0	0	0.0	0	0.0
9/5	vs. Clemson	3	0	0	0	.000	9	1	0	0	3	0	0	0	0.0	0	1.0
9/6	vs. Furman	5	0	0	0	.000	41	3	2	0	14	0	5	0	5.0	1	5.5
9/6	at Winthrop	1	1	0	1	1.000	9	0	1	0	1	0	0	0	0.0	0	1.0
9/12	at Campbell	1	0	0	0	.000	4	0	0	0	2	0	0	0	0.0	0	0.0
9/13	vs. Elon	3	2	0	4	.500	27	0	1	0	10	0	1	0	1.0	1	2.5
9/13	vs. North Florida	4	0	2	3	-.667	43	1	1	0	7	0	2	0	2.0	1	2.0
9/19	Norfolk State	3	1	0	2	.500	29	1	1	0	6	0	2	1	2.0	1	3.0
9/19	Eastern Kentucky	5	0	2	2	-1.000	29	1	3	0	15	0	0	0	0.0	1	1.0
9/20	The Citadel	3	0	0	1	.000	16	0	1	0	5	0	0	0	0.0	0	0.0
9/26	Ole Miss																
9/28	Kentucky																
10/3	at Mississippi State																
10/5	at Auburn																
10/12	at Alabama																
10/15	Florida																
10/19	Texas A&M																
10/21	at Coastal Carolina																
10/24	Mississippi State																
10/26	Missouri																
10/31	at LSU																
11/2	at Ole Miss																
11/9	Alabama																
11/14	at Arkansas																
11/16	Auburn																
11/19	at Tennessee																
11/23	at Georgia																
11/26	at Florida																
11/29	LSU																

### CAREER STATISTICS

YEAR	SP	MP	KILL	K/S	ERR	ATT	PCT	AST	A/S	SA	SA/S	SE	DIG	D/S	RE	BS	BA	TB	B/S	BE	BHE	P	P/S
2014	32	12	4	0.12	7	16	-.188	220	6.88	7	0.22	10	66	2.06	0	0	11	11	0.34	1	5	16.5	0.50



# 13 - CAROLINE CANN

6-0 • Sr. • OH • Landrum, S.C. (Presbyterian)

## SEASON NOTES

- Saw first career action vs. Clemson (9/5).
- Recorded first kill as a Gamecock vs. Elon (9/13).

## Season Highs

### Kills

1, Elon (9/13)

### Attempts

5, The Citadel (9/20)

### Hit. % (Min. 12 Att.)

N/A

### Assists

1, The Citadel (9/20)

### Service Aces

N/A

### Digs

1, Elon (9/13)

### Blocks Solo

N/A

### Block Assists

N/A

### Total Blocks

N/A

## 2014 Match-By-Match Statistics

DATE	OPP	SP	KILL	ERR	ATT	PCT	AST	SA	SE	RE	DIG	BS	BA	BE	TB	BHE	P
8/29	Gardner-Webb	--	--	--	--	--	--	--	DNP	--	--	--	--	--	--	--	--
8/30	Jacksonville	--	--	--	--	--	--	--	DNP	--	--	--	--	--	--	--	--
8/30	Georgia Tech	--	--	--	--	--	--	--	DNP	--	--	--	--	--	--	--	--
9/5	vs. Clemson	1	0	1	1	-1.000	0	0	0	0	0	0	0	0	0.0	0	0.0
9/6	vs. Furman	--	--	--	--	--	--	--	DNP	--	--	--	--	--	--	--	--
9/6	at Winthrop	--	--	--	--	--	--	--	DNP	--	--	--	--	--	--	--	--
9/12	at Campbell	--	--	--	--	--	--	--	DNP	--	--	--	--	--	--	--	--
9/13	vs. Elon	1	1	1	2	.000	0	0	0	0	1	0	0	0	0.0	0	1.0
9/13	vs. North Florida	--	--	--	--	--	--	--	DNP	--	--	--	--	--	--	--	--
9/19	Norfolk State	--	--	--	--	--	--	--	DNP	--	--	--	--	--	--	--	--
9/19	Eastern Kentucky	--	--	--	--	--	--	--	DNP	--	--	--	--	--	--	--	--
9/20	The Citadel	1	0	1	5	-.200	1	0	0	0	0	0	0	0	0.0	0	0.0
9/26	Ole Miss																
9/28	Kentucky																
10/3	at Mississippi State																
10/5	at Auburn																
10/12	at Alabama																
10/15	Florida																
10/19	Texas A&M																
10/21	at Coastal Carolina																
10/24	Mississippi State																
10/26	Missouri																
10/31	at LSU																
11/2	at Ole Miss																
11/9	Alabama																
11/14	at Arkansas																
11/16	Auburn																
11/19	at Tennessee																
11/23	at Georgia																
11/26	at Florida																
11/29	LSU																

## CAREER STATISTICS

YEAR	SP	MP	KILL	K/S	ERR	ATT	PCT	AST	A/S	SA	SA/S	SE	DIG	D/S	RE	BS	BA	TB	B/S	BE	BHE	P	P/S
2014	3	3	1	0.33	3	8	-.250	1	0.33	0	0.00	0	1	0.33	0	0	0	0	0.00	0	0	1.0	0.33



# 14 - KATLYN MCDANIEL

**6-0 • So. • MB • Columbia, S.C. (Spring Valley)**

## SEASON NOTES

- Recorded career highs in kills (7), hitting percentage (.500) and blocks (3) vs. Norfolk State (9/19).
- Tallied six kills and three blocks vs. Eastern Kentucky (9/19).

## Season Highs

### Kills

7, Norfolk State (9/19)

### Attempts

13, Eastern Kentucky (9/19)

### Hit. % (Min. 12 Att.)

.500, Norfolk State (9/19)

### Assists

N/A

### Service Aces

N/A

### Digs

2, The Citadel (9/20)

### Blocks Solo

N/A

### Block Assists

3, 2x, last vs. Eastern Kentucky (9/19)

### Total Blocks

3, 2x, last vs. Eastern Kentucky (9/19)

## Career Highs

### Kills

7, Norfolk State (9/19/14)

### Attempts

13, Eastern Kentucky (9/19/14)

### Hit. % (Min. 12 Att.)

.500, Norfolk State (9/19/14)

### Assists

N/A

### Service Aces

1, Clemson (9/6/13)

### Digs

1, 3x, last vs. Furman (9/6/14)

### Blocks Solo

N/A

### Block Assists

3, 3x, last vs. Eastern Kentucky (9/19/14)

### Total Blocks

3, 3x, last vs. Eastern Kentucky (9/19/14)

## 2014 Match-By-Match Statistics

DATE	OPP	SP	KILL	ERR	ATT	PCT	AST	SA	SE	RE	DIG	BS	BA	BE	TB	BHE	P
8/29	Gardner-Webb	--	--	--	--	--	--	--	DNP	--	--	--	--	--	--	--	--
8/30	Jacksonville	--	--	--	--	--	--	--	DNP	--	--	--	--	--	--	--	--
8/30	Georgia Tech	--	--	--	--	--	--	--	DNP	--	--	--	--	--	--	--	--
9/5	vs. Clemson	1	0	0	0	.000	0	0	0	0	0	0	0	0	0.0	0	0.0
9/6	vs. Furman	2	0	1	3	-.333	0	0	1	0	1	0	1	0	1.0	0	0.5
9/6	at Winthrop	--	--	--	--	--	--	--	DNP	--	--	--	--	--	--	--	--
9/12	at Campbell	--	--	--	--	--	--	--	DNP	--	--	--	--	--	--	--	--
9/13	vs. Elon	2	2	0	5	.400	0	0	0	0	0	0	0	0	0.0	0	2.0
9/13	vs. North Florida	--	--	--	--	--	--	--	DNP	--	--	--	--	--	--	--	--
9/19	Norfolk State	3	7	1	12	.500	0	0	0	0	0	3	0	3.0	0	8.5	
9/19	Eastern Kentucky	4	6	2	13	.308	0	0	0	0	0	3	0	3.0	0	7.5	
9/20	The Citadel	2	1	0	3	.333	0	0	0	0	2	0	2	0	2.0	0	2.0
9/26	Ole Miss																
9/28	Kentucky																
10/3	at Mississippi State																
10/5	at Auburn																
10/12	at Alabama																
10/15	Florida																
10/19	Texas A&M																
10/21	at Coastal Carolina																
10/24	Mississippi State																
10/26	Missouri																
10/31	at LSU																
11/2	at Ole Miss																
11/9	Alabama																
11/14	at Arkansas																
11/16	Auburn																
11/19	at Tennessee																
11/23	at Georgia																
11/26	at Florida																
11/29	LSU																

## CAREER STATISTICS

YEAR	SP	MP	KILL	K/S	ERR	ATT	PCT	AST	A/S	SA	SA/S	SE	DIG	D/S	RE	BS	BA	TB	B/S	BE	BHE	P	P/S
2013	12	7	7	0.58	6	28	.036	0	0.00	1	0.08	0	2	0.17	0	0	5	5	0.42	1	0	10.5	0.83
2014	14	6	16	1.14	4	36	.333	0	0.00	0	0.00	1	3	0.21	0	0	9	9	0.64	0	0	20.5	1.43
<b>TOTAL</b>	<b>26</b>	<b>13</b>	<b>23</b>	<b>0.88</b>	<b>10</b>	<b>64</b>	<b>.203</b>	<b>0</b>	<b>0.00</b>	<b>1</b>	<b>0.04</b>	<b>1</b>	<b>5</b>	<b>0.19</b>	<b>0</b>	<b>0</b>	<b>14</b>	<b>14</b>	<b>0.54</b>	<b>1</b>	<b>0</b>	<b>31.0</b>	<b>1.19</b>





# 16 - KOKO ATOA-WILLIAMS

## 5-10 • So. • OH • Reno, Nev. (Bishop Manogue)

### SEASON NOTES

- Named Gamecock Invitational MVP after averaging 3.27 kills per set.
- Made Campbell Invitational All-Tournament Team, averaging 3.20 kills and 3.00 digs per set.
- Averaging 2.86 kills per set on the season, which ranks 18th in the SEC.
- Recorded a career-high 18 kills vs. Georgia Tech (8/30).
- Posted first career double-double with 12 kills and 10 digs vs. Jacksonville (8/30).
- Talled nine kills on 18 swings with no errors for a career-best hitting percentage of .500 vs. The Citadel (9/20).
- Has five double-doubles on the season, which is tied for sixth most in the SEC.

### Season Highs

#### Kills

18, Georgia Tech (8/30)

#### Attempts

54, Furman (9/6)

#### Hit. % (Min. 12 Att.)

.500, The Citadel  
(9/20)

#### Assists

2, 2x, last vs.  
The Citadel (9/20)

#### Service Aces

1, 4x, last vs. Eastern  
Kentucky (9/20)

#### Digs

15, Furman (9/6)

#### Blocks Solo

2, Clemson (9/5)

#### Block Assists

4, Eastern Kentucky  
(9/19)

#### Total Blocks

4, Eastern Kentucky  
(9/19)

### Career Highs

#### Kills

18, Georgia Tech,  
(8/30/14)

#### Attempts

54, Furman (9/6/14)

#### Hit. % (Min. 12 Att.)

.500, The Citadel  
(9/20/14)

#### Assists

2, 2x, last vs. The  
Citadel (9/20/14)

#### Service Aces

1, 4x, last vs. Eastern  
Kentucky (9/19/14)

#### Digs

15, Furman (9/6/14)

#### Blocks Solo

2, Clemson (9/5/14)

#### Block Assists

4,, 2x, last vs. Eastern  
Kentucky (9/19/14)

#### Total Blocks

4,, 2x, last vs. Eastern  
Kentucky (9/19/14)

### 2014 Match-By-Match Statistics

DATE	OPP	SP	KILL	ERR	ATT	PCT	AST	SA	SE	RE	DIG	BS	BA	BE	TB	BHE	P
8/29	Gardner-Webb	3	6	5	27	.037	0	0	1	0	6	0	1	0	1.0	0	6.5
8/30	Jacksonville	4	12	8	33	.121	0	1	0	1	10	0	2	0	2.0	0	14.0
8/30	Georgia Tech	4	18	7	36	.306	0	1	0	0	7	0	1	1	1.0	0	19.5
9/5	vs. Clemson	4	1	4	24	-.125	0	1	1	2	3	2	1	0	3.0	0	4.5
9/6	vs. Furman	5	15	4	54	.204	2	0	2	1	15	0	2	0	2.0	0	16.0
9/6	at Winthrop	3	6	4	21	.095	0	0	0	0	9	0	2	1	2.0	0	7.0
9/12	at Campbell	3	10	3	28	.250	0	0	1	0	11	0	1	0	1.0	0	10.5
9/13	vs. Elon	3	12	3	35	.257	0	0	0	0	6	0	2	0	2.0	0	13.0
9/13	vs. North Florida	4	11	5	27	.222	0	0	1	0	13	0	1	1	1.0	0	11.5
9/19	Norfolk State	3	9	2	20	.350	0	0	0	0	9	0	0	1	0.0	0	9.0
9/19	Eastern Kentucky	5	17	5	49	.245	1	1	0	1	10	0	4	0	4.0	0	20.0
9/20	The Citadel	3	9	0	18	.500	2	0	0	0	3	0	2	0	2.0	0	10.0
9/26	Ole Miss																
9/28	Kentucky																
10/3	at Mississippi State																
10/5	at Auburn																
10/12	at Alabama																
10/15	Florida																
10/19	Texas A&M																
10/21	at Coastal Carolina																
10/24	Mississippi State																
10/26	Missouri																
10/31	at LSU																
11/2	at Ole Miss																
11/9	Alabama																
11/14	at Arkansas																
11/16	Auburn																
11/19	at Tennessee																
11/23	at Georgia																
11/26	at Florida																
11/29	LSU																

### CAREER STATISTICS

YEAR	SP	MP	KILL	K/S	ERR	ATT	PCT	AST	A/S	SA	SA/S	SE	DIG	D/S	RE	BS	BA	TB	B/S	BE	BHE	P	P/S
2013	56	21	80	1.43	54	286	.091	3	0.05	0	0.00	0	21	0.38	4	0	15	15	0.27	3	2	87.5	1.55
2014	44	12	126	2.86	50	372	.204	5	0.11	4	0.09	6	102	2.32	5	2	19	21	0.48	4	0	141.5	3.20
<b>TOTAL</b>	<b>100</b>	<b>33</b>	<b>206</b>	<b>2.06</b>	<b>104</b>	<b>658</b>	<b>.155</b>	<b>8</b>	<b>0.08</b>	<b>4</b>	<b>0.04</b>	<b>6</b>	<b>123</b>	<b>1.23</b>	<b>9</b>	<b>2</b>	<b>34</b>	<b>36</b>	<b>0.36</b>	<b>7</b>	<b>2</b>	<b>229.0</b>	<b>2.29</b>



# 17 - ELIZABETH JOHNBULL

## 6-0 • Jr. • MB • Pflugerville, Texas (Connally)

### SEASON NOTES

- Recorded a career-high seven blocks vs. Georgia Tech (8/30).
- Tallied a season-high nine kills on 16 attempts with just one error, matching career-high with a .500 hitting percentage.

### Season Highs

#### Kills

9, North Florida (9/13)

#### Attempts

16, North Florida (9/13)

#### Hit. % (Min. 12 Att.)

.500, North Florida  
(9/13)

#### Assists

1, 2x, last vs. North  
Florida (9/13)

#### Service Aces

N/A

#### Digs

2, 2x, last vs. Furman  
(9/6)

#### Blocks Solo

2, North Florida (9/13)

#### Block Assists

7, Georgia Tech (8/30)

#### Total Blocks

7, Georgia Tech (8/30)

### Career Highs

#### Kills

13, Furman (9/7/13)

#### Attempts

22, Furman, (9/7/13)

#### Hit. % (Min. 12 Att.)

.500, 2x, last vs. North  
Florida (9/13/14)

#### Assists

1, Georgia Tech  
(8/30/14)

#### Service Aces

N/A

#### Digs

2, 2x, last vs. Furman  
(9/6/14)

#### Blocks Solo

1, 3x, last vs.  
Jacksonville (8/30/14)

#### Block Assists

7, Georgia Tech  
(8/30/14)

#### Total Blocks

7, Georgia Tech  
(8/30/14)

### 2014 Match-By-Match Statistics

DATE	OPP	SP	KILL	ERR	ATT	PCT	AST	SA	SE	RE	DIG	BS	BA	BE	TB	BHE	P
8/29	Gardner-Webb	1	1	1	3	.000	0	0	0	0	1	0	0	0	0.0	0	1.0
8/30	Jacksonville	3	5	2	11	.273	0	0	0	0	1	1	2	0	3.0	0	7.0
8/30	Georgia Tech	4	3	1	9	.222	1	0	0	0	2	0	7	0	7.0	0	6.5
9/5	vs. Clemson	2	2	1	6	.167	0	0	0	0	0	0	0	0	0.0	0	2.0
9/6	vs. Furman	3	0	3	4	-.750	0	0	0	0	2	0	0	0	0.0	0	0.0
9/6	at Winthrop	--	--	--	--	--	--	--	DNP	--	--	--	--	--	--	--	--
9/12	at Campbell	3	4	1	6	.500	0	0	0	0	0	0	0	0	0.0	0	4.0
9/13	vs. Elon	3	3	0	5	.600	0	0	0	0	1	0	2	1	2.0	0	4.0
9/13	vs. North Florida	4	9	1	16	.500	1	0	0	0	0	2	1	1	3.0	0	11.5
9/19	Norfolk State	1	1	1	2	.000	0	0	0	0	0	0	0	0	0.0	0	1.0
9/19	Eastern Kentucky	2	0	1	1	-1.000	0	0	0	0	0	0	0	0	0.0	0	0.0
9/20	The Citadel	1	4	2	7	.286	0	0	0	0	1	0	0	0	0.0	0	4.0
9/26	Ole Miss																
9/28	Kentucky																
10/3	at Mississippi State																
10/5	at Auburn																
10/12	at Alabama																
10/15	Florida																
10/19	Texas A&M																
10/21	at Coastal Carolina																
10/24	Mississippi State																
10/26	Missouri																
10/31	at LSU																
11/2	at Ole Miss																
11/9	Alabama																
11/14	at Arkansas																
11/16	Auburn																
11/19	at Tennessee																
11/23	at Georgia																
11/26	at Florida																
11/29	LSU																

### CAREER STATISTICS

YEAR	SP	MP	KILL	K/S	ERR	ATT	PCT	AST	A/S	SA	SA/S	SE	DIG	D/S	RE	BS	BA	TB	B/S	BE	BHE	P	P/S
2012	9	9	8	0.89	3	13	.385	0	0.00	0	0.00	0	0	0.00	0	1	1	2	0.22	0	0	9.5	1.00
2013	37	16	43	1.16	16	104	.260	0	0.00	0	0.00	0	9	0.24	3	1	17	18	0.49	2	1	52.5	1.41
2014	27	11	32	1.19	14	70	.257	2	0.07	0	0.00	0	8	0.30	0	3	12	15	0.56	2	0	41.0	1.52
<b>TOTAL</b>	<b>73</b>	<b>36</b>	<b>83</b>	<b>1.14</b>	<b>33</b>	<b>187</b>	<b>.267</b>	<b>2</b>	<b>0.03</b>	<b>0</b>	<b>0.00</b>	<b>0</b>	<b>17</b>	<b>0.23</b>	<b>3</b>	<b>5</b>	<b>30</b>	<b>35</b>	<b>0.48</b>	<b>4</b>	<b>1</b>	<b>103.0</b>	<b>1.41</b>



# 20 - ABBY FERUCK

**6-0 • So. • MB/RS • Atlanta, Ga. (Blessed Trinity)**

## SEASON NOTES

- Saw first action of the season vs. Elon (9/13).
- Tallied one block vs. The Citadel (9/20).

## Season Highs

**Kills** N/A

**Attempts**  
2, Elon (9/13)

**Hit. % (Min. 12 Att.)**  
N/A

**Assists**  
N/A

**Service Aces**  
N/A

**Digs**  
N/A

**Blocks Solo**  
N/A

**Block Assists**  
1, The Citadel (9/20)

**Total Blocks**  
1, The Citadel (9/20)

## Career Highs

**Kills**  
2, High Point  
(8/31/13)

**Attempts**  
4, Clemson (9/6/13)

**Hit. % (Min. 12 Att.)**  
N/A

**Assists**  
N/A

**Service Aces**  
N/A

**Digs**  
1, 2x, last vs.  
Winthrop (9/7/13)

**Blocks Solo**  
N/A

**Block Assists**  
2, Clemson (9/6/13)

**Total Blocks**  
2, Clemson (9/6/13)

## 2014 Match-By-Match Statistics

DATE	OPP	SP	KILL	ERR	ATT	PCT	AST	SA	SE	RE	DIG	BS	BA	BE	TB	BHE	P
8/29	Gardner-Webb	--	--	--	--	--	--	--	DNP	--	--	--	--	--	--	--	--
8/30	Jacksonville	--	--	--	--	--	--	--	DNP	--	--	--	--	--	--	--	--
8/30	Georgia Tech	--	--	--	--	--	--	--	DNP	--	--	--	--	--	--	--	--
9/5	vs. Clemson	--	--	--	--	--	--	--	DNP	--	--	--	--	--	--	--	--
9/6	vs. Furman	--	--	--	--	--	--	--	DNP	--	--	--	--	--	--	--	--
9/6	at Winthrop	--	--	--	--	--	--	--	DNP	--	--	--	--	--	--	--	--
9/12	at Campbell	--	--	--	--	--	--	--	DNP	--	--	--	--	--	--	--	--
9/13	vs. Elon	1	0	0	2	.000	0	0	0	0	0	0	0	0	0.0	0	0.0
9/13	vs. North Florida	--	--	--	--	--	--	--	DNP	--	--	--	--	--	--	--	--
9/19	Norfolk State	--	--	--	--	--	--	--	DNP	--	--	--	--	--	--	--	--
9/19	Eastern Kentucky	--	--	--	--	--	--	--	DNP	--	--	--	--	--	--	--	--
9/20	The Citadel	1	0	0	1	.000	0	0	0	0	0	0	1	0	1.0	0	0.5
9/26	Ole Miss																
9/28	Kentucky																
10/3	at Mississippi State																
10/5	at Auburn																
10/12	at Alabama																
10/15	Florida																
10/19	Texas A&M																
10/21	at Coastal Carolina																
10/24	Mississippi State																
10/26	Missouri																
10/31	at LSU																
11/2	at Ole Miss																
11/9	Alabama																
11/14	at Arkansas																
11/16	Auburn																
11/19	at Tennessee																
11/23	at Georgia																
11/26	at Florida																
11/29	LSU																

## CAREER STATISTICS

YEAR	SP	MP	KILL	K/S	ERR	ATT	PCT	AST	A/S	SA	SA/S	SE	DIG	D/S	RE	BS	BA	TB	B/S	BE	BHE	P	P/S
2013	11	6	5	0.45	2	13	.231	0	0.00	0	0.00	0	1	0.09	2	0	4	4	0.36	0	0	7.0	0.64
2014	2	2	0	0.00	0	3	.000	0	0.00	0	0.00	0	0	0.00	0	1	1	0.50	0	0	0.5	0.00	
<b>TOTAL</b>	<b>13</b>	<b>8</b>	<b>5</b>	<b>0.38</b>	<b>2</b>	<b>16</b>	<b>.188</b>	<b>0</b>	<b>0.00</b>	<b>0</b>	<b>0.00</b>	<b>0</b>	<b>1</b>	<b>0.08</b>	<b>2</b>	<b>0</b>	<b>5</b>	<b>5</b>	<b>0.38</b>	<b>0</b>	<b>0</b>	<b>7.5</b>	<b>0.54</b>



# 21 - JORDAN WILSON-TALMADGE

## 5-7 • So. • DS/Libero • Orlando, Fla. (First Academy)

### SEASON NOTES

- Recorded a career-high seven digs vs. Norfolk State (9/19).

### Season Highs

**Kills** N/A

**Attempts** N/A

**Hit. % (Min. 12 Att.)** N/A

**Assists**  
1, Norfolk State (9/19)

**Service Aces** N/A

**Digs**  
7, Norfolk State (9/19)

**Blocks Solo** N/A

**Block Assists** N/A

**Total Blocks** N/A

### Career Highs

**Kills** N/A

**Attempts** N/A

**Hit. % (Min. 12 Att.)** N/A

**Assists**  
1, 2x, last vs. Norfolk State (9/19/14)

**Service Aces**  
1, Presbyterian (9/21/13)

**Digs**  
7, Norfolk State (9/19/14)

**Blocks Solo** N/A

**Block Assists** N/A

**Total Blocks** N/A

### 2014 Match-By-Match Statistics

DATE	OPP	SP	KILL	ERR	ATT	PCT	AST	SA	SE	RE	DIG	BS	BA	BE	TB	BHE	P
8/29	Gardner-Webb	--	--	--	--	--	--	--	DNP	--	--	--	--	--	--	--	--
8/30	Jacksonville	--	--	--	--	--	--	--	DNP	--	--	--	--	--	--	--	--
8/30	Georgia Tech	3	0	0	0	.000	0	0	1	0	1	0	0	0	0.0	0	0.0
9/5	vs. Clemson	2	0	0	0	.000	0	0	0	0	0	0	0	0	0.0	0	0.0
9/6	vs. Furman	2	0	0	0	.000	0	0	1	0	0	0	0	0	0.0	0	0.0
9/6	at Winthrop	2	0	0	0	.000	0	0	0	0	3	0	0	0	0.0	0	0.0
9/12	at Campbell	2	0	0	0	.000	0	0	2	0	5	0	0	0	0.0	0	0.0
9/13	vs. Elon	2	0	0	0	.000	0	0	0	0	4	0	0	0	0.0	0	0.0
9/13	vs. North Florida	2	0	0	0	.000	0	0	0	1	3	0	0	0	0.0	0	0.0
9/19	Norfolk State	3	0	0	0	.000	1	0	0	2	7	0	0	0	0.0	1	0.0
9/19	Eastern Kentucky	4	0	0	0	.000	0	0	0	2	4	0	0	0	0.0	0	0.0
9/20	The Citadel	1	0	0	0	.000	0	0	1	0	0	0	0	0	0.0	0	0.0
9/26	Ole Miss																
9/28	Kentucky																
10/3	at Mississippi State																
10/5	at Auburn																
10/12	at Alabama																
10/15	Florida																
10/19	Texas A&M																
10/21	at Coastal Carolina																
10/24	Mississippi State																
10/26	Missouri																
10/31	at LSU																
11/2	at Ole Miss																
11/9	Alabama																
11/14	at Arkansas																
11/16	Auburn																
11/19	at Tennessee																
11/23	at Georgia																
11/26	at Florida																
11/29	LSU																

### CAREER STATISTICS

YEAR	SP	MP	KILL	K/S	ERR	ATT	PCT	AST	A/S	SA	SA/S	SE	DIG	D/S	RE	BS	BA	TB	B/S	BE	BHE	P	P/S
2013	9	7	0	0.00	0	0	.000	1	0.11	1	0.11	5	8	0.89	0	0	0	0	0.00	0	0	1.0	0.11
2014	23	10	0	0.00	0	0	.000	1	0.04	0	0.00	5	27	1.17	5	0	0	0	0.00	0	1	0.0	0.00
<b>TOTAL</b>	<b>32</b>	<b>17</b>	<b>0</b>	<b>0.00</b>	<b>0</b>	<b>0</b>	<b>.000</b>	<b>2</b>	<b>0.06</b>	<b>1</b>	<b>0.03</b>	<b>10</b>	<b>35</b>	<b>1.09</b>	<b>5</b>	<b>0</b>	<b>0</b>	<b>0</b>	<b>0.00</b>	<b>0</b>	<b>1</b>	<b>1.0</b>	<b>0.03</b>



# 25 - COURTNEY MCKEAG

6-0 • Fr. • MB/OH • San Juan Capistrano, Calif. (San Juan Hills)

## SEASON NOTES

- Has not played.

## Season Highs

Kills N/A

Attempts N/A

Hit. % (Min. 12 Att.) N/A

Assists N/A

Service Aces N/A

Digs N/A

Blocks Solo N/A

Block Assists N/A

Total Blocks N/A

## 2014 Match-By-Match Statistics

DATE	OPP	SP	KILL	ERR	ATT	PCT	AST	SA	SE	RE	DIG	BS	BA	BE	TB	BHE	P
8/29	Gardner-Webb	--	--	--	--	--	--	--	DNP	--	--	--	--	--	--	--	--
8/30	Jacksonville	--	--	--	--	--	--	--	DNP	--	--	--	--	--	--	--	--
8/30	Georgia Tech	--	--	--	--	--	--	--	DNP	--	--	--	--	--	--	--	--
9/5	vs. Clemson	--	--	--	--	--	--	--	DNP	--	--	--	--	--	--	--	--
9/6	vs. Furman	--	--	--	--	--	--	--	DNP	--	--	--	--	--	--	--	--
9/6	at Winthrop	--	--	--	--	--	--	--	DNP	--	--	--	--	--	--	--	--
9/12	at Campbell	--	--	--	--	--	--	--	DNP	--	--	--	--	--	--	--	--
9/13	vs. Elon	--	--	--	--	--	--	--	DNP	--	--	--	--	--	--	--	--
9/13	vs. North Florida	--	--	--	--	--	--	--	DNP	--	--	--	--	--	--	--	--
9/19	Norfolk State	--	--	--	--	--	--	--	DNP	--	--	--	--	--	--	--	--
9/19	Eastern Kentucky	--	--	--	--	--	--	--	DNP	--	--	--	--	--	--	--	--
9/20	The Citadel	--	--	--	--	--	--	--	DNP	--	--	--	--	--	--	--	--
9/26	Ole Miss																
9/28	Kentucky																
10/3	at Mississippi State																
10/5	at Auburn																
10/12	at Alabama																
10/15	Florida																
10/19	Texas A&M																
10/21	at Coastal Carolina																
10/24	Mississippi State																
10/26	Missouri																
10/31	at LSU																
11/2	at Ole Miss																
11/9	Alabama																
11/14	at Arkansas																
11/16	Auburn																
11/19	at Tennessee																
11/23	at Georgia																
11/26	at Florida																
11/29	LSU																

## CAREER STATISTICS


YEAR	SP	MP	KILL	K/S	ERR	ATT	PCT	AST	A/S	SA	SA/S	SE	DIG	D/S	RE	BS	BA	TB	B/S	BE	BHE	P	P/S
2014	--	--	--	--	--	--	--	--	--	--	--	--	--	--	--	--	--	--	--	--	--	--	--

# RADIO/TV SPOT CHART




**#3**  
MB/OH • 5-10  
So.-1L  
Kennesaw,  
Ga.

**Dessaa  
Legros**




**#4**  
MB/RS • 6-1  
Jr.-2L  
Sandy Spring,  
Md.

**Darian  
Dozier**



**#5**  
OH • 6-2  
Fr.-HS  
Eagan,  
Minn.

**Taylr  
McNeil**



**#6**  
RS/OH • 5-11  
Jr.-2L  
Canyon  
Country,  
Calif.

**Sarah  
Blomgren**



**#7**  
MB/RS • 6-2  
So.-1L  
Dallas,  
Texas

**Jacqy  
Angermiller**



**#8**  
S • 6-0  
R-Jr.-1L  
Eagan,  
Minn.

**Kellie  
McNeil**



**#9**  
DS/Libero • 5-7  
So.-1L  
Lugoff,  
S.C.

**Megan  
Kirkland**



**#10**  
Libero • 5-9  
Sr.-1L  
Tucson,  
Ariz.

**Mikaela  
Christiaansen**



**#11**  
S • 5-9  
Fr.-HS  
Windermere,  
Fla.

**Allie  
Monserez**




**#13**  
OH • 6-0  
Sr.-HS  
Landrum,  
S.C.

**Caroline  
Cann**



**#14**  
MB • 6-0  
So.-1L  
Columbia,  
S.C.

**Katlyn  
McDaniel**



**#16**  
OH • 5-10  
So.-1L  
Reno,  
Nev.

**KoKo  
Atoa-Williams**



**#17**  
MB • 6-0  
Jr.-2L  
Pflugerville,  
Texas

**Elizabeth  
Johnbull**




**#20**  
MB/RS • 6-0  
So.-1L  
Atlanta,  
Ga.

**Abby  
Feruck**



**#21**  
DS/Libero • 5-7  
So.-1L  
Orlando,  
Fla.

**Jordan  
Wilson-Talmadge**



**#25**  
MB/OH • 6-0  
Fr.-HS  
San Juan  
Capistrano,  
Calif.

**Courtney  
McKeag**



**HEAD  
COACH**  
4th Year  
Arizona State,  
1995

**Scott  
Swanson**



**ASSISTANT  
COACH/  
RECRUITING  
COORD.**  
1st Year  
IPFW,  
1998

**Dottie  
Porch**



**ASSISTANT  
COACH**  
2nd Year  
Wichita State,  
2009

**RJ  
Abella**

**Director of Operations:** Amanda Brungs  
**Graduate Assistant:** Kristen Dozier

**Volunteer Assistant:** Shonda Cole  
**Manager:** Morgan Page