






# GAMECOCK VOLLEYBALL

# SOUTH CAROLINA

## 2017

### WEEKEND OPPONENTS

 <p><b>Georgia Southern (2-4, 0-1 Away)</b> Friday, Sept. 15, 4:00 PM Jervey Gym</p> <p><b>ALL-TIME SERIES</b> South Carolina leads, 2-0 (Since 1992) <b>LAST MEETING</b> Gamecocks won, 3-2 (9/10/2016) <b>SERIES NOTE</b> This is the first neutral-site meeting between the two teams.</p>	 <p><b>Texas Tech (8-1, 2-1 Away)</b> Saturday, Sept. 16, 10:00 AM Jervey Gym</p> <p><b>ALL-TIME SERIES</b> Series tied, 1-1 (Since 1997) <b>LAST MEETING</b> Red Raiders won, 3-0 (9/2/2000) <b>SERIES NOTE</b> Carolina has not played a Big 12 foe since facing TCU on Aug. 25, 2006.</p>	 <p><b>Clemson (4-5, 3-1 Home)</b> Saturday, Sept. 16, 7:00 PM Jervey Gym</p> <p><b>ALL-TIME SERIES</b> South Carolina leads, 38-24 (Since 1977) <b>LAST MEETING</b> Gamecocks won, 3-1 (9/4/2016) <b>SERIES NOTE</b> Carolina has not won at Clemson in eight years; the home team is 3-0 since 2009.</p>
--	---	---

### SCHEDULE (5-4, 0-0 SEC)

DATE	OPPONENT	RESULT/TIME
AUG. 25	MERCER %	W, 3-0
AUG. 26	TROY %	W, 3-0
	NORTH FLORIDA %	W, 3-0
Sept. 1	Northwestern #	L, 3-1
	UNC Wilmington #	L, 3-1
Sept. 2	(RV) Duke #	W, 3-1
SEPT. 8	EASTERN KENTUCKY & MIAMI (OHIO) &	W, 3-0 L, 3-2
SEPT. 9	RADFORD &	L, 3-2
Sept. 15	Georgia Southern \$	4 p.m.
Sept. 16	Texas Tech \$	10 a.m.
	Clemson \$	7 p.m.
Sept. 22	Miss. State *	8 p.m.
SEPT. 29	LSU *	9 P.M.
OCT. 1	TENNESSEE *	1:30 P.M.
OCT. 6	GEORGIA	7 P.M.
Oct. 13	Arkansas *	8 p.m.
OCT. 15	OLE MISS *	12 P.M.
Oct. 18	Auburn *	8 p.m.
Oct. 22	Alabama *	2 p.m.
Oct. 27	Florida *	7 p.m.
OCT. 29	AUBURN *	7 P.M.
Nov. 3	Tennessee *	7 p.m.
Nov. 5	Kentucky *	1:30 p.m.
NOV. 8	MISSOURI *	1:30 P.M.
NOV. 12	ARKANSAS *	7 P.M.
NOV. 17	ALABAMA *	4 P.M.
Nov. 19	Texas A&M *	2 p.m.
Nov. 22	Ole Miss *	7:30 p.m.
NOV. 24	MISS. STATE *	7 P.M.

### TABLE OF CONTENTS

- ✓ Quick facts, notes (pgs. 1-3)
- ✓ SEC Standings and Stats (pg. 4)
- ✓ The Last Time... (pg. 5)
- ✓ Match-by-match starters, leaders (pg. 6)
- ✓ Season/SEC Stats, Match Highs (pgs. 7-9)
- ✓ Record Book (pgs. 10-15)
- ✓ Swanson/Player bios (pgs. 16-22)

### PROJECTED STARTERS



### ROSTER

#	NAME	HT	POSITION	YR	EXP	HOMETOWN (LAST SCHOOL)
1	Claire Edwards	6-2	MB	So.	1L	Columbia, S.C. (River Bluff)
3	Jess Vastine	6-1	OH	Fr.	HS	Tempe, Ariz. (Millenium)
5	Aubrey Ezell	5-8	DS/L	Jr.	2L	Granbury, Texas (Granbury)
6	Courtney Koehler	5-11	Setter	So.	1L	Asheville, N.C. (A.C. Reynolds)
7	Brooke Gostomski	6-1	OH	Fr.	HS	Muskego, Wis. (Muskego)
8	Mikayla Shields	6-0	RS/OH	So.	1L	Orlando, Fla. (Lake Nona)
9	Ellie Popelka	6-2	MB/RS	Fr.	HS	Williamsburg, Va. (Jamestown)
10	Emma Lock	5-9	DS/L	R-So.	1L	Lee's Summit, Mo. (Lee's Summit)
11	Mikayla Robinson	6-2	MB	Fr.	HS	West Dundee, Ill. (Harvest Christian Academy)
12	Courtney Furlong	6-3	OH	Jr.	2L	Oviedo, Fla. (Oviedo)
15	Jesse Turner	6-2	MB/RS	Jr.	2L	Austin, Texas (Westlake)
16	Savannah Murray	5-9	DS/L	So.	1L	St. Augustine, Fla. (Bartram Trail)
20	Alicia Starr	6-0	RS/OH	So.	1L	Blue Springs, Mo. (Blue Springs)
22	Abreia Epps	6-0	OH	Sr.	1L	Columbia, S.C. (UNC-Charlotte)
23	Callie Brown	6-1	MB/RS	Jr.	2L	Summerfield, N.C. (Rockingham County)
25	Courtney McKeag	6-0	MB/OH	R-Jr.	1L	San Juan Capistrano, Calif. (San Juan Hills)

All times are Eastern (dates and times subject to change)  
Home matches in **BOLD**

% - Gamecock Invitational || & - Duke Invitational || # - Carolina Classic || \$ - Clemson Challenge || \* SEC Match

### GAMECOCK STAFF

Head Coach	.....Scott Swanson
Alma Mater	.....Arizona State, 1995
Overall Record (Years)	.....124-143 (11th)
Record at Carolina (Years)	.....97-97 (7th)
Assistant Coach	
Recruiting Coordinator	.....Dottie Hampton
Alma Mater	.....IPFW
Years at Carolina	.....4
Assistant Coach	.....Shonda Cole
Alma Mater	.....South Carolina
Years at Carolina	.....4
Athletic Trainer	.....Jenn Herod
Volunteer Assistant	.....Julian Welsh-White
Director of Operations	.....Alyssa Taylor
Graduate Assistant	.....Maddie Hills

## QUICK FACTS

Location .....	Columbia, S.C.
Founded .....	1801
Enrollment .....	32,972
Colors .....	Garnet (PMS 202C) & Black
Nickname .....	Gamecocks
Mascot .....	Cocky
Affiliation .....	NCAA Division I
Conference .....	Southeastern (SEC)
President .....	Dr. Harris Pastides
Athletics Director .....	Ray Tanner
Senior Associate AD/SWA .....	Judy Van Horn
Home Court (Capacity) .....	Carolina VB Center (1,600)
2016 Record .....	18-12
2016 Conference Record .....	6-12
2016 Conference Finish .....	9th
Starters Returning/Lost +Libero .....	3/3 + Libero
Letterwinners Returning/Lost .....	12/5
Newcomers .....	4

## MEDIA INFORMATION

Director of Media Relations .....	Steve Fink
Asst. Director/Volleyball Contact .....	Joe Kepler
Office Phone .....	(803) 777-5539
Email .....	keplerj@mailbox.sc.edu
Personal Phone .....	(716) 254-1711
Office Fax .....	(803) 777-2967
Department Website .....	GamecocksOnline.com
Dept. Facebook .....	/GamecocksOnline
Dept. Twitter .....	@GamecocksOnline
Mailing Address .....	1304 Heyward St. Rice Athletics Center Columbia, S.C. 29208

## PRONUNCIATION GUIDE

ABREIA Epps .....	Ah-bree-Ah
Aubrey EZELL .....	E-Zell
Brooke GOSTOMSKI .....	Gahs-tom-skee
Courtney KOEHLER .....	Kay-ler
Courtney MCKEAG .....	McKAYG
Ellie POPELKA .....	Po-PELL-ka
Jess VASTINE .....	Vass-Tyne

## ABBREVIATIONS

When needing to abbreviate South Carolina for your scoreboard or broadcast boxes, the preferred abbreviations are S. Carolina or SC. Please refrain from using USC or SCAR when referring to the University of South Carolina. Proper logos and wordmarks can be emailed for use by any media outlet upon request. Thank you.

## SOCIAL MEDIA



Twitter/Snapchat/Instagram .....

Facebook .....

## NOTEWORTHY

### SCOUTING GEORGIA SOUTHERN

The Eagles have gone without competition for almost two weeks due to hurricane season; the last match played came back on Sept. 2 against Charlotte at home. So far, GSU is 2-4 with wins over FIU and North Florida. The team's top three offensive producers are returners - Lauren Reichard leads the team with 3.05 kills per set and a .326 hitting percentage, Anna Wenger averages 2.81 kills per set, and Catherine Murray is the team's top six-rotation player, with 2.76 kills and 2.52 digs per set. The offense is transitioning in 2017, after losing RS/Setter Katie Bange (4.65 assists, 2.71 kills) and Kendra Koetter (5.17 assists, 2.07 digs) from last year. Now in a 5-1 offense, UTEP transfer April Luther is leading the way with 10.70 assists per set.

### SCOUTING TEXAS TECH

Texas Tech brings an 8-1 record into the week, and will play at Georgia Thursday night before heading up to Clemson for the weekend. The Red Raiders are already approaching 2016's win total under second-year head coach Tony Graystone, using a group of talented transfers to gel with a young core that consists of 15 players in either their first or second year with the program. Sophomore middle blocker Chandler Atwood leads the offense with 3.29 kills per set, and Mississippi State transfer Emily Hill is right behind her with 3.16 kills and 2.03 digs per set. Fellow transfer Missy Owens (Long Beach) is the team's starting setter, and has the Raiders out-hitting the opposition .248 to .162. Defensively, Tech has shown incredible ball control, committing only 14 serve reception errors in 31 sets and popping up 15.94 digs per set.

### SCOUTING CLEMSON

The host Tigers are 4-5 in their first season under new head coach Michaela Franklin. With the loss of senior outside Leah Perri from 2016, the team turned to Illinois transfer Kaylin Korte to fill her role. She has shown to be more than capable so far, leading the offense with 3.57 kills per set while also adding 2.79 digs. Clemson has lost three straight matches coming into the tournament, with 3-0 setbacks against South Alabama and Auburn the most recent results.

### PRESEASON PRESS

The South Carolina Gamecocks were picked to finish seventh in the SEC, and sophomore pin Mikayla Shields made the 10-woman preseason all-conference team. Both were voted on by league coaches. The Orlando, Fla. native is the first Gamecock to make the conference's preseason team since Juliette Thévenin in 2013.

### CAROLINA CLASSIC NOTABLES

- Sophomore Mikayla Shields continued to succeed despite baring the brunt of the offense for South Carolina, as she hit .378 with 52 kills and 39 digs over three matches. For the tournament, she averaged four kills and 3.15 digs per set, all while committing just one serve reception error in 38 chances and pushing her double-double total for the year up to five - all coming over the last six matches.
- Aubrey Ezell recorded 16 total service aces for the tournament. The junior averaged an impressive 1.23 aces per set, along with her 4.54 digs per set.
- Mikayla Robinson's 14 kills against Radford were a season high for the freshman.
- The loss to Miami on Friday night snapped a 13-match winning streak against non-conference opponents at home. The last loss came over two years ago, on Aug. 29, 2015, against North Carolina State. The Gamecocks are now 37-3 against non-conference opponents in the CVC under head coach Scott Swanson.
- Mikayla Robinson's six block assists against ECU set a new season best. Junior Courtney Furlong set a personal best with five block assists.

### SHIELD-BEARER

Mikayla Shields has been on a roll over the last two weekends, averaging 4.67 kills and 3.16 digs per set while hitting .381. Against Miami on Sept. 8, she matched her career high with 26 kills and set a career best with 19 digs, and has represented Carolina on the all-tournament team at the Duke Invitational and the Carolina Classic. Of the six matches across the last two weekends, she has a double-double in five games.

### ROBINSON WITH A HISTORIC DEBUT

In her first collegiate match, freshman middle Mikayla Robinson led the Gamecocks with 12 kills on 13 attacks against Mercer, giving her a final hitting percentage of .846. That is the highest by any Gamecock with double-digit kills in a match since Lori Rowe hit .870 back on Sept. 17, 1983. Robinson and Rowe are the only Gamecocks to ever finish with a hitting percentage of .800 or better with double-digit kills.

### AN ACE FOR THE AGES

Aubrey Ezell had a career weekend, as the junior posted 16 aces over the team's 13 sets at the Carolina Classic tournament. In the Friday night match against Miami (Ohio), she matched her career high with six aces. Five of those six aces came in the third set alone, and pushed her past 100 career service aces. Ezell is the first player in the rally-scoring era (since 2001) to eclipse 100 aces in a career, and she is the first player to reach the century mark since Megan Hosp in 2002. Now with 107 for her career, Ezell is just nine away from moving into the program's all-time top 10 for career service aces.

## NOTEWORTHY

### A 'FRESH' PERSPECTIVE

The Gamecocks welcome in four freshman for the 2017 season...

- Brooke Gostomski was a multiple-time Wisconsin Volleyball Coaches Association (WVCA) All-State honoree as an outside hitter for Muskego High School.
- Ellie Popelka was a high school all-american for Jamestown High School in Virginia. She made the AVCA's high school phenom team three times, and was the Wendy's High School Heisman representative for her high school.
- Mikayla Robinson comes to Carolina as a top-20 recruit, and is also a high school all-american. She made Volleyball Magazine's Fab 50 team, and had a successful career at the high school and club level. Her father, Marcus, was a star football player at South Carolina and in the NFL.
- Jess Vastine is another high school all-american, coming to Columbia from Wittman, Arizona. She finished second in kills and third in aces at the state's Division II level.

### FURLONG AND LOCK OVERCOME INJURIES TO PROVIDE DEPTH

Juniors Courtney Furlong and Emma Lock both entered the season as question marks, after going through major injuries last season. Lock missed most of her sophomore campaign with a shoulder injury, and Furlong suffered through a back injury during the team's winter training and had to have surgery in May. With both back in the rotation, they have immediately boosted the team both on and off the court. Lock has seen time in all nine matches, and is averaging 1.07 digs per set as a defensive specialist. Furlong has started in four of the six matches and is averaging career highs in kills, digs and blocks.

### HOME-COURT ADVANTAGE

With six home matches already in the books, four six now rank among the program's top 10 crowds of all time. In the latest rankings, the Gamecocks come in at No. 16 nationally for average attendance, second in the SEC.

#### ALL-TIME TOP 10 HOME CROWDS

RANK	CROWD	OPPONENT (DATE)	SCORE	W/L
1.	2,041	Clemson (9/4/2016)	3-1	W
2.	1,925	Mercer (8/25/2017)	3-0	W
3.	1,820	Miami (Ohio) (9/8/17)	3-2	L
4.	1,819	Tennessee (9/28/2016)	3-2	W
5.	1,807	Ole Miss (9/26/2014)	3-2	W
6.	1,804	North Florida (8/26/2017)	3-0	W
7.	1,802	Radford (9/9/2017)	3-2	L
8.	1,793	Florida (9/21/2001)	2-3	L
9.	1,743	Kentucky (10/2/2016)	1-3	L
10.	1,711	Gardner-Webb (8/29/2014)	3-0	W

### THE SUMMER OF SHIELDS

After posting one of the best seasons ever by a Gamecock freshman, Mikayla Shields expanded her skills over the summer thanks to a stint with Team U.S.A. In April, she was named to the junior national team roster, and won gold with the team at the U20 Pan American Cup in Costa Rica. She was also invited to training camp for the FIVB U20 World Championships, but did not make the 12-woman roster. Shields is the first Gamecock to earn experience on the national team since 2006, when current assistant coach Shonda Cole competed for the U.S.A. Volleyball National A2 Team in 2005 and 2006.

### 2016-17 PROGRAM NOTABLES

- South Carolina is coming of an 18-win season in 2016, the most since 2012.
- The offense hit a combined .246 for the year, 37 points higher than 2015 and the third-highest overall in the last decade.
- Mikayla Shields finished the season with team highs in kills (341) and hitting percentage (.308). She is the first Gamecock since Shonda Cole in 2006 to lead the team in both categories, and is the first since Belita Salters in 2008 to have over 300 kills while also hitting above .300.
- Shields earned a spot on the AVCA honorable mention team for the Southeast. She is the 25th Gamecock in school history to make the team, and the first Carolina freshman since Ashley Edlund in 1995 to be honored.
- Alicia Starr set the freshman record for blocks per set in the rally-scoring era (1.13).
- Aubrey Ezell shattered the sophomore service aces record, finishing with 41.

### GAMECOCKS EARN AVCA ACADEMIC HONORS

The 2016 squad earned a place on The American Volleyball Coaches Association's (AVCA) Team Academic Award for the sixth-straight season, all coming under the direction of head coach Scott Swanson. The team's 3.673 GPA for the team in the spring semester was the second-highest in program history.

### ALL-TIME RECORDS

- South Carolina holds a 790-616 (.562) all-time record, dating back to 1973.
- The Gamecocks joined the SEC for volleyball in 1991, and have an all-time conference record of 179-237 (.431).
- In matches in the Carolina Volleyball Center, Carolina 188-102 (.651).
- With 97 career wins, head coach Scott Swanson ranks third in program history for wins. Kim Hudson (1993-2004) is the program's wins leader, with 226.



## SOUTHEASTERN CONFERENCE STANDINGS (9/13)

TEAM	OVERALL		CONFERENCE		HOME	AWAY	NEUTRAL	LAST 10	STREAK	RPI
Florida	4-0	1.000	0-0	.000	2-0	0-0	2-0	4-0	W4	-
LSU	8-1	.889	0-0	.000	3-1	2-0	5-0	8-1	L1	-
Auburn	7-1	.875	0-0	.000	3-0	1-0	3-1	7-1	W6	-
Alabama	8-2	.800	0-0	.000	3-0	2-1	3-1	8-2	W5	-
Arkansas	8-2	.800	0-0	.000	4-0	2-0	2-2	8-2	W2	-
Georgia	8-2	.800	0-0	.000	4-0	2-0	2-2	8-2	W1	-
Kentucky	7-2	.778	0-0	.000	3-0	1-2	3-0	7-2	W2	-
Ole Miss	8-3	.727	0-0	.000	6-1	1-1	1-1	7-3	W4	-
Tennessee	4-2	.667	0-0	.000	3-0	0-1	1-1	4-2	L2	-
Mississippi State	7-5	.583	0-0	.000	3-2	1-1	3-2	5-5	W1	-
South Carolina	5-4	.556	0-0	.000	4-2	1-0	0-2	4-2	L2	-
Texas A&M	3-3	.500	0-0	.000	2-2	0-1	1-0	3-3	L2	-
Missouri	4-6	.400	0-0	.000	0-0	0-3	4-3	4-6	L2	-

## RECORD BREAKDOWN

Overall .....	5-4	Winning set two .....	5-0	Hitting equal .....	0-0
Conference .....	0-0	Losing set two .....	0-4	More assists than opposition .....	4-2
vs. Ranked Teams .....	0-0	Winning set three .....	5-1	Less assists than opposition .....	1-2
Home .....	4-2	Losing set three .....	0-3	Assists equal .....	0-0
Away .....	1-0	Winning set four .....	1-1	More aces than opposition .....	0-2
Neutral .....	0-2	Losing set four .....	0-3	Less aces than opposition .....	3-2
August .....	3-0	Three-set matches .....	4-0	Aces equal .....	2-0
September .....	2-4	Four-set matches .....	1-2	More service errors than opposition .....	2-0
October .....	0-0	Five-set matches .....	0-2	Less service errors than opposition .....	2-3
November .....	0-0	More kills than opposition .....	4-1	Service errors equal .....	1-1
December .....	0-0	Less kills than opposition .....	1-3	More digs than opposition .....	4-2
Sundays .....	0-0	Kills equal .....	0-0	Less digs than opposition .....	1-2
Mondays .....	0-0	More hitting errors than opposition .....	0-1	Digs equal .....	0-0
Tuesdays .....	0-0	Less hitting errors than opposition .....	5-2	More total blocks than opposition .....	5-3
Wednesdays .....	0-0	Hitting errors equal .....	0-1	Less total blocks than opposition .....	0-1
Thursdays .....	0-0	More attacks than opposition .....	0-1	Total blocks equal .....	0-0
Fridays .....	2-3	Less attacks than opposition .....	5-3	Wearing Garnet .....	0-2
Saturdays .....	3-1	Attacks equal .....	0-0	Wearing Black .....	2-0
Winning set one .....	4-4	Out-hitting opposition .....	5-2	Wearing White .....	3-2
Losing set one .....	1-0	Out-hit by opposition .....	0-2		

## SEC/NCAA STATISTICAL RANKINGS

NCAA Team Rankings			NCAA Individual Rankings				SEC Team Rankings (SEC Only)		
Category	Figure	Rank	Stat	Athlete	Figure	Rank	Category	Figure	Rank
Hitting Percentage	.267	30th	Kills/Set	Mikayla Shields	4.12	44th	Hitting Percentage	-	-
Opp. Hitting Percentage	.197	157th	Hitting Pct.	Mikayla Shields	.356	122nd	Opp. Hitting Percentage	-	-
Assists/Set	11.82	149th	Assists/Set	Courtney Koehler	9.65	120th	Assists/Set	-	-
Kills/Set	12.59	156th	Blocks/Set	-	-	-	Kills/Set	-	-
Blocks/Set	2.32	80th	Aces/Set	Aubrey Ezell	0.56	18th	Blocks/Set	-	-
Service Aces/Set	1.35	135th	Digs/Set	Aubrey Ezell	4.33	107th	Service Aces/Set	-	-
Digs/Set	13.71	223rd	Points/Set	Mikayla Shields	4.69	41st	Digs/Set	-	-

SEC Team Rankings (Overall)			SEC Individual Top-10 Rankings (Overall)				SEC Individual Rankings (SEC Only)			
Category	Figure	Rank	Stat	Athlete	Figure	Rank	Stat	Athlete	Figure	Rank
Hitting Percentage	.267	3rd	Kills/Set	Mikayla Shields	4.12	4th	Kills/Set	-	-	-
Opp. Hitting Percentage	.197	9th	Hitting Pct.	-	-	-	Hitting Pct.	-	-	-
Assists/Set	11.82	9th	Assists/Set	Courtney Koehler	9.65	7th	Assists/Set	-	-	-
Kills/Set	12.59	9th	Blocks/Set	Claire Edwards	1.14	8th	Blocks/Set	-	-	-
Blocks/Set	2.32	6th	Aces/Set	Aubrey Ezell	0.56	2nd	Aces/Set	-	-	-
Service Aces/Set	1.35	5th	Digs/Set	Aubrey Ezell	4.41	4th	Digs/Set	-	-	-
Digs/Set	13.71	9th	Points/Set	Mikayla Shields	4.69	6th	Points/Set	-	-	-

## THE LAST TIME THE TEAM...

Lost the first game in a win	Sept. 2, 2017 (at Duke)
Lost the first 2 games in a win	Nov. 4, 2016 (at Mississippi State)
Was down 2-1 in a win	Nov. 4, 2016 (at Mississippi State)
Won the first game in a loss	Sept. 9, 2017 (vs. Radford, 3-2)
Won the first two games in a loss	Sept. 7, 2013 (vs. Winthrop)
Was up 2-1 in a loss	Sept. 8 (vs. Miami (Ohio), 3-2)
Beat a ranked opponent	Nov. 13, 2016 (vs. #21 Missouri, 3-1) <i>Previous: Sept. 17, 2006 (vs. #6 Florida, 3-1)</i>
Beat a top-10 opponent	Sept. 17, 2006 (vs. #6 Florida, 3-1)
Started a season 8-0	2016 (12-0) <i>Previous (2012, started 13-0)</i>
Opponent with < 40 points in a match*	Sept. 17, 2016 (vs. Gardner-Webb, 38) <i>Previous: Aug. 30, 2013 (vs. S.C. State, 36)</i>
Opponent with < 10 points in a set*	Sept. 9, 2016 (vs. Buffalo, 7) <i>Previous: Aug. 30, 2013 (vs. S.C. State, 9)</i>
Opponent with < 15 points in a set*	Sept. 9, 2017 (Radford, 12)
Longest SEC Win Streak	Sept. 27 - Oct. 25, 2002 (9)
Ranked in the top-25	Dec. 5, 2002
Highest ranking	18th (Nov. 22, 2002)

### KILLS/ATTACKS

75 or more kills	Nov. 11, 2007 (at Tennessee, 82)
85 or more kills	Nov. 2, 2007 (vs. Arkansas, 85)
95 or more kills	Nov. 7, 1986 (vs. North Carolina State, 99)
200 or more attacks	Nov. 13, 2010 (vs. Mississippi St., 220)
225 or more attacks	Nov. 11, 2007 (at Tennessee, 241)
Opponent had less than 20 kills	Aug. 30, 2013 (vs. S.C. State, 16)

### DIGS

80+ digs	Oct. 18, 2015 (at Tennessee, 80)
90+ digs	Nov. 19, 2014 (at Tennessee, 91)
100+ digs	Sept. 10, 2011 (at College of Charleston, 101)

15+ blocks
20+ blocks
Outblocked and won

10+ aces
15+ aces
20+ aces

### BLOCKS

Oct. 3, 2016 (vs. Kentucky, 15.0)
Sept. 8, 2006 (vs. St. John's, 20.0)
Nov. 6, 2016 (vs. Georgia, 8.0-5.0)

### ACES

Sept. 8, 2016 (vs. Miami (Ohio), 10)
Sept. 18, 2003 (vs. Santa Clara, 15)
Sept. 6, 1991 (vs. Jacksonville, 22)

### HITTING PERCENTAGE

Hit over .300 10 times in a season	2016 (11 times) <i>Previous: 2012 (13 times)</i>
Hit over .300	Sept. 8, 2017 (vs. ECU, 333)
Hit over .400	Aug. 25, 2017 (vs. Mercer, 400)
Hit over .500	Nov. 23, 2008 (vs. Mississippi State, .536)
Opponent hit over .300	Nov. 25, 2016 (at Ole Miss, .340)
Opponent hit over .350	Nov. 11, 2016 (at Florida, .354)
Opponent hit over .450	Nov. 26, 2014 (Florida, .450)
Opponent hit less than .100	Aug. 26, 2017 (North Florida, .083)
Hit less than .100	Oct. 9, 2016 (Florida, .030)
Hit less than .200	Sept. 1, 2017 (vs. UNCW, .194)
Hit less than .200 and won	Aug. 26, 2016 (at College of Charleston, .168)
Hit less than .150 and won	Nov. 7, 2004 (vs. Arkansas, .138)
Outhit the opponent and lost	Sept. 8, 2017 (vs. Miami (Ohio))
Was outhit and won	Sept. 10, 2016 (at Georgia Southern)
Opponent w/ negative total hitting %	Sept. 21, 2013 (vs. Presbyterian, -.011)

### ASSISTS

Nov. 2, 2007 (vs. Arkansas, 80)
Nov. 7, 1986 (vs. North Carolina St., 95)
N/A

\* In a standard 25-point game, best-of-five match

## THE LAST TIME A GAMECOCK HAD...

### KILLS

Five players with 10+ kills	Aug. 24, 2012 (vs. East Tennessee State)
Three players with 15+ kills	Sept. 5, 2008 (at Rhode Island)
Two players with 20+ kills	Oct. 18, 2015 (at Tennessee)
No player w/10+ kills	Oct. 14, 2016 (at Texas A&M)
20 or more kills	Nov. 4, 2016 (Mikayla Shields, 23 at Mississippi State)
25 or more kills	Sept. 8, 2017 (Mikayla Shields, 26 vs. Miami (Ohio))
30 or more kills	Sept. 6, 2013 (Juliette Thevenin, 30 at Clemson)
20+ kills and 20+ digs	Sept. 6, 2014 vs. Furman (Taylr McNeil, 22 kills, 23 digs)
Had a triple-double	Sept. 16, 2005 vs. Houston (Iris Santos, 12 K, 57 A, 13 D)
Three players with a double-double	Sept. 1, 2017 (vs. UNCW) (Mikayla Shields 24K, 17D; Courtney Koehler 30A, 10D; Aubrey Ezell 17A, 15D)

### ATTACKS

50 or more attempts	Sept. 8, 2017 (Mikayla Shields, 51 vs. Miami)
60 or more attempts	Oct. 4, 2013 (Juliette Thevenin, 61 vs. Arkansas)
70 or more attempts	Sept. 6, 2013 (Juliette Thevenin, 73 at Clemson)

### DIGS

Five players with 10+ digs	Sept. 1, 2017 (vs. UNCW)
Three players with 15+ digs	Sept. 1, 2017 (vs. UNCW)
Two players with 20+ digs	<i>Previous: Sept. 6, 2014 (vs. Furman)</i> Nov. 19, 2014 at Tennessee (Koko Atoa-Williams 27 / Mikaela Christiaansen 22)
20 or more digs	Oct. 16, 2016 (Megan Kirkland, 20 at LSU)
25 or more digs	Nov. 23, 2014 (M. Christiaansen, 33 at Georgia)
30 or more digs	Nov. 23, 2014 (M. Christiaansen, 33 at Georgia)

10 or more total blocks
15 or more total blocks
3+ solo blocks
5+ solo blocks

3 or more aces
5 or more aces
6+ aces
7+ aces

.400 hitting percentage
.500 hitting percentage
.600 hitting percentage
.700 hitting percentage
.800 hitting percentage

50 or more assists
60 or more assists
70 or more assists
80+ assists
Two players with 20+ assists

### BLOCKS

Oct. 3, 2016 (Alicia Starr, 11 vs. Kentucky)
Sept. 6, 1991 (Libby Ralston, 16 vs. Jacksonville)
Nov. 23, 2016 (Claire Edwards, 3 vs. Arkansas)
Sept. 11, 2010 (Teresa Stenlund, 5 vs. Lipscomb)

### ACES

Sept. 9, 2017 (Aubrey Ezell, 5 vs. Radford)
Sept. 9, 2017 (Aubrey Ezell, 5 vs. Radford)
Sept. 8, 2017 (Aubrey Ezell, 6 vs. Miami (Ohio))
Sept. 7, 2002 (Megan Hosp, 8 vs. Creighton)

### HITTING PERCENTAGE (Min. 10 Kills)

Sept. 9, 2017 (Alicia Starr, .450 vs. Radford)
Sept. 2, 2017 (Mikayla Shields, .500 vs. Troy)
Sept. 17, 2016 (Mikayla Shields, .638 vs. William & Mary)
Nov. 8, 2008 (Darian Dozier, .708 at Alabama)
Aug. 25, 2017 (Mikayla Robinson, .846 vs. Mercer)
<i>Previous: Sept. 17, 1983 (Lori Rowe, .870 vs. Appalachian St.)</i>

### ASSISTS

Oct. 18, 2015 (Aubrey Ezell, 62 at Tennessee)
Oct. 18, 2015 (Aubrey Ezell, 62 at Tennessee)
Sept. 24, 2000 (Megan Hosp, 72 vs. Arkansas)
Nov. 12, 1988 (Correll, 84 vs. G. Washington)
Oct. 28, 2016 (Courtney Koehler 23 / Aubrey Ezell 36 vs. LSU)

Box scores are only available from 1993 to the present. Limited historical records prior to 1993 were used to aid in the composition of team match records as well.

**MATCH-BY-MATCH STARTERS**

DATE	OPPONENT	W/L	MB	MB	LS/OH	LS/OH	RS/OH	SETTER	LIBERO
8/25	Mercer	W, 3-0	Edwards	Robinson	Furlong	Starr	Shields	Koehler	Ezell
8/26	Troy	W, 3-0	Edwards	Robinson	Gostomski	Starr	Shields	Koehler	Ezell
8/26	North Florida	W, 3-0	Edwards	Robinson	Furlong	Starr	Shields	Koehler	Ezell
9/1	Northwestern	L, 3-1	Edwards	Robinson	Furlong	Starr	Shields	Koehler	Ezell
9/1	UNCW	L, 3-1	Starr	Robinson	Furlong	Lock	Shields	Koehler	Ezell
9/2	Duke	W, 3-1	Starr	Robinson	Epps	Lock	Shields	Koehler	Ezell
9/8	Eastern Kentucky	W, 3-0	Edwards	Robinson	Vastine	Starr	Shields	Koehler	Ezell
9/8	Miami (Ohio)	L, 3-2	Starr	Robinson	Furlong	Vastine	Shields	Koehler	Ezell
9/9	Radford	L, 3-2	Starr	Robinson	Furlong	Epps	Shields	Koehler	Ezell

**MATCH-BY-MATCH INDIVIDUAL LEADERS**

DATE	OPPONENT	W/L	HIGH KILLS	HIGH ASSISTS	HIGH ACES	HIGH DIGS	HIGH BLOCKS
8/25	Mercer	W	Robinson (12)	Koehler (30)	Shields (2)	Ezell (19)	Edwards (3)
8/26	Troy	W	Robinson (10)	Koehler (32)	Three with (1)	Ezell (7)	Robinson (4)
8/26	North Florida	W	Furlong (10)	Koehler (35)	Lock (2)	Ezell (14)	Edwards (7)
9/1	Northwestern	L	Shields (14)	Koehler (35)	Edwards, Gostomski (1)	Ezell (18)	Edwards (6)
9/1	UNCW	L	Shields (24)	Koehler (30)	Lock (2)	Shields (17)	Shields, Starr (4)
9/2	Duke	W	Shields (26)	Koehler (47)	Four with (1)	Ezell (18)	Starr (7)
9/8	Eastern Kentucky	W	Shields (12)	Koehler (40)	Ezell (5)	Ezell (18)	Robinson (6)
9/8	Miami (Ohio)	L	Shields (26)	Koehler (42)	Ezell (6)	Ezell (22)	Three with (2)
9/9	Radford	L	Shields, Robinson (14)	Koehler (37)	Ezell (5)	Ezell (19)	Robinson (3)

## SEASON STATISTICS

Overall record: 5-4 Conf: 0-0 Home: 4-2 Away: 1-0 Neutral: 0-2

#	Player	sp	Attack				pct	Set		Serve			re	Dig		Blocking					points	
			k	k/s	e	ta		a	a/s	sa	se	sa/s		dig	dig/s	bs	ba	total	blk/s	be		bhe
8	Mikayla Shields	34	140	4.12	31	302	.361	8	0.24	5	14	0.15	4	93	2.74	6	17	23	0.68	5	3	-
11	Mikayla Robinson	33	82	2.48	27	160	.344	3	0.09	0	0	0.00	0	3	0.09	4	21	25	0.76	4	0	-
20	Alicia Starr	33	63	1.91	10	157	.338	6	0.18	1	6	0.03	7	36	1.09	2	21	23	0.70	1	0	-
12	Courtney Furlong	27	42	1.56	26	132	.121	1	0.04	3	1	0.11	2	39	1.44	2	15	17	0.63	3	0	-
1	Claire Edwards	21	31	1.48	12	82	.232	1	0.05	5	9	0.24	0	11	0.52	5	19	24	1.14	1	1	-
22	Abreia Epps	17	26	1.53	17	88	.102	1	0.06	0	0	0.00	2	3	0.18	0	4	4	0.24	2	0	-
6	Courtney Koehler	34	19	0.56	3	53	.302	328	9.65	3	3	0.09	0	65	1.91	5	5	10	0.29	2	10	-
7	Brooke Gostomski	16	10	0.62	3	21	.333	1	0.06	3	2	0.19	5	12	0.75	0	1	1	0.06	0	0	-
3	Jess Vastine	15	7	0.47	9	48	-.042	3	0.20	2	1	0.13	4	22	1.47	0	5	5	0.33	1	0	-
10	Emma Lock	29	2	0.07	1	3	.333	7	0.24	5	4	0.17	7	31	1.07	0	0	0	0.00	0	0	-
15	Jesse Turner	2	2	1.00	0	4	.500	0	0.00	0	1	0.00	0	0	0.00	0	0	0	0.00	0	0	-
5	Aubrey Ezell	34	2	0.06	2	11	.000	43	1.26	19	22	0.56	6	150	4.41	0	0	0	0.00	0	2	-
25	Courtney McKeag	2	1	0.50	0	3	.333	0	0.00	0	1	0.00	0	1	0.50	0	0	0	0.00	0	0	-
23	Callie Brown	3	1	0.33	1	6	.000	0	0.00	0	0	0.00	0	0	0.00	0	2	2	0.67	0	0	-
16	Savannah Murray	3	0	0.00	0	0	.000	0	0.00	0	0	0.00	1	0	0.00	0	0	0	0.00	0	0	-
	SOUTH CAROLINA	34	428	12.59	142	1070	.267	402	11.82	46	64	1.35	51	466	13.71	24	110	79.0	2.32	19	16	-
	Opponents	34	415	12.21	188	1151	.197	385	11.32	51	80	1.50	46	426	12.53	11	67	44.5	1.31	18	7	-

Team Statistics	SC	OPP	Date	Opponent	Score	Score by set	Att.
<b>ATTACK</b>							
Kills	428	415	#Aug 25	MERCER	w 3-0	25-17,26-24,25-19	1925
Errors	142	188	#Aug 26	TROY	w 3-0	25-18,25-20,25-22	1315
Total Attacks	1070	1151	#Aug 26	NORTH FLORIDA	w 3-0	25-19,25-22,25-17	1804
Attack Pct	.267	.197	\$Sept 1	vs Northwestern	L 1-3	25-13,18-25,18-25,19-25	107
Kills/Set	12.6	12.2	\$Sept 1	vs UNCW	L 1-3	25-17,21-25,21-25,26-28	212
<b>SET</b>							
Assists	402	385	\$Sept 2	at Duke	w 3-1	19-25,25-20,25-21,25-16	808
Attempts	1084	1153	&Sep 08	EASTERN KENTUCKY	w 3-0	25-20,25-19,26-24	1315
Assist Pct	.371	.334	&Sep 08	MIAMI (OHIO)	L 2-3	25-21,20-25,25-15,22-25,11-15	1820
Assists/Set	11.8	11.3	&Sep 09	RADFORD	L 2-3	25-12,18-25,13-25,25-22,9-15	1802
Record in 3-set matches:4-0 • Record in 4-set matches:1-2 • Record in 5-set matches:0-2							
<b>SERVE</b>							
Aces	46	51					
Errors	64	80					
Attempts	761	710					
Serve Pct	.916	.887					
Aces/Set	1.4	1.5					
<b>SERVE RECEPTIONS</b>							
Errors	51	46					
Errors/Set	1.5	1.4					
Attempts	630	694					
Reception Pct	.919	.934					
<b>DEFENSE</b>							
Digs	466	426					
Digs/Set	13.7	12.5					
<b>BLOCKING</b>							
Block Solo	24	11					
Block Assist	110	67					
Total Blocks	79.0	44.5					
Blocks/Set	2.3	1.3					
Block Errors	19	18					
Ball handling errors	16	7					
<b>ATTENDANCE</b>							
Total	9981	808					
Dates/Avg Per Date	6/1664	1/808					
Neutral site #/Avg	2/160						
Current win streak	0	-					
Home win streak	0	-					

## INDIVIDUAL MATCH HIGHS

### ATTACK PERCENT (K-E-TA) Minimum 10 Kills

.846 (12- 1-13)	Mikayla Robinson	vs Mercer (Aug 25, 2017)
.511 (26- 3-45)	Mikayla Shields	at Duke (Sept 2, 2017)
.500 (10- 3-14)	Mikayla Robinson	vs Troy (Aug 26, 2017)
.500 (12- 1-22)	Alicia Starr	at Duke (Sept 2, 2017)
.450 (10- 1-20)	Alicia Starr	vs Radford (Sep 09, 2017)
.431 (26- 4-51)	Mikayla Shields	vs Miami (Ohio) (Sep 08, 2017)
.409 (10- 1-22)	Alicia Starr	vs UNCW (Sept 1, 2017)
.364 (12- 4-22)	Mikayla Shields	vs Eastern Kentucky (Sep 08, 2017)
.350 (10- 3-20)	Courtney Furlong	vs North Florida (Aug 26, 2017)
.340 (24- 7-50)	Mikayla Shields	vs UNCW (Sept 1, 2017)

### KILLS 3-SETS (K-E-TA)

12 (12- 1-13)	Mikayla Robinson	vs Mercer (Aug 25, 2017)
12 (12- 4-22)	Mikayla Shields	vs Eastern Kentucky (Sep 08, 2017)
10 (10- 3-14)	Mikayla Robinson	vs Troy (Aug 26, 2017)
10 (10- 3-20)	Courtney Furlong	vs North Florida (Aug 26, 2017)
9 (9- 1-20)	Mikayla Shields	vs Troy (Aug 26, 2017)

### KILLS 4-SETS (K-E-TA)

26 (26- 3-45)	Mikayla Shields	at Duke (Sept 2, 2017)
24 (24- 7-50)	Mikayla Shields	vs UNCW (Sept 1, 2017)
14 (14- 5-33)	Mikayla Shields	vs Northwestern (Sept 1, 2017)
12 (12- 1-22)	Alicia Starr	at Duke (Sept 2, 2017)
10 (10- 1-22)	Alicia Starr	vs UNCW (Sept 1, 2017)

### KILLS 5-SETS (K-E-TA)

26 (26- 4-51)	Mikayla Shields	vs Miami (Ohio) (Sep 08, 2017)
14 (14- 4-32)	Mikayla Robinson	vs Radford (Sep 09, 2017)
14 (14- 2-38)	Mikayla Shields	vs Radford (Sep 09, 2017)
10 (10- 1-20)	Alicia Starr	vs Radford (Sep 09, 2017)
8 (8- 2-18)	Abreia Epps	vs Miami (Ohio) (Sep 08, 2017)

### TOTAL ATTEMPTS 3-SETS (K-E-TA)

27 (8- 4-27)	Mikayla Shields	vs North Florida (Aug 26, 2017)
22 (12- 4-22)	Mikayla Shields	vs Eastern Kentucky (Sep 08, 2017)
20 (10- 3-20)	Courtney Furlong	vs North Florida (Aug 26, 2017)
20 (9- 1-20)	Mikayla Shields	vs Troy (Aug 26, 2017)
19 (8- 2-19)	Alicia Starr	vs Eastern Kentucky (Sep 08, 2017)

### TOTAL ATTEMPTS 4-SETS (K-E-TA)

50 (24- 7-50)	Mikayla Shields	vs UNCW (Sept 1, 2017)
45 (26- 3-45)	Mikayla Shields	at Duke (Sept 2, 2017)
36 (9- 5-36)	Abreia Epps	vs UNCW (Sept 1, 2017)
33 (14- 5-33)	Mikayla Shields	vs Northwestern (Sept 1, 2017)
27 (7- 3-27)	Courtney Furlong	at Duke (Sept 2, 2017)

### TOTAL ATTEMPTS 5-SETS (K-E-TA)

51 (26- 4-51)	Mikayla Shields	vs Miami (Ohio) (Sep 08, 2017)
38 (14- 2-38)	Mikayla Shields	vs Radford (Sep 09, 2017)
32 (14- 4-32)	Mikayla Robinson	vs Radford (Sep 09, 2017)
21 (3- 8-21)	Abreia Epps	vs Radford (Sep 09, 2017)
20 (10- 1-20)	Alicia Starr	vs Radford (Sep 09, 2017)

### ASSISTS 3-SETS

40	Courtney Koehler	vs Eastern Kentucky (Sep 08, 2017)
35	Courtney Koehler	vs North Florida (Aug 26, 2017)
32	Courtney Koehler	vs Troy (Aug 26, 2017)
30	Courtney Koehler	vs Mercer (Aug 25, 2017)
5	Aubrey Ezell	vs North Florida (Aug 26, 2017)

### ASSISTS 4-SETS

47	Courtney Koehler	at Duke (Sept 2, 2017)
35	Courtney Koehler	vs Northwestern (Sept 1, 2017)
30	Courtney Koehler	vs UNCW (Sept 1, 2017)
17	Aubrey Ezell	vs UNCW (Sept 1, 2017)
4	Aubrey Ezell	at Duke (Sept 2, 2017)

### ASSISTS 5-SETS

42	Courtney Koehler	vs Miami (Ohio) (Sep 08, 2017)
37	Courtney Koehler	vs Radford (Sep 09, 2017)
6	Aubrey Ezell	vs Miami (Ohio) (Sep 08, 2017)
3	Aubrey Ezell	vs Radford (Sep 09, 2017)
1	Mikayla Shields	vs Radford (Sep 09, 2017)

### DIGS 3-SETS

19	Aubrey Ezell	vs Mercer (Aug 25, 2017)
18	Aubrey Ezell	vs Eastern Kentucky (Sep 08, 2017)
14	Aubrey Ezell	vs North Florida (Aug 26, 2017)
9	Mikayla Shields	vs North Florida (Aug 26, 2017)
7	Mikayla Shields	vs Eastern Kentucky (Sep 08, 2017)

### DIGS 4-SETS

18	Aubrey Ezell	vs Northwestern (Sept 1, 2017)
18	Aubrey Ezell	at Duke (Sept 2, 2017)
17	Mikayla Shields	vs UNCW (Sept 1, 2017)
16	Courtney Furlong	vs UNCW (Sept 1, 2017)
15	Aubrey Ezell	vs UNCW (Sept 1, 2017)

### DIGS 5-SETS

22	Aubrey Ezell	vs Miami (Ohio) (Sep 08, 2017)
19	Mikayla Shields	vs Miami (Ohio) (Sep 08, 2017)
19	Aubrey Ezell	vs Radford (Sep 09, 2017)
15	Mikayla Shields	vs Radford (Sep 09, 2017)
11	Courtney Koehler	vs Miami (Ohio) (Sep 08, 2017)

### ACES

6	Aubrey Ezell	vs Miami (Ohio) (Sep 08, 2017)
5	Aubrey Ezell	vs Eastern Kentucky (Sep 08, 2017)
5	Aubrey Ezell	vs Radford (Sep 09, 2017)
2	Courtney Furlong	vs Radford (Sep 09, 2017)
2	Emma Lock	vs North Florida (Aug 26, 2017)

### BLOCKS (BS-BA)

7 (1- 6)	Claire Edwards	vs North Florida (Aug 26, 2017)
7 (0- 7)	Alicia Starr	at Duke (Sept 2, 2017)
6 (2- 4)	Mikayla Robinson	at Duke (Sept 2, 2017)
6 (2- 4)	Claire Edwards	vs Northwestern (Sept 1, 2017)
6 (0- 6)	Mikayla Robinson	vs Eastern Kentucky (Sep 08, 2017)
5 (0- 5)	Courtney Furlong	vs Eastern Kentucky (Sep 08, 2017)
4 (1- 3)	Alicia Starr	vs North Florida (Aug 26, 2017)
4 (1- 3)	Mikayla Shields	vs North Florida (Aug 26, 2017)
4 (0- 4)	Alicia Starr	vs UNCW (Sept 1, 2017)
4 (0- 4)	Jess Vastine	at Duke (Sept 2, 2017)



## TEAM MATCH HIGHS

### ATTACK PERCENT (K-E-TA)

.400 (42- 8- 85)	vs Mercer (Aug 25, 2017)
.333 (43-14- 87)	vs Eastern Kentucky (Sep 08, 2017)
.327 (62-13-150)	at Duke (Sept 2, 2017)
.311 (43-11-103)	vs North Florida (Aug 26, 2017)
.310 (36-10- 84)	vs Troy (Aug 26, 2017)
.237 (53-21-135)	vs Miami (Ohio) (Sep 08, 2017)
.213 (48-19-136)	vs Radford (Sep 09, 2017)
.194 (58-25-170)	vs UNCW (Sept 1, 2017)
.183 (43-21-120)	vs Northwestern (Sept 1, 2017)

### KILLS 3-SETS (K-E-TA)

43 (43-11-103)	vs North Florida (Aug 26, 2017)
43 (43-14- 87)	vs Eastern Kentucky (Sep 08, 2017)
42 (42- 8- 85)	vs Mercer (Aug 25, 2017)
36 (36-10- 84)	vs Troy (Aug 26, 2017)

### KILLS 4-SETS (K-E-TA)

62 (62-13-150)	at Duke (Sept 2, 2017)
58 (58-25-170)	vs UNCW (Sept 1, 2017)
43 (43-21-120)	vs Northwestern (Sept 1, 2017)

### KILLS 5-SETS (K-E-TA)

53 (53-21-135)	vs Miami (Ohio) (Sep 08, 2017)
48 (48-19-136)	vs Radford (Sep 09, 2017)

### TOTAL ATTEMPTS 3-SETS (K-E-TA)

103 (43-11-103)	vs North Florida (Aug 26, 2017)
87 (43-14- 87)	vs Eastern Kentucky (Sep 08, 2017)
85 (42- 8- 85)	vs Mercer (Aug 25, 2017)
84 (36-10- 84)	vs Troy (Aug 26, 2017)

### TOTAL ATTEMPTS 4-SETS (K-E-TA)

170 (58-25-170)	vs UNCW (Sept 1, 2017)
150 (62-13-150)	at Duke (Sept 2, 2017)
120 (43-21-120)	vs Northwestern (Sept 1, 2017)

### TOTAL ATTEMPTS 5-SETS (K-E-TA)

136 (48-19-136)	vs Radford (Sep 09, 2017)
135 (53-21-135)	vs Miami (Ohio) (Sep 08, 2017)

### ASSISTS 3-SETS

43	vs Eastern Kentucky (Sep 08, 2017)
42	vs North Florida (Aug 26, 2017)
39	vs Mercer (Aug 25, 2017)
34	vs Troy (Aug 26, 2017)

### ASSISTS 4-SETS

58	at Duke (Sept 2, 2017)
52	vs UNCW (Sept 1, 2017)
40	vs Northwestern (Sept 1, 2017)

### ASSISTS 5-SETS

51	vs Miami (Ohio) (Sep 08, 2017)
43	vs Radford (Sep 09, 2017)

### DIGS 3-SETS

45	vs North Florida (Aug 26, 2017)
39	vs Eastern Kentucky (Sep 08, 2017)
35	vs Mercer (Aug 25, 2017)
26	vs Troy (Aug 26, 2017)

### DIGS 4-SETS

77	vs UNCW (Sept 1, 2017)
68	at Duke (Sept 2, 2017)
48	vs Northwestern (Sept 1, 2017)

### DIGS 5-SETS

70	vs Miami (Ohio) (Sep 08, 2017)
58	vs Radford (Sep 09, 2017)

### ACES

10	vs Miami (Ohio) (Sep 08, 2017)
9	vs Radford (Sep 09, 2017)
5	vs Eastern Kentucky (Sep 08, 2017)
5	vs Mercer (Aug 25, 2017)
4	vs North Florida (Aug 26, 2017)

### BLOCKS

13.0	at Duke (Sept 2, 2017)
12.0	vs North Florida (Aug 26, 2017)
10.0	vs Eastern Kentucky (Sep 08, 2017)
9.0	vs Troy (Aug 26, 2017)
8.0	vs UNCW (Sept 1, 2017)
7.0	vs Mercer (Aug 25, 2017)
7.0	vs Radford (Sep 09, 2017)
7.0	vs Northwestern (Sept 1, 2017)
6.0	vs Miami (Ohio) (Sep 08, 2017)

## INDIVIDUAL MATCH RECORDS - RALLY SCORING ERA (SINCE 2001)

## KILLS

## 3-SET MATCHES

Rank	Name	Opponent (Date)	Kills
1.	Shonda Cole	Georgia (11/15/2006)	27
2.	Shonda Cole	Arkansas (10/27/2006)	22
3.	6x, Last: Juliette Thévenin	Montana (8/26/2011)	21

## 4-SET MATCHES

Rank	Name	Opponent (Date)	Kills
1.	Shonda Cole	Florida (9/17/2006)	35
2.	Shonda Cole	College of Charleston (11/22/2006)	29
	Shonda Cole	Tennessee (11/12/2006)	29
4.	Hannah Lawing	Harvard (9/12/2009)	28
5.	4x, Last: Mikayla Shields	Miami (9/8/17)	26

## 5-SET MATCHES

Rank	Name	Opponent (Date)	Kills
1.	Shonda Cole	TCU (8/25/2006)	37
2.	Shonda Cole	Auburn (9/15/2006)	36
	Shonda Cole	Clemson (8/31/2006)	36
4.	Shonda Cole	St. John's (9/8/2006)	32
5.	Shonda Cole	Alabama (10/1/2006)	31

## ATTACKS

## 3-SET MATCHES

Rank	Name	Opponent (Date)	Attacks
1.	Shonda Cole	Kentucky (10/7/2006)	52
2.	Juliette Thevenin	Montana (8/26/2011)	50
3.	Shonda Cole	College of Charleston (9/15/2005)	47
4.	Shonda Cole	Ole Miss (11/5/2006)	45
	Ivana Kujundzic	Tennessee (10/10/2008)	45

## 4-SET MATCHES

Rank	Name	Opponent (Date)	Attacks
1.	Shonda Cole	Tennessee (11/12/2006)	73
2.	Shonda Cole	North Carolina (11/27/2004)	72
3.	Shonda Cole	Florida (9/17/2006)	65
	Shonda Cole	Alabama (11/17/2006)	65
	Shonda Cole	College of Charleston (11/22/2006)	65

## 5-SET MATCHES

Rank	Name	Opponent (Date)	Attacks
1.	Juliette Thevenin	Clemson (9/6/2013)	73
	Juliette Thevenin	Alabama (11/16/2012)	73
3.	Shonda Cole	Auburn (9/15/2006)	71
4.	Ivana Kujundzic	Rice (9/11/2009)	70
5.	Shonda Cole	Auburn (10/22/2006)	68

## HITTING PERCENTAGE

## 3-SET MATCHES (MINIMUM 15 ATTACKS)

Rank	Name	Opponent (Date)	(K-E-A) Pct.
1.	Mikayla Robinson	Mercer (8/25/2017)	(12-1-13) .846
2.	Belita Salters	Mississippi State (11/23/2008)	(15-0-19) .789
3.	Sam Alban	Kentucky (9/20/2002)	(13-0-17) .765
4.	Megan Laughlin	South Carolina State (10/23/2008)	(11-0-15) .733
5.	Niece Curry	Santa Clara (9/1/2001)	(14-1-18) .722

## 4-SET MATCHES (MINIMUM 20 ATTACKS)

Rank	Name	Opponent (Date)	(K-E-A) Pct.
1.	Niece Curry	American (12/5/2002)	(18-1-22) .773
2.	Darian Dozier	Alabama (11/8/2015)	(17-0-24) .708
3.	Berna Dwyer	LSU (10/6/2002)	(17-0-25) .680
4.	Bethanie Thomas	Elon (9/3/2011)	(16-1-26) .577
5.	Juliette Thevenin	Robert Morris (9/21/2013)	(26-2-42) .571
	Darian Dozier	Texas A&M (10/6/2013)	(18-2-28) .571

## 5-SET MATCHES (MINIMUM 25 ATTACKS)

Rank	Name	Opponent (Date)	(K-E-A) Pct.
1.	Belita Salters	UNLV (8/30/2008)	(21-2-35) .543
2.	Meredith Moorehead	Kentucky (11/10/2006)	(15-2-25) .520
3.	Sarah Blomgren	Mississippi State (10/4/2015)	(20-2-33) .545
4.	Darian Dozier	Winthrop (9/5/2015)	(14-1-27) .481
5.	Shonda Cole	TCU (8/25/2006)	(37-6-65) .477

## ASSISTS

## 3-SET MATCHES

Rank	Name	Opponent (Date)	Assists
1.	Megan Hosp	Georgia (11/2/2001)	52
2.	Alexcis Thomson	Georgia (11/15/2006)	50
	B. Denson-Dorman	Coll. of Charleston (9/12/2008)	50
4.	Aubrey Ezell	Georgia (10/14/2015)	49
5.	Megan Hosp	Purdue (9/7/2001)	47

## 4-SET MATCHES

Rank	Name	Opponent (Date)	Assists
1.	Megan Hosp	Arkansas (11/17/2001)	66
2.	Megan Hosp	North Carolina (12/6/2002)	65
3.	Megan Hosp	North Carolina (11/29/2001)	61
4.	Megan Hosp	North Carolina (11/24/2001)	60
	Iris Santos	Florida (9/17/2006)	60

## 5-SET MATCHES

Rank	Name	Opponent (Date)	Assists
1.	Iris Santos	Auburn (10/22/2006)	64
2.	Alexcis Thomson	Kentucky (10/8/2003)	62
	Iris Santos	Clemson (8/31/2006)	62
	Iris Santos	TCU (10/1/2006)	62
	Aubrey Ezell	Tennessee (10/17/2015)	62

## DIGS

## 3-SET MATCHES

Rank	Name	Opponent (Date)	Digs
1.	Hannah Lawing	Furman (9/10/2010)	26

## 4-SET MATCHES

Rank	Name	Opponent (Date)	Digs
1.	Mikaela Christiaansen	Georgia (11/23/2014)	33
2.	Yajaira Cadet	North Carolina (12/6/2002)	30
3.	3x, Last: Paige Wheeler	LSU (11/13/2011)	28

## 5-SET MATCHES

Rank	Name	Opponent (Date)	Digs
1.	Hannah Lawing	Mississippi State (11/13/2010)	38
2.	Sarah Cline	Arkansas (11/2/2007)	36
3.	Mikaela Christiaansen	Mississippi State (10/24/2014)	27
	Paige Wheeler	LSU (11/13/2011)	27
	Sarah Cline	Rice (9/11/2009)	27

## SERVICE ACES

## 3-SET MATCHES

Rank	Name	Opponent (Date)	Aces
1.	Megan Hosp	Creighton (9/7/2002)	8
2.	8x, Last: Mikayla Shields	Georgia (11/6/2016)	6

## 4-SET MATCHES

Rank	Name	Opponent (Date)	Aces
1.	Cally Plummer	Clemson (10/10/2001)	8
2.	6x, Last: Jordan Bradosky	The Citadel (9/26/2010)	6

## 5-SET MATCHES

Rank	Name	Opponent (Date)	Aces
1.	Aubrey Ezell	Miami (Ohio) (9/8/2017)	6
	Taylor Bruns	BYU (8/28/2010)	
	Shonda Cole	Alabama (10/1/2006)	
4.	7x, Last: Aubrey Ezell	Radford (9/9/2017)	5

## INDIVIDUAL MATCH RECORDS - RALLY SCORING ERA (SINCE 2001)

### SOLO BLOCKS

#### 3-SET MATCHES

Rank	Name	Opponent (Date)	Blocks
1.	Teresa Stenlund	Lipscomb (9/11/2010)	5
2.	<i>6x, Last: Alicia Starr</i>	<i>Davidson (9/16/2016)</i>	4
	Previous: Belita Salters	VCU (8/31/2007)	4

#### 4-SET MATCHES

Rank	Name	Opponent (Date)	Blocks
1.	<i>13x, Last: Claire Edwards</i>	<i>Arkansas (11/23/2016)</i>	3

#### 5-SET MATCHES

Rank	Name	Opponent (Date)	Blocks
1.	Juliette Thévenin	Alabama (11/16/2012)	4
2.	8x, Last: Bethanie Thomas	E. Tenn. State (8/25/2012)	3

### BLOCK ASSISTS

#### 3-SET MATCHES

Rank	Name	Opponent (Date)	Blocks
1.	Darian Dozier	High Point (8/31/2013)	8
	Berna Dwyer	Santa Clara (9/1/2001)	8
3.	Belita Salters	Auburn (10/21/2007)	7
	Crystal Johnson	Texas A&M CC (8/26/2006)	7
	Lauren Ford	Mississippi State (9/24/2004)	7
	Nicole Miller	Auburn (10/31/2003)	7

#### 4-SET MATCHES

Rank	Name	Opponent (Date)	Blocks
1.	7x, Last: Belita Salters	North Carolina (9/10/2005)	10

#### 5-SET MATCHES

Rank	Name	Opponent (Date)	Blocks
1.	Jacqy Angermiller	Eastern Kentucky (9/19/2014)	11
	Crystal Johnson	St. John's (9/8/2006)	11
3.	6x, Last: Darian Dozier	Furman (9/6/2014)	8

### TOTAL BLOCKS

#### 3-SET MATCHES

Rank	Name	Opponent (Date)	Blocks
1.	Belita Salters	Auburn (10/21/2007)	9
2.	4x, Last: Darian Dozier	High Point (8/31/2013)	8

#### 4-SET MATCHES

Rank	Name	Opponent (Date)	Blocks
1.	Lauren Ford	Mississippi (10/8/2004)	13
2.	<i>5x, Last: Alicia Starr</i>	<i>Kentucky (10/2/2016)</i>	11

#### 5-SET MATCHES

Rank	Name	Opponent (Date)	Blocks
1.	Crystal Johnson	St. John's (9/8/2006)	13
2.	4x, Last: Jacqy Angermiller	E. Kentucky (9/19/2014)	11

PLEASE NOTE: Box scores are only available from 1993 to the present. Limited historical records prior to 1993 were used to compile records as well.

\*From 2001 through 2007, sets went to 30 points instead of 25

Current players in *italics*



Sophomore Alicia Starr was a surprise standout at the net in her first season with the team. Despite playing out at the pin in her prep career, Starr moved in to the middle due to depth concerns, and turned out to be the team's top blocker. Her 1.13 blocks per set set the program's freshman record for the rally-scoring era

## TEAM MATCH RECORDS - RALLY SCORING ERA (SINCE 2001)

**KILLS**

**3-SET MATCHES**

Rank	Opponent (Date)	Kills
1.	Purdue (9/7/2001)	62
2.	Georgia (11/15/2006)	61
3.	Mississippi State (11/3/2002)	60
4.	Georgia (11/2/2001)	59
5.	Mississippi State (10/21/11)	57

**4-SET MATCHES**

Rank	Opponent (Date)	Kills
1.	Florida (9/17/2006)	82
	Houston (9/16/2005)	82
3.	North Carolina (11/24/2001)	78
4.	Michigan State (8/31/2002)	76
5.	North Carolina (12/6/2002)	73

**5-SET MATCHES**

Rank	Opponent (Date)	Kills
1.	Arkansas (11/2/2007)	85
2.	Tennessee (11/11/2007)	82
	Maryland (9/11/2007)	82
4.	Auburn (9/14/2007)	81
5.	Auburn (9/15/2006)	80

**ATTACKS**

**3-SET MATCHES**

Rank	Opponent (Date)	Attacks
1.	San Diego (9/13/2002)	166
2.	Montana (8/26/2011)	149
3.	Delaware (8/25/2007)	148
4.	College of Charleston (9/15/2005)	146
5.	George Washington (9/1/2007)	144

**4-SET MATCHES**

Rank	Opponent (Date)	Attacks
1.	Arkansas (10/4/2002)	193
2.	North Carolina (12/6/2002)	192
3.	Michigan State (8/31/2002)	191
4.	North Carolina (11/29/2001)	190
	Arkansas (11/17/2001)	190

**5-SET MATCHES**

Rank	Opponent (Date)	Attacks
1.	Tennessee (11/11/2007)	241
2.	Arkansas (11/2/2007)	234
3.	Maryland (9/11/2007)	223
4.	Mississippi State (11/13/2010)	220
5.	Georgia (10/19/2007)	212

**HITTING PERCENTAGE**

**3-SET MATCHES**

Rank	Opponent (Date)	(K-E-A) Pct.
1.	SC State (10/23/2008)	(50-3-80) .587
2.	Mississippi State (11/23/2008)	(48-3-84) .536
3.	Troy (9/7/2007)	(52-6-92) .500
	Auburn (9/27/2002)	(53-8-90) .500
5.	Western Carolina (9/2/2006)	(51-7-93) .473

**4-SET MATCHES**

Rank	Opponent (Date)	(K-E-A) Pct.
1.	Mississippi (10/16/2011)	(61-11-127) .394
2.	Stony Brook (8/27/2011)	(64-11-137) .387
	North Carolina (11/24/2001)	(78-18-159) .377
4.	Niagara (9/2/2012)	(58-14-119) .370
5.	Houston (9/16/2005)	(82-15-185) .362

**5-SET MATCHES**

Rank	Opponent (Date)	(K-E-A) Pct.
1.	Arkansas (11/23/2012)	(68-17-143) .357
2.	Michigan State (9/18/2004)	(64-17-143) .329
3.	Clemson (9/10/2002)	(74-22-162) .321
4.	ETSU (8/25/2012)	(70-21-165) .297
5.	Alabama (9/25/2009)	(58-18-138) .290
	Clemson (8/31/2006)	(76-29-162) .290

**ASSISTS**

**3-SET MATCHES**

Rank	Opponent (Date)	Assists
1.	Georgia (11/15/2006)	58
	Mississippi State (11/3/2002)	58
3.	Purdue (9/7/2001)	56
4.	Mississippi State (10/21/2011)	55
5.	College of Charleston (9/12/2008)	54
	Georgia (11/2/2001)	54

**4-SET MATCHES**

Rank	Opponent (Date)	Assists
1.	Florida (9/17/2006)	76
2.	Houston (9/16/2005)	71
3.	Arkansas (11/17/2001)	68
	North Carolina (12/6/2002)	68
5.	North Carolina (11/24/2001)	67
	Michigan State (8/31/2002)	67

**5-SET MATCHES**

Rank	Opponent (Date)	Assists
1.	Arkansas (11/2/2007)	80
2.	Tennessee (11/11/2007)	79
3.	Auburn (9/14/2007)	76
4.	Maryland (9/1/2007)	73
5.	Georgia (10/19/2007)	72

**SERVICE ACES**

**3-SET MATCHES**

Rank	Opponent (Date)	Aces
1.	Alabama (9/29/2002)	16
	Creighton (9/7/2002)	16
	Auburn (10/17/2004)	16
4.	Auburn (9/27/2002)	15
5.	<b>6x, Last: Georgia (11/6/2016)</b>	<b>12</b>

**4-SET MATCHES**

Rank	Opponent (Date)	Aces
1.	Clemson (10/10/2001)	14
2.	Tennessee (10/19/2001)	13
	Auburn (10/16/2005)	13
	The Citadel (9/26/2010)	13
5.	5x, Last: Tennessee St. (9/1/2006)	11

**5-SET MATCHES**

Rank	Opponent (Date)	Aces
1.	Santa Clara (9/18/2003)	15
2.	George Washington (9/20/2003)	14
3.	Indiana (9/13/2003)	13
4.	Clemson (9/10/2002)	12
5.	3x, Last: BYU (8/28/2010)	11

**DIGS**

**3-SET MATCHES**

Rank	Opponent (Date)	Digs
1.	Winthrop (9/10/11)	76
	San Diego (9/13/2002)	76
3.	Montana (8/26/2011)	73
4.	Georgia (10/14/2015)	71
5.	Temple (8/27/11)	67

**4-SET MATCHES**

Rank	Opponent (Date)	Digs
1.	North Carolina (12/6/2002)	86
2.	Harvard (9/12/2009)	85
3.	Michigan State (8/31/2002)	81
	Charleston (9/19/2015)	81
5.	Alabama (9/15/2006)	80
	Georgia (11/23/2014)	80

**5-SET MATCHES**

Rank	Opponent (Date)	Digs
1.	Mississippi State (11/13/2010)	114
2.	Arkansas (11/2/2007)	108
3.	Tennessee (11/11/2007)	106
4.	College of Charleston (9/10/2011)	101
5.	Clemson (8/28/2009)	97

**TOTAL BLOCKS**

**3-SET MATCHES**

Rank	Opponent (Date)	Total Blocks
1.	Mercer (9/3/2005)	17
2.	Tennessee (11/9/2005)	16
3.	College of Charleston (8/26/2016)	15
4.	Winthrop (11/26/2005)	14
	Auburn (10/31/2003)	14

**4-SET MATCHES**

Rank	Opponent (Date)	Total Blocks
1.	Ole Miss (10/8/2004)	21
2.	North Carolina (9/10/2005)	19
	American (12/5/2002)	19
4.	Jacksonville (8/30/2014)	16
	Arizona St. (9/6/2002)	16
	Georgia (11/17/2002)	16

**5-SET MATCHES**

Rank	Opponent (Date)	Total Blocks
1.	St. John's (9/8/2006)	20
2.	Santa Clara (9/18/2003)	17
	Arkansas (9/25/2005)	17
	Eastern Kentucky (9/19/2014)	17
5.	Kentucky (10/1/2004)	16.5

*PLEASE NOTE: Box scores are only available from 1993 to the present. Limited historical records prior to 1993 were used to compile records as well.*

*\* From 2001 through 2007, sets went to 30 points instead of 25*

## SINGLE-SEASON RECORDS

### RALLY-SCORING ERA (2001-PRESENT)

#### KILLS

Rank	Name (Year)	Kills
1.	Shonda Cole (2006)	703
2.	Juliette Thévenin (2013)	466
3.	Juliette Thévenin (2012)	453
4.	Shonda Cole (2005)	414
5.	Ivana Kujundzic (2008)	401

#### KILLS PER SET (Min. 125 Kills)

Rank	Name (Year)	(K-SP) K/S
1.	Shonda Cole (2006)	(703-122) 5.76
2.	Juliette Thévenin (2013)	(466-102) 4.57
3.	Juliette Thévenin (2012)	(453-105) 4.31
4.	Shonda Cole (2005)	(414-99) 4.18
5.	Shonda Cole (2004)	(379-94) 4.03

#### ATTACKS

Rank	Name (Year)	Attacks
1.	Shonda Cole (2006)	1,541
2.	Juliette Thévenin (2013)	1,173
3.	Juliette Thévenin (2012)	1,073
4.	Ivana Kujundzic (2008)	1,051
5.	Koko Atoa-Williams (2014)	991

#### HITTING PERCENTAGE (Min. 300 Attacks)

Rank	Name (Year)	(K-E-A) Pct.
1.	Niece Curry (2002)	(335-69-658) .404
2.	Belita Salters (2008)	(338-80-664) .389
3.	Berna Dwyer (2002)	(299-81-615) .354
4.	Belita Salters (2007)	(306-89-657) .330
5.	Darian Dozier (2015)	(247-71-561) .314

#### ASSISTS

Rank	Name (Year)	Assists
1.	Megan Hosp (2002)	1,218
2.	Aubrey Ezell (2015)	1,167
3.	Bridget Denson-Dorman (2008)	1,120
4.	Megan Hosp (2001)	1,113
5.	Katelyn Panzau (2003)	1,069

#### ASSISTS PER SET (Min. 125 Assists)

Rank	Name (Year)	(A-SP) A/S
1.	Megan Hosp (2002)	(1,218-99) 12.30
2.	Megan Hosp (2001)	(1,113-92) 12.10
3.	Iris Santos (2006)	(978-86) 11.37
4.	B. Denson-Dorman (2008)	(1,120-106) 10.57
5.	Aubrey Ezell (2015)	(1,167-114) 10.24

#### ACES

Rank	Name (Year)	Aces
1.	Megan Hosp (2002)	53
2.	Cally Plummer (2001)	50
	Cally Plummer (2002)	50
4.	Shonda Cole (2006)	47
	Aubrey Ezell (2015)	47

#### ACES PER SET (Min. 25 Aces)

Rank	Name (Year)	(A-SP) A/S
1.	Cally Plummer (2002)	(50-88) 0.57
2.	Cally Plummer (2001)	(50-92) 0.54
3.	Megan Hosp (2002)	(53-99) 0.54
4.	Aubrey Ezell (2015)	(47-114) 0.41
5.	Megan Laughlin (2007)	(42-106) 0.40
	Aubrey Ezell (2016)	(41-106) 0.40

#### DIGS

Rank	Name (Year)	Digs
1.	Mikaela Christiaansen (2014)	535
2.	Hannah Lawing (2010)	523
3.	Sarah Cline (2009)	498
4.	Paige Wheeler (2011)	475
5.	Paige Wheeler (2012)	414

#### DIGS PER SET (Min. 125 Digs)

Rank	Name (Year)	(D-SP) D/S
1.	Hannah Lawing (2010)	(523-107) 4.89
2.	Sarah Cline (2009)	(498-109) 4.57
3.	Paige Wheeler (2011)	(475-104) 4.57
4.	Mikaela Christiaansen (2014)	(535-123) 4.35
5.	Paige Wheeler (2012)	(414-106) 3.91

#### BLOCK SOLOS

Rank	Name (Year)	Block Solos
1.	Belita Salters (2007)	33
2.	Megan Laughlin (2007)	23
3.	Darian Dozier (2015)	18
4.	Nicole Miller (2005)	17
5.	Niece Curry (2002)	15
	Niece Curry (2003)	15
	Shonda Cole (2006)	15
	Ivana Kujundzic (2008)	15
	Belita Salters (2008)	15

#### BLOCK ASSISTS

Rank	Name (Year)	Block Assists
1.	Darian Dozier (2014)	127
2.	Darian Dozier (2013)	107
	Lauren Ford (2004)	107
4.	Niece Curry (2002)	99
5.	Nicole Miller (2004)	95
	Belita Salters (2007)	95

#### TOTAL BLOCKS

Rank	Name (Year)	Total Blocks
1.	Darian Dozier (2014)	141
2.	Belita Salters (2007)	128
3.	Lauren Ford (2004)	118
4.	Darian Dozier (2013)	115
5.	Niece Curry (2002)	114

#### BLOCKS PER SET (Min. 50 Blocks)

Rank	Name (Year)	(B-SP) B/S
1.	Belita Salters (2005)	(51-37) 1.38
2.	Lauren Ford (2004)	(118-93) 1.27
3.	Belita Salters (2007)	(128-106) 1.21
4.	Darian Dozier (2014)	(141-120) 1.17
5.	Niece Curry (2002)	(114-99) 1.15



Junior Aubrey Ezell's serve has been one of the program's most dominant in the rally-scoring era. Her first two seasons with the program rank fourth and fifth in program history for aces per set, all while cutting her service errors almost in half from 2015 to 2016.

## CAREER RECORDS

KILLS		
Rank	Name (Years)	Kills
1.	Lori Rowe (1983-86)	1,855
2.	Shonda Cole (2003-06)	1,775
3.	Juliette Thévenin (2010-13)	1,590
4.	Cally Plummer (1998-02)	1,345
5.	Heather Larkin (1994-97)	1,293
6.	Amy Iannocari (1991-94)	1,231
7.	Kim DeNeve (1986-89)	1,179
8.	Ivana Kujundzic (2006-09)	1,133
9.	Berna Dwyer (1999-02)	1,107
10.	Lora Myers (1987-90)	1,100

KILLS PER SET (Min. 500 Kills)		
Rank	Name (Years)	(K-SP) K/S
1.	Shonda Cole (2003-06)	(1,775-417) 4.26
2.	Juliette Thévenin (2010-13)	(1,590-391) 4.07
3.	Lori Rowe (1983-86)	(1,855-507) 3.66
4.	Kori Ermigarat (1994-95)	(842-233) 3.61
5.	Cally Plummer (1998-02)	(1,345-394) 3.41
6.	Heather Larkin (1994-97)	(1,293-395) 3.27
7.	Crystal Moore (1997-99)	(754-240) 3.14
8.	Kim DeNeve (1986-89)	(1,179-381) 3.09
9.	Berna Dwyer (1999-02)	(1,107-366) 3.02
10.	Ivana Kujundzic (2006-09)	(1,133-389) 2.91

ATTACKS		
Rank	Name (Years)	Attacks
1.	Shonda Cole (2003-06)	4,181
2.	Juliette Thévenin (2010-13)	4,076
3.	Lori Rowe (1983-86)	3,874
4.	Amy Iannocari (1991-94)	3,487
5.	Cally Plummer (1998-02)	3,288
6.	Ivana Kujundzic (2006-09)	3,047
7.	Heather Larkin (1994-97)	2,958
8.	Caryn Case (1988-91)	2,936
9.	Lora Myers (1987-90)	2,825
10.	Kim DeNeve (1986-89)	2,819

HITTING PERCENTAGE (Min. 1,000 Attacks)		
Rank	Name (Years)	(K-E-A) Pct.
1.	Lori Rowe (1983-86)	(1,855-298-3,874) .402
2.	Ashley Edlund (1995-98)	(517-92-1,200) .354
3.	Niece Curry (2001-03)	(704-213-1,495) .328
4.	<i>Mikayla Shields (2016-)</i>	<i>(481-140-1060) .322</i>
5.	Belita Salters (2005-08)	(892-299-1,903) .312
6.	Libby Ralston (1989-92)	(699-225-1,572) .302
7.	Sam Alban (1999-02)	(844-316-1,877) .281
8.	Heather Larkin (1994-97)	(1,293-463-2,958) .281
9.	S. Pflughaupt (1986-89)	(1,093-432-2,413) .274
10.	Berna Dwyer (1999-02)	(1,107-420-2,533) .271

ASSISTS		
Rank	Name (Years)	Assists
1.	Ashley Edlund (1995-98)	5,177
2.	Megan Hosp (1999-02)	4,689
3.	Tammy Correll (1987-90)	4,563
4.	Julie Morrison (1984-87)	3,602
5.	Jodi Thompson (1991-94)	3,237
6.	Taylor Bruns (2009-12)	2,858
7.	Shellie Higgins (1983-84)	2,544
8.	Kelly Morrow (1993-96)	2,136
9.	Bridget Denson-Dorman (2008-09)	2,044
10.	Iris Santos (2003-06)	2,040
-	Aubrey Ezell (2015-)	1,936

ASSISTS PER SET (Min. 500 Assists)		
Rank	Name (Years)	(A-SP) A/S
1.	Megan Hosp (1999-02)	(4,689-387) 12.12
2.	Ashley Edlund (1995-98)	(5,177-430) 12.04
3.	Tammy Correll (1987-90)	(4,563-447) 10.21
4.	Shellie Higgins (1983-84)	(2,544-254) 10.02
5.	Katelyn Panzau (2003-04)	(1,857-194) 9.57
6.	B. Denson-Dorman (2008-09)	(2,044-215) 9.51
7.	Julie Morrison (1984-87)	(3,602-385) 9.36
8.	<i>Aubrey Ezell (2015-)</i>	<i>(1,936-241) 7.62</i>
9.	Taylor Bruns (2009-12)	(2,858-377) 7.58
10.	Jodi Thompson (1991-94)	(3,237-495) 6.54

SERVICE ACES		
Rank	Name (Years)	Aces
1.	Cally Plummer (1998-02)	243
2.	Teri Montoya (1983-84)	214
3.	Tammy Correll (1987-90)	190
4.	Lori Rowe (1983-86)	186
5.	Jodi Thompson (1991-94)	162
6.	Megan Hosp (1999-02)	132
7.	Ashley Edlund (1995-98)	130
8.	Kim Brown (1983-84)	129
9.	Colleen McKenzie (1985-88)	119
10.	Shellie Higgins (1983-84)	116
-	Aubrey Ezell (2015-)	107

ACES PER SET (Min. 75 Aces)		
Rank	Name (Years)	(A-SP) A/S
1.	Teri Montoya (1983-84)	(214-254) 0.84
2.	Cally Plummer (1998-02)	(243-394) 0.62
3.	Kim Brown (1983-84)	(129-254) 0.51
4.	Shellie Higgins (1983-84)	(116-254) 0.46
5.	Tammy Correll (1987-90)	(190-447) 0.43
6.	<i>Aubrey Ezell (2015-)</i>	<i>(107-254) 0.42</i>
7.	Lori Rowe (1983-86)	(186-507) 0.37
8.	Crystal Moore (1997-99)	(82-240) 0.34
9.	Megan Hosp (1999-02)	(132-387) 0.34
10.	Jodi Thompson (1991-94)	(162-495) 0.33

DIGS		
Rank	Name (Years)	Digs
1.	Sarah Cline (2006-09)	1,464
2.	Diane Denton (1985-88)	1,462
3.	Hannah Lawing (2007-10)	1,334
4.	Jodi Thompson (1991-94)	1,332
5.	Amy Iannocari (1991-94)	1,196
6.	Ashley Edlund (1995-98)	1,160
7.	Megan Hosp (1999-02)	1,079
8.	Shani Abshier (1994-97)	1,049
9.	Juliette Thévenin (2010-13)	1,012
10.	Paige Wheeler (2010-12)	1,001

DIGS PER SET (Min. 500 Digs)		
Rank	Name (Years)	(D-SP) D/S
1.	Fernanda Laires (1996-97)	(839-208) 4.03
2.	M. Christiaansen (2013-14)	(921-231) 3.99
3.	Kori Ermigarat (1994-95)	(920-233) 3.95
4.	Paige Wheeler (2010-12)	(1,001-280) 3.58
5.	Sarah Cline (2006-09)	(1,464-422) 3.47
6.	Hannah Lawing (2007-10)	(1,334-398) 3.35
7.	Crystal Moore (1997-99)	(765-240) 3.19
8.	Diane Denton (1985-88)	(1,462-477) 3.06
9.	Katie Gerst (1992-94)	(986-334) 2.95
10.	Shani Abshier (1994-97)	(1,049-357) 2.94

SOLO BLOCKS		
Rank	Name (Years)	Block Solos
1.	Stephanie Pflughaupt (1986-89)	264
2.	Lori Rowe (1983-86)	191
3.	Amy Collinsworth (1990-93)	117
4.	Libby Ralston (1989-92)	110
5.	Jennifer Guess (1990-93)	79
6.	Heather Larkin (1994-97)	74
7.	Belita Salters (2005-08)	65
8.	Lorri Anderson (1984-85)	62
9.	Toni Venturini (1984-85)	49
10.	Darian Dozier (2012-2015)	47

BLOCK ASSISTS		
Rank	Name (Years)	Block Assists
1.	Stephanie Pflughaupt (1986-89)	461
2.	Lori Rowe (1983-86)	450
3.	Darian Dozier (2012-Present)	380
4.	Amy Collinsworth (1990-93)	358
5.	Heather Larkin (1994-97)	344
6.	Jennifer Guess (1990-93)	328
7.	Lori Drost (1994-97)	306
8.	Belita Salters (2005-08)	305
9.	Sam Alban (1999-02)	285
10.	Berna Dwyer (1999-02)	278

TOTAL BLOCKS		
Rank	Name (Years)	Total Blocks
1.	Stephanie Pflughaupt (1986-89)	725
2.	Lori Rowe (1983-86)	641
3.	Amy Collinsworth (1990-93)	475
4.	Darian Dozier (2012-Present)	427
5.	Heather Larkin (1994-97)	418
6.	Jennifer Guess (1990-93)	407
7.	Libby Ralston (1989-92)	383
8.	Belita Salters (2005-08)	370
9.	Lori Drost (1994-97)	349
10.	Sam Alban (1999-02)	328

BLOCKS PER SET (Min. 150 Blocks)		
Rank	Name (Years)	(B-SP) B/S
1.	Stephanie Pflughaupt (1986-89)	(725-455) 1.59
2.	Dee Fortman (1995-97)	(248-196) 1.27
3.	Lori Rowe (1983-86)	(641-507) 1.26
4.	Sue Little (1983)	(162-131) 1.24
5.	Libby Ralston (1989-92)	(383-310) 1.24
6.	Danika Taylor (1998-99)	(238-206) 1.16
7.	Lauren Ford (2003-05)	(280-251) 1.12
8.	Heather Larkin (1994-97)	(418-395) 1.06
9.	Amy Collinsworth (1990-93)	(475-450) 1.06
10.	Lorri Anderson (1984-85)	(186-178) 1.05

POINTS		
Rank	Name (Years)	Points
1.	Lori Rowe (1983-86)	2457.0
2.	Shonda Cole (2003-06)	2029.0
3.	Cally Plummer (1998-2002)	1749.5
4.	Juliette Thévenin (2010-13)	1,744.5
5.	Stephanie Pflughaupt (1986-89)	1679.5
6.	Heather Larkin (1994-97)	1636.0
7.	Kim DeNeve (1986-89)	1401.5
8.	Berna Dwyer (1999-2002)	1399.0
9.	Amy Iannocari (1991-94)	1386.5
10.	Ivana Kujundzic (2006-09)	1345.0

POINTS PER SET (Min. 500 Points)		
Rank	Name (Years)	(P-SP) P/S
1.	Shonda Cole (2003-06)	(2,029.0-417) 4.87
2.	Lori Rowe (1983-86)	(2,457.0-507) 4.85
3.	Juliette Thévenin (2010-13)	(1,744.5-391) 4.46
4.	Cally Plummer (1998-2002)	(1,749.5-362) 4.44
5.	Heather Larkin (1994-97)	(1,636.0-395) 4.14
6.	Kori Ermigarat (1994-95)	(946.5-233) 4.06
7.	<i>Mikayla Shields (2016-)</i>	<i>(548-139) 3.93</i>
8.	Berna Dwyer (1999-2002)	(1,399.0-366) 3.82
9.	Crystal Moore (1997-99)	(892.5-240) 3.72
10.	Stephanie Pflughaupt (1986-89)	(1,679.5-455) 3.69

PLEASE NOTE: Box scores are only available from 1993 to the present. Limited historical records prior to 1993 were used to compile records as well.

Current players in *italics*

**FRESHMAN RECORDS (SINCE 2007)**

**Matches Played:** Sarah Cline, 32 (2006)  
**Sets Played:** Sarah Cline, 115 (2006)

- Kills**
1. Juliette Thévenin, 2010 .....350
  2. Taylr McNeil, 2014.....324
  3. Lynae Vanden Hull, 2003 .....314  
*Mikayla Shields, 2016.....311*

- Kills Per Set**
1. Juliette Thévenin, 2010 .....3.65
  2. Taylr McNeil, 2014.....3.04
  3. Lynae Vanden Hull, 2003 .....2.93  
*Mikayla Shields, 2016.....3.17*

- Attacks**
1. Taylr McNeil, 2014.....935
  2. Juliette Thevenin, 2010 .....934
  3. Lynae Vanden Hull, 2003 .....847  
*Mikayla Shields, 2016.....685*

- Hitting Percentage (Min. 250 Attacks)**
1. Megan Laughlin, 2003..... (.286)
  2. Darian Dozier, 2012 ..... (.265)
  3. Lynae Vanden Hull, 2003 ..... (.253)  
*Mikayla Shields, 2016..... (.309)*

- Assists**
1. Aubrey Ezell, 2015 .....1167
  2. Katelyn Panzau, 2003 .....1069
  3. Jordan Bradosky, 2007 .....651

- Assists Per Set (Min. 125 Assists)**
1. Aubrey Ezell, 2015 .....10.24
  2. Katelyn Panzau, 2003 .....10.18
  3. Helen Recaborde, 2013.....6.93

- Aces**
1. Aubrey Ezell, 2015 .....47
  2. Lynae Vanden Hull, 2003 .....42  
*Megan Laughlin, 2007.....42*

- Aces Per Set (Min. 25 Aces)**
1. Aubrey Ezell, 2015 .....0.41
  2. Megan Laughlin, 2007.....0.40
  3. Lynae Vanden Hull, 2003 .....0.39

- Digs**
1. Aubrey Ezell, 2015 .....309
  2. Bethanie Thomas, 2011 .....259
  3. Gabrielle Rubeis, 2013.....246

- Digs Per Set (Min. 125 Digs)**
1. Hannah Lawing, 2007 .....2.93
  2. Aubrey Ezell, 2015 .....2.71
  3. Bethanie Thomas, 2011 .....2.62

- Block Solos**
1. Megan Laughlin, 2007 .....23
  2. *Alicia Starr, 2016 .....14*
  3. Taylr McNeil, 2014.....10

- Block Assists**
1. Ivana Kujundzic, 2006 .....80
  2. Megan Laughlin, 2007 .....75  
*Jacqy Angermiller, 2013 .....75*

- Total Blocks**
1. Megan Laughlin, 2007 .....98
  2. Ivana Kujundzic, 2006 .....85
  3. Jacqy Angermiller, 2013 .....83

- Blocks Per Set (Min. 50 Blocks)**
1. Jacqy Angermiller, 2013 .....1.08
  2. Megan Laughlin, 2007 .....0.98
  3. Ivana Kujundzic, 2006 .....0.86  
*Alicia Starr, 2016 .....1.18*

**SOPHOMORE RECORDS (SINCE 2007)**

**Matches Played:** Four tied with 32  
**Sets Played:** Koko Atoa-Williams, 121 (2014)

- Kills**
1. Shonda Cole, 2004 .....379
  2. Ivana Kujundzic, 2007 .....349
  3. Niece Curry, 2002.....335

- Kills Per Set**
1. Shonda Cole, 2004 .....4.03
  2. Juliette Thévenin, 2011 .....3.65
  3. Niece Curry, 2002.....3.38

- Attacks**
1. Koko Atoa-Williams, 2014.....991
  2. Shonda Cole, 2004 .....976
  3. Ivana Kujundzic, 2007 .....954

- Hitting Percentage (Min. 250 Attacks)**
1. Niece Curry, 2002..... (.404)
  2. Frankie Vain, 2011..... (.320)
  3. Megan Laughlin, 2008..... (.308)

- Assists**
1. Kellie McNeil, 2013.....834
  2. Katelyn Panzau, 2004 .....788
  3. Taylor Bruns, 2010 .....759  
*Aubrey Ezell, 2016.....663*

- Assists Per Set (Min. 125 Assists)**
1. Kellie McNeil, 2013.....10.17
  2. Katelyn Panzau, 2004 .....8.85
  3. Taylor Bruns, 2010 .....7.30  
*Aubrey Ezell, 2016.....6.70*

- Aces**
1. *Aubrey Ezell, 2016.....39*
  2. Hannah Lawing, 2008 .....32
  3. Three tied.....31

- Aces Per Set (Min. 25 Aces)**
1. *Aubrey Ezell, 2016.....0.39*
  2. Katelyn Panzau, 2004 .....0.35
  3. Lauren Ford, 2003 .....0.31

- Digs**
1. Paige Wheeler, 2011 .....475
  2. Sarah Cline, 2007 .....368
  3. Dinelia Concepcion, 2006 .....288

- Digs Per Set (Min. 125 Digs)**
1. Paige Wheeler, 2011 .....4.57
  2. Sarah Cline, 2007 .....3.76
  3. Katelyn Panzau, 2004 .....2.61

- Block Solos**
1. Niece Curry, 2002.....15
  2. Belita Salters, 2006 .....14
  3. Megan Laughlin, 2008.....12

- Block Assists**
1. Darian Dozier, 2013 .....107
  2. Niece Curry, 2002.....99
  3. Belita Salters, 2006 .....90

- Total Blocks**
1. Darian Dozier, 2013 .....115
  2. Niece Curry, 2002.....114
  3. Belita Salters, 2006 .....104

- Blocks Per Set (Min. 50 Blocks)**
1. Niece Curry, 2002.....1.15
  2. Crystal Johnson, 2005.....1.10
  2. Darian Dozier, 2013 .....1.06

**JUNIOR RECORDS (SINCE 2007)**

**Matches Played:** Paige Wheeler, 32 (2012)  
**Sets Played:** Darian Dozier, 120 (2014)

- Kills**
1. Juliette Thévenin, 2012 .....453
  2. Shonda Cole, 2005 .....414
  3. Ivana Kujundzic, 2008 .....401

- Kills Per Set**
1. Juliette Thévenin, 2012 .....4.31
  2. Shonda Cole, 2005 .....4.18
  3. Cally Plummer, 2001 .....3.68

- Attacks**
1. Juliette Thévenin, 2012 .....1,073
  2. Ivana Kujundzic, 2008 .....1,051
  3. Dessaa Legros, 2015.....973

- Hitting Percentage (Min. 250 Attacks)**
1. Belita Salters, 2007 ..... (.330)
  2. Sam Alban, 2001 ..... (.298)
  3. Juliette Thévenin, 2012 ..... (.290)

- Assists**
1. Bridgette Denson-Dorman, 2008....1120
  2. Megan Hosp, 2001 .....1113
  3. Taylor Bruns, 2011 .....971

- Assists Per Set (Min. 125 Assists)**
2. Megan Hosp, 2001 .....12.10
  1. Bridgette Denson-Dorman, 2008...10.57
  3. Taylor Bruns, 2011 .....9.52

- Aces**
1. Cally Plummer, 2001 .....50
  2. Ivana Kujundzic, 2008 .....35
  3. Niece Curry, 2003.....33

- Aces Per Set (Min. 25 Aces)**
1. Cally Plummer, 2001 .....0.54
  2. Iris Santos, 2005 .....0.33
  3. Ivana Kujundzic, 2008 .....0.32

- Digs**
1. Paige Wheeler, 2012.....414
  2. Michaela Christiaansen, 2013 .....386
  3. Sarah Cline, 2008 .....384

- Digs Per Set (Min. 125 Digs)**
1. Paige Wheeler, 2012.....3.91
  2. Sarah Cline, 2008 .....3.84
  3. Michaela Christiaansen, 2013 .....3.57

- Block Solos**
1. Belita Salters, 2007 .....33
  2. Ivana Kujundzic, 2008 .....15  
*Niece Curry, 2003.....15*

- Block Assists**
1. Darian Dozier, 2014 .....127
  2. Lauren Ford, 2003 .....107
  3. Belita Salters, 2007 .....95  
*Nicole Miller, 2004.....95*

- Total Blocks**
1. Darian Dozier, 2014 .....141
  2. Belita Salters, 2007 .....128
  3. Lauren Ford, 2004 .....118

- Blocks Per Set (Min. 50 Blocks)**
1. Lauren Ford, 2004 .....1.27
  2. Belita Salters, 2007 .....1.21
  3. Darian Dozier, 2014 .....1.14

**SENIOR RECORDS (SINCE 2007)**

**Matches Played:** Cole, Thomson, 32 (2006)  
**Sets Played:** Alexis Thomson, 123 (2006)

- Kills**
1. Shonda Cole, 2006 .....703
  2. Juliette Thévenin, 2013 .....466
  3. Sarah Blomgren, 2015.....345

- Kills Per Set**
1. Shonda Cole, 2006 .....5.76
  2. Juliette Thévenin, 2013 .....4.57
  3. Berna Dwyer, 2002 .....3.22

- Attacks**
1. Shonda Cole, 2006 .....1,541
  2. Juliette Thévenin, 2013 .....1,173
  3. Sarah Blomgren, 2015.....851

- Hitting Percentage (Min. 250 Attacks)**
1. Belita Salters, 2008 ..... (.389)
  2. Berna Dwyer, 2002 ..... (.354)
  3. Darian Dozier, 2015 ..... (.314)

- Assists**
1. Megan Hosp, 2002 .....1,218
  2. Iris Santos, 2006 .....978
  3. Bridgette Denson-Dorman, 2009 ..924

- Assists Per Set (Min. 125 Assists)**
1. Megan Hosp, 2002 .....12.30
  2. Iris Santos, 2006 .....11.37
  3. Taylor Bruns, 2012 .....9.34

- Aces**
1. Megan Hosp, 2002 .....53
  2. Shonda Cole, 2006 .....47
  3. Ivana Kujundzic, 2009 .....23

- Aces Per Set (Min. 25 Aces)**
1. Cally Plummer, 2002 .....0.57
  2. Megan Hosp, 2002 .....0.54
  3. Shonda Cole, 2006 .....0.39

- Digs**
1. Mikaela Christiaansen, 2014.....535
  2. Hannah Lawing, 2010 .....523
  3. Sarah Cline, 2009 .....498

- Digs Per Set (Min. 125 Digs)**
1. Hannah Lawing, 2010 .....4.89
  2. Sarah Cline, 2009 .....4.57
  3. Mikaela Christiaansen, 2014.....4.35

- Block Solos**
1. Darian Dozier, 2015 .....18
  2. Nicole Miller, 2005 .....17
  3. Shonda Cole, 2006 .....15  
*Belita Salters, 2008 .....15*

- Block Assists**
1. Berna Dwyer, 2002 .....88  
*Nicole Miller, 2005 .....88*
  3. Darian Dozier, 2015 .....86

- Total Blocks**
1. Nicole Miller, 2005 .....107
  2. Darian Dozier, 2015 .....104
  3. Berna Dwyer, 2002 .....102

- Blocks Per Set (Min. 50 Blocks)**
1. Nicole Miller, 2005 .....1.13
  2. Berna Dwyer, 2002 .....1.10
  3. Darian Dozier, 2015 .....1.01



# SCOTT SWANSON || HEAD COACH

- Third in program history for career wins
- Coached seven NCAA tournament teams (Arizona State 1999, 2000, Minnesota 2006-10)
- Part of staff that coached eight All-Americans
- Recruited three top-10 classes to Minnesota

The 11th head coach in Gamecock Volleyball history, Scott Swanson aims to build off a strong 2016 campaign as he begins year seven with the program. The Gamecocks will lean on a young but talented core that helped the team finish last season with 18 wins, tied for the most under Swanson.

The team started 2016 with a 12-match win streak, sweeping all four of its pre-season tournaments for the best start since 2012. A handful of first-year players showed early on that they would be key factors in the team's success, as freshmen Mikayla Shields, Courtney Koehler, Claire Edwards and Alicia Starr stepped in to major playing time in the non-conference.

The young Gamecocks would be challenged in the SEC, finishing 9th overall with a 6-12 record. South Carolina faced the toughest conference schedule of any SEC team, with home and away match ups with each of the top four finishers. Despite the adversity, the team picked up its first wins over a ranked team in 10 years after beating No. 21 Missouri at home, erased a 2-0 deficit to Miss. State on the road, and earned its first road win over LSU since 2003. Shields was honored with SEC All-Freshman team honors in the postseason, and also was one of just two freshmen to make the AVCA's All-Region team. In the summer, Mikayla earned a spot on the Collegiate National Team and played for Team USA at the Pan-American Cup, winning gold.

The Gamecocks faced a season of different adversities in 2015, coming from untimely injuries and a roster featuring six freshmen who all were asked to fill important roles. The team bonded through the rigors of the season, and picked up impressive wins over Tennessee, Ole Miss, and a season sweep of Arkansas. Swanson moved into third in program history for wins in a career after winning his 72nd game at South Carolina on Oct. 25. Individually, freshman Aubrey Ezell finished with perhaps one of the best debut seasons ever by a Gamecock, finishing the season with the second-most assists ever in the program's rally-scoring era and a spot on the SEC All-Freshman Team.

It would not just be the freshmen who would surprise, the team also saw breakout seasons from Dessaa Legros and Sarah Blomgren. Senior Darian Dozier capped her career in style, moving up to third in program history for career blocks and entered the top ten in hitting percentage as well. Off the court, the team volunteered over 1100 for community service, the most of any team at South Carolina.

In 2014, the Gamecocks posted a 17-14 record, which included seven SEC wins, the program's most since 2008. Libero Mikaela Christiaansen set the program record for most digs in a single season with 535, while middle blocker Darian Dozier set single-season rally scoring era school records for total blocks (141) and block assists (127). The Gamecocks also turned in another strong year in the classroom, as a league-best 12 players made the SEC Fall Academic Honor Roll.

During the 2013 season, outside hitter Juliette Thévenin became just the second Gamecock in school history to earn AVCA All-America honors as she was named honorable mention All-American. Thévenin was also a first-team AVCA All-Southeast Region and All-SEC selection, leaving the program in the top 10 in six career categories.

Swanson guided the Gamecocks to an 18-14 record in 2012, the program's second winning season in the last decade. South Carolina got off to a program-best 13-0 start and improved its hitting percentage for a second straight season, ranking second in the SEC with a percentage of .255, an improvement of 29 points from the previous year. Outside hitter Juliette Thévenin garnered second-team All-SEC honors after she ranked second in SEC play with 4.40 kills per set and 4.81 points per set, becoming the first Gamecock since 2008 to receive an All-SEC award.

In Swanson's first season, the Gamecocks went 14-16 and improved its offensive efficiency and its backline defense under his guidance. The team led the SEC with a 16.78 digs average, the best mark in four years for the Gamecocks, and hit .226, a 45-point improvement from the 2011 season.

Swanson's teams have also proved themselves in the classroom, earning the Team Academic Award from the American Volleyball Coaches Association all six of his seasons at Carolina. In his six seasons, 61 student-athletes have earned a spot on the SEC Academic honor roll, including all 12 eligible players in 2016. The team also claimed the department's Life Skills Team of the Year award in 2011-12, honoring the group for its academic achievements, personal development and work in the community.

Prior to his current head coaching job, Swanson spent five years on the sidelines for the Golden Gophers, helping the team to five-consecutive NCAA Tournament ap-

pearances and a 125-46 record. Three times, Minnesota finished second in the Big Ten behind perennial power Penn State. The 2009 team advanced to the national semifinals in the NCAA Tournament.

During his tenure in Minneapolis, five Golden Gophers earned All-America accolades, including 2009 first-team middle blocker and 2012 US National Team pool member Lauren Gibbemeyer. Swanson also led the Gophers' recruiting efforts, posting three top-10 recruiting classes according to PrepVolleyball.com. The 2009 group earned top honors from the outlet.

In the summer of 2009, Swanson spent time with USA Volleyball's A-2 Junior National Team, and he coached the USA Red team to a second-place showing in the 2008 USA Adult Open Championships.

Swanson brings in four years of head coaching experience to Columbia after his tenure at the University of Texas-El Paso. With a 50-61 career record, Swanson had the team on the brink of the NCAA Tournament in 2005, when the Miners went 21-10. Three player earned all-conference honors under Swanson's tutelage, including honorable mention All-American Kari Stacy. He also inked a high school All-American and saw his team improve in the classroom to a department-best 3.2 GPA in 2005.

Prior to UTEP, Swanson spent six years at his alma mater, Arizona State. He helped the team to two NCAA Tournament appearances during his time in Tempe and coached one second-team All-American and two Pac-10 All-Freshman Team players. Two of his Sun Devil players garnered Academic All-America certificates as well.

Swanson started his coaching career at Mountain View (Ariz.) High School, working as an assistant with the varsity team and leading his junior varsity group to a 17-1 record. As a head coach with the Arizona East Valley Juniors club, he led a 16-1s team to a national runner-up finish and earned Cactus Region Coach of the Year honors. He also served as head coach at Camelback High School before landing the job with Arizona State, where he also played club volleyball.

A graduate of ASU, Swanson is married to the former Erin Meier. The couple has two daughters, Rylee Sue and Haylen Rae.

HEAD COACHING RECORD								
Year	School	W	L	PCT	W	L	PCT	Finish
2002-05	UTEP	50	61	.450	20	35	.364	-
2011	South Carolina	14	16	.467	5	15	.250	5th SEC East
2012	South Carolina	18	14	.563	6	14	.300	6th SEC East
2013	South Carolina	12	19	.387	3	15	.167	T-11th SEC
2014	South Carolina	17	14	.548	7	11	.389	T-8th SEC
2015	South Carolina	13	18	.419	6	12	.333	11th SEC
2016	South Carolina	18	12	.600	6	12	.333	T-9th SEC
2017	South Carolina	5	4	.556	0	0	.000	-
<b>TOTAL</b>	<b>8+ Years</b>	<b>147</b>	<b>158</b>	<b>.484</b>	<b>53</b>	<b>112</b>	<b>.321</b>	

ASSISTANT COACHING RECORD								
Year	School	W	L	PCT	W	L	PCT	
1996-01	Arizona State	75	86	.466	40	68	.370	
2006-10	Minnesota	125	45	.735	73	27	.730	
<b>TOTAL</b>	<b>11 Years</b>	<b>200</b>	<b>131</b>	<b>.604</b>	<b>113</b>	<b>95</b>	<b>.543</b>	

THE SWANSON TIMELINE	
<b>Coaching</b>	
2011-present	Head coach, South Carolina
2006-2010	Assistant coach, associate head coach, Minnesota
2009	Assistant coach, USA Volleyball A-2 Women's Team
2002-2005	Head coach, UTEP
1996-2001	Assistant coach, associate head coach, Arizona State
1994-1995	Head coach, Camelback High School
1993-2000	Head coach, Arizona East Valley Juniors
1991-1992	Assistant coach, Mountain View High School
<b>Education</b>	
1995	B.A., Family studies and human development, Arizona State





# # 1 CLAIRE EDWARDS

6-2 | Freshman | MB/RS | Sports/Entertainment Mgmt Major | Columbia, S.C. (River Bluff)

### SEASON HIGHS

Kills	7, Mercer (8/25)
Attempts	14, Mercer (8/25)
Hit. % (Min. 5 Att.)	.545, Troy (8/26)
Assists	-
Aces	2, Radford (9/9)
Digs	3, Northwestern (9/1)
Block Solo	2, Northwestern (9/1)
Block Assists	6, UNF (8/26)
Total Blocks	7, UNF (8/26)

### CAREER HIGHS

Kills	9, Georgia (11/6/16)
Attempts	17, Clemson (9/4/16)
Hit. % (Min. 5 Att.)	.714, Gardner-Webb (9/17/16)
Assists	1, Florida (11/11/16)
Aces	2, Radford (9/9/17)
Digs	3, Northwestern (9/1/17)
Block Solo	3, Northwestern (9/1/17)
Block Assists	6, 3x, last vs. UNF (8/26/17)
Total Blocks	7, 2x, last vs. UNF (8/26/17)

### SEASON HIGHLIGHTS

- Tied a career high with seven blocks against UNF (8/26)
- Hit .545 with six kills against Troy (8/26)
- Set career highs in digs (3) and solo blocks (2) against Northwestern (9/1)
- Hit a career-high two aces in the fifth set of the loss against Radford (9/9)

## CAREER STATISTICS

YEAR	SP	MP	KILL	K/S	ERR	ATT	PCT	AST	A/S	SA	SA/S	SE	DIG	D/S	RE	BS	BA	TB	B/S	BE	BHE
2016	63	26	79	1.25	23	177	.316	1	0.02	4	0.06	7	3	0.05	0	8	46	54	0.86	5	0
2017	21	7	31	1.48	12	82	.232	1	0.05	5	0.24	9	11	0.52	0	5	19	24	1.14	1	1
<b>TOTAL</b>	<b>84</b>	<b>33</b>	<b>110</b>	<b>1.31</b>	<b>35</b>	<b>259</b>	<b>.290</b>	<b>2</b>	<b>0.02</b>	<b>9</b>	<b>0.11</b>	<b>16</b>	<b>14</b>	<b>0.17</b>	<b>0</b>	<b>13</b>	<b>65</b>	<b>78</b>	<b>0.93</b>	<b>6</b>	<b>1</b>



# # 3 JESS VASTINE

6-0 | Freshman | OH | Exercise Science Major | Wittman, Ariz. (Millennium)

### SEASON/CAREER HIGHS

Kills	3, Duke (9/2)
Attempts	22, Duke (9/2)
Hit. % (Min. 5 Att.)	.091, Duke (9/2)
Assists	1, 2x, last vs. Duke (9/2)
Aces	1, 2x, last vs. Miami (9/8)
Digs	11, Duke (9/2)
Blocks Solo	-
Block Assists	4, Duke (9/2)
Total Blocks	4, Duke (9/2)

### SEASON HIGHLIGHTS

- Popped up 11 digs and added four block assists and three kills in the win over Duke (9/2).
- Made her first collegiate start against ECU (9/8)

### BEFORE SOUTH CAROLINA

- Finished second in kills and third in aces at the state's Division II level.
- Was a AIA Division I first team member while playing for her mother at Millennium High School.

## CAREER STATISTICS

YEAR	SP	MP	KILL	K/S	ERR	ATT	PCT	AST	A/S	SA	SA/S	SE	DIG	D/S	RE	BS	BA	TB	B/S	BE	BHE
2017	15	8	7	0.47	9	48	-.042	3	0.20	2	0.13	1	22	1.47	4	0	5	5	0.33	1	0
<b>TOTAL</b>	<b>15</b>	<b>8</b>	<b>7</b>	<b>0.47</b>	<b>9</b>	<b>48</b>	<b>-.042</b>	<b>3</b>	<b>0.20</b>	<b>2</b>	<b>0.13</b>	<b>1</b>	<b>22</b>	<b>1.47</b>	<b>4</b>	<b>0</b>	<b>5</b>	<b>5</b>	<b>0.33</b>	<b>1</b>	<b>0</b>



# # 5 AUBREY EZELL

5-8 | Junior | DS/Libero | Public Health Major | Granbury, Texas (Granbury)

### SEASON HIGHS

Kills	1, 2x, last vs. Radford (9/9)
Attempts	5, UNCW (9/1)
Hit. % (Min. 5 Att.)	.200, UNCW (9/1)
Assists	17, UNCW (9/1)
Aces	6, Miami (9/8)
Digs	22, Miami (9/8)
Blocks Solo	-
Block Assists	-
Total Blocks	-

### CAREER HIGHS

Kills	5, 2x, last vs. Arkansas (10/25/15)
Attempts	9, Winthrop (9/5/15)
Hit. % (Min. 5 Att.)	.600, Clemson (9/4/16)
Assists	62, Tennessee (10/18/15)
Aces	6, Miami (9/8/17)
Digs	22, Miami (9/8/17)
Blocks Solo	1, 4x, last at Ga. Southern (9/10/16)
Block Assists	5, Auburn (11/6/15)
Total Blocks	5, Auburn (11/6/15)

### SEASON HIGHLIGHTS

- Set a career high with 19 digs against Mercer (8/25)
- Dug up 14 balls and added five assists vs. UNF (8/26)
- Recorded her 26th career double-double against UNCW, finishing with 17 assists and 15 digs (9/1)
- Recorded 16 aces over 13 sets at the Carolina Classic, including six against Miami to match a career high and tying the program record for aces in a five-set match (9/8)

## CAREER STATISTICS

YEAR	SP	MP	KILL	K/S	ERR	ATT	PCT	AST	A/S	SA	SA/S	SE	DIG	D/S	RE	BS	BA	TB	B/S	BE	BHE
2015	114	31	50	0.44	22	141	.199	1167	10.24	47	0.41	94	309	2.71	0	4	47	51	0.45	10	10
2016	106	30	42	0.40	9	108	.306	726	6.85	41	0.39	62	218	2.06	1	1	8	9	0.08	1	0
2017	34	9	2	0.06	2	11	.000	43	1.26	19	0.56	22	150	4.41	6	0	0	0	0.00	0	2
<b>TOTAL</b>	<b>254</b>	<b>70</b>	<b>94</b>	<b>0.37</b>	<b>33</b>	<b>260</b>	<b>.235</b>	<b>1936</b>	<b>7.62</b>	<b>107</b>	<b>0.42</b>	<b>178</b>	<b>677</b>	<b>2.67</b>	<b>7</b>	<b>5</b>	<b>55</b>	<b>60</b>	<b>0.24</b>	<b>11</b>	<b>12</b>



# # 6 COURTNEY KOEHLER

5-11 | Sophomore | Setter | Sports/Entertainment Mgmt Major | Asheville, N.C. (A.C. Reynolds)

### SEASON/CAREER HIGHS

<b>Kills</b>	4, 2x, last vs. Miami (9/8)
<b>Attempts</b>	11, Duke (9/2)
<b>Hit. % (Min. 5 Att.)</b>	.444, Miami (9/8)
<b>Assists</b>	47, Duke (9/2)
<b>Aces</b>	1, 3x, last vs. Miami (9/8)
<b>Digs</b>	11, Miami (Ohio) (9/8)
<b>Blocks Solo</b>	2, Miami (Ohio) (9/8)
<b>Block Assists</b>	2, Troy (8/26)
<b>Total Blocks</b>	3, Troy (8/26)

### CAREER HIGHS

<b>Kills</b>	4, 2x, last vs. Miami (Ohio) (9/8/17)
<b>Attempts</b>	11, Duke (9/2/17)
<b>Hit. % (Min. 5 Att.)</b>	.444, Miami (Ohio) (9/8/17)
<b>Assists</b>	47, Duke (9/2/17)
<b>Aces</b>	2, Buffalo (9/9/16)
<b>Digs</b>	11, 2x, last vs. Miami (Ohio) (9/8/17)
<b>Blocks Solo</b>	2, Miami (Ohio) (9/8/17)
<b>Block Assists</b>	2, Troy (8/26/17)
<b>Total Blocks</b>	3, Troy (8/26/17)

### SEASON HIGHLIGHTS

- Posted a double-double against UNCW, with 30 assists and 10 digs (9/1)
- Had a career day in the win at Duke, with four kills, 47 assists and eight digs in four sets (9/2)
- Tied a career high with 11 digs against Miami, and set a career high with two solo blocks (9/8)

## CAREER STATISTICS

YEAR	SP	MP	KILL	K/S	ERR	ATT	PCT	AST	A/S	SA	SA/S	SE	DIG	D/S	RE	BS	BA	TB	B/S	BE	BHE
2016	97	30	1	0.01	4	11	-.273	388	4.00	12	0.12	9	105	1.08	1	0	2	2	0.02	1	5
2017	34	9	19	0.56	3	53	.302	328	9.65	3	0.09	3	65	1.91	0	5	5	10	0.29	2	10
<b>TOTAL</b>	<b>131</b>	<b>39</b>	<b>20</b>	<b>0.15</b>	<b>7</b>	<b>64</b>	<b>.203</b>	<b>716</b>	<b>5.47</b>	<b>15</b>	<b>0.11</b>	<b>12</b>	<b>170</b>	<b>1.30</b>	<b>1</b>	<b>5</b>	<b>7</b>	<b>12</b>	<b>0.09</b>	<b>3</b>	<b>15</b>



# # 7 BROOKE GOSTOMSKI

6-0 | Freshman | OH | Pharmacy Major | Muskego, Wisc. (Muskego)

### SEASON/CAREER HIGHS

<b>Kills</b>	5, Mercer (8/25)
<b>Attempts</b>	8, Mercer (8/25)
<b>Hit. % (Min. 5 Att.)</b>	.500, Mercer (8/25)
<b>Assists</b>	1, Radford (9/9)
<b>Aces</b>	1, 2x, last vs. Troy (8/26)
<b>Digs</b>	3, Troy (8/26)
<b>Blocks Solo</b>	-
<b>Block Assists</b>	-
<b>Total Blocks</b>	-

### SEASON HIGHLIGHTS

- Made her college debut with five kills off the bench against Mercer, hitting .500 (8/25)

### BEFORE SOUTH CAROLINA

- Multiple-time Wisconsin Volleyball Coaches Association (WVCA) All-State honoree.
- She missed her senior season due to injury, but still was named one of the top 150 high school seniors due to her success at the club level.

## CAREER STATISTICS

YEAR	SP	MP	KILL	K/S	ERR	ATT	PCT	AST	A/S	SA	SA/S	SE	DIG	D/S	RE	BS	BA	TB	B/S	BE	BHE
2017	16	9	10	0.62	3	21	.333	1	0.06	3	0.19	2	12	0.75	4	0	1	1	0.06	0	0
<b>TOTAL</b>	<b>16</b>	<b>9</b>	<b>10</b>	<b>0.62</b>	<b>3</b>	<b>21</b>	<b>.333</b>	<b>1</b>	<b>0.06</b>	<b>3</b>	<b>0.19</b>	<b>2</b>	<b>12</b>	<b>0.75</b>	<b>4</b>	<b>0</b>	<b>1</b>	<b>1</b>	<b>0.06</b>	<b>0</b>	<b>0</b>



# # 8 MIKAYLA SHIELDS

6-0 | Sophomore | RS/OH | Biological Sciences Major | Orlando, Fla. (Lake Nona)

### SEASON HIGHS

<b>Kills</b>	26, 2x, last vs. Miami (9/8)
<b>Attempts</b>	51, Miami (9/8)
<b>Hit. % (Min. 5 Att.)</b>	.511, Duke (9/2)
<b>Assists</b>	3, Duke (9/2)
<b>Aces</b>	2, 2x, last vs. Miami (9/8)
<b>Digs</b>	19, Miami (9/8)
<b>Blocks Solo</b>	1, 5x, last vs. Radford (9/9)
<b>Block Assists</b>	4, UNCW (9/2)
<b>Total Blocks</b>	4, 2x, last vs. UNCW (9/2)

### CAREER HIGHS

<b>Kills</b>	26, Duke (9/2/17)
<b>Attempts</b>	19, Miami (9/8/17)
<b>Hit. % (Min. 5 Att.)</b>	.619, William & Mary (9/17/16)
<b>Assists</b>	3, Duke (9/2/17)
<b>Aces</b>	6, Georgia (11/6/16)
<b>Digs</b>	19, Miami (9/8/17)
<b>Blocks Solo</b>	1, 11x, last vs. Radford (9/9/17)
<b>Block Assists</b>	5, 2x, last at Georgia (10/7/16)
<b>Total Blocks</b>	6, Binghamton (8/27/16)

### SEASON HIGHLIGHTS

- Hit .400 with nine kills in the win over Troy (8/26)
- Passed up nine digs against UNF (8/26)
- Had a solo block in each of the three tournament matches, with a weekend high of four total blocks vs. UNF (8/26)
- Averaged 5.33 kills and 3.17 digs per set, while hitting .383, at the Duke Invitational (9/1-2).
- Led the offense with four kills and 3.15 digs per set at the Carolina Classic (9/8-9)

## CAREER STATISTICS

YEAR	SP	MP	KILL	K/S	ERR	ATT	PCT	AST	A/S	SA	SA/S	SE	DIG	D/S	RE	BS	BA	TB	B/S	BE	BHE
2016	105	30	341	3.25	108	757	.308	7	0.07	8	0.08	7	116	1.10	5	5	65	70	0.67	13	1
2017	34	9	140	4.12	32	303	.356	8	0.24	5	0.15	14	92	2.71	4	6	17	23	0.68	5	3
<b>TOTAL</b>	<b>139</b>	<b>39</b>	<b>481</b>	<b>3.46</b>	<b>140</b>	<b>1060</b>	<b>.322</b>	<b>15</b>	<b>0.11</b>	<b>13</b>	<b>0.09</b>	<b>21</b>	<b>208</b>	<b>1.50</b>	<b>9</b>	<b>11</b>	<b>82</b>	<b>93</b>	<b>0.67</b>	<b>18</b>	<b>4</b>



# # 9 ELLIE POPELKA

6-2 | Freshman | MB | Business Major | Williamsburg, Va. (Jamestown)

### SEASON/CAREER HIGHS

Kills	-
Attempts	-
Hit. % (Min. 5 Att.)	-
Assists	-
Aces	-
Digs	-
Blocks Solo	-
Block Assists	-
Total Blocks	-

### SEASON HIGHLIGHTS

•
---

### BEFORE SOUTH CAROLINA

- A high school all-american for Jamestown High School in Virginia
- Made the AVCA's high school phenom team three times
- Wendy's High School Heisman representative for her high school

## CAREER STATISTICS

YEAR	SP	MP	KILL	K/S	ERR	ATT	PCT	AST	A/S	SA	SA/S	SE	DIG	D/S	RE	BS	BA	TB	B/S	BE	BHE	
2017	-	-	-	-	-	-	-	-	-	-	-	-	-	-	-	-	-	-	-	-	-	-
<b>TOTAL</b>	-	-	-	-	-	-	-	-	-	-	-	-	-	-	-	-	-	-	-	-	-	-



# # 10 EMMA LOCK

5-9 | R-Sophomore | DS/Libero | Experimental Psychology Major | Lee's Summit, Mo. (Lee's Summit)

### SEASON HIGHS

Kills	1, 2x, last vs. UNCW (9/1)
Attempts	1, 3x, last vs. ECU (9/8)
Hit. % (Min. 5 Att.)	-
Assists	4, Mercer (8/25)
Aces	2, 2x, last vs. Duke (9/2)
Digs	11, UNCW (9/1)
Blocks Solo	-
Block Assists	-
Total Blocks	-

### CAREER HIGHS

Kills	1, 4x, last vs. UNCW (9/1/17)
Attempts	5, LSU (9/27/15)
Hit. % (Min. 5 Att.)	.200, LSU (9/27/15)
Assists	4, 3x, last vs. Mercer (8/25/17)
Aces	2, 2x, last vs. UNF (8/26/17)
Digs	19, Western Michigan (9/12/15)
Blocks Solo	N/A
Block Assists	N/A
Total Blocks	N/A

### SEASON HIGHLIGHTS

- Returned from a season-ending injury to see time in all three weekend matches for the Gamecocks
- Served up a pair of aces against UNF, also adding a weekend-best three digs
- Matched a career high with four assists against Mercer (8/25)
- Dug up 11 balls against UNCW (9/1)

## CAREER STATISTICS

YEAR	SP	MP	KILL	K/S	ERR	ATT	PCT	AST	A/S	SA	SA/S	SE	DIG	D/S	RE	BS	BA	TB	B/S	BE	BHE
2015	87	27	2	0.02	3	16	-.062	31	0.36	11	0.13	16	140	1.61	10	0	0	0	0.00	0	3
2016	15	9	1	0.07	1	2	.000	0	0.00	2	0.13	4	27	1.80	4	0	0	0	0.00	0	0
2017	29	9	2	0.07	1	3	.333	7	0.24	5	0.17	4	31	1.07	7	0	0	0	0.00	0	0
<b>TOTAL</b>	<b>131</b>	<b>45</b>	<b>5</b>	<b>0.04</b>	<b>5</b>	<b>21</b>	<b>.000</b>	<b>38</b>	<b>0.29</b>	<b>18</b>	<b>0.14</b>	<b>24</b>	<b>198</b>	<b>1.51</b>	<b>21</b>	<b>0</b>	<b>0</b>	<b>0</b>	<b>0.00</b>	<b>0</b>	<b>3</b>



# # 11 MIKAYLA ROBINSON

6-2 | Freshman | MB | Broadcast Journalism Major | West Dundee, Ill. (Harvest Christian Academy)

### SEASON/CAREER HIGHS

Kills	14, Radford (9/9)
Attempts	32, Radford (9/9)
Hit. % (Min. 5 Att.)	.846, Mercer (8/25)
Assists	1, 3x, last vs. Miami (9/8)
Aces	-
Digs	2, ECU (9/8)
Blocks Solo	2, Duke (9/2)
Block Assists	6, ECU (9/8)
Total Blocks	6, 2x, last vs. ECU (9/8)

### SEASON HIGHLIGHTS

- Set the program's rally scoring era record for hitting percentage after recording an .846 success rate against Mercer (8/25)
- Hit .500 with 10 kills and four blocks against Troy (8/26)
- Blocked six balls (two solo) and added nine kills against Duke (9/2)
- Set a new season high with 14 kills against Radford (9/9)

### BEFORE SOUTH CAROLINA

- Ranked as a top-20 recruit, and is also a high school all-american.
- Made Volleyball Magazine's Fab 50 team

## CAREER STATISTICS

YEAR	SP	MP	KILL	K/S	ERR	ATT	PCT	AST	A/S	SA	SA/S	SE	DIG	D/S	RE	BS	BA	TB	B/S	BE	BHE
2017	33	9	82	2.48	27	160	.344	3	0.09	0	0.00	0	3	0.09	0	4	21	25	0.76	4	0
<b>TOTAL</b>	<b>33</b>	<b>9</b>	<b>82</b>	<b>2.48</b>	<b>27</b>	<b>160</b>	<b>.344</b>	<b>3</b>	<b>0.09</b>	<b>0</b>	<b>0.00</b>	<b>0</b>	<b>3</b>	<b>0.09</b>	<b>0</b>	<b>4</b>	<b>21</b>	<b>25</b>	<b>0.76</b>	<b>4</b>	<b>0</b>



# # 12 COURTNEY FURLONG

6-3 | Junior | OH | Experimental Psychology Major | Oviedo, Fla. (Oviedo)

### SEASON HIGHS

Kills	10, UNF (8/26)
Attempts	27, Duke (9/2)
Hit. % (Min. 5 Att.)	.350, UNF (8/26)
Assists	1, Troy (8/26)
Aces	2, Radford (9/9)
Digs	16, UNCW (9/1)
Blocks Solo	1, 2x, last vs. UNCW (9/1)
Block Assists	5, EKU (9/8)
Total Blocks	5, EKU (9/8)

### CAREER HIGHS

Kills	13, Western Michigan (9/12/15)
Attempts	40, Western Michigan (9/12/15)
Hit. % (Min. 5 Att.)	.556, Georgia (11/6/16)
Assists	2, N.C. Central (8/29/15)
Aces	2, Radford (9/9/17)
Digs	16, UNCW (9/1/17)
Blocks Solo	2, at Charleston (8/26/16)
Block Assists	5, EKU (9/8/17)
Total Blocks	5, EKU (9/8/17)

### SEASON HIGHLIGHTS

- Hit. 350 with 10 kills in the win over North Florida (8/26)
- Came off the bench and had three kills, an ace and a solo block in the win over Troy (8/26)
- Dug a career-high 16 balls against UNCW (9/1)

## CAREER STATISTICS

YEAR	SP	MP	KILL	K/S	ERR	ATT	PCT	AST	A/S	SA	SA/S	SE	DIG	D/S	RE	BS	BA	TB	B/S	BE	BHE
2015	86	31	110	1.28	54	356	.157	4	0.05	2	0.02	0	37	0.43	2	5	26	31	0.36	4	0
2016	41	22	63	1.54	29	162	.210	6	0.15	0	0.00	1	25	0.61	6	5	15	20	0.49	0	0
2017	27	9	42	1.56	25	131	.130	1	0.04	3	0.11	1	39	1.44	2	2	15	17	0.63	3	0
<b>TOTAL</b>	<b>154</b>	<b>62</b>	<b>215</b>	<b>1.40</b>	<b>108</b>	<b>649</b>	<b>.165</b>	<b>11</b>	<b>0.07</b>	<b>5</b>	<b>0.03</b>	<b>2</b>	<b>101</b>	<b>0.66</b>	<b>10</b>	<b>12</b>	<b>56</b>	<b>68</b>	<b>0.44</b>	<b>7</b>	<b>0</b>



# # 15 JESSE TURNER

6-2 | Junior | MB/RS | Biological Sciences Major | Austin, Texas (Westlake)

### SEASON HIGHS

Kills	1, Troy (8/26)
Attempts	3, Troy (8/26)
Hit. % (Min. 5 Att.)	-
Assists	-
Aces	-
Digs	-
Blocks Solo	-
Block Assists	-
Total Blocks	-

### CAREER HIGHS

Kills	3, 2x, last vs. Gardner-Webb (9/17/16)
Attempts	12, Florida (10/30/15)
Hit. % (Min. 5 Att.)	.250, Florida (10/30/15)
Assists	N/A
Aces	N/A
Digs	2, Florida (10/30/15)
Blocks Solo	N/A
Block Assists	1, 3x, last vs. Florida (10/9/16)
Total Blocks	1, 3x, last vs. Florida (10/9/16)

### SEASON HIGHLIGHTS

- Saw her first playing time against Troy, getting a kill in three swings (8/26)

## CAREER STATISTICS

YEAR	SP	MP	KILL	K/S	ERR	ATT	PCT	AST	A/S	SA	SA/S	SE	DIG	D/S	RE	BS	BA	TB	B/S	BE	BHE
2015	5	3	3	0.60	1	16	.125	0	0.00	0	0.00	0	2	0.40	0	0	2	2	0.40	0	0
2016	7	6	8	1.14	1	30	.233	1	0.14	0	0.00	0	2	0.29	0	0	4	4	0.57	1	0
2017	1	1	1	1.00	0	3	.333	0	0.00	0	0.00	0	0	0.00	0	0	0	0	0.00	0	0
<b>TOTAL</b>	<b>13</b>	<b>10</b>	<b>12</b>	<b>0.92</b>	<b>2</b>	<b>49</b>	<b>.204</b>	<b>1</b>	<b>0.08</b>	<b>0</b>	<b>0.00</b>	<b>0</b>	<b>4</b>	<b>0.31</b>	<b>0</b>	<b>0</b>	<b>6</b>	<b>6</b>	<b>0.46</b>	<b>1</b>	<b>0</b>



# # 16 SAVANNAH MURRAY

5-9 | Sophomore | DS/Libero | Exercise Science Major | St. Augustine, Fla. (Bartram Trail)

### SEASON HIGHS

Kills	-
Attempts	-
Hit. % (Min. 5 Att.)	-
Assists	-
Aces	-
Digs	-
Blocks Solo	-
Block Assists	-
Total Blocks	-

### SEASON/CAREER HIGHS

Kills	N/A
Attempts	1, 2x, last at Texas A&M (10/14)
Hit. % (Min. 5 Att.)	N/A
Assists	1, Florida (11/11)
Aces	1, 3x, last vs. Georgia (11/6)
Digs	5, Florida (11/11)
Blocks Solo	N/A
Block Assists	N/A
Total Blocks	N/A

### SEASON HIGHLIGHTS

- Played the back row against Troy (8/26)

## CAREER STATISTICS

YEAR	SP	MP	KILL	K/S	ERR	ATT	PCT	AST	A/S	SA	SA/S	SE	DIG	D/S	RE	BS	BA	TB	B/S	BE	BHE
2016	26	14	0	0.00	1	2	-.500	2	0.08	3	0.12	8	18	0.69	4	0	0	0	0.00	0	0
2017	1	1	0	0.00	0	0	.000	0	0.00	0	0.00	0	0	0.00	0	0	0	0	0.00	0	0
<b>TOTAL</b>	<b>27</b>	<b>15</b>	<b>0</b>	<b>0.00</b>	<b>1</b>	<b>2</b>	<b>-.500</b>	<b>2</b>	<b>0.07</b>	<b>3</b>	<b>0.11</b>	<b>8</b>	<b>18</b>	<b>0.67</b>	<b>4</b>	<b>0</b>	<b>0</b>	<b>0</b>	<b>0.00</b>	<b>0</b>	<b>0</b>



# # 20 ALICIA STARR

6-0 | Sophomore | LS/MB | Exercise Science Major | Blue Springs, Mo. (Blue Springs)

### SEASON HIGHS

Kills	12, Duke (9/2)
Attempts	22, 2x, last vs. Duke (9/2)
Hit. % (Min. 5 Att.)	.500, Duke (9/2)
Assists	2, UNCW (9/1)
Aces	1, UNCW (9/1)
Digs	6, 2x, last vs. Duke (9/2)
Blocks Solo	1, 2x, last vs. Miami (9/8)
Block Assists	7, Duke (9/2)
Total Blocks	7, Duke (9/2)

### CAREER HIGHS

Kills	12, Duke (9/2/17)
Attempts	22, 2x, last vs. Duke (9/2/17)
Hit. % (Min. 5 Att.)	.833, Davidson (9/16)
Assists	2, UNCW (9/1/17)
Aces	1, 9x, last vs. UNCW (9/1/17)
Digs	6, 2x, last vs. Duke (9/2/17)
Blocks Solo	4, Davidson (9/16)
Block Assists	9, Kentucky (9/2)
Total Blocks	11, Kentucky (10/2)

### SEASON HIGHLIGHTS

- Hit .333 with five kills in the win over Mercer (8/25)
- Popped up four digs to go along with four blocks and eight kills in the win over North Florida (8/26)
- Set a career high with 12 kills and six digs against Duke, also adding seven block assists (9/2)

## CAREER STATISTICS

YEAR	SP	MP	KILL	K/S	ERR	ATT	PCT	AST	A/S	SA	SA/S	SE	DIG	D/S	RE	BS	BA	TB	B/S	BE	BHE
2016	71	25	80	1.13	17	189	.333	2	0.03	8	0.11	4	25	0.35	0	14	66	80	1.13	8	0
2017	33	9	63	1.91	10	156	.340	6	0.18	1	0.03	6	36	1.09	7	2	21	23	0.70	1	0
<b>TOTAL</b>	<b>104</b>	<b>34</b>	<b>143</b>	<b>1.38</b>	<b>27</b>	<b>345</b>	<b>.336</b>	<b>8</b>	<b>0.08</b>	<b>9</b>	<b>0.09</b>	<b>10</b>	<b>61</b>	<b>0.59</b>	<b>7</b>	<b>16</b>	<b>87</b>	<b>103</b>	<b>0.99</b>	<b>9</b>	<b>0</b>



# # 22 ABREIA EPPS

6-0 | Senior | OH/RS | Counselor Education Masters | Columbia, S.C. (Charlotte)

### SEASON HIGHS

Kills	9, UNCW (9/1)
Attempts	36, UNCW (9/1)
Hit. % (Min. 5 Att.)	.400, Northwestern (9/1)
Assists	1, Miami (9/8)
Aces	-
Digs	1, Northwestern (9/1)
Blocks Solo	-
Block Assists	1, 4x, last vs. Radford (9/9)
Total Blocks	1, 4x, last vs. Radford (9/9)

### CAREER HIGHS

Kills	13, William & Mary (9/17)
Attempts	36, UNCW (9/1/17)
Hit. % (Min. 5 Att.)	.588, Furman (9/3)
Assists	1, Miami (9/8)
Aces	N/A
Digs	2, 5x, last at Georgia (10/7)
Blocks Solo	2, College of Charleston (8/26)
Block Assists	6, Kentucky (10/2)
Total Blocks	6, Kentucky (10/2)

### SEASON HIGHLIGHTS

- Missed the opening weekend due to injury
- Returned to action at the Duke Invite, and had nine kills against UNCW (9/1)

## CAREER STATISTICS

YEAR	SP	MP	KILL	K/S	ERR	ATT	PCT	AST	A/S	SA	SA/S	SE	DIG	D/S	RE	BS	BA	TB	B/S	BE	BHE
2014*	116	31	263	2.27	135	686	.187	4	0.03	0	0.00	0	41	0.35	3	7	55	62	0.53	12	1
2015*	94	27	280	2.98	103	734	.241	3	0.03	0	0.00	0	40	0.43	4	6	39	45	0.48	11	0
<b>TOTAL</b>	<b>210</b>	<b>58</b>	<b>543</b>	<b>2.58</b>	<b>238</b>	<b>1420</b>	<b>.215</b>	<b>7</b>	<b>0.03</b>	<b>0</b>	<b>0.00</b>	<b>0</b>	<b>81</b>	<b>0.39</b>	<b>7</b>	<b>13</b>	<b>94</b>	<b>107</b>	<b>0.51</b>	<b>23</b>	<b>1</b>

\*at UNC-Charlotte

YEAR	SP	MP	KILL	K/S	ERR	ATT	PCT	AST	A/S	SA	SA/S	SE	DIG	D/S	RE	BS	BA	TB	B/S	BE	BHE
2016	73	26	140	1.92	58	345	.238	0	0.00	0	0.00	0	21	0.29	0	2	31	33	0.45	3	0
2017	17	5	26	1.53	17	88	.102	1	0.06	0	0.00	0	3	0.18	2	0	4	4	0.24	2	0
<b>TOTAL</b>	<b>90</b>	<b>31</b>	<b>166</b>	<b>1.84</b>	<b>75</b>	<b>433</b>	<b>.210</b>	<b>1</b>	<b>0.01</b>	<b>0</b>	<b>0.00</b>	<b>0</b>	<b>24</b>	<b>0.27</b>	<b>2</b>	<b>2</b>	<b>35</b>	<b>37</b>	<b>0.41</b>	<b>5</b>	<b>0</b>



# # 23 CALLIE BROWN

6-1 | Junior | MB/RS | Broadcast Journalism Major | Summerfield, N.C. (Rockingham County)

### SEASON HIGHS

Kills	1, Troy (8/26)
Attempts	3, Troy (8/26)
Hit. % (Min. 5 Att.)	-
Assists	-
Aces	-
Digs	-
Blocks Solo	-
Block Assists	2, UNCW (9/1)
Total Blocks	2, UNCW (9/1)

### CAREER HIGHS

Kills	3, N.C. Central (8/29/15)
Attempts	5, N.C. Central (8/29/15)
Hit. % (Min. 5 Att.)	N/A
Assists	N/A
Aces	N/A
Digs	1, Tennessee (10/18/15)
Blocks Solo	N/A
Block Assists	2, UNCW (9/1/17)
Total Blocks	2, UNCW (9/1/17)

### SEASON HIGHLIGHTS

- Saw time in the win against Troy, getting a kill over three swings (8/26)
- Had a career-high two block assists against UNCW (9/1)

## CAREER STATISTICS

YEAR	SP	MP	KILL	K/S	ERR	ATT	PCT	AST	A/S	SA	SA/S	SE	DIG	D/S	RE	BS	BA	TB	B/S	BE	BHE
2015	18	14	4	0.22	0	11	.364	0	0.00	0	0.00	0	1	0.06	0	0	2	2	0.11	0	0
2016	4	4	4	1.00	4	12	.000	0	0.00	0	0.00	0	0	0.00	0	0	0	0	0.00	0	0
2017	3	3	1	0.33	1	6	.000	0	0.00	0	0.00	0	0	0.00	0	0	2	2	0.67	0	0
<b>TOTAL</b>	<b>25</b>	<b>21</b>	<b>9</b>	<b>0.36</b>	<b>5</b>	<b>29</b>	<b>.138</b>	<b>0</b>	<b>0.00</b>	<b>0</b>	<b>0.00</b>	<b>0</b>	<b>1</b>	<b>0.04</b>	<b>0</b>	<b>0</b>	<b>4</b>	<b>4</b>	<b>0.16</b>	<b>0</b>	<b>0</b>



# # 25 COURTNEY MCKEAG

6-0 | R-Junior | MB/OH | Criminology Major | San Juan Capistrano, Calif. (San Juan Hills)

### SEASON HIGHS

Kills	1, UNF (8/26)
Attempts	3, UNF (8/26)
Hit. % (Min. 5 Att.)	-
Assists	-
Aces	-
Digs	1, UNF (8/26)
Blocks Solo	-
Block Assists	-
Total Blocks	-

### CAREER HIGHS

Kills	2, Buffalo (9/9/16)
Attempts	4, Gardner-Webb (9/17/16)
Hit. % (Min. 5 Att.)	N/A
Assists	N/A
Aces	1, 2x, last vs. Gardner-Webb (9/17/16)
Digs	2, Gardner-Webb (9/17/16)
Blocks Solo	N/A
Block Assists	N/A
Total Blocks	N/A

### SEASON HIGHLIGHTS

- Came off the bench in the victory over North Florida, getting a kill and a dig (8/26)

## CAREER STATISTICS

YEAR	SP	MP	KILL	K/S	ERR	ATT	PCT	AST	A/S	SA	SA/S	SE	DIG	D/S	RE	BS	BA	TB	B/S	BE	BHE	
2014	-	-	-	-	-	-	-	-	-	DNP - Injured		-	-	-	-	-	-	-	-	-	-	-
2015	-	-	-	-	-	-	-	-	-	DNP - Injured		-	-	-	-	-	-	-	-	-	-	-
2016	5	4	3	0.60	1	9	.222	0	0.00	2	0.40	0	3	0.60	0	0	0	0	0.00	0	0	0
2017	2	2	1	0.50	0	3	.333	0	0.00	0	0.00	1	1	0.50	0	0	0	0	0.00	0	0	0
<b>TOTAL</b>	<b>7</b>	<b>6</b>	<b>4</b>	<b>0.57</b>	<b>1</b>	<b>12</b>	<b>.250</b>	<b>0</b>	<b>0.00</b>	<b>2</b>	<b>0.29</b>	<b>1</b>	<b>4</b>	<b>0.57</b>	<b>0</b>	<b>0</b>	<b>0</b>	<b>0</b>	<b>0.00</b>	<b>0</b>	<b>0</b>	<b>0</b>

## COACHES AND SUPPORT STAFF



Scott Swanson  
Head Coach  
Seventh Season




Dottie Hampton  
Asst. Coach/Recruiting Coordinator  
Fourth Season



Shonda Cole  
Assistant Coach  
Fourth Season



Alyssa Taylor  
Director of Operations  
Second Season



Julian Welsh-White  
Volunteer Assistant Coach  
First Season



Maddie Hills  
Graduate Assistant  
First Season



Adrianna Culbert  
Graduate Manager  
First Season