



# 2015-16 Women's Basketball SOUTH CAROLINA

Assoc. Media Relations Director: Diana Koval | Office: 803.777.7977 | Cell: 314.369.6050 | Email: dkoval@mailbox.sc.edu | Twitter: @DianaKovalSID  
Website: www.GamecocksOnline.com | Twitter: @GamecockWBB | Instagram: @GamecockWBB | Facebook: @GamecockWBB

Game 19

Jan. 24, 2016 • 4 p.m. (CT) • Starkville, Miss. • Humphrey Coliseum (10,500)

**South Carolina Gamecocks**  
18-0, 6-0 SEC



vs.



**Mississippi State Bulldogs**  
17-3, 4-2 SEC

**Ranking:** 2/2 (AP/Coaches)

**Head Coach:** Dawn Staley

**Record at South Carolina:** 173-74 (8th)

**Career Record:** 345-154 (16th)

**Top Scorer:** A'ja Wilson (16.6)

**Top Rebounder:** Alaina Coates (9.6)

**Ranking:** 10/10

**Head Coach:** Vic Schaefer

**Record at MSU:** 79-41 (4th)

**Career Record:** 159-151 (11th)

**Top Scorer:** Victoria Vivians (17.6)

**Top Rebounder:** Teaira McCowan (6.9)

## Schedule/Results

Nov. 13	#6/10 Ohio State (SECN+)	W, 88-80
Nov. 15	UNCG (SECN+)	W, 92-44
Nov. 18	at Clemson (ESPN3)	W, 67-41
Nov. 22	at UCLA (Pac-12 Network)	W, 68-65

*Waikiki Beach Marriott  
Rainbow Wahine Showdown*

Nov. 27	vs. #16/18 Arizona State	W, 60-58
Nov. 28	vs. CSU Bakersfield	W, 90-71
Nov. 29	at Hawaii	W, 67-51

Dec. 6	#14/13 Duke (ESPN2)	W, 66-55
Dec. 13	Winthrop (SECN)	W, 86-37
Dec. 16	Hampton (SECN+)	W, 86-48

*CresCom Bank Carolinas College Women's Challenge*

Dec. 20	vs. East Carolina	W, 88-57
---------	-------------------	----------

Dec. 22	Elon (SECN+)	W, 78-63
Jan. 3	Arkansas* (ESPNU)	W, 85-32
Jan. 7	at Vanderbilt* (SECN^)	W, 71-61
Jan. 10	#20/- Missouri* (SECN)	W, 83-58
Jan. 14	at #9/9 Kentucky* (SECN)	W, 73-62
Jan. 17	#15/11 Texas A&M* (ESPN2)	W, 59-58
Jan. 21	at Auburn* (SECN+)	W, 74-58
Jan. 24	at #10/10 Mississippi St.* (ESPN2)	5 p.m.
Jan. 28	Ole Miss* (SECN+)	7 p.m.
Jan. 31	at Texas A&M* (ESPNU)	6 p.m.
Feb. 4	Kentucky* (SECN)	7 p.m.
Feb. 8	Connecticut (ESPN2)	7 p.m.
Feb. 11	Florida* (SECN+)	7 p.m.
Feb. 15	at Tennessee* (ESPN2)	7 p.m.
Feb. 18	Georgia* (SECN+)	7 p.m.
Feb. 22	at Alabama* (SECN)	7 p.m.
Feb. 25	at Ole Miss* (SECN^)	9 p.m.
Feb. 28	LSU* (ESPN2/U)	TBA

*SEC Tournament (Jacksonville, Fla.)*

Mar. 2	First Round	TBA
Mar. 3	Second Round	TBA
Mar. 4	Quarterfinals	TBA
Mar. 5	Semifinals	TBA
Mar. 6	Final	TBA

All Times Listed as Eastern and are subject to change  
< indicates game played in Myrtle Beach, S.C.  
\* indicates SEC Game

## Game Information

**Tickets:** \$5  
**Live Stats:** HailState.com

**Radio:** 107.5 The Game (Brad Muller)  
**Broadcast:** ESPN2 (Tiffany Greene, pxp; Carolyn Peck, analyst)

## Series History

South Carolina Record .....	15-16
<b>In Starkville</b> .....	5-9
<b>In Columbia</b> .....	10-5
<b>At Neutral Site</b> .....	0-2
<b>Staley Era</b> .....	6-3
<b>First Meeting</b> .....	SC 84-60, 12/29/84
<b>Current Streak</b> .....	Won 6

<b>Last Five Meetings:</b>		
Date	Result	Location
2/26/15	W, 69-50	Columbia
2/6/14	W, 71-64	Starkville
2/24/13	W, 58-43	Columbia
1/6/13	W, 60-46	Starkville
1/29/12	W, 69-43	Columbia












## Game Notables

- While six of the last nine games between South Carolina and Mississippi State have been decided by double figures, nearly every battle has been a defensive showcase. In the Dawn Staley era, the Gamecocks have averaged just 57.8 points against the Bulldogs, who have scored just 51.2 points per game in that stretch of the series as well. Only once has either team reached 70 points, and six times neither team scored over 60 points in the game with the Bulldogs winning three of those six.
- In the six games this season that were within 10 points in the final 5:00, the Gamecocks have shot 64.3 percent in the last five minutes. South Carolina's frontcourt of junior Alaina Coates and sophomore A'ja Wilson has dominated the waning moments of those games, scoring 43 of the 73 points and shooting a combined 18-of-23 (.783).
- Forward A'ja Wilson averages 21.5 points and 11.3 rebounds per game against ranked opponents this season, up from 11.3 ppg and 6.7 rpg last season.
- South Carolina's four-year seniors – Asia Dozier, Tiffany Mitchell, Tina Roy and Khadijah Sessions – average a combined 34.5 points per SEC game, which is up from their 28.5 points per non-conference game. The increase speaks to the group's experience as much as to the Gamecocks' better offensive balance in league play.
- Junior center Alaina Coates is one of two players averaging a double-double in SEC games this season, posting 11.0 points and 10.7 rebounds per contest. She has grabbed double-digit rebounds in nine of her last 10 games, including every SEC contest.
- With four steals against Texas A&M (Jan. 17), Tiffany Mitchell became just the third Gamecock in history to record at least 1,600 points, 300 assists and 200 steals in her career.
- Khadijah Sessions has been rock solid in SEC play, averaging 7.8 points on 57.7 percent shooting, including 60.0 percent (6-of-10) from 3-point range, while also averaging 1.8 assists and 2.3 steals.

## Stat Comparison

<b>MSU</b>	<b>SC</b>	
17-3 .....	Overall Record .....	18-0
4-2 .....	Conference Record .....	6-0
11-0 .....	Home Record .....	9-0
2-3 .....	Away Record .....	6-0
4-0 .....	Neutral Record .....	3-0
76.8 .....	Points Per Game .....	76.7
52.6 .....	Opp. Points Per Game .....	55.7
.414 .....	Field Goal %age .....	.467
.364 .....	Opp. Field Goal %age .....	.338
.308 .....	3-Pt. Field Goal %age .....	.326
.260 .....	Opp. 3-Pt. Field Goal %age .....	.291
.726 .....	Free Throw %age .....	.651
14.2 .....	FTs Made Per Game .....	15.3
15.9 .....	Assists Per Game .....	14.8
+9.1 .....	Turnover Margin .....	+1.9
43.2 .....	Rebounds Per Game .....	41.9
+9.2 .....	Rebounding Margin .....	+8.3
9.1 .....	Steals Per Game .....	8.6
4.7 .....	Blocked Shots Per Game .....	5.6

# 2015-16 South Carolina Media Roster

1		<p><b>Bianca Cuevas</b> 5-6 • So. • Guard • Bronx, N.Y. <i>kway-VAAS</i></p> <p>PPG <b>7.6</b> RPG <b>1.8</b> APG <b>1.7</b> FG% <b>.376</b> FT% <b>.745</b></p>	<p><b>LAST GAME:</b> 1 pt, 2 assts, 18 mins at Auburn <b>NOTABLE:</b> Lightning-quick guard who finishes well in traffic ... scored in double figures 6x ... ≥ 3 steals 4x this season ... clutch plays vs. Texas A&amp;M (Jan. 17) ... 2014 McDonald's All-America.</p>	<p><b>Career Highs</b> <b>Pts:</b> 21 at Ole Miss, 2/1/15 <b>Reb:</b> 4, 6x, vs. Duke, 12/6/15 <b>Ast:</b> 6 vs. CSUB, 11/28/15 <b>Stl:</b> 5 vs. Missouri, 1/10/16</p>
4		<p><b>Doniyah Cliney</b> 6-0 • R-Fr. • Guard • Newark, N.J. <i>dawn-YAY CLY-nee</i></p> <p>PPG <b>2.5</b> RPG <b>0.8</b> APG <b>0.8</b> FG% <b>.364</b> FT% <b>1.00</b></p>	<p><b>LAST GAME:</b> 3 pts, 3 assts, 2 rebs at Auburn <b>NOTABLE:</b> Good size and athleticism on perimeter, good court vision ... no game action since high school, so adjusting to pace of play, etc. ... played in 3 games since (right) hand injury ... won two HS state titles.</p>	<p><b>Career Highs</b> <b>Pts:</b> 5 vs. Missouri, 1/10/16 <b>Reb:</b> 2 at Auburn, 1/21/16 <b>Ast:</b> 3 at Auburn, 1/21/16 <b>Stl:</b> 1 vs. Missouri, 1/10/16</p>
5		<p><b>Khadijah Sessions</b> 5-8 • Sr. • Guard • Myrtle Beach, S.C. <i>kub-DEE-zhub SESH-uns</i></p> <p>PPG <b>6.2</b> RPG <b>2.6</b> APG <b>2.5</b> FG% <b>.507</b> FT% <b>.651</b></p>	<p><b>LAST GAME:</b> 5 pts, 3 rebs, 3 stls at Auburn <b>NOTABLE:</b> Team captain ... best FG %age of career ... in SEC play, 7.8 ppg on 57.7% FG, including clutch shots in 3 comeback wins ... handed out ≥4 assists 6x and scored ≥10 pts 3x ... 8th in SEC in steals (2.0).</p>	<p><b>Career Highs</b> <b>Pts:</b> 19 vs. Auburn, 2/3/13 <b>Reb:</b> 6 vs. Clemson, 11/20/14 <b>Ast:</b> 8 vs. NC Central, 12/1/14 <b>Stl:</b> 4, 14x, vs. TAMU 1/17/16</p>
22		<p><b>A'ja Wilson</b> 6-5 • So. • Forward • Hopkins, S.C. <i>A-zhub</i></p> <p>PPG <b>16.6</b> RPG <b>9.1</b> BPG <b>3.3</b> FG% <b>.548</b> FT% <b>.649</b></p>	<p><b>LAST GM:</b> 11 pts, 6 rebs, 2 assts at Auburn <b>NOTABLE:</b> Growing offense and defense ... SEC-best 9 dbl-dbls, 3.3 bpg (6th in nation) ... SEC top 5 in ppg, rpg, FG% ... 4x SEC Plyr of Wk. ... Naismith, Wooden and Drysdale Watch Lists ... 1st SC fr. to earn All-America.</p>	<p><b>Career Highs</b> <b>Pts:</b> 28 vs. Duke, 12/6/15 <b>Reb:</b> 19 at Kentucky, 3/1/15 <b>Blks:</b> 8, 2x, vs. TAMU, 1/17/16 <b>Stl:</b> 3, 4x, vs. C. Mich., 12/20/14</p>
23		<p><b>Tina Roy</b> 5-11 • Sr. • Guard • Kaplan, La.</p> <p>PPG <b>6.5</b> RPG <b>1.6</b> APG <b>2.3</b> FG% <b>.345</b> FT% <b>.200</b></p>	<p><b>LAST GM:</b> 12 pts, 4 3s, 2 assts at Auburn <b>NOTABLE:</b> Team captain ... in SEC play – 10.2 ppg, .476 3FG %age (20-of-42) ... overall, 3rd in SEC in 3FG% (.388), 4th in 3s/gm (2.1) ... ≥4 3s in 4 of 6 SEC games ... 2nd on team in assists vs. SEC teams (2.2).</p>	<p><b>Career Highs</b> <b>Pts:</b> 21 vs. Arkansas, 1/3/16 <b>Reb:</b> 8 at Miss. St., 2/6/14 <b>Ast:</b> 10 vs. Sav. St., 12/14/14 <b>Stl:</b> 3 vs. Southern Cal, 11/15/14</p>
24		<p><b>Sarah Imovbioh</b> 5-6 • So. • Guard • Bronx, N.Y. <i>ih-MOE-vee-o</i></p> <p>PPG <b>4.9</b> RPG <b>5.2</b> APG <b>0.3</b> FG% <b>.607</b> FT% <b>.465</b></p>	<p><b>LAST GM:</b> 2 pts, 2 rebs, 1 stl at Auburn <b>NOTABLE:</b> Great energy, still learning SC system ... ≥10 rebs 3 times, one double-double ... 2nd on team in FG %age ... avg. dbl-dbl in 2014-15, 10.8 rpg (19th in nation, 1st in ACC) and 12.6 ppg playing at Uva.</p>	<p><b>Career Highs</b> <b>Pts:</b> 19 vs. Hampton, 12/16/15 <b>Reb:</b> 12 vs. ECU, 12/20/15 <b>Ast:</b> 2, 2x, vs. Missouri, 1/10/16 <b>Stl:</b> 2, 2x, at Clemson, 11/18/15</p>
25		<p><b>Tiffany Mitchell</b> 5-9 • Sr. • Guard • Charlotte, N.C.</p> <p>PPG <b>14.6</b> RPG <b>2.9</b> APG <b>2.6</b> FG% <b>.413</b> FT% <b>.795</b></p>	<p><b>LAST GM:</b> 13 pts, 5 assts, 3 stls at Auburn <b>NOTABLE:</b> Team captain ... In SEC play – 15.5 ppg, 3.3 apg, 2.5 spg ... 9th in SEC in ppg overall, 11th in steals (1.8) ... Naismith, Wooden and Drysdale Watch Lists ... 2x SEC POY, All-America.</p>	<p><b>Career Highs</b> <b>Pts:</b> 25 vs. Georgia, 2/27/14 <b>Reb:</b> 11, 5x, at Arkansas, 1/2/14 <b>Ast:</b> 9 at SDSU, 11/23/13 <b>Stl:</b> 7 vs. NC Central, 12/1/14</p>
31		<p><b>Asia Dozier</b> 6-0 • Sr. • Guard/For. • Columbia, S.C. <i>DOE-zhur</i></p> <p>PPG <b>3.4</b> RPG <b>1.2</b> APG <b>1.9</b> FG% <b>.345</b> FT% <b>.800</b></p>	<p><b>LAST GAME:</b> 2 rebs, 3 assts at Auburn <b>NOTABLE:</b> Two-time team captain ... cerebral player, nurturing leader ... has started eight games ... always seems to deliver timely points or defensive play ... scored in double figures vs. East Carolina.</p>	<p><b>Career Highs</b> <b>Pts:</b> 16, 2x, at SDSU, 11/23/13 <b>Reb:</b> 10 vs. Elon, 11/9/12 <b>Ast:</b> 6, 3x, vs. UNCG, 11/15/15 <b>Stl:</b> 2, 9x, vs. Hampton, 12/16/15</p>
40		<p><b>Jatarie White</b> 6-4 • So. • Forward • Charlotte, N.C. <i>juh-TAR-ee</i></p> <p>PPG <b>3.4</b> RPG <b>3.8</b> APG <b>0.6</b> FG% <b>.354</b> FT% <b>.636</b></p>	<p><b>LAST GAME:</b> 9 pts, 2 rebs at Auburn <b>NOTABLE:</b> Solid play not always in the box score ... grabbed at least 5 rebs 6 times this season ... ≥10 points two times this season ... 2014 WBCA, McDonald's All-America.</p>	<p><b>Career Highs</b> <b>Pts:</b> 14 vs. ECU, 12/20/15 <b>Reb:</b> 9 vs. Winthrop, 12/13/15 <b>Blk:</b> 4 vs. Winthrop, 12/13/15 <b>Stl:</b> 2 vs. Syracuse, 3/22/15</p>
41		<p><b>Alaina Coates</b> 6-4 • Jr. • Center • Irmo, S.C. <i>uh-LAY-nub COATS</i></p> <p>PPG <b>12.5</b> RPG <b>9.6</b> BPG <b>1.5</b> FG% <b>.695</b> FT% <b>.558</b></p>	<p><b>LAST GM:</b> 17 pts, 10 rebs, 2 assts at Auburn <b>NOTABLE:</b> SEC-best 9 dbl-dbls (1 triple) – 7 in last 10 gms ... avg dbl-dbl in SEC ... 2nd in SEC in rpg overall and vs SEC, 15th in scoring overall ... shooting 75.8% in SEC play ... Naismith Watch List ... 2x All-SEC.</p>	<p><b>Career Highs</b> <b>Pts:</b> 29 vs. Winthrop, 12/13/15 <b>Reb:</b> 17 vs. Kentucky, 1/9/14 <b>Blk:</b> 10 vs. Winthrop, 12/13/15 <b>Min:</b> 32 at UCLA, 11/22/15</p>
44		<p><b>India Farmer</b> 6-0 • Jr. • Forward • N. Myrtle Beach, S.C.</p> <p>PPG <b>0.0</b> RPG <b>14.0</b> APG <b>0.0</b> FG% <b>.000</b> FT% <b>--</b></p>	<p><b>LAST GAME:</b> 1 reb in 3 mins vs. Arkansas <b>NOTABLE:</b> Played in 4 games this season after seeing action in 16 in 2014-15, including five SEC and three postseason ... great team player ... works hard with good attitude.</p>	<p><b>Career Highs</b> <b>Pts:</b> 3, 2x, vs. Alabama, 1/19/14 <b>Reb:</b> 3 vs. NC Central, 12/2/13 <b>Blk:</b> 2 vs. UNCG, 11/15/15 <b>Stl:</b> 1 at Florida, 1/19/15</p>

Starter

Reserve

## Gamecocks' Five-Second Count

South Carolina is enjoying its most successful period in program history. The 2015 Senior Class set a four-year record with 113 wins and a .813 winning percentage. The 2016 Senior Class has a chance top that number, currently holding a record of 106-16, winning 86.9 percent of its contests. Winning consecutive SEC regular-season titles in the last two seasons, South Carolina has not finished outside the SEC's top four in four campaigns. Nationally, 65 straight AP Poll appearances is the new program record.

In the last two seasons, three Gamecocks have earned All-America honors, including two on the 2015-16 squad, and seven have earned All-SEC selection, including three on this season's roster.

## Quick Facts

### The University

**Location:** Columbia, S.C.

**Founded:** 1801

**Enrollment:** 32,972

**Colors:** Garnet (PMS 202C) and Black

**Nickname:** Gamecocks

**Conference:** Southeastern

**President:** Dr. Harris Pastides

**Athletics Director:** Ray Tanner

**Facility:** Colonial Life Arena (18,000)

### Coaching Staff

**Head Coach:** Dawn Staley

**Alma Mater:** Virginia, 1992

**Overall Record:** 345-154 (16th season)

**School Record:** 173-74 (8th season)

**Assoc. Head Coach (Alma Mater):**

Lisa Boyer (Ithaca, 1979)

**Assistant Coaches (Alma Mater):**

Nikki McCray-Penson (Tennessee, 1995)

Fred Chmiel (Excelsior, 2001)

### Team Information

**2014-15 Record:** 34-3

Home: 16-0 Away: 9-2 Neutral: 9-1

**SEC Record (Finish):** 15-1 (T-1st)

Home: 8-0 Away: 7-1

**Letterwinners Returning/Lost:** 11/3

**Starters Returning/Lost:** 3/2

### Program History

**First Year of Women's Basketball:** 1974-75

**All-Time Record:** 753-503 (42nd season)

**All-Time SEC Record:** 137-200 (23rd season)

**NCAA Appearances (Last):** 12 (2015)

**NCAA Tournament Record:** 17-12

**2015 NCAA Result:** Final Four; L, 65-66, Notre

Dame; Tampa, Fla.

**WNIT Appearances (Last):** 4 (2011)

**WNIT Record:** 3-4

### Media Relations

**Women's Basketball Contact:** Diana Koval

**Office:** 803.777.7977

**Cell:** 314.369.6050

**Email:** dkoval@mailbox.sc.edu

**Press Row Phone:** 803.777.6182

**Athletics Department on the Web**

**Website:** GamecocksOnline.com

**Twitter:** @GamecocksOnline

**Instagram:** @GamecocksOnline

**Facebook:** Facebook.com/GamecocksOnline

**YouTube:** YouTube.com/GamecocksOnline

**Women's Basketball on Twitter**

**Team:** @GamecockWBB

**Head Coach:** @DawnStaley

## By the Numbers

<b>2</b>	<b>4</b>	<b>14</b>	<b>64.3</b>
----------	----------	-----------	-------------

- Made field goal from inside the 3-point line by senior guard Tina Roy this season (at UCLA)
- Gamecocks averaging a double-double against ranked opponents this season – A'ja Wilson (21.5 ppg/11.3 rpg), Alaina Coates (11.0 ppg/10.2 rpg)
- Stats in which sophomore forward A'ja Wilson ranks among the nation's top 50 – blocks (6th), double-doubles (20th), field goal percentage (34th)
- SEC games this season in which senior guard Khadijah Sessions has swiped at least three steals
- Gamecocks who rank among the SEC's top 30 scorers in league play
- Games in which Tina Roy has hit at least four 3-pointers, including four in SEC play
- Games of 20 or more points scored by sophomore forward A'ja Wilson, including four against ranked a opponent
- Consecutive games of double-digit rebounds by junior center Alaina Coates, who has 11 on the season, including four against ranked opponents
- League-play stats in which senior guard Tiffany Mitchell ranks among the SEC's top 10 – scoring (5th), FG percentage (5th), assists (9th), steals (4th), 3s made (10th), assist-to-turnover ratio (4th)
- Different Gamecocks who have led the team in scoring for at least one quarter this season
- Games in which junior center Alaina Coates has shot over 70.0 percent from the field
- Times South Carolina has shot over 50.0 percent in the fourth quarter, including five of six SEC games
- Quarters in which the Gamecocks have held an opponent to single digits, including six in SEC play
- 6 Percent shooting by the Gamecocks in the fourth quarter this season, their most efficient quarter
- 64.3 Percent shooting by South Carolina in the final 5:00 of games that are within 10 points during that time, compared to 34.6 percent by its opponents

## Current Streaks

	Total	Home	Road	Neut.
Overall	W18	W43	W6	W3
SEC	W6	W21	W3	—
Non-Conference	W12	W24	W3	W3
Ranked Teams	W6	W9	W1	W1

## Mississippi State Series Notes

The Bulldogs hold a narrow 16-15 edge over the Gamecocks in the all-time series after South Carolina won the last six meetings, including three at the Hump. Mississippi State's last win in the series was a 55-53 decision at Colonial Life Arena on Feb. 11, 2010.

The last meeting was the first in which both teams were nationally ranked since the 2003 SEC Tournament as the Gamecocks brought a No. 2 ranking into the contest against the then-No. 11 Bulldogs on Feb. 26, 2015, in Columbia. The home crowd of over 15,000 powered the Gamecocks to a 13-point halftime lead on Senior Day with South Carolina clinching a share of the SEC regular-season title with a 69-50 victory that featured Tiffany Mitchell (16), A'ja Wilson (13) and Alaina Coates (10) each scored in double figures. Mitchell netted 14 of her 16 points in the first half.

Gamecock senior Khadijah Sessions has also had success against the Bulldogs, averaging 8.8 points on 60.0 percent shooting in her four outings.

South Carolina's results vs. MSU since the arrival of head coach Dawn Staley:

Date	W/L	Score	Site	Rank (SC/MSU)
2/26/15	W	69-50	H	2/11
2/6/14	W	71-64	A	6/-
2/24/13	W	58-43	H	15/-
1/6/13	W	60-46	A	18/-
1/29/12	W	69-43	H	-/-
2/13/11	W	60-53	A	-/-
2/11/10	L	53-55	H	-/-
3/5/09	L	39-49	N	-/-
2/26/09	L	41-58	A	-/-

## Gamecocks in the Rankings

(thru games of 1/21)

Team	SEC	NCAA	Actual	Alaina Coates	SEC	NCAA	Actual
Scoring Offense	3	23	76.7	Scoring	15	—	12.5
Scoring Defense	5	28	55.5	Rebounding	2	42	9.6
Scoring Margin	2	6	+21.2	FG Percentage	1	1	.695
Field Goal Percentage	2	12	.467	Blocks	6	123	1.5
Field Goal %age Def.	2	14	.338	Off. Rebounds	15	—	2.9
3-Point FG %age	4	119	.326	Double-Doubles	1	20	9
3-Point FG %age Def.	8	105	.291	<b>Tiffany Mitchell</b>	<b>SEC</b>	<b>NCAA</b>	<b>Actual</b>
3-Point FG Made/Gm.	6	170	5.6	Scoring	9	207	14.6
Free Throw Percentage	12	270	.651	FT Percentage	7	117	.795
Rebounding Offense	5	—	41.9	Steals	11	233	1.8
Rebounding Defense	3	—	33.6	3FG Made/Game	11	—	1.7
Rebounding Margin	3	25	+8.3	<b>Tina Roy</b>	<b>SEC</b>	<b>NCAA</b>	<b>Actual</b>
Assists	7	72	14.8	3FG Percentage	3	70	.388
Steals	10	128	8.6	3FG Made/Game	4	142	2.1
Turnover Margin	10	104	+1.9	<b>Khadijah Sessions</b>	<b>SEC</b>	<b>NCAA</b>	<b>Actual</b>
Turnovers	—	27	13.5	Steals	8	139	2.1
Assist-to-Turnover Ratio	3	43	1.1	<b>A'ja Wilson</b>	<b>SEC</b>	<b>NCAA</b>	<b>Actual</b>
Blocked Shots	1	16	5.6	Scoring	4	104	16.6
Home Attendance Avg.	1	1	14,533	Rebounding	4	60	9.1
				FG Percentage	3	34	.548
				FT Percentage	13	—	.649
				Blocks	1	6	3.3
				Off. Rebounds	13	—	2.9
				Double-Doubles	1	20	9



## 2015-16 Double-Doubles

### Alaina Coates (9)

11/13	Ohio State	17 pts/13 rebs
11/22	at UCLA	12 pts/12 rebs
12/13	Winthrop	29 pts/16 rebs/10 blks
12/16	Hampton	22 pts/12 rebs
12/20	vs. East Carolina	10 pts/15 rebs
1/3	Arkansas	11 pts/10 rebs
1/7	at Vanderbilt	11 pts/10 rebs
1/10	Missouri	13 pts/12 rebs
1/21	at Auburn	17 pts/10 rebs

### Sarah Imovbioh (1)

11/15	UNCG	14 pts/11 rebs
-------	------	----------------

### A'ja Wilson (9)

11/13	Ohio State	20 pts/14 rebs
11/15	UNCG	19 pts/10 rebs
11/22	at UCLA	11 pts/10 rebs
11/27	vs. Arizona State	18 pts/11 rebs
12/6	Duke	28 pts/11 rebs
12/20	vs. East Carolina	15 pts/10 rebs
1/3	Arkansas	11 pts/10 rebs
1/10	Missouri	11 pts/11 rebs
1/14	at Kentucky	26 pts/13 rebs

## Road Warriors

Overall, South Carolina is 220-243 (.475) in road games, including a 51-34 (.600) record during the Dawn Staley era. After a difficult start as the Gamecocks' mentor, Staley has guided her team to three of the program's top five road records in program history, including 2013-14's school-record winning percentage of .833 (10-2). Last season's .818 winning percentage (9-2) was second-best, while the 2012-13 team's .733 (11-4) mark is fifth in program history.

This season, South Carolina is 6-0 in road games.

## Ranked Readings

The Gamecocks have played six games against ranked teams this season and have six more on the schedule, all coming in the next eight outings.

This season against ranked teams, South Carolina averaged 71.5 points on 42.5 percent field goal shooting while holding its opponent to 61.8 points per game on 34.6 percent shooting. Sophomore forward A'ja Wilson leads the offense with 21.5 points per game to go with her 11.3 rebounds per outing. Junior center Alaina Coates also averages a double-double against ranked teams this season – 11.0 points, 10.2 rebounds.

After posting a 20-8 record against ranked opponents since the start of the 2013-14 season, head coach Dawn Staley has a 31-42 mark vs. the nation's best teams during her South Carolina tenure, highlighted by a 19-8 mark when the Gamecocks carry a better ranking than their opponent into the contest.

South Carolina's 10 wins against ranked foes in 2014-15 set a program record, topping the eight wins of the 1979-80 squad. Of last season's 10 wins, five came against a top-10 foe.

## SEC Story

Head coach Dawn Staley has steadily lifted the Gamecocks' national profile by building the Gamecocks into a consistent SEC contender with back-to-back

regular-season titles, shirking decades of difficulty in the nation's best women's basketball conference.

In her eighth season at the helm, Staley boasts a 73-43 (.629) SEC regular-season record and has finished outside the league's top five just twice – an unprecedented achievement for a program that had finished INSIDE the top five only two times in the previous 17 seasons. Staley's 72 wins include four seasons of double-digit league victories – 10-6 in 2012, 11-5 in 2013, an SEC-best 14-2 in 2014 and 15-1 in 2015.

Staley's SEC regular-season record includes a 41-18 (.695) mark at home and a 32-25 (.561) slate on the road.

## Poll Position

South Carolina remains at No. 2 in the nation in both polls this week, marking the 29th-straight time the Gamecocks have been ranked among the nation's top three teams. South Carolina has held a top-10 position in the Associated Press poll for 40 straight weeks and been ranked in the AP top 25 for 65 consecutive weeks (beginning Dec. 10, 2012), breaking the school record of 62 from Feb. 27, 1979 through Jan. 9, 1983.

## Strength in Numbers

Based on cumulative opponent winning percentage, South Carolina currently has the 21st toughest schedule in the nation. The 26 teams the Gamecocks will face this season have a current winning percentage of .630. The SEC and Pac-12 dominate the top 25 schedules with seven entries each.

With nine games away from Columbia so far this season, the Gamecocks are 4th in the RPI – best in the SEC ahead of Tennessee (12th), Kentucky (13th), Texas A&M (16th) and Mississippi State (30th) also among the top 30. Three others – Georgia (32nd), Florida (33rd), and Missouri (38th) – are in the top 50.

## Be Aggressive

Led by arguably among the best frontcourts in the nation, South Carolina ranks 11th in the country in free throw attempts at 424. The Gamecocks average 23.6 free throw attempts per game, best among teams ranked in the AP Top 25, just ahead of Florida's 23.5 attempts per game. South Carolina's 276 made free throws is 25th in the nation

## Diversified Assets

Head coach Dawn Staley has compiled an arsenal of offensive weapons that keeps growing throughout the season with no one Gamecock dominating the stat line, especially on offense. While nine different Gamecocks have been the team's top scorer in at least one quarter this season, no Gamecock has led the team in scoring for all four quarters of a game. A single player has topped the team in three quarters just seven times – Alaina Coates (Winthrop), Tiffany Mitchell (at Clemson, at Vandy) and A'ja Wilson (vs. CSUB, Duke, at Kentucky, Texas A&M).

## A Little Help From My Friends

Playing under one of the best point guards in U.S. women's basketball history, South Carolina has always been committed to finding the teammate with the best shot. Early this season, the Gamecocks were not as proficient in that area as they had been, assisting on 45.9 percent of their field goals (158 of 344) in non-conference action. So far in league play, South Carolina has rediscovered its roots, handing out assists on 88 of

## 2015-16 Awards

### Alaina Coates

Naismith Early Season Watch List  
Wooden Award Watch List  
Preseason All-SEC First Team (Media, Coaches)

### Bianca Cuevas

Rainbow Wahine Showdown All-Tournament

### Tiffany Mitchell

Senior CLASS Award candidate  
Wooden Award Midseason Top 20  
Naismith Early Season Watch List  
USBWA Ann Meyers Drysdale Award Watch List  
Preseason All-America (AR, Lindy's, Athlon, SI, ESPN)  
Preseason All-SEC First Team (Media, Coaches)  
Preseason SEC Player of the Year (Media, Coaches)

### A'ja Wilson

Wooden Award Midseason Top 20  
2015 USA Basketball Female Athlete of the Year  
Naismith Early Season Watch List  
USBWA Ann Meyers Drysdale Award Watch List  
Rainbow Wahine Showdown Tournament MVP  
Preseason All-America 2nd Team (Lindy's, SI, ESPN)  
Preseason All-America Honorable Mention (AP)  
Preseason All-SEC First Team (Media, Coaches)  
SEC Player of the Week (Nov. 13-16; Nov. 24-30; Dec. 1-7; Jan. 12-18)  
ESPN National Player of the Week (Jan. 12-18)

158 made field goals (55.7 percent). In fact, the highest scoring Gamecock in league play, Tiffany Mitchell (15.5 ppg) also leads the team in assists (3.3 apg).

## Offensive Operation

Head coach Dawn Staley is often thought of as a defensive coach, but she has steadily built an efficient offensive team over the last few seasons, culminating in the 2014-15 squad's 75.9 points per game (fourth-best in program history and the first new entry in the top five since 1993-94) on 48.4 percent shooting. That group ranked 18th in the nation in scoring and fourth in field goal percentage. This season, the Gamecocks are 23rd in the nation in scoring average and 12th in field goal percentage.

Here's a look at the offense's growth over the last six seasons.

Season	PPG (rank)	FG%age (rank)
2015-16	76.7 (3rd)	.467 (12th)
2014-15	75.9 (18th)	.484 (4th)
2013-14	72.9 (63rd)	.474 (6th)
2012-13	61.3 (183rd)	.390 (155th)
2011-12	61.2 (180th)	.398 (121st)
2010-11	58.7 (253rd)	.380 (223rd)

## Getting Defensive

South Carolina has been a defensive juggernaut under head coach Dawn Staley, ranking among the nation's top 30 in scoring defense for the last five seasons, including three seasons among the top 10. While the Gamecock offense has grown, the attention to defense has not with opponent field goal percentage ranking among the nation's top 15 each of the last three seasons.

This season, South Carolina has held its opponents

## Gamecocks in 2015-16 National Polls

Poll	Pre	11/16	11/23	11/30	12/7	12/14	12/21	12/28	1/4	1/11	1/18	1/25	2/1	2/8	2/15	2/22	3/1	3/8	3/16	Final
Associated Press	2	2	2	2	2	2	2	2	2	2	2									
Coaches	2	2	2	2	2	2	2	2	2	2	2									

to just 55.5 points per game on 33.8 percent shooting to rank 28th and 14th in the nation, respectively. The Gamecocks have yielded over 65 points just two times this season, and only three opponents have shot at least 40.0 percent against South Carolina with none hitting 45.0 percent.

Here's a look at the defense's dominance over the last five seasons.

Season	Opp. PPG	Opp. FG%age
2015-16	55.5 (28th)	.338 (14th)
2014-15	54.1 (12th)	.349 (10th)
2013-14	55.8 (8th)	.346 (5th)
2012-13	50.3 (5th)	.354 (32nd)
2011-12	51.4 (4th)	.376 (108th)

### Power of 3s

With such a notable frontcourt, South Carolina's outside shooting is an often overlooked but formidable weapon. It has been on full display in SEC action, during with the Gamecocks are shooting a league-high 36.4 percent from outside the arc and making 6.5 3s per game. For the season, South Carolina averages 5.6 made 3s, the highest average since the 2002-03 squad made 6.1 per game.

Senior Tina Roy has been the Gamecocks' premier long-range shooter and leads the SEC with 3.3 per game and 47.6 percent (20-of-42) accuracy in league play. She has made at least four 3-pointers in four of the team's six SEC games so far this season.

### Senior Moments

South Carolina's four four-year seniors – Asia Dozier, Tiffany Mitchell, Tina Roy, Khadijah Sessions – have been a huge part of the Gamecocks' undefeated record, especially since SEC play began. After accounting for 36.5 percent of South Carolina's offense in non-conference play, the quartet averages 34.5 points per SEC game to make up 46.5 percent of the Gamecocks' league-best 74.2 points per game.

### Crunch Time

This season six games have been in the balance late with the teams within single digits in the last five minutes – #6/10 Ohio State, at UCLA, vs. #16/18 Arizona State, #14/13 Duke, at Vanderbilt, #15/11 Texas A&M – including three in which South Carolina trailed at halftime. The Gamecocks have won all six of those outings behind offensive efficiency and defensive rebounding.

In the last five minutes of those six games, the Gamecocks shot 64.3 percent while allowing just 34.6 percent to their opponent, and South Carolina out-rebounded its opponents 35-20 in that segment of the game, including a 24-10 edge in defensive boards.

### All-Around All-American

Senior guard Tiffany Mitchell has powered the Gamecocks to some of their most dynamic victories, but her all-around effort and impact has never been limited to the big moments or to the offensive end. The Charlotte, N.C., native's greatness is felt in every

## Team Specialty Stats

### South Carolina-Opponent

	Pts. in Paint	Pts. Off TOs	2nd Chance Pts	Fast Break Pts
11/13 OSU	52-20	20-14	21-8	16-9
11/15 UNCG	52-18	29-4	16-10	13-8
11/18 at Clem.	24-16	21-2	22-11	8-0
11/20 at UCLA	30-20	8-17	10-9	4-6
11/27 vs. ASU	42-16	18-20	8-9	2-0
11/28 vs. CSUB	48-20	16-7	7-7	2-0
11/29 at Hawaii	36-18	23-5	12-11	6-0
12/6 Duke	42-24	15-6	18-9	15-6
12/13 Winthrop	50-18	20-9	14-10	19-6
12/16 Hampton	42-22	7-18	17-1	2-10
12/20 vs. ECU	46-18	16-6	17-11	2-0
12/22 Elon	40-32	21-17	14-10	9-8
1/3 Ark.	44-10	28-8	20-5	16-2
1/7 at VU	30-30	12-12	6-9	10-6
1/10 Mizzou	34-22	17-9	10-7	14-4
1/14 at UK	38-34	16-9	15-12	0-12
1/17 TAMU	42-22	24-19	8-9	10-10
1/21 at Aub.	36-16	16-15	9-14	8-4
1/24 at MSU				
1/28 Miss.				
1/31 at TAMU				
2/4 UK				
2/8 UConn				
2/11 Fla.				
2/15 at Tenn.				
2/18 Ga.				
2/22 at Ala.				
2/25 at Miss.				
2/28 LSU				
Season Avg.	40.4-20.9	18.2-10.9	13.6-9.0	8.7-4.9
SEC Avg.	37.3-22.3	18.8-12.0	11.3-9.3	9.7-6.0

## Starters vs. Bench Points

	SC Starters	Opp. Starters	SC Bench	Opp. Bench
11/13 OSU	58	70	30	10
11/15 UNCG	52	33	40	11
11/18 at Clem.	38	33	29	8
11/22 at UCLA	57	55	11	10
11/27 vs. ASU	39	38	21	20
11/28 vs. CSUB	56	47	34	24
11/29 at Hawaii	46	36	21	15
12/6 Duke	64	45	2	10
12/13 Winthrop	55	30	31	7
12/16 Hampton	69	35	17	15
12/20 vs. ECU	58	47	30	10
12/22 Elon	59	52	19	11
1/3 Ark.	65	24	20	8
1/7 at VU	50	35	21	26
1/10 Mizzou	54	38	29	20
1/14 at UK	59	51	14	11
1/17 TAMU	50	53	9	5
1/21 at Aub.	47	44	27	14
1/24 at MSU				
1/28 Miss.				
1/31 at TAMU				
2/4 UK				
2/8 UConn				
2/11 Fla.				
2/15 at Tenn.				
2/18 Ga.				
2/22 at Ala.				
2/25 at Miss.				
2/28 LSU				
Season Avg.	54.2	42.4	22.5	13.1
SEC Avg.	54.2	40.8	20.0	14.0

possession of every game, and the numbers back it up.

This season, in SEC play, Mitchell ranks among the league's top 10 in six categories and comes in 11th in one more. Her team-best 15.5 points per league game are fifth in the league, as is her 41.7 field goal percentage. Mitchell is fourth in steals per game (2.5) and assist-to-turnover ratio (1.5). Her 3.3 assists per game rank ninth, and she is 10th with 1.5 made 3s per game.

### Quarter Breakdown

Through 72 quarters this season, South Carolina has out-scored its opponent 51 times with the Gamecocks topping their foe by double digits 17 times, including a season-high differential of 26 (35-9) in the second quarter against Arkansas (Jan. 3). This season's best first-quarter advantage is 19 (26-7) against Winthrop (Dec. 13), third-quarter margin is 22 (29-7) against Arkansas (Jan. 3) and fourth-quarter edge is 17 (27-10) vs. Hampton (Dec. 16). South Carolina has shot at least 50.0 percent in 34 quarters this season with a high of 80.0 percent (8-of-10) in the third quarter against Hampton.

South Carolina's offensive efficiency builds steadily

throughout the game as opponents begin to feel the effects of the Gamecocks' formidable frontcourt with 23 of the 34 quarters in which South Carolina has shot at least 50 percent coming in the second half. The Gamecocks shoot a game-high 51.6 percent in the fourth quarter with the third quarter just behind at 49.8 percent this season.

Defensively, of the 10 lowest shooting percentage quarters for opposing teams five have been in the second half, including two of the four lowest.

A more detailed look at the quarter-by-quarter production for the Gamecocks and their opponents.

Qtr.	SC/Opp Avg. Pts	SC/Opp Avg. Rebs	SC/Opp FG%
1	17.7/13.6	11.4/9.6	.393/.329
2	18.5/12.6	10.2/7.9	.479/.344
3	20.8/14.6	10.8/8.9	.498/.341
4	19.9/14.6	10.2/8.1	.516/.330

Individually, sophomore forward A'ja Wilson has turned in four of the seven double-digit scoring quarters this season, but senior guard Tina Roy owns the top spot with 15 points in the third quarter against Arkansas (Jan. 3). Senior guard Tiffany Mitchell has the highest first-quarter scoring total with nine against both CSUB (Nov. 28) and Winthrop (Dec. 13). Wilson owns the best mark in the other two quarters, turning in 11 in the second quarter against UNCG (Nov. 15) and 12 in the fourth quarter against Ohio State (Nov. 13).

### SEC Active Leaders

Among the SEC's active leaders in seven statistical categories five different Gamecocks are among the top 10 in at least one. Senior Tiffany Mitchell's league-high six entries is not a surprise given the breadth of her resume, but the appearance of sophomore A'ja Wilson at No. 3 on the active blocked shots list (117), which junior Alaina Coates leads, may catch some observers off guard.

## Gamecocks Coming Soon!

Head coach Dawn Staley signed two Gamecocks in the early period, adding espnW Top 100 recruits Araion Bradshaw (Hyde Park, Mass./Tabor Academy) and Mikiah "Kiki" Harrigan (Pembroke Pines, Fla./Flanagan) to the South Carolina's 2016-17 roster.

Bradshaw is ranked No. 32 overall in the class and is the No. 10 guard in the group. An athletic, explosive athlete, she averaged nearly 12.0 points as a junior and was just as disruptive on the defensive end. The 5-foot-6 point guard helped Tabor Academy to the finals of the New England Prep School Athletic Council Class A Tournament and earned a spot on the All-New England Team.

Harrigan is the 12th-ranked forward in the nation and comes in at No. 74 overall in the espnW rankings. The 6-foot-2 forward averaged 15.7 points and 9.1 rebounds as a junior to earn Florida Association of Basketball Coaches Class 8A All-State first-team honors.

Mitchell headlines the South Carolina entries ranking second in scoring (1,627), steals (204) and field goals made (544); third in 3-pointers made (150); fourth in assists (313) and eighth in rebounding (527). She is tied with Texas A&M's Courtney Walker as the highest-ranking guard on the rebounding list, which includes just one other true perimeter player.

Coates is the league's active leader in blocks (153), sits third in rebounds (742) and is 10th in scoring (1,041). She also has a current SEC-high 31 career double-doubles, including nine this season.

Senior Khadijah Sessions holds sixth in steals (154) and eighth in assists (263). Senior Tina Roy is on the 3-pointers made list, coming in at fourth (136).

### Great Gamecock Fans

The state of South Carolina has rallied around head coach Dawn Staley's program in unprecedented numbers. Average attendance has grown steadily over the last three seasons, culminating in this season's sell-out of the season-ticket allotment – over 11,000. Only single-game, general admission tickets remain available for purchase.

South Carolina leads the nation in average attendance at 14,533 and is the only program averaging at least

10,000 fans this season. In fact, seven of the top 10 attended games in the Division I women's basketball this season were played at Colonial Life Arena.

Delving more deeply into the numbers, South Carolina's Colonial Life Arena's capacity of 18,000 makes it the seventh-largest women's basketball venue in the nation. South Carolina is the only one of those selling over 50 percent of their capacity as Gamecocks fans are filling Colonial Life Arena at 80.74 percent capacity, the highest of any facility seating at least 10,000 and fifth overall.

Prior to 2015-16, the Gamecocks led the nation in average attendance increase in each of the previous two seasons and paced the country in average attendance in 2014-15 at 12,293. South Carolina played in front of over 10,000 fans 15 times that season with 13 of those coming at Colonial Life Arena. The 17,156 fans that turned out for the Jan. 11 game against Kentucky were just shy of the women's basketball record of 17,712 (vs. Clemson, 11/22/02) at the facility.

### U-S-A, U-S-A

USA Basketball honored two Gamecocks for their contributions to the Americans' medal count in 2015. Head coach Dawn Staley became the first person to earn Athlete of the Year and Coach of the Year honors from USA Basketball, sharing the 2015 coaching award with Sean Miller. Sophomore forward A'ja Wilson earned USA Basketball Female Athlete of the Year honors for her MVP effort at the FIBA U19 Women's World Championship.

Two other Gamecocks also represented USA Basketball last summer. Senior Tiffany Mitchell and junior Alaina Coates on the U.S. Pan Am Games silver medal team.

### Highest Honors

Experts have their eye on three Gamecocks in the running for national player of the year honors – senior guard Tiffany Mitchell, junior center Alaina Coates and sophomore forward A'ja Wilson. South Carolina is in elite company with that many players in the running.

The Wooden Award got the streak going, announcing its 30-player watch list, which featured all the Gamecocks. South Carolina joined UConn as the only

schools with three players selected. The organization released its Midseason Top 20 on Jan. 15, tapping Mitchell and Wilson.

The trio also appeared on the Naismith Early Season Watch List, which included the 50 best players in the nation. South Carolina was one of three teams with three entries.

The USBWA announced its 20-member watch list for the Ann Meyers Drysdale Award, which included Mitchell and Wilson, putting South Carolina among just three programs with multiple players recognized.

### Legacy of Leadership

South Carolina has thrived under excellent leadership from its team-selected captains the last few seasons. While some thought that area would be a question mark

### Games Led Team In...

(Tied for team lead in each category included)

Scoring	2015-16	Career	Record
A'ja Wilson	8	23	21-2
Tiffany Mitchell	6	43	41-2
Alaina Coates	3	15	14-1
Tina Roy	2	4	4-0
Bianca Cuevas	1	3	3-0
Khadijah Sessions	0	3	2-1
Asia Dozier	0	2	2-0

Rebounding	2015-16	Career	Record
Alaina Coates	11	45	43-2
A'ja Wilson	8	17	16-1
Sarah Imovbioh	2	2	2-0
Jatarie White	1	1	1-0
Tiffany Mitchell	0	10	9-1

Assists	2015-16	Career	Record
Khadijah Sessions	6	28	26-2
Tiffany Mitchell	5	34	32-2
Tina Roy	5	15	15-0
Asia Dozier	3	16	16-0
Bianca Cuevas	1	9	8-1
Alaina Coates	1	2	2-0
Sarah Imovbioh	1	1	1-0

### Miscellaneous Stats

Triple-Doubles	2015-16	Career	Record
Alaina Coates	1	1	1-0

Double-Doubles	2015-16	Career	Record
Alaina Coates	9	31	30-1
A'ja Wilson	9	14	13-1
Sarah Imovbioh	1	1	1-0
Tiffany Mitchell	0	4	4-0

20+ Points	2015-16	Career	Record
A'ja Wilson	5	10	9-1
Alaina Coates	2	10	9-1
Tiffany Mitchell	1	14	14-0
Bianca Cuevas	1	2	2-0
Tina Roy	1	1	1-0

10+ Points	2015-16	Career	Record
Tiffany Mitchell	18	92	83-9
A'ja Wilson	14	43	40-3
Alaina Coates	13	60	57-3
Bianca Cuevas	6	14	14-0
Tina Roy	5	17	15-2
Khadijah Sessions	3	23	22-1
Jatarie White	2	4	4-0
Sarah Imovbioh	2	2	2-0
Asia Dozier	1	14	13-1

10+ Rebounds	2015-16	Career	Record
Alaina Coates	10	35	34-1
A'ja Wilson	9	14	13-1
Sarah Imovbioh	3	3	3-0
Tiffany Mitchell	0	7	6-1
Asia Dozier	0	1	1-0

5+ Assists	2015-16	Career	Record
Tiffany Mitchell	3	14	14-0
Khadijah Sessions	2	12	12-0
Asia Dozier	2	10	10-0
Bianca Cuevas	1	6	6-0
Tina Roy	0	5	5-0

5+ Steals	2015-16	Career	Record
Bianca Cuevas	1	1	1-0
Tiffany Mitchell	0	8	8-0

5+ Blocks	2015-16	Career	Record
A'ja Wilson	3	4	3-1
Alaina Coates	1	4	4-0

### 2015-16 Scoring Differentials

Largest lead in a win..... by 52 (84-32), 4th-3:11, vs. Winthrop, 12/13  
 Largest deficit overcome to win..... by 11 (19-30), 2nd-3:43 at Kentucky, 1/14

### 2015-16 Roster

No.	Name	Pos.	Ht.	Yr.	Hometown/Last School
1	Bianca Cuevas	G	5-6	So.	Bronx, N.Y./Nazareth Regional
4	Donyiah Cliney	G	6-0	R-Fr.	Newark, N.J./Malcolm X Shabazz
5	Khadijah Sessions	G	5-8	Sr.	Myrtle Beach, S.C./Myrtle Beach
10	Allisha Gray*	G	6-0	Jr.	Sandersville, Ga./North Carolina
15	Tiffany Davis	G	5-7	Jr.	Houston Texas/Westbury Christian
22	A'ja Wilson	F	6-5	So.	Hopkins, S.C./Heathwood Hall
23	Tina Roy	G	5-11	Sr.	Kaplan, La./Kaplan
24	Sarah Imovbioh	F	6-2	Sr.	Abuja, Nigera/Virginia
25	Tiffany Mitchell	G	5-9	Sr.	Charlotte, N.C./Providence Day
31	Asia Dozier	G/F	6-0	Sr.	Columbia, S.C./Spring Valley
35	Kaela Davis*	G	6-2	Jr.	Suwanee, Ga./Georgia Tech
40	Jatarie White	F	6-4	So.	Charlotte, N.C./Providence Day
41	Alaina Coates	C	6-4	Jr.	Irmo, S.C./Dutch Fork
44	India Farmer	F	6-0	Jr.	North Myrtle Beach, S.C./North Myrtle Beach

\* indicates will sit out 2015-16 due to NCAA transfer rules

Head Coach: Dawn Staley  
 Assoc. Head Coach: Lisa Boyer  
 Assistant Coaches: Nikki McCray-Penson, Fred Chmiel



heading into this season, the Gamecocks selected their four returning seniors – Asia Dozier, Tiffany Mitchell, Tina Roy and Khadijah Sessions – as their captains. All but Roy have served in that capacity at least once prior to this season.

### Mitchell's March

Senior guard Tiffany Mitchell has worked her way into the annual national player of the year conversations over the last two seasons, and expectations are the same this season for the two-time All-American and reigning back-to-back SEC Player of the Year. Ranking among the SEC's best in numerous categories over the last three seasons, Mitchell is steadily moving up various Gamecocks' career charts as well.

Here are a few of the career benchmarks she has a chance to catch:

Category	Current	Chasing	To Go
Points	1,627 (8th)	1,714 (7th)	187
3FG Made	150 (7th)	152 (6th)	2
FT Made	389 (5th)	411 (4th)	22
FT Att.	509 (7th)	513 (6th)	4
Steals	204	212 (10th)	8
Minutes	3,640 (9th)	3,685 (8th)	45
Games	122	125 (10th)	3

### Double-Double Trouble

The most recent addition to the Gamecocks' 1,000-point club, junior center Alaina Coates has the size and skill to take over games against any opponent and continues to grow more comfortable in that role. Tied with her own teammate for the league lead with nine double-doubles this season, she is among the SEC top 20 in both scoring (15th, 12.5 ppg) and rebounding (2nd, 9.6 rpg) and leads the nation in field goal percentage (.695). In league play, she averages a double-double with 11.0 points and 10.7 rebounds per game.

Coates became the 31st member of the 1,000-point club in the first 30 seconds of the win over No. 20/-

Missouri (Jan. 10) but just the 13th member to also amass 700 career rebounds – a number she reached against the Tigers as well.

With 31 career double-doubles, during which the Gamecocks are 30-1, she is sixth in program history in that category, just one shy of reaching the all-time top five, which has not changed since Marsha Williams moved into the No. 2 spot in 1992-93 with 44. (The school record of 70 belongs to Sheila Foster, 1979-82.) With three straight double-doubles to open league play, Coates matched and then broke Williams' school record for double-doubles in SEC action, previously 11 now 14.

The SEC's active leader with 153 career blocks, Coates is third in South Carolina history in the category. She is just 24 shy of Lakesha Tolliver's (2004-07) career record of 177.

### Hometown Hero

Sophomore forward A'ja Wilson has lived up to her billing, both this season being selected to the watch lists for the Wooden, Naismith and the USBWA Drysdale awards and last season as the SEC Freshman of the Year, First-Team All-SEC selection and the first Gamecock freshman to earn All-America honors.

This season, Wilson has been the Gamecocks' top scorer eight times and top rebounder in eight games. She leads the SEC in blocks per game (3.3) and double-doubles (9), categories in which she ranks sixth and 20th in the nation, respectively. Wilson is also among the SEC's top five in scoring (4th, 16.6), rebounding (4th, 9.1) and field goal percentage (3rd, .548).

Named SEC Player of the Week three times in the first four weeks of the season, Wilson added a fourth honor after leading the Gamecocks to comeback wins at #9/9 Kentucky and over #15/11 Texas A&M.

The sophomore's numbers have not just come in volume but in importance – 12 of her 20 points against #6/10 Ohio State (Nov. 13) came in the fourth quarter, including six of the team's 10 in the final 2:35; scoring and rebounding late at UCLA (Nov. 22) put Gamecocks on top in final 3:00 of tight game; three rebounds in final 18 seconds of tie game vs. #16/18 Arizona State (Nov. 27) led to game-winning free throws with 0.6 seconds to play; 10 points in fourth quarter vs. CSU Bakersfield (Nov. 28) broke open seven-point game heading into the period; 20 second-half points against

Duke included 12 of the team's 16 in the third quarter and six in the final 1:45 of the game; and nine points of 15-2 fourth-quarter run to break open a 56-56 tie at #9/9 Kentucky (Jan. 14).

### Zone Buster

Senior guard Tina Roy opened her fifth and final season with the Gamecocks in the starting lineup after great offseason and preseason work. The Kaplan, La., native struggled to get her shot on track early, though, and ceded her starting role after nine games. Roy returned from the holiday break with a renewed sense of urgency around practice, and the change has shown in games.

Roy kicked off 2016 by tying the school record for made 3s in an SEC game, burying seven against Arkansas (Jan. 3) and followed that with four at Vanderbilt (Jan. 7) and again at #9/9 Kentucky (Jan. 14). Entering the season hitting 29.5 percent from 3-point range in her career, Roy is hitting 38.8 percent from behind the arc this season to rank third in the league, including an SEC-best 47.6 percent so far in conference play. Her early scoring burst in conference play has her ranked 26th in the league with 10.2 points per SEC game, which includes a league-leading 3.3 3-pointers made per game.

### The Senior Sessions

Named a team captain for the second time in three seasons, senior Khadijah Sessions has had a vice-like grip on the starting point guard spot for the Gamecocks over the last three seasons. After leading the team to back-to-back SEC regular-season championships and the program's first NCAA Final Four during that stretch, the Myrtle Beach, S.C., native took the challenge of expanding her offensive game to force opposing defenses to honor her as a scoring threat, especially in the half-court.

Sessions has delivered so far, shooting a career-best 50.7 percent from the field this season, including 57.7 percent in SEC play, during which she is 6-of-10 (.600) from 3-point range as well. She has scored at least five points 14 times through 18 games, including three double-digit outings. Through six conference games, Sessions averages 7.8 points, while still averaging 1.8 assists per game and 2.3 steals.



## Around the SEC

	SEC Games			Overall		
	W	L	Pct.	W	L	Pct.
South Carolina	6	0	1.000	18	0	1.000
Arkansas	4	2	.667	9	10	.473
Florida	4	2	.667	16	3	.842
Mississippi St.	4	2	.667	17	3	.850
Texas A&M	4	2	.667	14	5	.736
Tennessee	3	2	.600	12	6	.667
Kentucky	3	3	.500	14	3	.823
Vanderbilt	2	3	.400	13	5	.722
Alabama	2	4	.333	13	6	.684
Auburn	2	4	.333	12	7	.631
Georgia	2	4	.333	14	5	.736
Ole Miss	2	4	.333	10	9	.526
Missouri	2	4	.333	15	4	.789
LSU	1	5	.167	7	12	.368

### Upcoming Games

#### January 24

Arkansas at Auburn, 4 p.m. (SECN)  
 #22/23 Florida at #23/- Missouri, 2 p.m. (SECN)  
 LSU at Georgia, 2 p.m. (SECN+)

#### January 25

#18/22 Tennessee at #9/9 Kentucky, 7 p.m. (ESPN2)  
 Alabama at Vanderbilt, 7 p.m. (SECN)

Rankings are listed as AP/ESPN Poll  
 All Times Eastern; TV Network in ()

### AP Top 25

(Week of Jan. 18)

1. Connecticut	16-0
2. South Carolina	17-0
3. Notre Dame	16-1
4. Baylor	18-1
5. Maryland	16-2
6. Texas	16-1
7. Ohio State	13-4
8. Arizona State	15-3
9. Kentucky	14-2
10. Mississippi State	16-2
11. Oregon State	14-3
12. Stanford	14-4
13. Texas A&M	13-5
14. Florida State	14-4
15. South Florida	12-4
16. Miami (FL)	17-2
17. Louisville	14-5
18. Tennessee	11-5
19. Oklahoma	12-4
20. UCLA	12-5
21. Michigan State	13-4
22. Florida	15-3
23. Missouri	15-3
24. DePaul	14-6
25. West Virginia	15-4

### USA Today Coaches Top 25

(Week of Jan. 18)

1. Connecticut	16-0
2. South Carolina	17-0
3. Notre Dame	16-1
4. Baylor	18-1
5. Maryland	16-2
6. Texas	16-1
7. Ohio State	13-4
8. Oregon State	14-3
9. Kentucky	14-2
10. Mississippi State	16-2
11. Arizona State	15-3
12. Texas A&M	13-5
13. Florida State	14-4
14. Stanford	14-4
15. South Florida	12-4
16. Miami (FL)	17-2
17. Louisville	14-5
18. Michigan State	13-4
19. Oklahoma	12-4
20. Northwestern	13-5
21. DePaul	14-6
22. Tennessee	11-5
23. Florida	15-3
24. Syracuse	14-4
25. UCLA	12-5

## South Carolina's Record When...

	SEC	All		SEC	All
Record.....	6-0	18-0	No South Carolina players foul out .....	6-0	17-0
Playing a ranked opponent.....	3-0	6-0	One or more SC players foul out.....	0-0	1-0
Playing at home .....	3-0	9-0	Having 20 or more assists.....	1-0	3-0
Playing on the road .....	3-0	6-0	Having less than 20 assists.....	5-0	15-0
Playing at neutral site .....	0-0	3-0	Scoring more pts. in paint than opponent .....	5-0	17-0
Leading at half .....	3-0	13-0	Scoring equal/less pts. in paint than opp. ....	1-0	1-0
Trailing at half .....	2-0	4-0	Scoring more pts. off TOs than opponent .....	5-0	14-0
Tied at half .....	1-0	1-0	Scoring equal/less pts. off TOs than opp. ....	1-0	4-0
Playing an overtime game .....	0-0	0-0	Scoring more 2nd-chance pts. ....	3-0	13-0
0 players score in double figures .....	0-0	0-0	Scoring equal/less 2nd-chance pts.....	3-0	5-0
1 player scores in double figures .....	0-0	0-0	Scoring more fast break pts.....	4-0	14-0
2 players score in double figures .....	1-0	3-0	Scoring equal/less fast break pts.....	2-0	4-0
3 players score in double figures .....	1-0	6-0	Wearing white uniforms .....	4-0	12-0
4 players score in double figures .....	3-0	6-0	Wearing black uniforms .....	2-0	6-0
5 players score in double figures .....	1-0	3-0	Wearing pink uniforms .....	0-0	0-0
More than 5 players in double figures.....	0-0	0-0	Playing in tournaments/classics .....	4-0	4-0
Starters out-score opponent's starters .....	5-0	16-0	Playing on live television .....	6-0	16-0
Opponent's starters score equal/more .....	1-0	2-0	Playing in November.....	7-0	7-0
Bench out-scores opponent's bench .....	5-0	16-0	Playing in December .....	5-0	5-0
Opponent's bench scores equal/more.....	1-0	2-0	Playing in January .....	6-0	6-0
SC Starters out-score SC Bench.....	6-0	18-0	Playing in February .....	0-0	0-0
SC Bench out-scores/ties SC Starters .....	0-0	0-0	Playing in March.....	0-0	0-0
Shooting 50% or better .....	3-0	6-0	Playing during the day.....	3-0	10-0
Shooting between 40-49% .....	2-0	10-0	Playing at night .....	3-0	8-0
Shooting between 30-39% .....	0-0	1-0	Playing on Sunday.....	3-0	9-0
Shooting less than 30% .....	0-0	0-0	Playing on Monday.....	0-0	0-0
Opponent shoots 50% or better .....	0-0	0-0	Playing on Tuesday.....	0-0	1-0
Opponent shoots between 40-49% .....	2-0	4-0	Playing on Wednesday.....	0-0	2-0
Opponent shoots between 30-39% .....	3-0	10-0	Playing on Thursday.....	3-0	3-0
Opponent shoots less than 30% .....	1-0	4-0	Playing on Friday .....	0-0	2-0
Shooting better than opponent.....	6-0	18-0	Playing on Saturday.....	0-0	1-0
Shooting worse than/equal to opponent .....	0-0	0-0	Margin is less than 5 pts. ....	1-0	3-0
Having more FTs made than opponent .....	5-0	16-0	Margin is between 5-9.....	0-0	1-0
Having equal/less FTs made than opponent .....	1-0	2-0	Margin is between 10-19.....	3-0	7-0
Out-rebounding opponent.....	5-0	16-0	Margin is 20 pts. or more.....	2-0	7-0
Having equal/less rebounds than opponent .....	1-0	2-0	Having a 20-pt. scorer.....	4-0	9-0
Having more TOs than opponent .....	1-0	5-0	Having a 30-pt. scorer.....	0-0	0-0
Having equal or less TOs than opponent.....	5-0	13-0	Scoring 49 points or less.....	0-0	0-0
Attempting more FT than 3FG.....	5-0	13-0	Scoring 50-59 points.....	1-0	1-0
Attempting equal/less FT than 3FG .....	1-0	5-0	Scoring 60-69 points.....	0-0	5-0
Making 5 or more 3FGs.....	4-0	11-0	Scoring 70-79 points.....	3-0	4-0
Making less than 5 3FGs.....	2-0	7-0	Scoring 80-89 points.....	2-0	6-0
Making no 3 FGs.....	0-0	0-0	Scoring 90-99 points.....	0-0	2-0
Attempting 15 or more 3FGs.....	4-0	11-0	Scoring 100 points or more.....	0-0	0-0
Attempting less than 15 3FGs .....	2-0	7-0			



## 2015-16 Team High/Low

South Carolina Highs	South Carolina Lows	Category	Opponent Lows	Opponent Highs
92 vs. UNCG, 11/15 <i>85 vs. Arkansas, 1/3</i>	59 vs. Texas A&M, 1/17 <i>59 vs. Texas A&amp;M, 1/17</i>	<b>Points in Game</b> (SEC)	32, Arkansas, 1/3 <i>32, Arkansas, 1/3</i>	80, Ohio State, 11/13 <i>62, at Kentucky, 1/14</i>
56 (2nd) vs. Hampton, 12/16 <i>45 (2nd) at Kentucky, 1/14</i>	26 (1st) vs. Texas A&M, 1/17 <i>26 (1st) vs. Texas A&amp;M, 1/17</i>	<b>Points in a Half</b> (SEC)	13 (1st), Winthrop, 12/13 <i>14 (2nd), Arkansas, 1/3</i>	47 (1st), Ohio State, 11/13 <i>41 (2nd), Missouri, 1/10</i>
35 (2nd) vs. Arkansas, 1/3  <i>35 (2nd) vs. Arkansas, 1/3</i>	8 (1st) at Kentucky, 1/14  <i>8 (1st) at Kentucky, 1/14</i>	<b>Points in a Quarter</b> (SEC)	5 (2nd), at Auburn, 1/21 5 (1st), Missouri, 1/10 <i>5 (2nd), at Auburn, 1/21</i> <i>5 (1st), Missouri, 1/10</i>	26 (1st), Ohio State, 11/13  <i>24 (4th), Missouri, 1/10</i>
35 vs. CSUB, 11/28 35 vs. UNCG, 11/15 <i>33 vs. Arkansas, 1/3</i>	23 vs. Texas A&M, 1/17 23 at Clemson, 11/18 <i>24 vs. Missouri, 1/10</i>	<b>Field Goals Made</b> (SEC)	13, Arkansas, 1/3  <i>13, Arkansas, 1/3</i>	26, Ohio State, 11/13  <i>25, Texas A&amp;M, 1/17</i>
69 vs. Ohio State, 11/13 <i>63 vs. Kentucky, 1/14</i> <i>63 vs. Arkansas, 1/13</i>	50 at Vanderbilt, 1/7 <i>50 at Vanderbilt, 1/7</i>	<b>Field Goal Attempts</b> (SEC)	43, at Clemson, 11/18 <i>53, at Vanderbilt, 1/7</i>	80, Ohio State, 11/13 <i>68, Texas A&amp;M, 1/17</i>
.548 (34-62) vs. Winthrop, 12/13 <i>.524 (33-63) vs. Arkansas, 1/13</i>	.365 (23-63) at Clemson, 11/18 <i>.412 (26-63) at Kentucky, 1/14</i>	<b>FG Percentage</b> (SEC)	.241 (13-54), Arkansas, 1/3 <i>.241 (13-54), Arkansas, 1/3</i>	.442 (23-52), Elon, 12/22 <i>.415 (22-53), at Vanderbilt, 1/7</i>
11 vs. Arkansas, 1/3  <i>11 vs. Arkansas, 1/3</i>	1 vs. Arizona State, 11/17  <i>2 vs. Texas A&amp;M, 1/17</i>	<b>3-Point FG Made</b> (SEC)	1, Arkansas, 1/3 1, Winthrop, 12/13 <i>1, Arkansas, 1/3</i>	10, Ohio State, 11/13  <i>9, at Auburn, 1/21</i>
25 at Clemson, 11/18  <i>23 vs. Arkansas, 1/3</i>	10 vs. Duke, 12/6  <i>12 vs. Texas A&amp;M, 1/17</i>	<b>3-Point FG Attempts</b> (SEC)	7, Texas A&M, 1/17 7, at Clemson, 11/18 <i>7, Texas A&amp;M, 1/17</i>	23, vs. ECU, 12/20 23, Ohio State, 11/13 <i>27, at Auburn, 1/21</i>
32 vs. Missouri, 1/10  <i>32 vs. Missouri, 1/10</i>	8 vs. Arkansas, 1/3  <i>8 vs. Arkansas, 1/3</i>	<b>Free Throws Made</b> (SEC)	4, Winthrop, 12/13  <i>5, Texas A&amp;M, 1/17</i> <i>5, Arkansas, 1/3</i>	18, Missouri, 1/10 18, Ohio State, 11/13 <i>18, Missouri, 1/10</i>
43 vs. Missouri, 1/10  <i>43 vs. Missouri, 1/10</i>	12 vs. Winthrop, 12/13  <i>13 vs. Arkansas, 1/3</i>	<b>Free Throw Attempts</b> (SEC)	8, Texas A&M, 1/17 8, Hampton, 12/16 <i>8, Texas A&amp;M, 1/17</i>	25, at UCLA, 11/22  <i>21, Missouri, 1/10</i>
.875 (14-16) at UCLA, 11/22 <i>.744 (32-43) vs. Missouri, 1/10</i>	.478 (11-23) at Vanderbilt 1/7 <i>.478 (11-23) at Vanderbilt, 1/7</i>	<b>FT Percentage</b> (SEC)	.267 (4-15), Winthrop, 12/13 <i>.500 (5-10), Arkansas, 1/3</i>	.929 (13-14), vs. ECU, 12/20 <i>.867 (13-15), at Vanderbilt, 1/7</i>
54 vs. ECU, 12/20  <i>48 vs. Arkansas, 1/3</i>	30 at Vanderbilt, 1/7 30 at Hawaii, 11/29 <i>30 at Vanderbilt, 1/7</i>	<b>Rebounds</b> (SEC)	19, Hampton, 12/16  <i>26, Arkansas, 1/3</i>	43, Texas A&M, 1/17 43, at Kentucky, 1/14 <i>43, Texas A&amp;M, 1/17</i> <i>43, at Kentucky, 1/14</i>
25 vs. UNCG, 11/15 25 vs. Winthrop, 12/13 <i>20 at Auburn, 1/21</i>	6 vs. Arizona State, 11/27  <i>10 vs. Missouri, 1/10</i>	<b>Assists</b> (SEC)	3, Ohio State, 11/13  <i>7, at Kentucky, 1/14</i>	16, vs. CSUB, 11/28  <i>14, at Auburn, 1/21</i>
15 vs. UNCG, 11/15  <i>14 vs. Missouri, 1/10</i>	3 at Kentucky, 1/14 3 vs. Hampton, 12/16 <i>3 at Kentucky, 1/14</i>	<b>Steals</b> (SEC)	0, at Clemson, 11/18  <i>3, at Kentucky, 1/14</i>	13, at UCLA, 11/22 13, Ohio State, 11/13 <i>10, Texas A&amp;M, 1/17</i>
16 vs. Winthrop, 12/13 <i>10 at Kentucky, 1/14</i>	0 at Vanderbilt, 1/7 <i>0 at Vanderbilt, 1/7</i>	<b>Blocked Shots</b> (SEC)	0, at Clemson, 11/18 <i>1, at Auburn, 1/21</i> <i>1, at Vanderbilt, 1/7</i> <i>1, Arkansas, 1/3</i>	10, Ohio State, 11/13 <i>7, Texas A&amp;M, 1/17</i>
21 vs. Arizona State, 11/27 21 at UCLA, 11/22 <i>16 vs. Texas A&amp;M, 1/17</i>	5 vs. CSUB, 11/28 5 at Clemson, 11/18 <i>11 at Kentucky, 1/14</i> <i>11 at Vanderbilt, 1/7</i>	<b>Turnovers</b> (SEC)	9, Hampton, 12/16 9, at UCLA, 11/22 <i>13, at Auburn, 1/21</i> <i>13, at Kentucky, 1/14</i> <i>13, at Vanderbilt, 1/7</i>	21, UNCG, 11/15  <i>20, Missouri, 1/10</i>
22 vs. Missouri, 1/10 22 at Hawaii, 11/29 <i>22 vs. Missouri, 1/10</i>	11 vs. Arkansas, 1/3  <i>11 vs. Arkansas, 1/3</i>	<b>Fouls</b> (SEC)	16, at Auburn, 1/21  <i>16, at Auburn, 1/21</i>	34, Missouri, 1/10  <i>32, Missouri, 1/10</i>

## 2015-16 Individual Superlatives

Category	South Carolina	Opponent
<b>Points in Game</b> (SEC)	29 by Alaina Coates vs. Winthrop, 12/13 26 by A'ja Wilson vs. Texas A&M, 1/17 26 by A'ja Wilson at Kentucky, 1/14	36 by Kelsey Mitchell, Ohio State, 11/13 17 by Katie Frerking, at Auburn, 1/21 17 by Jordan Jones, Texas A&M, 1/17
<b>Points in a Half</b>	20 (2nd) by A'ja Wilson vs. Duke, 12/6 15 (2nd) by A'ja Wilson at Kentucky, 1/14 15 (2nd) by Tiffany Mitchell at Vanderbilt, 1/7 15 (2nd) by Tina Roy vs. Arkansas, 1/3	21 (2nd) by Kelsey Mitchell, Ohio State, 11/13 14 (2nd) by Katie Frerking, at Auburn, 1/21
<b>Points in a Quarter</b> (SEC)	15 (3rd) by Tina Roy vs. Arkansas, 1/3 15 (3rd) by Tina Roy vs. Arkansas, 1/3	13 (4th) by Kelsey Mitchell, Ohio State, 11/13 10 (4th) by Katie Frerking, at Auburn, 1/21 10 (1st) by Janiah McKay, at Auburn, 1/21
<b>Field Goals Made</b> (SEC)	13 by Alaina Coates vs. Winthrop, 12/13 11 by A'ja Wilson vs. Texas A&M, 1/17 11 by A'ja Wilson at Kentucky, 1/14	10 by Kelsey Mitchell, Ohio State, 11/13 7 by Chelsea Jennings, Texas A&M, 1/17 7 by Courtney Walker, Texas A&M, 1/17 7 by Janee Thompson, at Kentucky, 1/14
<b>Field Goal Attempts</b> (SEC)	19 by A'ja Wilson vs. Texas A&M, 1/17 19 by A'ja Wilson vs. Duke, 12/6 19 by A'ja Wilson vs. Texas A&M, 1/17	24 by Kelsey Mitchell, Ohio State, 11/13 18 by Courtney Walker, Texas A&M, 1/17
<b>FG Percentage</b> (SEC)	1.00 (3-3) by Alaina Coates vs. Missouri, 1/10 1.00 (3-3) by Tina Roy vs. Elon, 12/22 1.00 (3-3) by Shay Colley vs. CSU Bakersfield, 11/28 1.00 (3-3) by Alaina Coates vs. Missouri, 1/10	1.00 (3-3) by Tra'cee Tanner, at Auburn, 1/21 1.00 (3-3) by Tra'cee Tanner, at Auburn, 1/21
<b>3-Point FG Made</b> (SEC)	7 by Tina Roy vs. Arkansas, 1/3 7 by Tina Roy vs. Arkansas, 1/3	5 by Katie Frerking, at Auburn, 1/21 5 by Katie Frerking, at Auburn, 1/21
<b>3-Point FG Attempts</b> (SEC)	12 by Tina Roy vs. Arkansas, 1/3 12 by Tina Roy vs. Arkansas, 1/3	12 by Katie Frerking, at Auburn, 1/21 12 by Katie Frerking, at Auburn, 1/21
<b>3-Point FG Percentage</b> (SEC)	1.00 (3-3) by Tina Roy vs. Elon, 12/22 .667 (4-6) by Tina Roy at Vanderbilt, 1/7	.800 (4-5) by Ameryst Alston, Ohio State, 11/13 .600 (3-5) by Jordan Jones, Texas A&M, 1/17
<b>Free Throws Made</b> (SEC)	8 by Tiffany Mitchell vs. Missouri, 1/10 8 by A'ja Wilson vs. Duke, 12/6 8 by Tiffany Mitchell vs. Missouri, 1/10	12 by Kelsey Mitchell, Ohio State, 11/13 7 by Jordan Frericks, Missouri, 1/10
<b>Free Throw Attempts</b> (SEC)	12 by Alaina Coates vs. Missouri, 1/10 12 by Alaina Coates vs. Missouri, 1/10	13 by Kelsey Mitchell, Ohio State, 11/13 8 by Jordan Frericks, Missouri, 1/10 8 by Cierra Porter, Missouri, 1/10
<b>FT Percentage</b> (SEC)	1.00 (6-6) by Alaina Coates vs. Elon, 12/22 1.00 (6-6) by Tiffany Mitchell at UCLA, 11/22 1.000 (5-5) by Tiffany Mitchell at Kentucky, 1/14	1.00 (6-6) by Jada Payne, East Carolina, 12/20 1.000 (4-4) by Alexis Jennings, at Kentucky, 1/14
<b>Rebounds</b> (SEC)	16 by Alaina Coates vs. Winthrop, 12/13/15 13 by A'ja Wilson at Kentucky, 1/14	15 by Shayla Cooper, Ohio State, 11/13 10 by Batouly Camara, at Kentucky, 1/14
<b>Assists</b> (SEC)	6 by Khadijah Sessions vs. Winthrop, 12/13 6 by Bianca Cuevas vs. CSU Bakersfield, 11/28 6 by Asia Dozier vs. UNCG, 11/15 6 by Tina Roy vs. UNCG, 11/15 5 by Tiffany Mitchell at Auburn, 1/21 5 by Tiffany Mitchell at Vanderbilt, 1/7	8 by Shay Burnett, Elon, 12/22 5 by Courtney Walker, Texas A&M, 1/17
<b>Steals</b> (SEC)	5 by Bianca Cuevas vs. Missouri, 1/10 5 by Bianca Cuevas vs. Missouri, 1/10	6 by Jordin Canada, at UCLA, 11/22 2 by Jordan Jones, Texas A&M, 1/17 2 by Courtney Walker, Texas A&M, 1/17 2 by Courtney Williams, Texas A&M, 1/17 2 by Evelyn Akhator, at Kentucky, 1/14 2 by Rebekah Dabلمان, at Vanderbilt, 1/7 2 by Jasmine Jenkins, at Vanderbilt, 1/7 2 by Melissa Wolff, Arkansas, 1/3
<b>Blocked Shots</b> (SEC)	10 by Alaina Coates vs. Winthrop, 12/13 8 by A'ja Wilson vs. Texas A&M, 1/17 8 by A'ja Wilson at Kentucky, 1/14	4 by Kaylah Lupoe, Hampton, 12/16 1 by 9 players
<b>Turnovers</b> (SEC)	8 by Tiffany Mitchell vs. Ohio State, 11/13 4 by Alaina Coates at Auburn, 1/21 4 by A'ja Wilson vs. Texas A&M, 1/17	8 by Shayla Cooper, Ohio State, 11/13 5 by Jordan Jones, Texas A&M, 1/17 5 by Janee Thompson, at Kentucky, 1/14

## Gamecock Career Highs

### Alaina Coates

<b>Pts</b>	29 vs. Winthrop, 12/13/15
<b>FG</b>	13 vs. Winthrop, 12/13/15
<b>FGA</b>	16 vs. Vanderbilt, 1/5/14
<b>FG %</b>	1.000 (7-7) vs. SC St., 12/22/13
<b>FT</b>	11 at San Diego St., 11/23/13
<b>FTA</b>	15 at San Diego St., 11/23/13
<b>FT %</b>	1.000 (10-10) vs. North Carolina, 3/27/15
<b>Reb</b>	17 vs. Kentucky, 1/9/14
<b>Off Reb</b>	7 vs. Kentucky, 1/9/14
<b>Def Reb</b>	13 vs. CSU Northridge, 3/23/14
<b>Blk</b>	10 vs. Winthrop, 12/13/15
<b>Stl</b>	3, 3x, last vs. UNCG, 11/15/15
<b>Asst</b>	3, 4x, last vs. Texas A&M, 1/17/16
<b>Min</b>	34 vs. Texas A&M, 1/17/16

### Bianca Cuevas

<b>Pts</b>	21 at Ole Miss, 2/1/15
<b>FG</b>	8 vs. CSUB, 11/28/15
<b>FGA</b>	14 at Georgia, 2/5/15
<b>FG %</b>	.833 (5-6) at Hampton, 12/17/14
<b>3FG</b>	2, 5x, last vs. CSUB, 11/28/15
<b>3FGA</b>	6 vs. Clemson, 11/20/14
<b>3FG %</b>	.667 (2-3) at Hampton, 12/17/14
<b>FT</b>	9 at Ole Miss, 2/1/15
<b>FTA</b>	11 at Ole Miss, 2/1/15
<b>FT %</b>	1.000 (5-5) vs. Syracuse, 3/22/15
<b>Reb</b>	4, 6x, last vs. Duke, 12/6/15
<b>Off Reb</b>	3 vs. Alabama, 1/29/15
<b>Blk</b>	2 vs. NC Central, 12/1/14
<b>Stl</b>	5 Missouri, 1/10/16
<b>Asst</b>	6 vs. CSUB, 11/28/15
<b>Min</b>	29 at Hawaii, 11/29/15

### Asia Dozier

<b>Pts</b>	16, 2x, at San Diego St., 11/23/13
<b>FG</b>	6, 2x, last at Alabama, 1/8/15
<b>FGA</b>	13 at San Diego St., 11/23/13
<b>FG %</b>	1.00 (4-4) at Kentucky, 2/14/13
<b>3FG</b>	4, 2x, last vs. Syracuse, 3/22/15
<b>3FGA</b>	10 at San Diego St., 11/23/13
<b>3FG %</b>	1.000 (2-2), 3x, last vs. East Carolina, 12/20/15
<b>FT</b>	4, 3x, last vs. Florida State, 3/29/15
<b>FTA</b>	7 vs. Elon, 11/9/12
<b>FT %</b>	1.000 (4-4), 2x, last vs. Florida State, 3/29/15
<b>Reb</b>	10 vs. Elon, 11/9/12
<b>Off Reb</b>	4 vs. Elon, 11/9/12
<b>Blk</b>	3 at Kentucky, 3/1/15
<b>Stl</b>	2, 9x, last vs. Hampton, 12/16/15
<b>Asst</b>	6, 3x, last vs. UNCG, 11/15/15
<b>Min</b>	40 at Arkansas, 1/2/14

### India Farmer

<b>Pts</b>	3, 2x, last vs. Alabama, 1/19/14
<b>FGA</b>	3 vs. NC Central, 12/2/13
<b>3FGA</b>	2 vs. NC Central, 12/2/13
<b>FT</b>	2 at Florida, 1/19/15
<b>FTA</b>	2, 2x, last, at Florida, 1/19/15
<b>FT %</b>	1.000 (2-2) at Florida, 1/19/15
<b>Reb</b>	3 vs. NC Central, 12/2/13
<b>Blk</b>	2 vs. UNCG, 11/15/15
<b>Min</b>	11 vs. NC Central, 12/2/13

### Sarah Imovbioh

<b>Pts</b>	19 vs. Hampton, 12/16/15
<b>FG</b>	6 vs. Hampton, 12/16/15
<b>FGA</b>	8 vs. Hampton, 12/16/15
<b>FG %</b>	1.00 (3-3) vs. Winthrop, 12/13/15
<b>FT</b>	7 vs. Hampton, 12/16/15
<b>FTA</b>	9 vs. Hampton, 12/16/15
<b>FT %</b>	.777 (7-9) vs. Hampton, 12/16/15
<b>Reb</b>	12 vs. East Carolina, 12/20/15
<b>Off Reb</b>	5, 2x, last vs. Hampton, 12/16/15
<b>Def Reb</b>	8 vs. East Carolina, 12/20/15
<b>Stl</b>	2, 2x, last at Clemson, 11/18/15
<b>Asst</b>	2, 2x, last vs. Missouri, 1/10/16
<b>Min</b>	24 vs. Hampton, 12/16/15

### Tiffany Mitchell

<b>Pts</b>	25 vs. Georgia, 2/27/14
<b>FG</b>	8, 7x, last at Vanderbilt, 1/7/16
<b>FGA</b>	17 vs. Tennessee, 1/3/13
<b>FG %</b>	.857 (6-7) vs. Savannah State, 12/14/14
<b>3FG</b>	6, 2x, last at Hampton, 12/17/14
<b>3FGA</b>	8, 2x, last at Hampton, 12/17/14
<b>3FG %</b>	1.000 (6-6) vs. San Diego State, 11/23/14
<b>FT</b>	13 vs. CSU Northridge, 3/23/14
<b>FTA</b>	17 vs. CSU Northridge, 3/23/14
<b>FT %</b>	1.000 (10-10) vs. Georgia, 2/27/14
<b>Reb</b>	11, 5x, last at Arkansas, 1/2/14
<b>Off Reb</b>	6 at Florida, 1/20/13
<b>Blk</b>	3 at Arkansas, 2/19/15
<b>Stl</b>	7 vs. NC Central, 12/1/14
<b>Asst</b>	9 at San Diego State, 11/23/13
<b>Min</b>	40, 3x, last vs. Texas A&M, 1/17/16

### Tina Roy

<b>Pts</b>	21 vs. Arkansas, 1/3/16
<b>FG</b>	7 vs. Arkansas, 1/3/16
<b>FGA</b>	14 at UCLA, 11/22/15
<b>FG %</b>	1.000 (4-4) at Alabama, 1/8/15
<b>3FG</b>	7 vs. Arkansas, 1/3/16
<b>3FGA</b>	12 vs. Arkansas, 1/3/16
<b>3FG %</b>	1.000 (3-3), 2x, last vs. Elon, 12/22/15
<b>FT</b>	4 at Southern Cal, 11/25/13
<b>FTA</b>	4, 4x, last vs. Georgia, 2/27/14
<b>FT %</b>	1.000 (4-4) at Southern Cal, 11/25/13
<b>Reb</b>	8 at Mississippi State, 2/6/14
<b>Off Reb</b>	3, 2x, last vs. CSU Northridge, 3/23/14
<b>Blk</b>	2 vs. Mississippi State, 2/6/14
<b>Stl</b>	3 vs. Southern Cal, 11/15/14
<b>Asst</b>	10 vs. Savannah State, 12/14/14
<b>Min</b>	37 at UCLA, 11/22/15

### Khadijah Sessions

<b>Pts</b>	19 vs. Auburn, 2/3/13
<b>FG</b>	6, 2x, last vs. Seton Hall, 11/17/13
<b>FGA</b>	15 at Missouri, 2/28/13
<b>FG %</b>	.833 (5-6) vs. LSU, 2/12/15
<b>3FG</b>	3, 4x, last vs. LSU, 3/7/15
<b>3FGA</b>	6, 3x, last vs. Kentucky, 1/11/15
<b>3FG %</b>	1.00 (3-3) at Kentucky, 2/20/14
<b>FT</b>	8 vs. Auburn, 2/3/13
<b>FTA</b>	12 vs. Missouri, 2/2/14
<b>FT %</b>	1.00 (5-5) at Kentucky, 2/20/14
<b>Reb</b>	6 vs. Clemson, 11/20/14
<b>Off Reb</b>	3, 3x, last at Vanderbilt, 1/7/16
<b>Stl</b>	4, 14x, last vs. Texas A&M, 1/17/16
<b>Asst</b>	8 vs. NC Central, 12/1/14
<b>Min</b>	37, 2x, last vs. Duke, 12/6/15

### Jatarie White

<b>Pts</b>	14 vs. East Carolina, 12/20/15
<b>FG</b>	5, 2x, last vs. East Carolina, 12/20/15
<b>FGA</b>	12 vs. Clemson, 11/20/14
<b>FG %</b>	.626 (5-8) vs. East Carolina, 12/20/15
<b>FT</b>	5 vs. Missouri, 1/10/16
<b>FTA</b>	6, 2x, last vs. Missouri, 1/10/16
<b>FT %</b>	1.000 (2-2), 2x, last vs. Hampton, 12/16/15
<b>Reb</b>	9 vs. Winthrop, 12/13/15
<b>Off Reb</b>	4 at Clemson, 11/18/15
<b>Def Reb</b>	8 vs. Winthrop, 12/13/15
<b>Blk</b>	4 vs. Winthrop, 12/13/15
<b>Stl</b>	2 vs. Syracuse, 3/22/15
<b>Asst</b>	2, 4x, last at Clemson, 11/18/15
<b>Min</b>	22 vs. San Diego St., 11/23/14

### A'ja Wilson

<b>Pts</b>	28 vs. Duke, 12/6/15
<b>FG</b>	11, 2x, last vs. Texas A&M, 1/17/16
<b>FGA</b>	19, 2x, last vs. Texas A&M, 1/17/16
<b>FG %</b>	.800 (8-10) vs. Savannah State, 12/14/14
<b>FT</b>	11 vs. LSU, 2/12/15
<b>FTA</b>	15 vs. LSU, 2/12/15
<b>FT %</b>	1.00 (5-5) vs. Miss. St., 2/26/15
<b>Reb</b>	19 at Kentucky, 3/1/15
<b>Off Reb</b>	6, 3x, last at Kentucky, 1/14/16
<b>Def Reb</b>	14 at Kentucky, 3/1/15
<b>Blk</b>	8, 2x, last vs. Texas A&M, 1/17/16
<b>Stl</b>	3, 4x, last vs. Central Michigan, 12/20/14
<b>Asst</b>	4 vs. CSUB, 11/28/15
<b>Min</b>	38 vs. Texas A&M, 1/17/16



## The Last Time...

### Individual

#### Scored 50 Points

**South Carolina** 51, Jocelyn Penn vs. Stetson, 1/4/03  
**Opponent** Never

#### Scored 40 Points

**South Carolina** 51, Jocelyn Penn vs. Stetson, 1/4/03  
**Opponent** 46, Cornelia Gayden, LSU, 1/14/95

#### Scored 30 Points

**South Carolina** 30, Ieasia Walker vs. Clemson, 11/18/10  
**Opponent** 36, Kelsey Mitchell, Ohio State, 11/13/15

#### Grabbed 20 Rebounds

**South Carolina** 25, Kelsey Bone vs. Boston University, 12/28/09  
**Opponent** 24, Courtney Paris, Oklahoma, 12/30/07

#### Grabbed 15 Rebounds

**South Carolina** 15, Alaina Coates vs. East Carolina, 12/20/15  
**Opponent** 15, Shayla Cooper, Ohio State, 11/13/15

#### Two Players with 20 or More Points

**South Carolina** A'ja Wilson 26/Bianca Cuevas 20 vs. CSU Bakersfield, 11/28/15  
**Opponent** Kelsey Mitchell 36/Ameryst Alston 23, Ohio State, 11/13/15

#### Two Players with 10 or More Rebounds

**South Carolina** A'ja Wilson 13/Alaina Coates 11 at Kentucky, 1/14/16  
**Opponent** Shela Boykin 12/Danielle Ballard 12, LSU, 2/12/15

#### Had 10 Assists

**South Carolina** 10, Tina Roy vs. Savannah State, 12/14/14  
**Opponent** 11, Marneshia Richard, Mississippi State, 1/21/07

#### Had Five Steals

**South Carolina** 5, Bianca Cuevas vs. Missouri, 1/10/16  
**Opponent** 6, Jordyn Canada, at UCLA, 11/22/15

#### Had Five Blocked Shots

**South Carolina** 8, A'ja Wilson vs. Texas A&M, 1/17/16  
**Opponent** 5, Breanna Stewart, at UConn, 2/9/15

#### Had a Double-Double

**South Carolina** Alaina Coates (17 pts/10 rebs) at Auburn, 1/21/16  
**Opponent** Marina Laramie (13 pts/10 rebs) vs. East Carolina, 12/20/15

#### Two Players had a Double-Double

**South Carolina** Alaina Coates (13 pts/12 rebs)/ A'ja Wilson (11 pts/11 rebs) vs. Missouri, 1/10/16  
**Opponent** Sheila Boykin (12 pts/12 rebs)/Danielle Ballard (16 pts/12 rebs), LSU, 2/12/15

#### Three Players had a Double-Double

**South Carolina** Ashley Bruner (16 pts/12 rebs)/Aleighsa Welch (16 pts/ 11 rebs)/ Elem Ibiam (12 pts/10 rebs) vs. Kansas, 3/25/13  
**Opponent** Merlakia Jones (26 pts/10 rebs)/Takilya Davis (19 pts/13 rebs)/ DeLisha Milton (14 pts/15 rebs), at Florida, 2/20/94

#### Had a Triple-Double

**South Carolina** Alaina Coates (29 pts/16 rebs/10 blks) vs. Winthrop, 12/13/15  
**Opponent** Never

### Team

#### Scored 100 Points

**South Carolina** 102 at Alabama, 1/8/15  
**Opponent** 103, Clemson, 11/21/03

#### Won by 30 or More Points

**South Carolina** 85-32 (53) vs. Arkansas, 1/3/16  
**Opponent** 66-34 (32), Georgia, 3/4/11

#### Shot 65% or Better from the Field

**South Carolina** .652 (45-69) vs. East Tennessee State, 12/19/00  
**Opponent** Never

#### Shot 60% or Better from the Field

**South Carolina** .612 (30-49) vs. Florida State, 3/29/15  
**Opponent** .604 (29-48), Vanderbilt, 1/18/01

#### Shot 50% or Better from the Field

**South Carolina** .519 (27-52) at Auburn, 1/21/16  
**Opponent** .554 (31-56), at UConn, 2/9/15

#### No Players in Double-Figure Points

**South Carolina** at Auburn, 1/19/12  
**Opponent** Arkansas, 1/3/16

#### Five Players in Double-Figure Points

**South Carolina** vs. Arkansas, 1/3/16  
**Opponent** Arkansas, 2/14/10

#### More Than Five Players in Double-Figure Points

**South Carolina** 6 vs. Syracuse, 3/22/15  
**Opponent** 6 at Georgia, 2/13/03

#### Faced AP Top-25 Opponent

**Win** 59-58 vs. No. 15 Texas A&M, 1/17/16  
**Loss** 56-67 at No. 13 Kentucky, 3/1/15

#### Faced AP Top-10 Opponent

**Win** 73-62 at No. 9 Kentucky, 1/14/16  
**Loss** 87-62 at No. 2 UConn, 2/9/15

#### Faced AP Top-5 Opponent

**Win** 62-46 vs. No. 5 Tennessee, 3/8/15  
**Loss** 87-62 at No. 2 UConn, 2/9/15

#### Faced AP No. 1 Team

**Win** Never  
**Loss** 49-53 vs. No. 1 Stanford, 12/19/12

#### Overtime Game

**Win** 58-55 vs. Drexel, 11/28/12  
**Loss** 65-57 at Texas A&M, 1/16/14

#### Double-Overtime Game

**Win** 92-91 at Florida State, 2/4/91  
**Loss** 92-94 at Clemson, 11/19/09

#### South Carolina Was Ranked (AP Poll)

**No. 1** 2/9/15  
**Top 10** No. 2, 1/18/16  
**Top 25** No. 2, 1/18/16

# Staley Era Team Records

*Italics indicates set in 2015-16*

## Scoring

Most	Points
1. vs. Savannah State, 12/14/14	111
2. at Alabama, 1/8/15	102
3. vs. Clemson, 11/20/14	99
vs. Ole Miss, 1/30/14	99
vs. Charleston Southern, 11/8/13	99

Fewest	Points
1. at Stanford, 11/26/10	32
2. vs. Georgia, 3/4/11	34
3. vs. Mississippi State, 3/5/09	39
4. at Georgia, 1/13/13	40
5. at Mississippi State, 2/26/09	41

Fewest Allowed	Points
1. vs. South Carolina State, 12/14/11	21
2. vs. Presbyterian, 11/27/11	24
3. vs. NC Central, 12/1/14	26
vs. SC State, 12/22/13	26
5. vs. NC Central, 12/2/13	27

Most Allowed	Points
1. at Clemson, 11/19/09	94
2. vs. North Carolina, 12/20/09	93
3. at Connecticut, 2/9/15	87
4. vs. Xavier, 11/12/10	84
5. at Tennessee, 2/17/11	82
at Florida, 2/22/09	82

## Margin of Outcome

Victory	Score	Margin
1. vs. Charleston Southern, 11/8/13	99-29	+70
2. vs. NC Central, 12/1/14	90-26	+64
3. vs. Savannah State, 12/14/14	111-49	+62
4. vs. Clemson, 11/20/14	99-41	+58
5. vs. <i>Arkansas</i>	85-32	+53

Defeat	Score	Margin
1. at Stanford, 11/26/10	32-70	-38
2. vs. Georgia, 3/4/11	34-66	-32
3. vs. Stanford, 12/19/08	47-78	-31
4. at Penn State, 11/21/10	48-78	-30
5. vs. Connecticut, 12/28/08	48-77	-29

## Field Goals

Made	FGM
1. vs. Charleston Southern, 11/8/13	39
2. vs. Savannah State, 12/14/14	38
vs. Clemson, 11/20/14	38
4. at Alabama, 1/8/15	37
vs. Central Michigan, 12/20/14	37

Attempts	FGA
1. vs. Penn State, 11/20/11	76
2. at Clemson, 11/19/09	74
3. vs. Tennessee, 1/20/11	73
4. vs. Central Michigan, 12/20/14	72
vs. Clemson, 11/20/14	72
vs. Kansas, 3/25/13	72

Highest Percentage (Min. 40 FGA)	FGM-A	Pct
1. vs. Savannah State, 3/20/15	34-53	.642
2. at Alabama, 1/8/15	37-58	.638
3. vs. Florida State, 3/29/15	30-49	.612
4. vs. Charleston Southern, 11/8/13	39-64	.609
5. vs. Ole Miss, 1/30/14	31-51	.608

Lowest Percentage (Min. 40 FGA)	FGM-A	Pct
1. at Stanford, 11/26/10	12-55	.218
2. vs. Georgia, 3/4/11	12-52	.231
3. at Florida, 1/20/13	15-64	.234
4. at Kentucky, 2/5/09	13-55	.236
5. at Georgia, 1/2/11	13-54	.241

Lowest Percentage Allowed	FGM-A	Pct
1. vs. South Carolina State, 12/14/11	6-48	.125
2. vs. NC Central, 12/2/13	8-50	.160
3. vs. Charleston Southern, 11/8/13	10-54	.185
4. vs. Arkansas, 3/6/15	11-57	.193
vs. Hampton, 11/22/12	11-57	.193

Highest Percentage Allowed	FGM-A	Pct
1. vs. Connecticut, 12/28/08	35-62	.565
vs. Florida, 1/9/11	26-46	.565
3. vs. Xavier, 11/12/10	34-61	.557
4. at Connecticut, 2/9/15	31-56	.554
5. at Kentucky, 1/13/11	30-55	.545

## 3-Point Field Goals

Made	3FGM
1. vs. <i>Arkansas</i> , 1/3/16	11
at Alabama, 1/8/15	11
3. at <i>Vanderbilt</i> , 1/7/16	10
4. vs. <i>Winthrop</i> , 12/13/15	9
10 other times	9

Attempts	3FGA
1. vs. Penn State, 11/20/11	29
2. vs. College of Charleston, 11/14/13	28
vs. North Carolina, 12/19/10	28
4. vs. Syracuse, 11/28/14	26
5. at <i>Clemson</i> , 11/18/15	25
vs. Savannah State, 11/15/12	25
at Ole Miss, 1/16/11	25

Percentage (Min. 5 3FGA)	3FGM-A	Pct
1. vs. Oregon State, 3/25/14	4-6	.667
vs. Ole Miss, 1/30/14	4-6	.667
vs. Savannah State, 12/28/13	4-6	.667
vs. Western Carolina, 12/29/12	6-9	.667
at Alabama, 1/10/10	8-12	.667
vs. Charlotte, 12/21/08	8-12	.667

## Free Throws

Made	FTM
1. vs. Savannah State, 12/14/14	34
vs. Oregon State, 3/25/14	34
3. vs. <i>Missouri</i> , 1/10/16	32
vs. Ole Miss, 1/30/14	32
at Mississippi State, 1/6/13	32

Attempts	FTA
1. at Mississippi State, 1/6/13	50
2. vs. Savannah State, 12/28/13	48
3. vs. Savannah State, 12/14/14	47
4. vs. Missouri, 2/2/14	46
5. vs. Seton Hall, 11/17/13	44
vs. SC State, 12/21/12	44

Percentage (Min. 10 FTA)	FTM-A	Pct
1. vs. Alabama, 1/19/14	10-11	.909
2. vs. Auburn, 1/2/09	23-26	.885
3. at <i>UCLA</i> , 11/22/15	14-16	.875
vs. San Diego State, 11/28/09	14-16	.875
5. at Mississippi State, 2/6/14	20-23	.870

## Rebounding

Total	Rebs
1. vs. College of Charleston, 11/14/13	62
2. at Florida, 1/20/13	59
3. vs. Hampton, 11/22/12	57
4. vs. Savannah State, 12/14/14	56
5. vs. Kentucky, 1/11/15	55

Margin	Rebs	Margin
1. vs. Savannah State, 12/14/14	56-21	+35
2. vs. <i>Hampton</i> , 12/16/15	52-19	+33
3. at Alabama, 2/7/13	53-24	+29
4. vs. Hampton, 12/17/14	48-21	+27
5. vs. SC State, 12/22/13	47-21	+26
vs. Florida Gulf Coast, 11/23/12	46-20	+26

## Assists

Game	Assists
1. vs. NC Central, 12/11/14	26
2. vs. <i>Winthrop</i> , 12/13/15	25
vs. <i>UNCG</i> , 11/15/15	25
vs. San Diego State, 11/23/14	25
vs. Clemson, 11/20/14	25
vs. Alabama, 1/19/14	25
vs. Charleston Southern, 11/8/13	25

## Steals

Game	Steals
1. vs. NC Central, 12/11/14	21
vs. Furman, 12/11/11	21
3. vs. San Diego State, 11/23/14	18
4. vs. Charleston Southern, 11/8/13	17
5. vs. NC State, 12/12/10	16
vs. USC Upstate, 12/16/08	16

## Blocked Shots

Game	Blocks
1. vs. <i>Winthrop</i> , 12/13/15	16
2. vs. Arkansas, 3/6/15	15
3. at Mississippi State, 2/6/14	14
vs. Kentucky, 1/9/14	14
5. at Kentucky, 3/1/15	12
vs. Charleston Southern, 11/14/13	12

## Turnovers

Fewest	TOs
1. at Tennessee, 2/2/12	4
2. vs. <i>CSU Bakersfield</i> , 11/28/15	5
at <i>Clemson</i> , 11/18/15	5
vs. Tennessee, 2/23/15	5
vs. Syracuse, 11/28/14	5
at Missouri, 2/28/13	5
vs. Georgia, 3/2/12	5
vs. Ole Miss, 3/3/11	5

Most	TOs
1. at Wake Forest, 12/3/08	32
2. vs. Hampton, 11/22/12	29
vs. Kentucky, 1/15/12	29
4. at Kentucky, 1/13/11	28
5. vs. Jacksonville, 12/30/08	26

# Dawn Staley

**Head Coach**  
**8th Season at South Carolina**  
**Virginia, 1992**



When three-time Olympic gold medalist Dawn Staley took the reins of the University of South Carolina women's basketball program on May 10, 2008, the Gamecocks' stature immediately rose not just in the Southeastern Conference but on the national stage as well. Building on a foundation of hard work, defensive effort and a "team first" mentality, South Carolina began to realize those expectations in 2011-12, and the program has continued to thrive. The Gamecocks boast four straight 25-win seasons, which include two SEC regular-season championships (2014, 2015), an SEC Tournament title (2015), an NCAA Final Four appearance (2015) and two other Sweet 16 seasons (2012, 2014), the program's first ever No. 1 national ranking and a school-record 34 wins in 2014-15. Staley's success has united every demographic in the state of South Carolina as the Gamecocks' fan based has tripled over the last three seasons, leading the nation in home attendance in 2014-15 at 12,293 fans per game and pacing the country in attendance increase in 2013-14 and 2014-15.

While her coaching career is blossoming, Staley is still recognized for her body of work as a one of the most decorated participants in United States women's basketball history. The Naismith Memorial Basketball Hall of Fame solidified her legacy with her enshrinement into the Hall as part of the Class of 2013. The Phoenix Club of Philadelphia established the Dawn Staley Award recognizing the nation's top guard in women's Division I basketball in 2013 as well. Staley was inducted into the Women's Basketball Hall of Fame as part of the Class of 2012 and was one of the final nominees for induction to the U.S. Olympic Hall of Fame the same year. In the summer of 2011, the WNBA recognized her as one of the league's "Top 15," honoring the most influential players in the league's history.

In her 16th season as a head coach, Staley has led her teams to six 25-win seasons, a total of 12 postseason appearances (two WNIT) and 34 weeks in the Associated Press top 10, including 12 in the No. 1 spot.

At the helm of the Gamecocks over the last seven seasons, Staley has been named National Coach of the Year (2014, *Basketball Times*), a Naismith National Coach of the Year Finalist (2014, 2015), SEC Coach of the Year (2014, *Coaches and AP*; 2015, *Coaches*) and BCA Female Coach of the Year (2012). She has coached two All-Americans, 16 All-SEC selections, six SEC All-Freshman team selections, two SEC Player of the Year choices, an SEC Sixth Player of the Year, an SEC Defensive Player of the Year and three SEC Freshman of the Year winners. South Carolina has turned in historic seasons each of the last four, especially standing out among the program's 24 seasons in the SEC, posting 25 wins in 2011-12 and 2012-13, 29 wins in 2013-14 and a school-record 34 victories in 2014-15. The Gamecocks have won more SEC games than the season before in each of Staley's last six seasons, and her 67 SEC victories are more than any other Gamecock coach, accounting for 51.1 percent of the program's total 131 league wins. She has helped the Gamecocks to four of the program's five top-four finishes in the SEC, including the first regular-season championship in 2013-14 and a share of the same title in 2014-15. Her 113 overall wins in the last four seasons mark the most successful four-year stretch in program history. Off the court, Staley's Gamecocks have been active in the community and thriving in the classroom. Every student-athlete who completed her eligibility under Staley at South Carolina has graduated or is on track to graduate, and the team GPA has been over 3.0 for the last six semesters. During the historic 2014-15 season, eight Gamecocks posted at least a 3.0 GPA for the year.

## Year-by-Year Coaching Record

Year	School	Record	Conf. Rec.	Conf. Finish	Postseason
2000-01	Temple	19-11	11-5	2nd East	WNIT
2001-02	Temple	20-11	12-4	2nd East	A-10 Tourn. Champ./NCAA 1st Round
2002-03	Temple	14-15	9-7	2nd East	
2003-04	Temple	21-10	14-2	1st East	A-10 Tourn. Champ./NCAA 1st Round
2004-05	Temple	28-4	16-0	1st East*	A-10 Tourn. Champ./NCAA 2nd Round
2005-06	Temple	24-8	12-4	3rd	A-10 Tourn. Champ./NCAA 1st Round
2006-07	Temple	25-8	13-1	2nd	NCAA 2nd Round
2007-08	Temple	21-13	12-2	T-1st	NCAA 1st Round
2008-09	South Carolina	10-18	2-12	11th	
2009-10	South Carolina	14-15	7-9	T-7th	
2010-11	South Carolina	18-15	8-8	T-5th	WNIT 2nd Round
2011-12	South Carolina	25-10	10-6	T-4th	NCAA Sweet 16
2012-13	South Carolina	25-8	11-5	T-4th	NCAA 2nd Round
2013-14	South Carolina	29-5	14-2	1st	NCAA Sweet 16
2014-15	South Carolina	34-3	15-1	T-1st	SEC Tourn. Champ./NCAA Final Four
2015-16	South Carolina	18-0	6-0		
<b>Career</b>	<b>16th season</b>	<b>345-154</b>	<b>172-68</b>		
<b>At SC</b>	<b>8th season</b>	<b>173-74</b>	<b>73-43</b>		

## Coaching Highlights

### College

- 10 NCAA Tournament Appearances (4 at South Carolina)
- 10 20-Win Seasons (4 at South Carolina)
- 3 Regular-Season Conference Titles (SEC 2014, 2015; A-10 2008)
- 5 Conference Tournament Titles (SEC 2015; A-10 2002, 2004, 2005, 2006)
- 2-time Naismith National Coach of the Year Finalist (2014, 2015)
- *Basketball Times* National Coach of the Year (2014)
- 3-time WBCA Region Coach of the Year (Region 3 2014, 2015; Region 1 2005)
- Four-time Conference Coach of the Year (SEC 2014, 2015; A-10 2004, 2005)

### USA Basketball

- Senior National Team Asst. Coach (2006-08, 2014-16) – FIBA World Championship gold medal (2014), Beijing Olympics gold medal (2008), FIBA Americas Championship gold medal (2007), FIBA World Championship bronze medal (2006)
- U19 National Team Head Coach – FIBA U19 World Championship gold medal (2015)
  - > 2015 USA Basketball co-National Coach of the Year
- U18 National Team Head Coach – FIBA U18 Americas Championship gold medal (2014)
- Pan Am Games Head Coach – Gold medal (2007)

## Playing Highlights

### U.S. Professional – 11 seasons

- Five-time WNBA All-Star (2001-03, 2005-06)
- Two-time ABL All-Star (1997, 1998)
- WNBA All-Decade Team

### USA Basketball

- Olympic gold medalist (1996, 2000, 2004)
- Flag bearer for U.S. in Olympic Games Opening Ceremony (2004)
- Two-time USA Basketball Female Athlete of the Year (1994, 2004)

### College – Virginia (1989-92)

- Kodak All-America (1990, 1991, 1992)
- Honda-Broderick Cup Award for Collegiate Female Athlete of the Year (1991)
- Two-time ACC Player of the Year (1991, 1992)
- NCAA Tournament MOP (1991)

## Other Notables

- Naismith Memorial Basketball Hall of Fame, Class of 2013
- Women's Basketball Hall of Fame, Class of 2012





# DONIYAH CLINEY

6-0 • R-Fr. • G • Newark, N.J. • Shabazz  
Major: Sociology



## 2015-16

- Has played in four games following hand injury
- Was having great preseason before surgery on her right hand in early November ... had cast removed Dec. 17 and was fully cleared for practice in January
- Showed her court vision at Auburn (Jan. 21) handing out three assists in the second half while capping the third quarter with her first career 3-pointer
- Added five points to win over No. 20/- Missouri (Jan. 10), finding her way in pace of play on both sides of the ball after not seeing game action since high school (2013-14)
- Made her South Carolina debut at Vanderbilt (Jan. 7), tallying two points in five minutes of action

## Miscellaneous

	Season	Career
10+ Points	0	0
5+ Assists	0	0
Tm-High Points	0	0
Tm-High Assists	0	0

## Career Highs

Pts	5 vs. Missouri, 1/10/16
Rebs	2 at Auburn, 1/21/16
Blks	
Stls	1 vs. Missouri, 1/10/16
Assts	3 at Auburn, 1/21/16
Min	14 vs. Missouri, 1/10/16

## SEC Career Highs

Pts	5 vs. Missouri, 1/10/16
Rebs	2 at Auburn, 1/21/16
Blks	
Stls	1 vs. Missouri, 1/10/16
Assts	3 at Auburn, 1/21/16
Min	14 vs. Missouri, 1/10/16

## 2015-16 Game-by-Game

Opponent	Date	GS	MIN	FG-A	3FG-A	FTA	Reb	A	TO	B	S	TP
Ohio State	11/13					— DNP —						
UNCG	11/15					— DNP —						
at Clemson	11/18					— DNP —						
at UCLA	11/22					— DNP —						
vs. Arizona State	11/27					— DNP —						
vs. CSUB	11/28					— DNP —						
vs. Hawaii	11/29					— DNP —						
Duke	12/6					— DNP —						
Winthrop	12/13					— DNP —						
Hampton	12/16					— DNP —						
vs. East Carolina	12/20					— DNP —						
Elon	12/22					— DNP —						
Arkansas	1/3					— DNP —						
at Vanderbilt	1/7		5	1-2	0-0	0-0	0-0-0	0	0	0	0	2
Missouri	1/10		14	2-5	0-0	1-1	1-0-1	0	0	0	1	5
at Kentucky	1/14		5	0-2	0-0	0-0	0-0-0	0	0	0	0	0
Texas A&M	1/17					— DNP —						
at Auburn	1/21		11	1-2	1-2	0-0	0-2-2	3	1	0	0	3

## Career Stats at South Carolina

Year	GP	GS	Min	Avg	FG	FGA	Pct	3FG	FGA	Pct	FT	FTA	Pct	Off	Def	Tot	Avg	PF	FO	A	TO	Blk	Stl	Pts	Avg
2014-15					— Did Not Play —																				
2015-16	4	0	35	8.8	4	11	.364	1	2	.500	1	1	1.000	1	2	3	0.8	8	0	3	1	0	1	10	2.5
Career	4	0	35	8.8	4	11	.364	1	2	.500	1	1	1.000	1	2	3	0.8	8	0	3	1	0	1	10	2.5



# ALAINA COATES

6-4 • Jr. • C • Irmo, S.C. • Dutch Fork  
Major: Social Work



## Career Highlights

Naismith Early Season Watch List (2015-16)	2015 Naismith Trophy Top 50 Watch List
Wooden Award Watch List (2015-16)	2014 SEC Co-6th Player of the Year (Coaches)
Preseason All-SEC First Team (Coaches, Media)	2014 SEC Freshman of the Year (Coaches, AP)
2015 SEC All-Defensive Team	2014 Freshman All-America First Team (Full Court)
All-SEC 2nd Team (Coaches - 2014, 2015; AP - 2015)	2014 SEC All-Freshman Team
2015 NCAA Greensboro Region MOP	5-time SEC Freshman of the Week (2013-14)
2015 SEC All-Tournament Team	

## 2015-16

- Leads the nation in field goal percentage and is 20th in double-doubles
- Ranks first in SEC in double-doubles, second in rebounding, sixth in blocks (1.5) and 15th in scoring
- Averaging a double-double in SEC play (11.0 ppg/10.7 rpg)
- Holds third place in school history with 153 career blocks, just 24 away from the school record
- Became the 31st player in program history to net 1,000 career points and the 13th to do it with 700 rebounds
- Has tallied nine double-doubles (seven in her last 10 games), including one triple-double
- Led team in rebounds 11 times – at Clemson, at UCLA, Winthrop, Hampton, vs. East Carolina, Elon, Arkansas, at Vanderbilt, Missouri, Texas A&M, at Auburn
- Established inside game early with six of team's first 12 points at Auburn (Jan. 21) and nearly had her double-double by halftime
- Matched a career best with three assists against #15/11 Texas A&M (Jan. 17) after playing a career high 34 minutes
- Hit both 1,000 career points and 700 career rebounds in opening minute against #20/- Missouri (Jan. 10), finishing with third-straight double-double
- Completed her school-record 12th career double-double in SEC play with key putback in late 11-3 run that sealed win at Vanderbilt (Jan. 7)
- Posted third-straight double-double against East Carolina (Dec. 20), grabbing 10 of her 15 rebounds in just 11 minutes of second-half action
- Recorded double-double against Hampton (Dec. 16) with 10 of 22 points coming during a 12-4 second-half run
- Played an historic career game against Winthrop (Dec. 13), recording South Carolina's first triple-double since Dec. 20, 2006, and the first ever with blocked shots as she swatted away a school-record 10 to go with her career-high 29 points and 16 rebounds

## 2015-16 Game-by-Game

Opponent	Date	GS	MIN	FG-A	3FG-A	FT-A	Reb	A	TO	B	S	TP
Ohio State	11/13		28	6-9	0-0	5-10	4-9-13	0	3	3	1	17
UNCG	11/15	*	13	6-7	0-0	0-3	2-5-7	0	0	0	3	12
at Clemson	11/18	*	22	4-7	0-0	2-4	5-1-6	1	2	2	1	10
at UCLA	11/22	*	32	6-7	0-0	0-0	4-8-12	0	1	0	2	12
vs. Arizona State	11/27	*	23	3-6	0-0	0-1	3-4-7	1	2	1	1	6
vs. CSUB	11/28	*	22	3-10	0-0	0-2	1-3-4	0	1	0	0	6
vs. Hawaii	11/29	*	20	1-3	0-0	1-2	0-1-1	0	2	3	0	3
Duke	12/6	*	25	7-9	0-0	2-4	2-5-7	0	1	1	1	16
Winthrop	12/13	*	30	13-15	0-0	3-5	6-10-16	0	1	10	1	29
Hampton	12/16	*	26	8-11	0-0	6-9	2-10-12	2	3	1	0	22
vs. East Carolina	12/20	*	21	4-8	0-0	2-4	4-11-15	0	0	2	0	10
Elon	12/22	*	24	5-6	0-0	6-6	5-3-8	0	4	2	1	16
Arkansas	1/3	*	26	4-5	0-0	3-3	0-10-10	2	0	1	1	11
at Vanderbilt	1/7	*	29	5-6	0-0	1-4	3-7-10	1	1	0	0	11
Missouri	1/10	*	19	3-3	0-0	7-12	3-9-12	0	2	0	1	13
at Kentucky	1/14	*	28	3-4	0-0	3-4	2-9-11	1	0	0	0	9
Texas A&M	1/17	*	34	2-5	0-0	1-2	1-10-11	3	1	0	2	5
at Auburn	1/21	*	26	8-10	0-0	1-2	5-5-10	2	4	1	0	17

- Connected on 7-of-9 field goals against #14/13 Duke (Dec. 6) and tallied six crucial points down the stretch to help South Carolina pull away
- Scored the game-tying putback with 56 seconds left against #16/18 Arizona State (Nov. 27)
- Double-double at UCLA (Nov. 22) kept Gamecocks within reach and made key steal during 8-2 run over final 90 seconds to secure the win
- Dominated the glass late against #6/10 Ohio State (Nov. 13), especially in 10-2 run over final 2:35 that decided the game, and finished the contest with her 24th career double-double (17 points, 13 rebounds)

## Miscellaneous

	Season	Career
Triple-Double	1	1
Double-Double	9	31
20+ Points	2	10
10+ Points	13	60
10+ Rebounds	11	36
5+ Blocks	1	4
Tm-High Points	3	15
Tm-High Rebs.	11	45

## Career Highs

Pts	.....29 vs. Winthrop, 12/13/15
Rebs	.....17 vs. Kentucky, 1/9/14
Blks	.....10 vs. Winthrop, 12/13/15
Stls	.....3, 3x, last vs. UNCG, 11/15/15
Assts	.....3, 4x, last vs. Texas A&M, 1/17/16
Min	.....34 vs. Texas A&M, 1/17/16

## 2015-16 Highs

Pts	.....29 vs. Winthrop, 12/13
Rebs	.....16 vs. Winthrop, 12/13
Blks	.....10 vs. Winthrop, 12/13
Stls	.....3 vs. UNCG, 11/15
Assts	.....3 vs. Texas A&M, 1/17
Min	.....34 vs. Texas A&M, 1/17

## SEC Career Highs

Pts	.....24, 2x, last vs. Ole Miss, 1/30/14
Rebs	.....17 vs. Kentucky, 1/9/14
Blks	.....5, 3x, last vs. Alabama, 1/29/15
Stls	.....3, 2x, last at Florida, 1/19/15
Assts	.....3, 2x, last vs. Texas A&M, 1/17/16
Min	.....34 vs. Texas A&M, 1/17/16

## Career Stats at South Carolina

Year	GP	GS	Min	Avg	FG	FGA	Pct	3FG	FGA	Pct	FT	FTA	Pct	Off	Def	Tot	Avg	PF	FO	A	TO	Blk	Stl	Pts	Avg
2013-14	34	1	668	19.6	148	242	.612	0	0	—	121	185	.654	82	203	285	8.4	83	1	11	57	73	17	417	12.3
2014-15	36	5	760	21.1	141	251	.562	0	0	—	117	168	.696	99	186	285	7.9	62	0	28	50	53	19	399	11.1
2015-16	18	17	448	24.9	91	131	.695	0	0	—	43	77	.558	52	120	172	9.6	43	0	13	28	27	15	225	12.5
<b>Career</b>	<b>88</b>	<b>23</b>	<b>1876</b>	<b>21.3</b>	<b>380</b>	<b>624</b>	<b>.609</b>	<b>0</b>	<b>0</b>	<b>—</b>	<b>281</b>	<b>430</b>	<b>.653</b>	<b>233</b>	<b>509</b>	<b>742</b>	<b>8.4</b>	<b>188</b>	<b>1</b>	<b>52</b>	<b>135</b>	<b>153</b>	<b>51</b>	<b>1041</b>	<b>11.8</b>



# BIANCA CUEVAS

5-6 • So. • G • Bronx, N.Y. • Nazareth Regional  
Major: Criminal Justics



## Career Highlights

2015 Rainbow Wahine Showdown All-Tournament McDonald's All-America (2013-14)  
New York Class AA co-Player of the Year (2013-14)

## 2015-16

- Has appeared in every game
- Led team in scoring once – vs. Arizona State
- Handed out team-high assists once – vs. CSUB
- Scored seven of her nine points against #15/11 Texas A&M (Jan. 17) during 12-7 fourth-quarter run that gave Gamecocks five-point lead with 3:55 to play
- Played lock-down defense against #20/- Missouri (Jan. 10), recording a career-best five steals
- Snatched a game-high three steals in the SEC opener against Arkansas (Jan. 3)
- Matched a career high with four rebounds against #14/13 Duke (Dec. 6)
- Named to the Rainbow Wahine Showdown All-Tournament team, finishing second on the team in scoring at the event with 17.0 points per game on 54.1 percent shooting, averaging 3.3 rebounds and swiping seven steals over the three-game event
- Scored in double figures for the third-straight game with 13 at Hawaii (Nov. 29), including nine in the second half to help Gamecocks pull away from a seven-point halftime lead
- Fell one point shy of her career high with 20 against CSU Bakersfield with four of her nine fourth-quarter points coming on back-to-back plays to launch a 14-2 run that put the game out of Roadrunners' reach
- Went on a personal 11-7 second-half run against #16/18 Arizona State (Nov. 27) as part of her team-high tying 18 points
- Gave UNCG (Nov. 15) trouble with her speed en route to 11 points, including 6-of-8 from the free throw line

## Miscellaneous

	Season	Career
20+ Points	1	2
10+ Points	6	14
5+ Assists	1	6
Tm-High Points	1	3
Tm-High Assists	1	9

## Career Highs

Pts	21 at Ole Miss, 2/1/15
Rebs	4, 6x, last vs. Duke, 12/6/15
Blks	2 vs. NC Central, 12/1/14
Stls	5 vs. Missouri, 1/10/16
Assts	6 vs. CSU Bakersfield, 11/28/15
Min	30 vs. Southern Cal, 11/15/14

## 2015-16 Highs

Pts	20 vs. CSU Bakersfield, 11/28
Rebs	4, 3x, last vs. Duke, 12/6
Blks	
Stls	5 vs. Missouri, 1/10
Assts	6 vs. CSU Bakersfield, 11/28
Min	29 vs. Hawaii, 11/29

## SEC Career Highs

Pts	21 vs. Ole Miss, 2/1/15
Rebs	4, 3x, last at Georgia, 2/5/15
Blks	1, 2x, last at Kentucky, 3/1/15
Stls	5 vs. Missouri, 1/10/16
Assts	5, 2x, last vs. Vanderbilt, 2/15/15
Min	24, 2x, last vs. Arkansas, 1/3/16

## 2015-16 Game-by-Game

Opponent	Date	GS	MIN	FG-A	3FG-A	FT-A	Reb	A	TO	B	S	TP
Ohio State	11/13		8	1-5	0-1	3-4	0-0-0	1	1	0	0	5
UNCG	11/15		19	2-4	1-3	6-8	0-2-2	1	3	0	2	11
at Clemson	11/18		17	2-7	0-3	0-0	0-1-1	2	0	0	2	4
at UCLA	11/22		13	2-4	0-0	3-3	0-2-2	2	2	0	0	7
vs. Arizona State	11/27		18	7-13	0-2	4-7	0-2-2	0	2	0	2	18
vs. CSUB	11/28		26	8-12	2-5	2-2	1-3-4	6	2	0	3	20
vs. Hawaii	11/29		29	5-12	1-3	2-4	1-3-4	0	2	0	2	13
Duke	12/6		13	1-4	0-1	0-2	0-4-4	2	1	0	0	2
Winthrop	12/13		22	4-11	1-2	4-4	0-2-2	1	2	0	1	13
Hampton	12/16		17	2-6	1-3	1-1	0-1-1	1	2	0	0	6
vs. East Carolina	12/20		17	1-7	0-3	2-2	0-1-1	1	0	0	3	4
Elon	12/22		15	1-4	0-3	0-0	0-1-1	2	3	0	0	2
Arkansas	1/3		24	4-8	1-5	1-2	1-1-2	3	3	0	3	10
at Vanderbilt	1/7		12	2-6	0-3	0-0	0-1-1	2	2	0	1	4
Missouri	1/10		17	2-6	0-1	2-2	0-0-0	1	3	0	5	6
at Kentucky	1/14		15	0-7	0-1	2-2	0-0-0	1	0	0	0	2
Texas A&M	1/17		20	3-6	1-1	2-2	1-2-3	2	2	0	1	9
at Auburn	1/21		18	0-3	0-2	1-2	0-2-2	2	2	0	0	1

## Career Stats at South Carolina

Year	GP	GS	Min	Avg	FG	FGA	Pct	3FG	FGA	Pct	FT	FTA	Pct	Off	Def	Tot	Avg	PF	FO	A	TO	Blk	Stl	Pts	Avg
2014-15	37	0	536	14.5	74	200	.370	16	72	.222	45	58	.776	13	35	48	1.3	44	1	64	60	5	42	209	5.6
2015-16	18	0	320	17.8	47	125	.376	8	42	.190	35	47	.745	4	28	32	1.8	20	0	30	32	0	25	137	7.6
Career	55	0	856	15.6	121	325	.372	24	114	.211	80	105	.762	17	63	80	1.5	64	1	94	92	5	67	346	6.3





# ASIA DOZIER

6-0 • Sr. • G/F • Columbia, S.C. • Spring Valley  
Major: Accounting



## Career Highlights

Three-time SEC Academic Honor Roll

## 2015-16

- Team captain
- Has played in 17 games with eight starts
- Has recorded at least five assists two times
- Handed out team-high assists three times – UNCG, Duke, Hampton
- Reached double figures for the first time this season against East Carolina (Dec. 20), scoring five of her 10 points in the first quarter
- Returned to starting lineup against Hampton (Dec. 16), matching a career high with two steals in the opening 10 minutes
- Connected on a game-high three 3-pointers on the way to a season-best nine points against Winthrop (Dec. 13)
- Was solid, steady force on defense against #14/13 Duke (Dec. 6)
- Started the second half at Clemson (Nov. 18) and hit back-to-back 3s as part of 19-5 run that broke open the game
- Tied career high with six assists against UNCG (Nov. 15)
- Started the second half against #6/10 Ohio State (Nov. 13), providing calming influence after Gamecocks trailed at the break

## Miscellaneous

	Season	Career
10+ Points	1	14
10+ Rebounds	0	1
5+ Assists	2	10
Tm-High Points	0	2
Tm-High Assists	3	16

## Career Highs

Pts	16, 2x, at San Diego State, 11/23/13
Rebs	10 vs. Elon, 11/9/12
Blks	3 at Kentucky, 3/1/15
Stls	2, 9x, last vs. Hampton, 12/16/15
Assts	6, 3x, last vs. UNCG, 11/15/15
Min	40 at Arkansas, 1/2/14

## 2015-16 Highs

Pts	10 vs. East Carolina, 12/20
Rebs	3 vs. Missouri, 1/10
Blks	
Stls	2 vs. Hampton, 12/16
Assts	6 vs. UNCG, 11/15
Min	26 vs. UNCG, 11/15

## SEC Career Highs

Pts	15 at Alabama, 1/8/15
Rebs	6 vs. Florida, 2/23/14
Blks	3 at Kentucky, 3/1/15
Stls	2 at Alabama, 1/8/15
Assts	6 vs. Ole Miss, 1/30/14
Min	40 at Arkansas, 1/2/14

## 2015-16 Game-by-Game

Opponent	Date	GS	MIN	FG-A	3FG-A	FT-A	Reb	A	TO	B	S	TP
Ohio State	11/13		12	1-2	0-0	2-2	0-0-0	1	2	0	0	4
UNCG	11/15		26	1-4	1-4	0-0	0-2-2	6	0	0	0	3
at Clemson	11/18		21	3-9	2-7	0-0	0-1-1	0	1	0	0	8
at UCLA	11/22		3	0-1	0-1	0-0	0-0-0	0	1	0	0	0
vs. Arizona State	11/27		5	0-0	0-0	0-0	0-1-1	0	1	0	1	2
vs. CSUB	11/28		3	0-1	0-1	0-0	0-0-0	0	0	0	0	0
vs. Hawaii	11/29		25	0-2	0-2	3-4	0-0-0	3	1	0	1	3
Duke	12/6		20	0-2	0-1	0-0	0-2-2	3	1	0	0	0
Winthrop	12/13		18	3-4	3-4	0-0	0-2-2	3	2	0	1	9
Hampton	12/16	*	22	2-6	0-2	2-2	1-1-2	5	1	0	2	6
vs. East Carolina	12/20	*	19	4-5	2-2	0-0	0-1-1	0	1	0	0	10
Elon	12/22	*	22	3-5	1-3	0-0	1-0-1	3	1	0	0	7
Arkansas	1/3						— DNP —					
at Vanderbilt	1/7	*	23	1-5	1-4	0-0	0-1-1	4	2	0	0	3
Missouri	1/10	*	18	1-3	0-0	0-0	1-2-3	1	1	0	0	2
at Kentucky	1/14	*	5	0-2	0-1	0-0	0-1-1	0	1	0	0	0
Texas A&M	1/17	*	13	0-1	0-1	0-0	1-0-1	1	2	0	1	0
at Auburn	1/21	*	20	0-4	0-3	1-2	0-2-2	3	0	0	0	1

## Career Stats at South Carolina

Year	GP	GS	Min	Avg	FG	FGA	Pct	3FG	FGA	Pct	FT	FTA	Pct	Off	Def	Tot	Avg	PF	FO	A	TO	Blk	Stl	Pts	Avg
2012-13	31	0	398	12.8	28	134	.209	16	91	.176	11	24	.458	19	42	61	2.0	35	1	25	20	4	8	83	2.7
2013-14	34	32	911	26.8	72	211	.341	33	103	.320	28	44	.636	18	77	95	2.8	63	0	92	68	7	21	205	6.0
2014-15	37	30	615	16.6	55	133	.414	29	87	.333	10	13	.769	2	36	38	1.0	27	0	67	33	7	20	149	4.0
2015-16	17	8	275	16.2	20	58	.345	10	36	.278	8	10	.800	4	16	20	1.2	12	0	33	18	0	6	58	3.4
<b>Career</b>	<b>119</b>	<b>70</b>	<b>2199</b>	<b>18.5</b>	<b>175</b>	<b>536</b>	<b>.326</b>	<b>88</b>	<b>317</b>	<b>.278</b>	<b>57</b>	<b>91</b>	<b>.626</b>	<b>43</b>	<b>171</b>	<b>214</b>	<b>1.8</b>	<b>137</b>	<b>1</b>	<b>217</b>	<b>139</b>	<b>18</b>	<b>55</b>	<b>495</b>	<b>4.2</b>



# #44 INDIA FARMER

6-0 • Jr. • F • N. Myrtle Beach, S.C. • North Myrtle Beach  
Major: Criminal Justice



## Career Highlights

Two-time SEC Academic Honor Roll

## 2015-16

- Has seen time in four contests, including SEC opener against Arkansas (Jan. 3)
- Recorded a pair of blocked shots against UNCG (Nov. 15)

## Career Highs

Pts .....3, 2x, last vs. Alabama, 1/19/14  
Rebs..... 3 vs. NC Central, 12/2/13  
Blks ..... 2 vs. UNCG, 11/15/15  
Stls..... 1 at Florida, 1/19/15  
Assts .....  
Min..... 11 vs. NC Central, 12/2/13

## 2015-16 Highs

Pts .....  
Rebs..... 1, 4x, last vs. Arkansas, 1/3  
Blks ..... 2 vs. UNCG, 11/15  
Stls .....  
Assts .....  
Min.....5, 2x, last vs. East Carolina, 12/20

## SEC Career Highs

Pts .....3, 2x, last vs. Alabama, 1/19/14  
Rebs..... 1, 2x, last vs. Arkansas, 1/3/16  
Blks .....  
Stls..... 1 at Florida, 1/19/15  
Assts .....  
Min..... 4, 2x, last at Florida, 1/19/15

## 2015-16 Game-by-Game

Opponent	Date	GS	MIN	FG-A	3FG-A	FT-A	Reb	A	TO	B	S	TP
Ohio State	11/13					— DNP —						
UNCG	11/15		5	0-1	0-1	0-0	0-1-1	0	0	2	0	0
at Clemson	11/18					— DNP —						
at UCLA	11/22					— DNP —						
vs. Arizona State	11/27					— DNP —						
vs. CSUB	11/28					— DNP —						
vs. Hawaii	11/29					— DNP —						
Duke	12/6					— DNP —						
Winthrop	12/13		3	0-2	0-1	0-0	1-0-1	0	0	0	0	0
Hampton	12/16					— DNP —						
vs. East Carolina	12/20		5	0-1	0-1	0-0	0-1-1	0	0	0	0	0
Elon	12/22					— DNP —						
Arkansas	1/3		3	0-0	0-0	0-0	0-1-1	0	0	0	0	0
at Vanderbilt	1/7					— DNP —						
Missouri	1/10					— DNP —						
at Kentucky	1/14					— DNP —						
Texas A&M	1/17					— DNP —						
at Auburn	1/21					— DNP —						

## Career Stats at South Carolina

Year	GP	GS	Min	Avg	FG	FGA	Pct	3FG	FGA	Pct	FT	FTA	Pct	Off	Def	Tot	Avg	PF	FO	A	TO	Blk	Stl	Pts	Avg
2013-14	18	0	48	2.7	2	7	.286	2	4	.500	0	0	—	2	4	6	0.3	4	0	0	1	1	0	6	0.3
2014-15	16	0	37	2.3	0	4	.000	0	2	.000	4	6	.667	5	3	8	0.5	1	0	0	1	0	1	4	0.3
2015-16	4	0	16	4.0	0	4	.000	0	3	.000	0	0	—	1	3	4	1.0	2	0	0	0	2	0	0	0.0
<b>Career</b>	<b>38</b>	<b>0</b>	<b>101</b>	<b>2.7</b>	<b>2</b>	<b>15</b>	<b>.133</b>	<b>2</b>	<b>9</b>	<b>.222</b>	<b>4</b>	<b>6</b>	<b>.667</b>	<b>8</b>	<b>10</b>	<b>18</b>	<b>0.5</b>	<b>7</b>	<b>0</b>	<b>0</b>	<b>2</b>	<b>3</b>	<b>1</b>	<b>10</b>	<b>0.3</b>



# #24

# SARAH IMOVBIOH

6-2 • Sr. • F • Abuja, Nigeria • Virginia  
Major: Criminal Justice (graduate program)



### Career Highlights

2011 Parade All-America (HS)

### 2015-16

- Has played in every game, starting three
- Led the team in rebounding twice – UNCG, at Clemson
- Was effective in her SEC debut against Arkansas (Jan. 3) with seven rebounds and nine points in just 17 minutes
- Grabbed seven of her 12 rebounds against East Carolina (Dec. 20) in the first half
- Great offensive work against Hampton (Dec. 16), finishing with career bests in points (19), field goals (6) and free throws (7) after playing a career-high 24 minutes
- Was second on team in rebounding at Rainbow Wahine Showdown (Nov. 27-29) with 5.7 per game, including 2.3 offensive per outing
- Grabbed six of eight total rebounds against #16/18 Arizona State (Nov. 27) in the first half, including all three offensive boards to help Gamecocks stay within one possession at halftime
- Started the second half at Clemson (Nov. 18), providing great energy on the glass and adding four points to the game-changing 19-5 third-quarter surge
- Posted first double-double of Gamecock career with 14 points and team-high 11 boards against UNCG (Nov. 15)
- Had great fourth quarter against #6/10 Ohio State, scoring the six of the first eight points in the period, including to putbacks, to hold off the charging Buckeyes

### Miscellaneous

	Season	Career
Double-Double	1	1
10+ Points	2	2
10+ Rebounds	3	3
Tm-High Points	0	0
Tm-High Rebs.	2	2

### Career Highs

Pts	.....19 vs. Hampton, 12/16/15
Rebs	.....12 vs. East Carolina, 12/20/15
Blks	.....1, 3x, last at Kentucky, 1/14/16
Stls	.....2, 2x, last at Clemson, 11/18/15
Assts	.....2, 2x, last vs. Missouri, 1/10/16
Min	.....24 vs. Hampton, 12/16/15

### SEC Career Highs

Pts	.....9 vs. Arkansas, 1/3/16
Rebs	.....7 vs. Arkansas, 1/3/16
Blks	.....1, 2x, last at Kentucky, 1/14/16
Stls	.....1 at Auburn, 1/21/16
Assts	.....2 vs. Missouri, 1/10/16
Min	.....17, 3x, last at Auburn, 1/21/16

### 2015-16 Game-by-Game

Opponent	Date	GS	MIN	FG-A	3FG-A	FT-A	Reb	A	TO	B	S	TP
Ohio State	11/13	*	16	4-5	0-0	0-2	3-7-10	0	1	0	0	8
UNCG	11/15		21	5-7	0-0	4-6	5-6-11	0	0	0	2	14
at Clemson	11/18		19	3-4	0-0	3-8	4-2-6	0	0	0	2	9
at UCLA	11/22		8	0-0	0-0	0-0	3-1-4	0	0	0	1	0
vs. Arizona State	11/27		16	0-1	0-0	1-2	3-5-8	0	2	0	0	1
vs. CSUB	11/28		15	3-5	0-0	0-5	3-2-5	0	0	0	0	6
vs. Hawaii	11/29		13	1-2	0-0	1-1	1-3-4	0	1	0	0	3
Duke	12/6		3	0-0	0-0	0-0	0-0-0	0	1	0	0	0
Winthrop	12/13	*	22	3-3	0-0	1-1	1-3-4	1	1	1	0	7
Hampton	12/16	*	24	6-8	0-0	7-9	5-2-7	0	0	0	0	19
vs. East Carolina	12/20		18	1-5	0-0	2-3	4-8-12	2	0	0	0	4
Elon	12/22		16	1-2	0-0	0-0	2-1-3	0	1	0	1	2
Arkansas	1/3		17	4-7	0-0	1-2	4-3-7	0	3	0	0	9
at Vanderbilt	1/7		5	0-0	0-0	0-0	0-2-2	0	1	0	0	0
Missouri	1/10		17	2-2	0-0	0-0	0-2-2	2	2	1	0	4
at Kentucky	1/14		13	0-2	0-0	0-2	2-3-5	0	0	1	0	0
Texas A&M	1/17		3	0-2	0-0	0-0	1-0-1	0	1	0	0	0
at Auburn	1/21		17	1-1	0-0	0-2	1-1-2	0	0	0	1	2

### Career Stats at South Carolina

Year	GP	GS	Min	Avg	FG	FGA	Pct	3FG	FGA	Pct	FT	FTA	Pct	Off	Def	Tot	Avg	PF	FO	A	TO	Blk	Stl	Pts	Avg
2015-16	18	3	263	14.6	34	56	.607	0	0	—	20	43	.465	42	51	93	5.2	25	0	5	14	3	7	88	4.9





# TIFFANY MITCHELL

5-9 • Sr. • G • Charlotte, N.C. • Providence Day  
Major: Retail Management



## Career Highlights

Wooden Award Midseason Top 20	2015 Naismith Finalist
Naismith Early Season Watch List	2015 Wooden Award All-America Team/Finalist
USBWA Ann Meyers Drysdale Award Watch List	2015 Wade Watch List
Senior CLASS Award candidate	2015 Capital One Academic All-District 4
Preseason All-America (AP, Lindy's, Athlon, SI, ESPN)	2015 NCAA Greensboro Region All-Tournament Team
Preseason SEC Player of the Year (Coaches, Media)	2015 FIBA 3x3 World Championship Gold (USA)
Preseason All-SEC First Team (Coaches, Media)	2014 WBCA All-America
Two-time SEC Player of the Year (Coaches – 2014, 2015; AP - 2015)	2014 All-America Third Team (AP, Full Court)
Two-time All-SEC First Team (Coaches – 2014, 2015; AP – 2014, 2015)	2014 Wooden Award Final Ballot, Wade Trophy Watch List, Dawn Staley Award Watch List
2015 All-America First Team (ESPN, AP, USBWA)	2014 WBCA All-Region 3
2015 Dawn Staley Award Finalist	2014 SEC All-Defensive Team
	2013 SEC All-Freshman Team

## Miscellaneous

	Season	Career
Double-Double	0	4
20+ Points	1	14
10+ Points	17	92
10+ Rebounds	0	7
5+ Assists	3	14
5+ Steals	0	8
Tm-High Points	6	43
Tm-High Rebs.	0	10
Tm-High Assists	5	34

## 2015-16

- Selected team captain for second-straight season
- In SEC play, ranks among league's top 5 in four categories, including fifth in scoring (15.5 ppg)
- Ranks ninth in the SEC in scoring overall, seventh in free throw percentage and 11th in 3-pointers made per game
- Has been team's top scorer six times – at Clemson, at UCLA, vs. East Carolina, Elon, at Vanderbilt, Missouri
- Handed out team-high assists five times – Ohio State, Arkansas, at Vanderbilt, Missouri, at Auburn
- Generated great offense at Auburn (Jan. 21) tying season high with five assists and swiping three steals to go with 13 points
- Tallied nine second-half points at #9/9 Kentucky (Jan. 14), converting a key three-point play late in the third quarter to give South Carolina its first lead of the game
- Scored eight points of 10-2 third-quarter run after #20/- Missouri (Jan. 10) opened the period on a 12-4 surge en route to game-high 19 points
- Powered team to win at Vanderbilt (Jan. 7) with seven of her season-high 22 points during 10-3 third-quarter run that put Gamecocks ahead for good, adding seven of fourth quarter's first eight points to hold off Commodores
- Hit a pair of 3s during a 20-2 run that opened the second quarter against Arkansas (Jan. 3)
- Had most efficient scoring game of the season vs. East Carolina (Dec. 20), hitting 5-of-9 field goals and 7-of-8

## 2015-16 Game-by-Game

Opponent	Date	GS	MIN	FG-A	3FG-A	FTA	Reb	A	TO	B	S	TP
Ohio State	11/13	*	32	6-12	2-4	1-2	1-2-3	3	8	1	4	15
UNCG	11/15	*	23	3-11	2-7	2-2	0-2-2	5	1	0	2	10
at Clemson	11/18	*	25	6-12	4-7	2-4	3-2-5	0	1	0	4	18
at UCLA	11/22	*	34	5-12	1-5	6-6	2-3-5	2	6	0	1	17
vs. Arizona State	11/27	*	36	2-7	0-3	2-2	0-1-1	1	2	0	2	6
vs. CSUB	11/28	*	32	3-9	0-2	7-8	0-1-1	1	1	0	0	13
vs. Hawaii	11/29	*	29	5-10	2-5	2-2	1-1-2	2	3	0	0	14
Duke	12/6	*	35	3-13	1-5	5-6	2-2-4	2	3	1	0	12
Winthrop	12/13	*	22	4-8	3-6	1-2	1-4-5	3	4	0	1	12
Hampton	12/16	*	29	4-11	3-6	6-8	4-2-6	2	0	0	1	17
vs. East Carolina	12/20	*	24	5-9	1-3	7-8	0-1-1	3	1	0	2	18
Elon	12/22	*	34	7-15	3-6	1-1	2-2-4	2	1	1	1	18
Arkansas	1/3	*	26	4-9	2-5	2-3	0-3-3	4	3	0	2	12
at Vanderbilt	1/7	*	34	8-15	3-6	3-6	1-1-2	5	2	0	2	22
Missouri	1/10	*	31	5-12	1-5	8-9	0-2-2	2	2	0	3	19
at Kentucky	1/14	*	31	5-13	1-5	5-5	1-1-2	2	2	0	1	16
Texas A&M	1/17	*	40	4-13	1-5	2-5	2-2-4	2	3	0	4	11
at Auburn	1/21	*	24	4-10	1-3	4-4	1-0-1	5	1	0	3	13

free throws on her way to a game-high 18 points

- Sparked South Carolina's offense in the second half against Hampton (Dec. 16), tallying nine points over the first four minutes of the half and finishing 4-of-4 from the field in the final 20 minutes
- Scored 10 of her 14 points at Hawaii (Nov. 28) in the first half on 4-of-7 shooting (.571), including the first five points of the second quarter
- Netted four of her 17 points at UCLA (Nov. 22) during 10-4 run over final 4:05 to deliver the win
- Looked sharp in win at Clemson (Nov. 18), shooting 50.0 percent from the field with a team-high 18 points, including four 3-pointers, and swiped four steals for second time in three games
- Scored 10 points in the first half against #6/10 Ohio State (Nov. 13)

## SEC Career Highs

Pts	.....25 vs. Georgia, 2/27/14
Rebs	.....11, 2x, last at Arkansas, 1/2/14
Blks	.....3 at Arkansas, 2/19/15
Stls	.....6 at Auburn, 1/12/14
Assts	.....8, 2x, last vs. Ole Miss, 1/30/14
Min	.....40 vs. Texas A&M, 1/17/16

## Career Stats at South Carolina

Year	GP	GS	Min	Avg	FG	FGA	Pct	3FG	FGA	Pct	FT	FIA	Pct	Off	Def	Tot	Avg	PF	FO	A	TO	Blk	Stl	Pts	Avg
2012-13	33	30	927	28.1	107	282	.379	22	60	.367	68	111	.613	60	109	169	5.1	64	1	43	82	4	44	304	9.2
2013-14	34	34	1066	31.4	165	335	.493	40	74	.541	157	198	.793	41	149	190	5.6	63	0	118	97	8	62	527	15.5
2014-15	37	37	1106	29.9	189	378	.500	57	137	.416	98	117	.838	28	87	115	3.1	64	1	106	82	11	65	533	14.4
2015-16	18	18	541	30.1	83	201	.413	31	88	.352	66	83	.795	21	32	53	2.9	30	0	46	44	3	33	263	14.6
<b>Career</b>	<b>122</b>	<b>119</b>	<b>3640</b>	<b>29.8</b>	<b>544</b>	<b>1196</b>	<b>.455</b>	<b>150</b>	<b>359</b>	<b>.418</b>	<b>389</b>	<b>509</b>	<b>.764</b>	<b>150</b>	<b>377</b>	<b>527</b>	<b>4.3</b>	<b>221</b>	<b>2</b>	<b>313</b>	<b>305</b>	<b>26</b>	<b>204</b>	<b>1627</b>	<b>13.3</b>



# #23

# TINA ROY

5-11 • Sr. • G • Kaplan, La. • Kaplan  
Major: Retail Management



### Career Highlights

Two-time SEC Academic Honor Roll

### 2015-16

- Selected team captain
- Has played in every game, starting 10
- Leads the SEC in 3-pointers per game (3.3) and in 3-point percentage (.476) in league play and 26th in scoring (10.2)
- Ranks third in SEC in 3-point percentage overall and fourth in 3s made per game (2.1)
- Has led the team in scoring twice – at UCLA, vs. Arkansas
- Dished out a team-high assists five times – UNCG, at UCLA, vs. Arizona State, Missouri, at Kentucky
- Helped spark an 18-0 run in the second quarter at Auburn (Jan. 21) with a pair of 3-pointers in a 2:00 span, the second of which gave team a lead it never relinquished
- Knocked down two of her four 3-pointers in a span of 97 seconds late in the third quarter at #9/9 Kentucky (Jan. 14) to help the Gamecocks stay within three of the lead
- Hit three of her four 3-pointers at Vanderbilt (Jan. 7) in the second half, including one at the end of the third quarter to put Gamecocks in front going into the fourth and another late in the fourth after Commodores pulled within three
- Buried back-to-back 3s as part of 20-2 run to open the second quarter against Arkansas (Jan. 3), finishing with career-best seven 3-pointers to tie the South Carolina record against an SEC opponent
- Went 3-of-3 from the behind the arc against Elon (Dec. 22), netting at least three 3s for the third time this season
- Matched her career high with five 3s at UCLA (Nov. 22), including one to open the fourth quarter to launch the Gamecocks' 23-17 final period to overcome a three-point deficit
- Hit a clutch 3 in the third quarter against #6/10 Ohio State (Nov. 13), tying the game as part of an 8-2 run to close the period

### 2015-16 Game-by-Game

Opponent	Date	GS	MIN	FG-A	3FG-A	FT-A	Reb	A	TO	B	S	TP
Ohio State	11/13	*	23	1-6	1-6	0-0	0-1-1	1	1	0	0	3
UNCG	11/15	*	19	3-8	3-8	0-0	0-0-0	6	0	0	0	9
at Clemson	11/18	*	22	1-6	1-6	0-0	0-1-1	1	0	0	1	3
at UCLA	11/22	*	37	6-14	5-11	0-0	0-3-3	4	2	0	0	17
vs. Arizona State	11/27	*	22	1-7	1-3	0-0	0-2-2	3	2	1	0	3
vs. CSUB	11/28	*	21	1-4	1-4	0-0	1-4-5	3	0	0	0	3
vs. Hawaii	11/29	*	9	0-1	0-1	0-0	0-0-0	2	0	0	1	0
Duke	12/6	*	16	1-3	1-2	0-0	0-1-1	2	1	0	1	3
Winthrop	12/13	*	11	1-6	1-6	0-0	0-0-0	3	0	0	0	3
Hampton	12/16		24	0-3	0-2	0-0	0-3-3	3	1	0	0	0
vs. East Carolina	12/20		12	1-5	1-4	0-0	1-2-3	0	2	0	0	3
Elon	12/22		11	3-3	3-3	0-0	0-0-0	1	0	0	0	9
Arkansas	1/3	*	29	7-13	7-12	0-0	0-1-1	3	0	0	1	21
at Vanderbilt	1/7		20	4-8	4-6	1-2	0-1-1	1	2	0	1	13
Missouri	1/10		16	1-5	1-5	0-3	0-2-2	2	2	0	0	3
at Kentucky	1/14		35	4-11	4-9	0-0	1-2-3	4	2	0	1	12
Texas A&M	1/17		13	0-3	0-3	0-0	0-2-2	1	0	0	0	0
at Auburn	1/21		20	4-7	4-7	0-0	0-0-0	2	0	0	0	12

### Career Stats at South Carolina

Year	GP	GS	Min	Avg	FG	FGA	Pct	3FG	FGA	Pct	FT	FTA	Pct	Off	Def	Tot	Avg	PF	FO	A	TO	Blk	Stl	Pts	Avg
2011-12	34	0	383	11.3	53	181	.293	32	127	.252	10	22	.455	20	29	49	1.4	20	0	10	15	1	9	148	4.4
2012-13	— Did Not Play —																								
2013-14	34	1	553	16.3	44	146	.301	20	86	.233	14	23	.609	13	56	69	2.0	19	0	48	23	9	6	122	3.6
2014-15	36	0	568	15.8	59	152	.388	46	119	.387	2	5	.400	8	59	67	1.9	19	0	78	34	5	7	166	4.6
2015-16	18	10	360	20.0	39	113	.345	38	98	.388	1	5	.200	3	25	28	1.6	8	0	42	15	1	6	117	6.5
<b>Career</b>	<b>122</b>	<b>11</b>	<b>1864</b>	<b>15.3</b>	<b>195</b>	<b>592</b>	<b>.329</b>	<b>136</b>	<b>430</b>	<b>.316</b>	<b>27</b>	<b>55</b>	<b>.491</b>	<b>44</b>	<b>169</b>	<b>213</b>	<b>1.8</b>	<b>66</b>	<b>0</b>	<b>178</b>	<b>87</b>	<b>16</b>	<b>28</b>	<b>553</b>	<b>4.5</b>

### Miscellaneous

	Season	Career
10+ Points	5	17
5+ Assists	0	5
Tm-High Points	2	4
Tm-High Assists	5	15

### Career Highs

Pts	.....21 vs. Arkansas, 1/3/16
Rebs	.....8 at Mississippi State, 2/6/14
Blks	.....2 at Mississippi State, 2/6/14
Stls	.....3 vs. Southern Cal, 11/15/14
Assts	.....10 vs. Savannah State, 12/14/14
Min	.....37 at UCLA, 11/22/15

### 2015-16 Highs

Pts	.....21 vs. Arkansas, 1/3
Rebs	.....5 vs. CSU Bakersfield, 11/28
Blks	.....1 vs. Arizona State, 11/27
Stls	.....1, 6x, last at Kentucky, 1/14
Assts	.....6 vs. UNCG, 11/15
Min	.....37 at UCLA, 11/22

### SEC Career Highs

Pts	.....21 vs. Arkansas, 1/3/16
Rebs	.....8 at Mississippi State, 2/6/14
Blks	.....2 at Mississippi State, 2/6/14
Stls	.....1, 10x, last at Kentucky, 1/14/16
Assts	.....4, 4x, last at Kentucky, 1/14/16
Min	.....35 at Kentucky, 1/14/16



# KHADIJAH SESSIONS

5-8 • Sr. • G • Myrtle Beach, S.C. • Myrtle Beach  
Major: Hotel, Restaurant, Tourism Management



## Career Highlights

Three-time SEC Academic Honor Roll | 2012 SCBA Class 4A Player of the Year  
2012 Parade All-America (HS)

## 2015-16

- Selected team captain
- Has started every game
- Ranks seventh in the SEC in steals (2.3) in league play and eighth overall (2.1)
- Has led the team in assists six times – Ohio State, at Clemson, at Hawaii, Winthrop, Elon, Arkansas – and handed out five or more assists twice this season
- Shooting 57.7 percent from the field in SEC play, including 6-of-10 from 3-point range, to average 7.8 points
- Managed the game at Auburn (Jan. 21) well and provided great ball pressure is help Tigers shoot just 12.5 percent in the second quarter
- Bounced back from early thigh contusion against #15/11 Texas A&M (Jan. 17) to swipe two of her four steals in the final 5:12 then sink the game-winning free throw with less than a second to play
- Scored five of her eight points against #9/9 Kentucky (Jan. 14) in the fourth quarter, scoring four points of a 6-0 run that brought Gamecocks within one late in the third quarter then knocking down a fourth-quarter 3-pointer as part of the 15-2 run that won the game
- Great ball pressure against #20/- Missouri (Jan. 10) helped harass Tigers into 20 turnovers
- Hit a pair of clutch fourth-quarter 3-pointers at Vanderbilt (Jan. 7), the first coming in a one-point game with 4:00 to play and the second after Dores drew within three inside 2:00 remaining
- Was critical to 20-2 run that opened second quarter against Arkansas (Jan. 3), making two key defensive plays and handing out assists on two of the three 3-pointers that launched the surge
- Served as a catalyst for the South Carolina offense against Winthrop (Dec. 13), dishing out six assists
- Matched career highs in steals (4) and minutes played (37) against #14/13 Duke (Dec. 6), picking up last two steals in final 5:03 to spark 15-5 run that turned one-point deficit into victory
- At Rainbow Wahine Showdown, averaged 8.3 points on 56.3 percent shooting (9-of-16) to go with eight steals
- Scored in double figures for second time this season with 11 at Hawaii (Nov. 29) all in the second half, including nine during a 17-6 run to close the third quarter after UH had closed within five points
- Grabbed three offensive rebounds against #16/18 Arizona State (Nov. 27)
- Swiped four steals against #6/10 Ohio State (Nov. 13) and applied pressure to the Buckeyes' defense early with strong drives to the basket

## 2015-16 Game-by-Game

Opponent	Date	GS	MIN	FG-A	3FG-A	FTA	Reb	A	TO	B	S	TP
Ohio State	11/13	*	36	3-8	0-0	6-8	0-3-3	3	3	0	4	12
UNCG	11/15	*	18	1-2	0-0	0-0	0-1-1	4	0	0	2	2
at Clemson	11/18	*	19	0-1	0-1	0-0	0-2-2	5	1	0	1	0
at UCLA	11/22	*	23	0-1	0-1	0-0	1-4-5	1	4	0	0	0
vs. Arizona State	11/27	*	30	2-7	0-2	2-2	3-0-3	0	1	0	2	6
vs. CSUB	11/28	*	26	3-4	0-0	2-3	1-0-1	1	0	0	2	8
vs. Hawaii	11/29	*	21	4-5	1-2	2-2	1-3-4	4	1	0	4	11
Duke	12/6	*	37	2-4	0-1	1-6	2-3-5	1	1	0	4	5
Winthrop	12/13	*	15	2-3	0-1	0-0	0-1-1	6	1	0	1	4
Hampton	12/16	*	17	2-3	1-1	0-0	0-4-4	2	3	0	0	5
vs. East Carolina	12/20	*	22	1-5	0-2	3-4	0-2-2	3	2	0	1	5
Elon	12/22	*	24	2-4	1-2	1-2	1-1-2	4	1	0	2	6
Arkansas	1/3	*	25	3-4	1-1	0-0	1-2-3	4	1	1	3	7
at Vanderbilt	1/7	*	30	3-5	2-3	2-3	3-1-4	0	0	0	3	10
Missouri	1/10	*	23	2-6	1-2	4-4	0-0-0	1	0	0	1	9
at Kentucky	1/14	*	29	3-5	1-1	1-3	1-0-1	3	2	0	0	8
Texas A&M	1/17	*	34	3-5	0-2	2-4	0-2-2	2	2	0	4	8
at Auburn	1/21	*	26	1-1	1-1	2-2	0-3-3	1	3	0	3	5

## Miscellaneous

	Season	Career
10+ Points	3	23
5+ Assists	2	12
Tm-High Points	0	3
Tm-High Assists	6	28

## Career Highs

Pts	19 vs. Auburn, 2/3/13
Rebs	6 vs. Clemson, 11/20/14
Blks	1, 9x, last vs. Arkansas, 1/3/16
Stls	4, 14x, last vs. Texas A&M, 1/17/16
Assts	8 vs. NC Central, 12/1/14
Min	37, 2x, last vs. Duke, 12/6/15

## 2015-16 Highs

Pts	12 vs. Ohio State, 11/13
Rebs	5, 2x, last vs. Duke, 12/6
Blks	1 vs. Arkansas, 1/3
Stls	4, 4x, last vs. Texas A&M, 1/17
Assts	6 vs. Winthrop, 12/13
Min	37 vs. Duke, 12/6

## SEC Career Highs

Pts	19 vs. Auburn, 2/3/13
Rebs	5, 4x, last at Arkansas, 2/19/15
Blks	1, 3x, last vs. Arkansas, 1/3/16
Stls	4, 6x, last vs. Texas A&M, 1/17/16
Assts	7 at Arkansas, 2/19/15
Min	35 at Missouri, 2/28/13

## Career Stats at South Carolina

Year	GP	GS	Min	Avg	FG	FGA	Pct	3FG	FGA	Pct	FT	FTA	Pct	Off	Def	Tot	Avg	PF	FO	A	TO	Blk	Stl	Pts	Avg
2012-13	33	3	570	17.3	53	151	.351	13	54	.241	72	109	.661	22	24	46	1.4	43	0	36	49	3	21	191	5.8
2013-14	29	26	761	26.2	58	159	.365	18	59	.305	74	109	.679	9	38	47	1.6	60	0	77	45	1	28	208	7.2
2014-15	37	36	814	22.0	59	147	.401	20	64	.313	27	51	.529	26	63	89	2.4	63	0	105	49	4	68	165	4.5
2015-16	18	18	455	25.3	37	73	.507	9	23	.391	28	43	.651	14	32	46	2.6	41	0	45	26	1	37	111	6.2
<b>Career</b>	<b>117</b>	<b>83</b>	<b>2600</b>	<b>22.2</b>	<b>207</b>	<b>530</b>	<b>.391</b>	<b>60</b>	<b>200</b>	<b>.300</b>	<b>201</b>	<b>306</b>	<b>.657</b>	<b>71</b>	<b>157</b>	<b>228</b>	<b>2.0</b>	<b>207</b>	<b>0</b>	<b>263</b>	<b>169</b>	<b>9</b>	<b>154</b>	<b>675</b>	<b>5.8</b>



# #40 JATARIE WHITE

6-4 • So. • F • Charlotte, N.C. • Providence Day  
Major: Public Relations/Advertising



### Career Highlights

2014 McDonald's All-America | Charlotte Observer Player of the Year (2013, 2014)  
2014 WBCA All-America | North Carolina Miss Basketball (2013, 2014)

### 2015-16

- Has seen time in every game
- Led the team in rebounding once – at Clemson
- Showed better poise inside at Auburn (Jan. 21) for nine points in SEC career-high tying 21 minutes
- Reached double figures for the second time this season against #20/- Missouri (Jan. 10), pouring in an SEC career-high 11 points
- Great offensive game against East Carolina (Dec. 20) with career-high 14 points on 5-of-8 shooting
- Scored all of her eight points against Hampton (Dec. 16) in the second half, shooting 3-of-5 from the field and grabbing five her seven rebounds in the final 20 minutes as well
- Notched career highs in rebounds (9) and blocks (4) in 18 minutes of action against Winthrop (Dec. 13)
- Played 19 minutes against #14/13 Duke (Dec. 6), finishing with five rebounds
- Grabbed five rebounds in just 11 minutes of action against CSU Bakersfield (Nov. 27)
- Started the second half at Clemson (Nov. 18) and was key part of 19-5 third-quarter run that broke open the game ... tied for team-high honors with six rebounds
- Great contributions against #6/10 Ohio State (Nov. 13), beyond the four points, three rebounds and two assists in the box score

### Miscellaneous

	Season	Career
<b>10+ Points</b>	2	4
<b>10+ Rebounds</b>	0	0
<b>Tm-High Points</b>	0	0
<b>Tm-High Rebs.</b>	1	1

### Career Highs

**Pts** ..... 14 vs. East Carolina, 12/20/15  
**Rebs**.....9 vs. Winthrop, 12/13/15  
**Blks** .....4 vs. Winthrop, 12/13/15  
**Stls**.....2 vs. Syracuse, 3/22/15  
**Assts** ..... 2, 4x, last at Clemson, 11/18/15  
**Min**.....22 vs. San Diego St., 11/23/14

### 2015-16 Highs

**Pts** ..... 14 vs. East Carolina, 12/20  
**Rebs**.....9 vs. Winthrop, 12/13  
**Blks** .....4 vs. Winthrop, 12/13  
**Stls**.....1, 3x, last vs. Missouri, 1/10  
**Assts** .....2, 2x, last at Clemson, 11/18  
**Min**.....21, 2x, last at Auburn, 1/21

### SEC Career Highs

**Pts** ..... 11 v. Missouri, 1/10/16  
**Rebs**.....7 at Georgia, 2/5/15  
**Blks** .....2 at Georgia, 2/5/15  
**Stls**.....1, 2x, last vs. Missouri, 1/10/16  
**Assts** .....2 vs. LSU, 2/12/15  
**Min**.....21, 2x, last at Auburn, 1/21/16

### 2015-16 Game-by-Game

Opponent	Date	GS	MIN	FG-A	3FG-A	FT-A	Reb	A	TO	B	S	TP
Ohio State	11/13		15	1-3	0-0	2-3	1-2-3	2	0	0	0	4
UNCG	11/15		13	2-4	0-0	1-2	0-3-3	1	0	1	0	5
at Clemson	11/18		18	1-4	0-0	1-2	4-2-6	2	0	1	0	3
at UCLA	11/22		12	0-2	0-0	2-2	0-2-2	0	0	0	0	2
vs. Arizona State	11/27		12	0-2	0-0	0-0	1-1-2	0	1	0	0	0
vs. CSUB	11/28		11	1-2	0-0	0-2	1-4-5	1	0	1	0	2
vs. Hawaii	11/29		14	0-2	0-0	0-0	0-2-2	1	1	0	0	0
Duke	12/6		19	0-3	0-0	0-0	1-4-5	1	2	0	1	0
Winthrop	12/13		18	2-2	0-0	0-0	1-8-9	1	0	4	1	4
Hampton	12/16		21	3-8	0-0	2-2	2-5-7	0	4	1	0	8
vs. East Carolina	12/20		19	5-8	0-1	4-6	1-3-4	0	0	0	0	14
Elon	12/22		14	1-7	0-0	0-0	0-2-2	0	0	0	0	2
Arkansas	1/3		18	0-5	0-0	1-2	2-3-5	1	1	0	0	1
at Vanderbilt	1/7		18	0-0	0-0	2-4	0-2-2	0	0	0	0	2
Missouri	1/10		18	3-5	0-1	5-6	3-1-4	0	1	0	1	11
at Kentucky	1/14		7	0-1	0-0	0-0	2-3-5	0	2	1	0	0
Texas A&M	1/17		5	0-0	0-0	0-0	0-0-0	0	1	1	0	0
at Auburn	1/21		21	4-7	0-1	1-2	1-1-2	0	0	0	0	9

### Career Stats at South Carolina

Year	GP	GS	Min	Avg	FG	FGA	Pct	3FG	FGA	Pct	FT	FTA	Pct	Off	Def	Tot	Avg	PF	FO	A	TO	Blk	Stl	Pts	Avg
2014-15	20	0	184	9.2	20	49	.408	0	0	—	9	14	.643	16	28	44	2.2	20	0	7	14	5	7	49	2.5
2015-16	18	0	273	15.2	23	65	.354	0	3	.000	21	33	.636	20	48	68	3.8	36	0	10	13	10	3	67	3.7
<b>Career</b>	<b>38</b>	<b>0</b>	<b>457</b>	<b>12.0</b>	<b>43</b>	<b>114</b>	<b>.377</b>	<b>0</b>	<b>3</b>	<b>.000</b>	<b>30</b>	<b>47</b>	<b>.638</b>	<b>36</b>	<b>76</b>	<b>112</b>	<b>3.0</b>	<b>56</b>	<b>0</b>	<b>17</b>	<b>27</b>	<b>15</b>	<b>10</b>	<b>116</b>	<b>3.1</b>





# #22

# A'JA WILSON

6-5 • So. • F • Hopkins, S.C. • Heathwood Hall  
Major: Broadcasting



### Career Highlights

Wooden Award Midseason Top 20 (2015-16)	2015 All-America Honorable Mention (WBCA)
Naismith Early Season Watch List (2015-16)	2015 WBCA All-Region 3
USBWA Ann Meyers Drysdale Award Watch List (2015-16)	2015 SEC Freshman of the Year (Coaches, AP)
2015 USA Basketball Female Athlete of the Year	2015 All-SEC First Team (Coaches, AP)
2015 Rainbow Wahine Showdown Tournament MVP	2015 SEC All-Freshman Team
Three-time SEC Player of the Week	USBWA National Freshman of the Week (Dec. 1-7)
Preseason All-America Second Team (Lindy's, SI, ESPN)	Five-time SEC Freshman of the Week
Preseason All-America Honorable Mention (AP)	2014 National High School Player of the Year (WBCA, Naismith, Parade)
Preseason All-SEC First Team (Media, Coaches)	2014 McDonald's and Parade (HS) All-America
2015 All-America Third Team (AP)	Three-time SCISA Player of the Year

### Miscellaneous

	Season	Career
<b>Double-Double</b>	9	14
<b>20+ Points</b>	5	10
<b>10+ Points</b>	14	43
<b>10+ Rebounds</b>	9	14
<b>5+ Blocks</b>	4	5
<b>Tim-High Points</b>	8	23
<b>Tim-High Rebs.</b>	8	17

### 2015-16

- Leads team in scoring and is second in rebounding
- Ranks 20th in the nation in double-doubles and is sixth in blocked shots per game (3.3), leading SEC in both
- Among SEC's top five in field goal percentage (3rd), rebounding (4th) and scoring (5th)
- Has led the team in scoring eight times – Ohio St., UNCG, vs. Arizona St., vs. CSUB, at Hawaii, Duke, at Ky., Texas A&M
- Team's top rebounder eight times – Ohio St., vs. Arizona St., vs. CSUB, at Hawaii, Duke, Elon, Ark., at Ky.
- Delivered second-straight 26-point, eight-block game adding eight rebounds against #15/11 Texas A&M (Jan. 17), scoring team's first six points of second half to reclaim lead and adding five during 1:12 span of fourth quarter
- Powered win at #9/9 Kentucky on both sides of the ball with six of her career-high eight blocked shots coming in the second half, along with 15 of her game-high 26 points, including eight points of the 15-2 fourth-quarter run that won the game
- Nearly got her double-double in the first half alone against #20/- Missouri (Jan. 10) to go along with career-high tying six blocks in the game
- Scored five straight points in 8-0 third-quarter run to break 41-41 tie against Elon (Dec. 22)
- Personal 6-0 run in fourth quarter against ECU (Dec. 20) set up sixth double-double of the season
- Scored career-high 28 points against #14/13 Duke (Dec. 6), including 20 in the second half and 12 of the team's 16 in the third quarter
- Named MVP of Rainbow Wahine Showdown, averaging 20.7 points on 65.0 percent shooting (26-of-40), 8.0 rebounds and 2.3 blocks, helping her to SEC co-Player of the Week honors as well (Nov. 24-30)

### Career Highs

<b>Pts</b> .....	28 vs. Duke, 12/6/15
<b>Rebs</b> .....	19 at Kentucky, 3/1/15
<b>Blks</b> .....	8, 2x, last vs. Texas A&M, 1/17/16
<b>Stls</b> .....	3, 4x, last vs. C. Michigan, 12/20/14
<b>Assts</b> .....	4 vs. CSU Bakersfield, 11/28/15
<b>Min</b> .....	38 vs. Texas A&M, 1/17/16

### 2015-16 Highs

<b>Pts</b> .....	28 vs. Duke, 12/6
<b>Rebs</b> .....	14 vs. Ohio State, 11/13
<b>Blks</b> .....	8, 2x, last vs. Texas A&M, 1/17
<b>Stls</b> .....	2, 3x, last vs. Missouri, 1/10
<b>Assts</b> .....	4 vs. CSU Bakersfield, 11/28
<b>Min</b> .....	38 vs. Texas A&M, 1/17

### SEC Career Highs

<b>Pts</b> .....	26, 2x, last at Kentucky, 1/14/16
<b>Rebs</b> .....	19 at Kentucky, 3/1/15
<b>Blks</b> .....	8, 2x, last vs. Texas A&M, 1/17/16
<b>Stls</b> .....	2, 2x, last vs. Missouri, 1/10/16
<b>Assts</b> .....	3, 2x, last vs. Alabama, 1/29/15
<b>Min</b> .....	38 vs. Texas A&M, 1/17/16

### 2015-16 Game-by-Game

Opponent	Date	GS	MIN	FG-A	3FG-A	FT-A	Reb	A	TO	B	S	TP
Ohio State	11/13	*	21	8-18	0-0	4-4	5-9-14	0	0	2	0	20
UNCG	11/15	*	17	9-14	0-0	1-2	6-4-10	1	2	6	2	19
at Clemson	11/18	*	21	3-10	0-0	1-4	1-4-5	0	0	3	0	7
at UCLA	11/22	*	30	4-9	0-0	3-5	2-8-10	3	2	4	1	11
vs. Arizona State	11/27	*	28	8-11	0-0	2-2	2-9-11	1	6	1	2	18
vs. CSUB	11/28	*	31	10-14	0-0	6-9	2-6-8	4	0	4	0	26
vs. Hawaii	11/29	*	27	8-15	0-0	2-2	2-3-5	0	1	2	0	18
Duke	12/6	*	32	10-19	0-0	8-10	6-5-11	2	3	3	1	28
Winthrop						— DNP —						
Hampton						— DNP —						
vs. East Carolina	12/20	*	22	7-10	0-0	1-1	3-7-10	0	2	2	1	15
Elon	12/22	*	25	5-12	0-0	2-5	2-6-8	2	1	3	1	12
Arkansas	1/3	*	25	7-12	0-0	0-1	4-6-10	1	2	0	0	14
at Vanderbilt	1/7	*	24	1-3	0-0	2-4	0-6-6	2	1	0	0	4
Missouri	1/10	*	27	3-10	0-0	5-6	2-9-11	1	0	6	2	11
at Kentucky	1/14	*	32	11-16	0-0	4-9	6-7-13	2	2	8	1	26
Texas A&M	1/17	*	38	11-19	0-0	4-6	2-6-8	1	4	8	0	26
at Auburn	1/21	*	17	4-7	0-0	3-4	2-4-6	2	1	0	0	11

- Tallied 26 points against CSUB (Nov. 28), including 16 in second half to break open eight-point game at halftime
- Grabbed three of her fourth-quarter rebounds in the final seven seconds of a tie game, including two offensive, getting fouled on the final one and hitting the resulting two free throws with 0.6 seconds to deliver the win over #16/18 Arizona State (Nov. 27)
- Hit from the left block to launch a 10-4 run that broke a 58-58 tie with 3:50 left to play and put the Gamecocks up for good at UCLA (Nov. 22)
- Tied her career high with six blocks against UNCG (Nov. 15), while posting her second double-double in as many games (19 pts/10 rebs)
- Scored 12 of her team-high 20 points against #6/10 Ohio State (Nov. 13) in the fourth quarter, including six of the team's 10 points in the final 2:35 to deliver the victory

### Career Stats at South Carolina

Year	GP	GS	Min	Avg	FG	FGA	Pct	3FG	FGA	Pct	FT	FTA	Pct	Off	Def	Tot	Avg	PF	FO	A	TO	Blk	Stl	Pts	Avg
2014-15	37	1	734	19.8	177	329	.538	1	3	.333	131	198	.662	78	165	243	6.6	72	1	37	62	65	32	486	13.1
2015-16	16	16	417	26.1	109	199	.548	0	0	—	48	74	.649	47	99	146	9.2	37	1	22	27	52	11	266	16.6
<b>Career</b>	<b>53</b>	<b>17</b>	<b>1151</b>	<b>21.7</b>	<b>286</b>	<b>528</b>	<b>.542</b>	<b>1</b>	<b>3</b>	<b>.333</b>	<b>179</b>	<b>272</b>	<b>.658</b>	<b>125</b>	<b>264</b>	<b>389</b>	<b>7.3</b>	<b>109</b>	<b>2</b>	<b>59</b>	<b>89</b>	<b>117</b>	<b>43</b>	<b>752</b>	<b>14.2</b>



Official Basketball Box Score - Game Totals - Final Statistics  
**#6/10 Ohio State vs South Carolina**  
 11/13/15 7 p.m. at Columbia, S.C./Colonial Life Arena



**#6/10 Ohio State 80 • 0-1**

#	Player	Total			3-Ptr			Rebounds			PF	TP	A	TO	Blk	Stl	Min
		FG	FGA	FT	FTA	FG	FGA	FT	FTA	Off							
22	Alexa Hart	f	1-5	0-0	0-0	4	1	5	3	2	0	0	2	0	0	19	
32	Shayla Cooper	f	2-17	0-4	0-0	3	12	15	5	4	1	8	0	2	33		
03	Kelsey Mitchell	g	10-24	4-9	12-13	0	2	2	4	36	1	3	3	0	38		
13	Cam Craft	g	1-3	0-1	3-4	1	0	1	3	5	0	2	1	5	31		
14	Ameryst Alston	g	8-19	4-5	3-3	0	3	3	2	23	0	1	1	2	38		
12	Kianna Holland	g	2-4	1-3	0-0	0	0	0	3	5	0	0	0	0	8		
20	Asia Doss	g	1-2	1-1	0-0	0	0	0	1	3	1	1	0	1	5		
21	Lisa Blair	g	1-3	0-0	0-0	5	3	8	4	2	0	2	2	1	12		
24	Makayla Waterman	g	0-3	0-0	0-0	2	1	3	3	0	0	1	1	2	13		
34	Theresa Ekhelar	g	0-0	0-0	0-0	0	0	0	1	0	0	0	0	0	3		
Team						3	2	5									
Totals			26-80	10-23	18-20	18	24	42	29	80	3	18	10	13	200		

1st - FG %: 8-21 38.1% 2nd: 8-18 44.4% 3rd: 6-23 26.1% 4th: 4-18 22.2% Game: 26-80 32.5% Deadball Rebounds 1,1  
 3FG %: 5-8 62.5% 1-7 14.3% 2-5 40.0% 10-23 43.5%  
 FT %: 5-5 100.0% 2-2 100.0% 8-10 80.0% 18-20 90.0%

**South Carolina 88 • 1-0**

#	Player	Total			3-Ptr			Rebounds			PF	TP	A	TO	Blk	Stl	Min
		FG	FGA	FT	FTA	FG	FGA	FT	FTA	Off							
22	WILSON, A'ja	f	8-18	0-0	4-4	5	9	14	0	20	0	0	2	0	21		
24	IMOVBIQH, Sarah	f	4-5	0-0	0-2	3	7	10	3	8	0	1	0	0	16		
05	SESSIONS, Khadijah	g	3-8	0-0	6-8	0	3	3	4	12	3	3	0	4	36		
23	ROY, Tina	g	1-6	1-6	0-0	0	1	1	2	3	1	1	0	0	23		
25	MITCHELL, Tiffany	g	6-12	2-4	1-2	1	2	3	4	15	3	8	1	4	32		
00	COLLEY, Shay	g	0-0	0-0	0-0	0	0	0	3	0	1	0	0	0	6		
01	CUEVAS, Bianca	g	1-5	0-1	3-4	0	0	0	2	5	1	1	0	0	8		
03	DUCKETT, Kaydra	g	0-1	0-0	0-0	0	0	0	1	0	0	0	0	0	3		
31	DOZIER, Asia	g	1-2	0-0	2-2	0	0	0	0	4	1	2	0	0	12		
40	WHITE, Jatarie	g	1-3	0-0	2-3	1	2	3	0	4	2	0	0	0	15		
41	COATES, Alaina	g	6-9	0-0	5-10	4	9	13	1	17	0	3	3	1	28		
Team						2	2	4									
Totals			31-69	3-11	23-35	16	35	51	20	88	11	20	6	9	200		

1st - FG %: 9-19 47.4% 2nd: 4-12 33.3% 3rd: 6-17 35.3% 4th: 12-21 57.1% Game: 31-69 44.9% Deadball Rebounds 9,2  
 3FG %: 1-3 33.3% 0-2 0.0% 2-4 50.0% 0-2 0.0% 3-11 27.3%  
 FT %: 11-14 78.6% 7-12 58.3% 5-7 71.4% 0-2 0.0%

Officials: Beverly Roberts, Mark Zentz, Kevin Pethel  
 Technical fouls: #6/10 Ohio State-None. South Carolina-None.  
 Attendance: 16815

Score by periods	1st	2nd	3rd	4th	Total
#6/10 Ohio State	26	21	15	18	80
South Carolina	30	15	19	24	88

Points	In	Off	2nd	Fast	Bench
OSU	Paint	T/O	Chance	Break	
SC	52	20	21	16	30

Last FG - OSU 4th-02:35, SC 4th-00:08.  
 Largest lead - OSU by 6 3rd-08:26, SC by 15 1st-03:56.  
 OSU led for 08:14. SC led for 28:41. Game was tied for 03:05.  
 Score tied - 6 times.  
 Lead changed - 6 times.



Official Basketball Box Score - Game Totals - Final Statistics  
**UNCG vs South Carolina**  
 11/15/15 3 p.m. at Columbia, S.C./Colonial Life Arena



**UNCG 44 • 1-1**

#	Player	Total			3-Ptr			Rebounds			PF	TP	A	TO	Blk	Stl	Min
		FG	FGA	FT	FTA	FG	FGA	FT	FTA	Off							
15	Jade Scaife	f	2-5	0-0	0-1	0	2	2	3	4	0	2	1	1	26		
22	India Timpton	f	0-6	0-0	0-0	4	2	6	4	0	0	5	0	1	27		
44	Mariah Wilson	c	1-3	0-0	0-1	2	3	5	3	2	0	1	1	2	21		
03	Jazzmine Missouri	g	2-5	1-2	2-2	1	1	2	0	7	1	3	0	0	21		
12	Lucy Mason	g	7-20	1-5	5-6	0	2	2	2	20	1	3	0	2	40		
00	Ashley Bearden	g	0-0	0-0	0-0	0	0	0	0	1	0	0	0	0	6		
01	Keli Foster	g	0-1	0-0	0-0	0	1	1	1	0	0	2	0	0	6		
10	Gena Penick	g	0-1	0-0	0-0	1	0	1	4	0	0	1	0	0	3		
14	Bailey Williams	g	0-1	0-1	1-2	0	0	0	1	1	2	3	0	0	10		
21	Medena Bartley	g	0-0	0-0	0-0	0	0	0	0	0	0	0	0	0	4		
23	Jayda Luckie	g	1-3	0-0	0-0	1	0	1	1	2	0	0	0	0	6		
25	Shanese Harris	g	3-17	1-5	1-2	3	3	6	1	8	0	1	0	0	30		
Team						3	7	10									
Totals			16-62	3-13	9-14	15	21	36	21	44	4	21	2	6	200		

1st - FG %: 5-12 41.7% 2nd: 4-14 28.6% 3rd: 3-17 17.6% 4th: 4-19 21.1% Game: 16-62 25.8% Deadball Rebounds 4,2  
 3FG %: 2-3 66.7% 0-2 0.0% 1-4 25.0% 0-4 0.0% 3-13 23.1%  
 FT %: 4-4 100.0% 1-3 33.3% 2-4 50.0% 2-3 66.7%

**South Carolina 92 • 2-0**

#	Player	Total			3-Ptr			Rebounds			PF	TP	A	TO	Blk	Stl	Min
		FG	FGA	FT	FTA	FG	FGA	FT	FTA	Off							
22	WILSON, A'ja	f	9-14	0-0	1-2	6	4	10	0	19	1	2	6	2	17		
41	COATES, Alaina	c	6-7	0-0	0-2	2	5	7	2	12	0	0	0	3	13		
05	SESSIONS, Khadijah	g	1-2	0-0	0-0	0	1	1	2	2	4	0	0	2	18		
23	ROY, Tina	g	3-8	3-8	0-0	0	0	0	0	9	6	0	0	0	19		
25	MITCHELL, Tiffany	g	3-11	2-7	2-2	0	2	2	2	10	5	1	0	2	23		
00	COLLEY, Shay	g	3-5	1-1	0-0	1	1	2	2	7	1	2	0	1	16		
01	CUEVAS, Bianca	g	2-4	1-3	6-8	0	2	1	1	11	1	3	0	2	19		
03	DUCKETT, Kaydra	g	0-0	0-0	0-0	0	1	1	0	0	0	1	1	0	10		
24	IMOVBIQH, Sarah	g	5-7	0-0	4-6	5	6	11	3	14	0	0	0	2	21		
31	DOZIER, Asia	g	1-4	1-4	0-0	0	2	2	2	3	6	0	0	0	26		
40	WHITE, Jatarie	g	2-4	0-0	1-2	0	3	3	0	5	1	0	1	0	13		
44	FARMER, India	g	0-1	0-1	0-0	0	1	1	0	0	0	0	2	0	5		
Team						1	4	5									
Totals			35-67	8-24	14-23	15	32	47	15	92	25	10	15	10	200		

1st - FG %: 11-18 61.1% 2nd: 9-19 47.4% 3rd: 12-19 63.2% 4th: 3-11 27.3% Game: 35-67 52.3% Deadball Rebounds 3  
 3FG %: 4-7 57.1% 1-3 33.3% 7-11 63.6% 0-1 0.0% 0-6 0.0% 8-24 33.3%  
 FT %: 1-3 33.3% 2-4 50.0%

Officials: Scott Yarbrough, Troy Winders, Nick Marshall  
 Technical fouls: UNCG-None. South Carolina-None.  
 Attendance: 13607

Score by periods	1st	2nd	3rd	4th	Total
UNCG	16	9	9	10	44
South Carolina	27	26	27	12	92

Points	In	Off	2nd	Fast	Bench
UNCG	Paint	T/O	Chance	Break	
SC	52	29	16	13	40

Last FG - UNCG 4th-00:55, SC 4th-02:39.  
 Largest lead - UNCG None, SC by 51 4th-03:32.  
 UNCG led for 00:00. SC led for 39:22. Game was tied for 00:34.  
 Score tied - 1 time.  
 Lead changed - 0 times.



Official Basketball Box Score - Game Totals - Final Statistics  
**South Carolina vs Clemson**  
 11/18/15 7:00 PM at Clemson, S.C.



**South Carolina 67 • 3-0**

#	Player	Total			3-Ptr			Rebounds			PF	TP	A	TO	Blk	Stl	Min
		FG	FGA	FT	FTA	FG	FGA	FT	FTA	Off							
22	WILSON, A'ja	f	3-10	0-0	1-4	1	4	5	3	7	0	0	3	0	21		
41	COATES, Alaina	c	4-7	0-0	2-4	5	1	6	3	10	1	2	2	1	22		
05	SESSIONS, Khadijah	g	0-1	0-1	0-0	0	2	2	0	5	1	0	1	0	19		
23	ROY, Tina	g	1-6	1-6	0-0	0	1	1	1	3	1	0	0	1	22		
25	MITCHELL, Tiffany	g	6-12	4-7	2-4	3	2	5	1	18	0	1	0	4	25		
00	COLLEY, Shay	g	0-3	0-1	5-6	2	1	3	0	5	2	0	0	1	16		
01	CUEVAS, Bianca	g	2-7	0-3	0-0	0	1	1	1	4	2	0	0	2	17		
24	IMOVBIQH, Sarah	g	3-4	0-0	3-8	4	2	6	1	9	0	0	0	2	19		
31	DOZIER, Asia	g	3-9	2-7	0-0	0	1	1	0	8	0	1	0	0	21		
40	WHITE, Jatarie	g	1-4	0-0	1-2	4	2	6	3	2	0	1	0	0			



Official Basketball Box Score -- Game Totals -- Final Statistics  
**#16/18 Arizona State vs South Carolina**  
 11/27/15 2:30pm HT at Honolulu, Oahu



**#16/18 Arizona State 58 • 1-2**

#	Player	Total		3-Ptr		Rebounds			PF	TP	A	TO	Blk	Stl	Min
		FG	FGA	FG	FGA	FT	FTA	Off							
21	Brunner, Sophie	f	1-6	0-0	4-6	3	7	10	1	6	2	6	0	3	29
22	Moos, Kelsey	f	2-5	0-0	1-2	2	0	2	1	5	0	1	0	0	18
24	Domstauder, Quinn	c	2-5	0-0	1-2	5	2	7	1	5	0	4	1	2	26
00	Hempen, Katie	g	4-10	4-7	0-0	1	4	5	2	12	2	3	0	3	29
23	Davis, Elisha	g	4-12	2-6	0-0	0	0	0	3	10	5	0	0	1	26
01	Hawkins, Arnecia	g	3-10	0-1	1-2	1	1	2	2	7	0	0	0	1	21
03	Haines, Sabrina	g	2-2	2-2	0-0	2	1	3	0	6	0	1	0	0	11
11	Amukamara, Peace	g	2-4	0-1	1-2	0	4	4	4	5	1	3	0	0	17
33	Johnson-Chapman, Cha	g	0-0	0-0	0-0	0	0	0	0	0	0	0	0	0	1
42	Ibis, Kianna	g	0-2	0-1	0-0	0	0	0	0	0	0	0	0	0	4
43	Normen, Eliza	g	1-5	0-2	0-0	0	2	2	1	2	0	1	0	1	18
Team						2	2	4							
Totals			21-61	8-20	8-14	16	23	39	15	58	10	19	1	11	200

1st FG %:	7-16	43.8%	2nd:	5-15	33.3%	3rd:	3-13	23.1%	4th:	6-17	35.3%	Game:	21-61	34.4%	Deadball	
3FG %:	2-6	33.3%	2-5	40.0%	2-5	40.0%	2-5	40.0%	2-4	50.0%	8-20	40.0%	Rebounds			
FT %:	1-2	50.0%	4-8	50.0%	1-2	50.0%	1-2	50.0%	2-2	100.0%	8-14	57.1%	2			

**South Carolina 60 • 5-0**

#	Player	Total		3-Ptr		Rebounds			PF	TP	A	TO	Blk	Stl	Min
		FG	FGA	FG	FGA	FT	FTA	Off							
22	WILSON, A'ja	f	8-11	0-0	2-2	2	9	11	2	18	1	6	1	2	28
41	COATES, Alaina	c	3-6	0-0	0-1	3	4	7	2	6	1	2	1	1	23
05	SESSIONS, Khadijah	g	2-7	0-2	2-2	3	0	3	1	6	0	1	0	2	30
23	ROY, Tina	g	1-7	1-3	0-0	0	2	2	0	3	3	2	1	0	22
25	MITCHELL, Tiffany	g	2-7	0-3	2-2	0	1	1	2	6	1	2	0	2	36
00	COLLEY, Shay	g	0-2	0-1	0-0	0	1	1	1	0	0	1	0	0	10
01	CUEVAS, Bianca	g	7-13	0-2	4-7	0	2	2	2	18	0	2	0	2	18
24	IMOVBIQH, Sarah	g	0-1	0-0	1-2	3	5	8	3	1	0	2	0	0	16
31	DOZIER, Asia	g	1-2	0-0	0-0	0	1	1	0	2	0	1	0	1	5
40	WHITE, Jatarie	g	0-2	0-0	0-0	1	1	2	3	0	0	1	0	0	12
Team						2	2	4							
Totals			24-58	1-11	11-16	14	28	42	16	60	6	21	3	10	200

1st FG %:	5-17	29.4%	2nd:	7-13	53.8%	3rd:	7-12	58.3%	4th:	5-16	31.3%	Game:	24-58	41.4%	Deadball	
3FG %:	0-1	0.0%	0-3	0.0%	0-2	0.0%	0-2	0.0%	1-5	20.0%	1-11	9.1%	Rebounds			
FT %:	4-4	100.0%	2-5	40.0%	1-2	50.0%	4-5	80.0%	11-16	68.8%	2					

Officials: Skelly Wingard, Victor Dunomes, Ethan Kahoano  
 Technical fouls: #16/18 Arizona State-None. South Carolina-None.  
 Attendance: 2020

Score by periods	1st	2nd	3rd	4th	Total
#16/18 Arizona State	17	16	9	16	58
South Carolina	14	16	15	15	60

Last FG - ASU 4th-01:20, SC 4th-00:56.  
 Largest lead - ASU by 7 2nd-08:59, SC by 7 4th-07:08.  
 ASU led for 15:11. SC led for 13:08. Game was tied for 11:17.

Score tied - 10 times.  
 Lead changed - 11 times.

Points	In	Off	2nd	Fast	Bench
ASU	16	20	9	0	20
SC	42	18	8	2	21



Official Basketball Box Score -- Game Totals -- Final Statistics  
**South Carolina vs CSU Bakersfield**  
 11/28/15 1:30 p.m. at Honolulu, HI (Stan Sheriff Center)



**South Carolina 90 • 6-0**

#	Player	Total		3-Ptr		Rebounds			PF	TP	A	TO	Blk	Stl	Min
		FG	FGA	FG	FGA	FT	FTA	Off							
22	WILSON, A'ja	f	10-14	0-0	6-9	2	6	8	2	26	4	0	4	0	31
41	COATES, Alaina	c	3-10	0-0	0-2	1	3	4	1	6	0	1	0	0	22
05	SESSIONS, Khadijah	g	3-4	0-0	2-3	1	0	1	1	8	1	0	0	2	26
23	ROY, Tina	g	1-4	1-4	0-0	1	4	5	0	3	3	0	0	0	21
25	MITCHELL, Tiffany	g	3-9	0-2	7-8	0	1	1	0	13	1	1	0	0	32
00	COLLEY, Shay	g	3-3	0-0	0-0	0	2	2	4	6	2	1	0	0	13
01	CUEVAS, Bianca	g	8-12	2-5	2-2	1	3	4	1	20	6	2	0	3	26
24	IMOVBIQH, Sarah	g	3-5	0-0	0-5	3	2	5	2	6	0	0	0	0	15
31	DOZIER, Asia	g	0-1	0-1	0-0	0	0	0	0	0	0	0	0	0	3
40	WHITE, Jatarie	g	1-2	0-0	0-2	1	4	5	1	2	1	0	1	0	11
Team						1	3	4							
Totals			35-64	3-12	17-31	11	28	39	12	90	18	5	5	5	200

1st FG %:	10-19	52.6%	2nd:	7-14	50.0%	3rd:	9-18	50.0%	4th:	9-13	69.2%	Game:	35-64	54.7%	Deadball	
3FG %:	0-5	0.0%	0-0	0.0%	1-3	33.3%	2-4	50.0%	3-12	25.0%	3-12	25.0%	Rebounds			
FT %:	7-8	87.5%	4-12	33.3%	0-3	0.0%	6-8	75.0%	17-31	54.8%	6					

**CSU Bakersfield 71 • 1-4**

#	Player	Total		3-Ptr		Rebounds			PF	TP	A	TO	Blk	Stl	Min
		FG	FGA	FG	FGA	FT	FTA	Off							
01	Shannon, Alyssa	*	3-7	1-1	4-4	0	0	0	4	11	5	2	0	0	35
10	Kleist, Keri	*	0-2	0-0	0-0	1	1	2	2	0	0	0	0	0	8
12	Gilbert, Alexus	*	3-7	0-0	1-1	0	1	1	2	7	1	2	0	0	23
15	Williams, Erika	*	3-9	1-3	3-4	0	5	5	5	10	4	1	0	1	33
21	Zempare, Bataba	*	7-11	1-1	4-4	2	6	8	3	19	1	1	0	1	34
00	Fears, Jerice	*	0-0	0-0	0-0	0	2	2	2	0	0	0	0	0	6
02	Sims, Brittany	*	3-5	1-1	1-2	0	1	1	4	8	0	0	0	0	15
04	Torres-Rodriguez, He	*	0-0	0-0	0-0	0	0	0	0	0	0	0	0	0	1
11	Walters, Addi	*	2-6	2-6	0-0	1	0	1	1	6	2	3	0	0	26
13	Vines, Dajj	*	4-9	2-6	0-0	1	4	5	4	10	3	1	0	0	17
23	Carter, Tylinn	*	0-2	0-0	0-0	0	2	2	0	0	0	1	0	0	2
Team						1	2	3							
Totals			25-58	8-18	13-15	6	24	30	27	71	16	11	0	2	200

1st FG %:	5-16	31.3%	2nd:	8-15	53.3%	3rd:	7-16	43.8%	4th:	5-11	45.5%	Game:	25-58	43.1%	Deadball	
3FG %:	2-4	50.0%	2-7	28.6%	2-3	66.7%	2-3	66.7%	2-4	50.0%	8-18	44.4%	Rebounds			
FT %:	4-4	100.0%	5-5	100.0%	4-6	66.7%	2-2	100.0%	13-15	86.7%	1,2					

Officials: Jen Zylstra, Victor Dunomes, Tim Tamashiro  
 Technical fouls: South Carolina-None. CSU Bakersfield-None.  
 Attendance: 2152

Score by periods	1st	2nd	3rd	4th	Total
South Carolina	27	18	19	26	90
CSU Bakersfield	14	23	20	14	71

Last FG - SC 4th-00:02, CSUB 4th-03:03.  
 Largest lead - SC by 19 4th-01:01, CSUB None.  
 SC led for 39:49. CSUB led for 00:00. Game was tied for 00:11.

Score tied - 0 times.  
 Lead changed - 0 times.

Points	In	Off	2nd	Fast	Bench
SC	48	16	7	2	34
CSUB	20	7	7	0	24



Official Basketball Box Score -- Game Totals -- Final Statistics  
**South Carolina vs Hawaii**  
 11/29/15 5:00 pm HT at Stan Sheriff Center



**South Carolina 67 • 7-0, 0-0 SEC**

#	Player	Total		3-Ptr		Rebounds			PF	TP	A	TO	Blk	Stl	Min
		FG	FGA	FG	FGA	FT	FTA	Off							
22	WILSON, A'ja	f	8-15	0-0	2-2	2	3	5	18	0	1	2	0	27	
41	COATES, Alaina	c	1-3	0-0	1-2	0	1	1	4	3	0	2	3	0	20
05	SESSIONS, Khadijah	g	4-5	1-2	2-2	1	3	4	4	11	4	1	0	4	21
23	ROY, Tina	g	0-1	0-1	0-0	0	0	0	0	2	0	0	1	0	9
25	MITCHELL, Tiffany	g	5-10	2-5	2-2	1	1	2	2	14	2	3	0	0	29
00	COLLEY, Shay	g	1-3	0-1	0-2	1	2	3	1	2	0	1	0	1	12
01	CUEVAS, Bianca	g	5-12	1-3	2-4	1	3	4	1	13	0	2	0	2	29
03	DUCKETT, Kaydra	g	0-0	0-0	0-0	0	0	0	0	0	0	0	0	0	1
24	IMOVBIQH, Sarah	g	1-2	0-0	1-1	1	3	4	0	3	0	1	0	0	13
31	DOZIER, Asia	g	0-2	0-2	3-4	0	0	0	1	3	3	1	0	1	25
40	WHITE, Jatarie	g	0-2	0-0	0-0	0	2	2	4	0	1	1	0	0	14
Team						2	3	5							
Totals			25-55	4-14	13-19	9	21	30	22	67	12	14	5	9	200

||
||
||







Official Basketball Box Score - Game Totals - Final Statistics  
**Arkansas vs #2/2 South Carolina**  
 01/03/16 3 p.m. at Columbia, S.C./Colonial Life Arena



**Arkansas 32 • 5-9 (0-1 SEC)**

#	Player	Total			3-Ptr			Rebounds			PF	TP	A	TO	Blk	Stl	Min
		FG	FGA	FT	FTA	FG	FGA	FT	FTA	Off							
00	JACKSON, Jessica	f	4-12	0-3	1-2	1	3	4	3	9	1	2	0	1	29		
05	COOLEY, Alecia	c	0-4	0-0	2-2	2	4	6	3	2	1	4	1	0	29		
33	MONK, Malica	g	1-6	0-0	0-0	0	0	0	3	2	0	1	0	0	27		
21	COSPER, Devin	g	1-4	0-3	0-0	0	1	1	0	2	4	2	0	1	21		
33	WOLFF, Melissa	g	4-10	0-0	1-2	2	5	7	4	9	1	1	0	2	33		
04	SWENSON, Keiryn	g	2-5	0-1	0-0	0	2	2	0	4	0	0	0	0	18		
12	FREEMAN, Briunna	g	0-3	0-0	0-2	1	0	1	1	0	1	2	0	0	12		
15	BROOKS, Kelsey	g	0-3	0-2	0-0	0	0	0	1	0	0	1	0	0	7		
22	ZIMMERMAN, Bailey	g	0-1	0-1	0-0	0	1	1	0	0	0	0	0	1	5		
24	DANBERRY, Jordan	g	1-5	1-2	1-2	1	0	1	1	4	1	4	0	0	14		
32	WEST, Khadijah	g	0-1	0-0	0-0	0	0	0	1	0	0	0	0	0	5		
	Team					2	1	3									
	Totals		13-54	1-12	5-10	9	17	26	17	32	9	18	1	5	200		

1st-FG %: 4-15 26.7% 2nd: 4-12 33.3% 3rd: 2-14 14.3% 4th: 3-13 23.1% Game: 13-54 24.1% Deadball Rebounds: 2,1  
 3FG %: 0-3 0.0% 1-4 25.0% 0-2 0.0% 0-3 0.0% 1-12 8.3%  
 FT %: 1-2 50.0% 0-0 0.0% 3-4 75.0% 1-4 25.0% 5-10 50.0%

**#2/2 South Carolina 85 • 13-0 (1-0 SEC)**

#	Player	Total			3-Ptr			Rebounds			PF	TP	A	TO	Blk	Stl	Min
		FG	FGA	FT	FTA	FG	FGA	FT	FTA	Off							
22	WILSON, A'ja	f	7-12	0-0	0-1	4	6	10	2	14	1	2	0	0	25		
41	COATES, Alaina	c	4-5	0-0	3-3	0	10	10	3	11	2	0	1	1	26		
05	SESSIONS, Khadijah	g	3-4	1-1	0-0	1	2	3	0	7	4	1	1	3	25		
23	ROY, Tina	g	7-13	7-12	0-0	0	1	1	0	21	3	0	0	1	29		
25	MITCHELL, Tiffany	g	4-9	2-5	2-3	0	3	3	0	12	4	3	0	2	26		
01	CUEVAS, Bianca	g	4-8	1-5	1-2	1	1	2	1	10	3	3	0	3	24		
03	DUCKETT, Kaydra	g	0-0	0-0	0-0	0	2	2	0	0	2	0	1	7			
24	IMOVBIQH, Sarah	g	4-7	0-0	1-2	4	3	7	2	9	0	3	0	0	17		
40	WHITE, Jatarie	g	0-5	0-0	1-2	2	3	5	1	1	1	1	0	0	18		
44	FARMER, India	g	0-0	0-0	0-0	0	1	1	0	0	0	0	0	0	3		
	Team					3	1	4									
	Totals		33-63	11-23	8-13	15	33	48	11	85	18	15	2	11	200		

1st-FG %: 4-18 22.2% 2nd: 14-19 73.7% 3rd: 11-18 61.1% 4th: 4-8 50.0% Game: 33-63 52.4% Deadball Rebounds: 2,2  
 3FG %: 0-4 0.0% 5-7 71.4% 6-11 54.5% 0-1 0.0% 11-23 47.8%  
 FT %: 1-2 50.0% 2-2 100.0% 1-3 33.3% 4-6 66.7% 8-13 61.5%

Officials: Sue Blauch, Eric Brewton, Troy Winders  
 Technical fouls: Arkansas-None. #2/2 South Carolina-None.  
 Attendance: 13407

Score by periods	1st	2nd	3rd	4th	Total
Arkansas	9	9	7	7	32
#2/2 South Carolina	9	35	29	12	85

Points	In	Off	2nd	Fast	Bench
AR	Paint	T/O	Chance	Break	
Arkansas	10	8	5	2	8
SC	44	28	20	16	20

Last FG - AR 4th-04:33, SC 4th-03:53.  
 Largest lead - AR by 2 1st-08:53, SC by 53 4th-00:38.  
 AR led for 02:05. SC led for 31:19. Game was tied for 06:36.  
 Score tied - 5 times.  
 Lead changed - 3 times.



Official Basketball Box Score - Game Totals - Final Statistics  
**#2/2 South Carolina vs Vanderbilt**  
 01/07/16 8 p.m. at Nashville, Tenn. (Memorial Gym)



**#2/2 South Carolina 71 • 14-0, 2-0**

#	Player	Total			3-Ptr			Rebounds			PF	TP	A	TO	Blk	Stl	Min
		FG	FGA	FT	FTA	FG	FGA	FT	FTA	Off							
22	WILSON, A'ja	f	1-3	0-0	2-4	0	6	6	4	4	2	1	0	0	24		
31	DOZIER, Asia	f	1-5	1-4	0-0	0	1	1	2	3	4	2	0	0	23		
41	COATES, Alaina	c	5-6	0-0	1-4	3	7	10	2	11	1	0	0	0	29		
05	SESSIONS, Khadijah	g	3-5	2-3	2-3	3	1	4	1	10	0	0	0	3	30		
25	MITCHELL, Tiffany	g	8-15	3-6	3-6	1	1	2	3	22	5	2	0	2	34		
01	CUEVAS, Bianca	g	2-6	0-3	0-0	0	1	1	2	4	2	2	0	1	12		
04	CLINEY, Donyiah	g	1-2	0-0	0-0	0	0	0	2	2	0	0	0	0	5		
23	ROY, Tina	g	4-8	4-6	1-2	0	1	1	0	13	1	2	0	1	20		
24	IMOVBIQH, Sarah	g	0-0	0-0	0-0	0	2	2	1	0	0	1	0	0	5		
40	WHITE, Jatarie	g	0-0	0-0	2-4	0	2	2	1	2	0	0	0	0	18		
	Team					1	0	1									
	Totals		25-50	10-22	11-23	8	22	30	18	71	15	11	0	7	200		

1st-FG %: 6-13 46.2% 2nd: 5-12 41.7% 3rd: 7-14 50.0% 4th: 7-11 63.6% Game: 25-50 50.0% Deadball Rebounds: 9,1  
 3FG %: 1-6 16.7% 2-6 33.3% 3-5 60.0% 4-5 80.0%  
 FT %: 2-6 33.3% 4-5 80.0% 1-2 50.0% 4-10 40.0%

**Vanderbilt 61 • 11-4, 0-2**

#	Player	Total			3-Ptr			Rebounds			PF	TP	A	TO	Blk	Stl	Min
		FG	FGA	FT	FTA	FG	FGA	FT	FTA	Off							
44	Rayte'a Long	f	1-1	0-0	0-0	3	1	4	2	2	0	1	0	0	11		
01	Rebekah Dahlman	g	5-10	2-7	2-2	2	4	6	3	14	3	1	0	2	33		
03	Rachel Bell	g	3-12	0-4	3-4	1	1	2	0	9	1	1	0	0	28		
23	Minta Spears	g	1-9	0-5	2-2	0	2	2	4	4	4	3	0	0	39		
33	Christa Reed	g	2-6	2-4	0-0	0	3	3	2	6	0	4	0	1	29		
15	Jasmine Jenkins	g	2-3	0-0	0-0	1	2	3	1	4	2	2	0	2	11		
22	Marq'ues Webb	g	3-5	0-0	1-1	0	3	3	5	7	0	1	0	0	17		
25	Morgan Batey	g	2-3	0-0	2-2	0	2	2	1	6	2	0	0	0	20		
35	Kendall Shaw	g	3-4	0-0	3-4	1	1	2	1	9	0	0	1	0	12		
	Team					1	1	2									
	Totals		22-53	4-20	13-15	9	20	29	19	61	12	13	1	5	200		

1st-FG %: 2-7 28.6% 2nd: 8-13 61.5% 3rd: 6-16 37.5% 4th: 6-17 35.3% Game: 22-53 41.5% Deadball Rebounds: 1  
 3FG %: 1-4 25.0% 1-4 25.0% 1-5 20.0% 1-7 14.3%  
 FT %: 5-6 83.3% 4-4 100.0% 2-2 100.0% 2-3 66.7%

Officials: Beverly Roberts, Jesse Dickerson, Douglas Knight  
 Technical fouls: #2/2 South Carolina-None. Vanderbilt-None.  
 Attendance: 2547

Score by periods	1st	2nd	3rd	4th	Total
#2/2 South Carolina	15	16	18	22	71
Vanderbilt	10	21	15	15	61

Points	In	Off	2nd	Fast	Bench
SC	Paint	T/O	Chance	Break	
South Carolina	30	12	6	10	21
VANDY	30	12	9	6	26

Last FG - SC 4th-00:55, VANDY 4th-02:22.  
 Largest lead - SC by 10 4th-00:24, VANDY by 6 3rd-07:31.  
 SC led for 25:49. VANDY led for 09:56. Game was tied for 04:08.  
 Score tied - 8 times.  
 Lead changed - 18 times.



Official Basketball Box Score - Game Totals - Final Statistics  
**#20/- Missouri vs #2/2 South Carolina**  
 01/10/16 12 p.m. at Columbia, S.C./Colonial Life Arena



**#20/- Missouri 58 • 14-2 (1-2 SEC)**

#	Player	Total			3-Ptr			Rebounds			PF	TP	A	TO	Blk	Stl	Min
		FG	FGA	FT	FTA	FG	FGA	FT	FTA	Off							
21	PORTER, Cierra	f	2-7	0-1	6-8	3	4	7	3	10	1	3	0	1	28		
22	FRERICKS, Jordan	f	1-4	0-0	7-8	2	2	4	5	9	0	3	0	1	20		
11	CUNNINGHAM, Sophie	g	4-13	1-5	0-0	0	2	2	5	9	0	1	0	1	24		
03	DUNNINGHAM, Lindsey	g	1-3	1-1	0-0	0	2	2	3	1	4	0	0	0	23		
24	MICHAELIS, Sierra	g	3-11	1-5	0-0	1	2	3	4	7	2	1	0	1	19		
01	DOTY, Lianna	g	0-0	0-0	2-2	1	2	3	2	1	3	0	1	9			
02	STOCK, Morgan	g	0-4	0-3	2-2	0	3	3	1	2	2	1	1	0	18		
04	PORTER, Bri	g	0-1	0-1	0-0	0	1	1	1	0	0	0	0	0	3		
10	STOCK, Maddie	g	2-3	1-2	0-0	0	0	0	3	5	0	0	0	0	14		
12	HUDYN, Michelle	g	0-2	0-0	0-0	0	0	0	2	0	1	2	1	0	7		
15	SHEPARD, Carrie	g	0-0	0-0	0-0	1	0	1	0	0	0	0	0	0	3		
20	McDOWELL, Kayla	g	3-5	0-1	1-1	0	4	4	0	7	0	1	0	0	14		
23	ROBINSON, Juanita	g	2-5	0-2	0-0	1	1	2	4	4	3	1	0	1	18		
	Team					2	3	5									
	Totals		18-58	4													



Official Basketball Box Score -- Game Totals -- Final Statistics  
**#15/11 Texas A&M vs #2/2 South Carolina**  
 01/17/16 1:30 p.m. at Columbia, S.C./Colonial Life Arena



**#15/11 Texas A&M 58 • 13-5 (3-2 SEC)**

##	Player	Total		3-Ptr		Rebounds			PF	TP	A	TO	Blk	Stl	Min
		FG-FGA	FG-FGA	FT-FTA	Off	Def	Tot								
05	Anriell Howard	f	2-5	0-0	0-0	4	5	9	4	4	1	1	0	0	22
00	Khaaila Hillsman	c	1-2	0-0	0-0	2	1	3	3	2	0	1	0	0	21
13	Chelsea Jennings	g	7-14	0-0	0-0	0	7	7	4	14	0	3	0	1	35
24	Jordan Jones	g	6-10	3-5	2-3	0	1	1	5	17	3	5	1	2	32
33	Courtney Walker	g	7-18	0-0	2-2	2	3	5	1	16	5	3	1	2	40
01	Courtney Williams		1-10	0-1	0-0	2	1	3	0	2	1	1	0	2	12
03	Taylor Cooper		0-0	0-0	0-0	0	0	0	0	0	1	0	0	0	1
10	Shlonte Allen		0-0	0-0	0-0	0	0	0	1	0	0	0	0	0	1
11	Curtyce Knox		0-2	0-1	0-0	0	0	1	1	0	0	0	0	0	6
12	Danni Williams		0-0	0-0	0-0	0	0	0	0	0	0	0	0	0	1
21	Jasmine Lumpkin		1-3	0-0	1-3	0	2	2	1	3	1	0	0	0	9
23	Rachel Mitchell		0-4	0-0	0-0	5	3	8	2	0	0	1	5	3	20
	Team					2	2	4							
	<b>Totals</b>		<b>25-68</b>	<b>3-7</b>	<b>5-8</b>	<b>17</b>	<b>26</b>	<b>43</b>	<b>21</b>	<b>58</b>	<b>12</b>	<b>15</b>	<b>7</b>	<b>10</b>	<b>200</b>

1st - FG %:	8-16	50.0%	2nd - 5-18	27.8%	3rd - 4-16	25.0%	4th - 8-18	44.4%	Game:	25-68	36.8%	Deadball	
3FG %:	1-1	100.0%	0-1	0.0%	1-2	50.0%	1-3	33.3%	3-7	42.9%	Rebounds		
FT %:	0-1	0.0%	0-0	0.0%	2-3	66.7%	3-4	75.0%	5-8	62.5%	1,1		

**#2/2 South Carolina 59 • 17-0 (5-0 SEC)**

##	Player	Total		3-Ptr		Rebounds			PF	TP	A	TO	Blk	Stl	Min
		FG-FGA	FG-FGA	FT-FTA	Off	Def	Tot								
22	WILSON, A'ja	f	11-19	0-0	4-6	2	6	8	3	26	1	4	8	0	38
31	DOZIER, Asia	f	0-1	0-1	0-0	1	0	1	0	0	1	2	0	1	13
41	COATES, Alaina	c	2-5	0-0	1-2	1	10	11	3	5	3	1	0	2	34
05	SESSIONS, Khadijah	g	3-5	0-2	2-4	0	2	2	3	8	2	2	0	4	34
25	MITCHELL, Tiffany	g	4-13	1-5	2-5	2	2	4	1	11	2	3	0	4	40
01	CUEVAS, Bianca	g	3-6	1-1	2-2	1	2	3	2	9	2	2	0	1	20
23	ROY, Tina		0-3	0-3	0-0	0	2	2	1	0	1	0	0	0	13
24	IMOVBIQH, Sarah		0-2	0-0	0-0	1	0	1	0	0	0	1	0	0	3
40	WHITE, Jatarie		0-0	0-0	0-0	0	0	0	1	0	0	1	1	0	5
	Team					0	1	1							
	<b>Totals</b>		<b>23-54</b>	<b>2-12</b>	<b>11-19</b>	<b>8</b>	<b>25</b>	<b>33</b>	<b>14</b>	<b>59</b>	<b>12</b>	<b>16</b>	<b>9</b>	<b>12</b>	<b>200</b>

1st - FG %:	7-15	46.7%	2nd - 5-14	35.7%	3rd - 5-14	35.7%	4th - 6-11	54.5%	Game:	23-54	42.6%	Deadball	
3FG %:	1-1	100.0%	0-5	0.0%	0-4	0.0%	1-2	50.0%	2-12	16.7%	Rebounds		
FT %:	1-1	100.0%	0-0	0.0%	0-0	0.0%	10-18	55.6%	11-19	57.9%	4,3		

Officials: Lisa Mattingly, Bryan Enterline, Brian Garland  
 Technical fouls: #15/11 Texas A&M-None. #2/2 South Carolina-None.  
 Attendance: 15406

Score by periods	1st	2nd	3rd	4th	Total
#15/11 Texas A&M	17	10	11	20	<b>58</b>
#2/2 South Carolina	16	10	10	23	<b>59</b>

Last FG - TAMU 4th-00:00, SC 4th-01:16.  
 Largest lead - TAMU by 7 1st-06:30, SC by 6 4th-02:34.  
 TAMU led for 17:48. SC led for 21:20. Game was tied for 00:52.

Points	In	Off	2nd	Fast	Bench
TAMU	Paint	T/O	Chance	Break	
22	22	19	9	10	5
42	24	8	10	9	

Score tied - 4 times.  
 Lead changed - 19 times.



Official Basketball Box Score -- Game Totals -- Final Statistics  
**#2/2 South Carolina vs Auburn**  
 01/21/16 6:00 pm at Auburn Arena -- Auburn, Ala.



**#2/2 South Carolina 74 • 18-0, 6-0 SEC**

##	Player	Total		3-Ptr		Rebounds			PF	TP	A	TO	Blk	Stl	Min
		FG-FGA	FG-FGA	FT-FTA	Off	Def	Tot								
22	WILSON, A'ja	f	4-7	0-0	3-4	2	4	6	1	11	2	1	0	0	17
31	DOZIER, Asia	f	0-4	0-3	1-2	0	2	2	1	1	3	0	0	0	20
41	COATES, Alaina	c	8-10	0-0	1-2	5	5	10	2	17	2	4	1	0	26
05	SESSIONS, Khadijah	g	1-1	1-1	2-2	0	3	3	3	5	1	3	0	3	26
25	MITCHELL, Tiffany	g	4-10	1-3	4-4	1	0	1	1	13	5	1	0	3	24
01	CUEVAS, Bianca		0-3	0-2	1-2	0	2	2	1	1	2	2	0	0	18
04	CLINEY, Doniyah		1-2	1-2	0-0	0	2	2	2	3	3	1	0	0	11
23	ROY, Tina		4-7	4-7	0-0	0	0	0	0	12	2	0	0	0	20
24	IMOVBIQH, Sarah		1-1	0-0	0-2	1	1	2	2	2	0	0	0	1	17
40	WHITE, Jatarie		4-7	0-1	1-2	1	1	2	2	9	0	0	0	0	21
	Team					1	3	4							
	<b>Totals</b>		<b>27-52</b>	<b>7-19</b>	<b>13-20</b>	<b>11</b>	<b>23</b>	<b>34</b>	<b>15</b>	<b>74</b>	<b>20</b>	<b>12</b>	<b>1</b>	<b>7</b>	<b>200</b>

1st - FG %:	5-13	38.5%	2nd - 7-14	50.0%	3rd - 7-12	58.3%	4th - 8-13	61.5%	Game:	27-52	51.9%	Deadball	
3FG %:	0-4	0.0%	2-3	66.7%	3-6	50.0%	2-6	33.3%	7-19	36.8%	Rebounds		
FT %:	3-5	60.0%	4-7	57.1%	3-3	100.0%	3-5	60.0%	13-20	65.0%	4		

**Auburn 58 • 12-7, 2-4 SEC**

##	Player	Total		3-Ptr		Rebounds			PF	TP	A	TO	Blk	Stl	Min
		FG-FGA	FG-FGA	FT-FTA	Off	Def	Tot								
15	Jones,Jazmine	f	3-6	0-0	0-0	5	3	8	2	6	1	0	0	0	30
44	Tanner,Tra'Cee	f	3-3	0-0	3-4	1	3	4	3	9	0	2	0	0	22
10	Montgomery,Brandy	g	2-11	1-8	2-2	0	1	1	0	7	2	1	0	0	32
13	Frerking,Katie	g	5-15	5-12	2-4	2	5	7	3	17	4	3	1	1	30
40	Dieng,Khady	g	2-3	1-2	0-0	1	1	2	1	5	3	3	0	2	19
03	Sanders,Erica		0-1	0-0	2-2	1	1	2	4	2	1	0	0	2	15
12	Garvin,Jonika		0-2	0-0	0-0	0	1	1	0	0	0	0	0	0	3
23	Jones,Jessica		0-2	0-0	2-2	2	1	3	2	2	1	0	0	0	18
33	McKay,Janiah		4-12	2-5	0-0	0	1	1	1	10	2	3	0	2	21
35	Capers,Cabriana		0-0	0-0	0-0	0	0	0	0	0	0	1	0	0	10
	Team					1	0	1							
	<b>Totals</b>		<b>19-55</b>	<b>9-27</b>	<b>11-14</b>	<b>13</b>	<b>17</b>	<b>30</b>	<b>16</b>	<b>58</b>	<b>14</b>	<b>13</b>	<b>1</b>	<b>7</b>	<b>200</b>

1st - FG %:	5-14	35.7%	2nd - 2-16	12.5%	3rd - 5-13	38.5%	4th - 7-12	58.3%	Game:	19-55	34.5%	Deadball	
3FG %:	3-8	37.5%	1-9	11.1%	2-4	50.0%	3-6	50.0%	9-27	33.3%	Rebounds		
FT %:	2-2	100.0%	0-0	0.0%	4-6	66.7%	5-6	83.3%	11-14	78.6%	3		

Officials: Beverly Roberts, Laura Morris, Eric Brewton  
 Technical fouls: #2/2 South Carolina-None. Auburn-None.  
 Attendance: 2419

Score by periods	1st	2nd	3rd	4th	Total
#2/2 South Carolina	13	20	20	21	<b>74</b>
Auburn	15	5	16	22	<b>58</b>

Last FG - SC 4th-02:33, AU 4th-00:15.  
 Largest lead - SC by 24 4th-02:33, AU by 5 2nd-09:31.  
 SC led for 30:48. AU led for 06:57. Game was tied for 02:04.

Points	In	Off	2nd	Fast	Bench
SC	Paint	T/O	Chance	Break	
36	16	9	8	27	
15	16	15	14	4	14

Score tied - 2 times.  
 Lead changed - 2 times.



**2015-16 South Carolina Basketball**  
**#2/2 South Carolina Season Schedule/Results & Leaders (as of Jan 21, 2016)**  
**All games**



<b>RECORD:</b>	<b>OVERALL</b>	<b>HOME</b>	<b>AWAY</b>	<b>NEUTRAL</b>
ALL GAMES	18-0	9-0	6-0	3-0
CONFERENCE	6-0	3-0	3-0	0-0
NON-CONFERENCE	12-0	6-0	3-0	3-0

<b>Date</b>	<b>Opponent</b>	<b>Score</b>	<b>Att. High Points</b>	<b>High Rebounds</b>
11/13/15	#6/10 OHIO STATE	w 88-80	16815 (20)WILSON, A'ja	(14)WILSON, A'ja
11/15/15	UNCG	w 92-44	13607 (19)WILSON, A'ja	(11)IMOVBIQH, Sarah
11/18/15	at Clemson	w 67-41	1030 (18)MITCHELL, Tiffany	(6)COATES, Alaina (6)IMOVBIQH, Sarah (6)WHITE, Jatarie
11/22/15	at UCLA	w 68-65	2018 (17)ROY, Tina (17)MITCHELL, Tiffany	(12)COATES, Alaina
11/27/15	@vs #16/18 Arizona State	w 60-58	2020 (18)CUEVAS, Bianca (18)WILSON, A'ja	(11)WILSON, A'ja
11/28/15	@vs CSU Bakersfield	w 90-71	2152 (26)WILSON, A'ja	(8)WILSON, A'ja
11/29/15	@at Hawaii	w 67-51	2073 (18)WILSON, A'ja	(5)WILSON, A'ja
12/06/15	#14/13 DUKE	w 66-55	16429 (28)WILSON, A'ja	(11)WILSON, A'ja
12/13/15	WINTHROP	w 86-37	13409 (29)COATES, Alaina	(16)COATES, Alaina
12/16/15	HAMPTON	w 86-48	12117 (22)COATES, Alaina	(12)COATES, Alaina
12/20/15	<vs East Carolina	w 88-57	(18)MITCHELL, Tiffany	(15)COATES, Alaina
12/22/15	ELON	w 78-63	13670 (18)MITCHELL, Tiffany	(8)WILSON, A'ja (8)COATES, Alaina
01/03/16	*ARKANSAS	w 85-32	13407 (21)ROY, Tina	(10)WILSON, A'ja (10)COATES, Alaina
01/07/16	*at Vanderbilt	w 71-61	2547 (22)MITCHELL, Tiffany	(10)COATES, Alaina
01/10/16	*#20/- MISSOURI	w 83-58	15934 (19)MITCHELL, Tiffany	(12)COATES, Alaina
01/14/16	*at #9/9 Kentucky	w 73-62	5527 (26)WILSON, A'ja	(13)WILSON, A'ja
01/17/16	*#15/11 TEXAS A&M	w 59-58	15406 (26)WILSON, A'ja	(11)COATES, Alaina
01/21/16	*at Auburn	w 74-58	2419 (17)COATES, Alaina	(10)COATES, Alaina

\* = Conference game  
 @ = Rainbow Wahine Showdown (Honolulu, Hawaii)  
 < = Carolinas Challenge (Myrtle Beach, S.C.)

<b>Attendance Summary</b>	<b>Games</b>	<b>Attend</b>	<b>Avg/Game</b>
Home	9	130794	14533
Away	6	15614	2602
Neutral	3	4172	1391
Total	18	150580	8366



**2015-16 South Carolina Basketball**  
**#2/2 South Carolina Points-Rebounds-Assists (as of Jan 21, 2016)**  
**All games**



Opponent	Date	Score		01	04	05	22	23	24	25
				CUEVAS,BIA	CLINEY,DON	SESSIONS,K	WILSON,A'J	ROY,TINA	IMOVBIQH,S	MITCHELL,T
#6/10 OHIO STATE	11/13/15	88-80	w	5-0-1	DNP	12-3-3	20-14-0	3-1-1	8-10-0	15-3-3
UNCG	11/15/15	92-44	w	11-2-1	DNP	2-1-4	19-10-1	9-0-6	14-11-0	10-2-5
at Clemson	11/18/15	67-41	w	4-1-2	DNP	0-2-5	7-5-0	3-1-1	9-6-0	18-5-0
at UCLA	11/22/15	68-65	w	7-2-2	DNP	0-5-1	11-10-3	17-3-4	0-4-0	17-5-2
vs #16/18 Arizona State	11/27/15	60-58	w	18-2-0	DNP	6-3-0	18-11-1	3-2-3	1-8-0	6-1-1
vs CSU Bakersfield	11/28/15	90-71	w	20-4-6	DNP	8-1-1	26-8-4	3-5-3	6-5-0	13-1-1
at Hawaii	11/29/15	67-51	w	13-4-0	DNP	11-4-4	18-5-0	0-0-2	3-4-0	14-2-2
#14/13 DUKE	12/06/15	66-55	w	2-4-2	DNP	5-5-1	28-11-2	3-1-2	0-0-0	12-4-2
WINTHROP	12/13/15	86-37	w	13-2-1	DNP	4-1-6	DNP	3-0-3	7-4-1	12-5-3
HAMPTON	12/16/15	86-48	w	6-1-1	DNP	5-4-2	DNP	0-3-3	19-7-0	17-6-2
vs East Carolina	12/20/15	88-57	w	4-1-1	DNP	5-2-3	15-10-0	3-3-0	4-12-2	18-1-3
ELON	12/22/15	78-63	w	2-1-2	DNP	6-2-4	12-8-2	9-0-1	2-3-0	18-4-2
ARKANSAS	01/03/16	85-32	w	10-2-3	DNP	7-3-4	14-10-1	21-1-3	9-7-0	12-3-4
at Vanderbilt	01/07/16	71-61	w	4-1-2	2-0-0	10-4-0	4-6-2	13-1-1	0-2-0	22-2-5
#20/- MISSOURI	01/10/16	83-58	w	6-0-1	5-1-0	9-0-1	11-11-1	3-2-2	4-2-2	19-2-2
at #9/9 Kentucky	01/14/16	73-62	w	2-0-1	0-0-0	8-1-3	26-13-2	12-3-4	0-5-0	16-2-2
#15/11 TEXAS A&M	01/17/16	59-58	w	9-3-2	DNP	8-2-2	26-8-1	0-2-1	0-1-0	11-4-2
at Auburn	01/21/16	74-58	w	1-2-2	3-2-3	5-3-1	11-6-2	12-0-2	2-2-0	13-1-5

Opponent	Date	Score		31	40	41	44
				DOZIER,ASI	WHITE,JATA	COATES,ALA	FARMER,IND
#6/10 OHIO STATE	11/13/15	88-80	w	4-0-1	4-3-2	17-13-0	DNP
UNCG	11/15/15	92-44	w	3-2-6	5-3-1	12-7-0	0-1-0
at Clemson	11/18/15	67-41	w	8-1-0	3-6-2	10-6-1	DNP
at UCLA	11/22/15	68-65	w	0-0-0	2-2-0	12-12-0	DNP
vs #16/18 Arizona State	11/27/15	60-58	w	2-1-0	0-2-0	6-7-1	DNP
vs CSU Bakersfield	11/28/15	90-71	w	0-0-0	2-5-1	6-4-0	DNP
at Hawaii	11/29/15	67-51	w	3-0-3	0-2-1	3-1-0	DNP
#14/13 DUKE	12/06/15	66-55	w	0-2-3	0-5-1	16-7-0	DNP
WINTHROP	12/13/15	86-37	w	9-2-3	4-9-1	29-16-0	0-1-0
HAMPTON	12/16/15	86-48	w	6-2-5	8-7-0	22-12-2	DNP
vs East Carolina	12/20/15	88-57	w	10-1-0	14-4-0	10-15-0	0-1-0
ELON	12/22/15	78-63	w	7-1-3	2-2-0	16-8-0	DNP
ARKANSAS	01/03/16	85-32	w	DNP	1-5-1	11-10-2	0-1-0
at Vanderbilt	01/07/16	71-61	w	3-1-4	2-2-0	11-10-1	DNP
#20/- MISSOURI	01/10/16	83-58	w	2-3-1	11-4-0	13-12-0	DNP
at #9/9 Kentucky	01/14/16	73-62	w	0-1-0	0-5-0	9-11-1	DNP
#15/11 TEXAS A&M	01/17/16	59-58	w	0-1-1	0-0-0	5-11-3	DNP
at Auburn	01/21/16	74-58	w	1-2-3	9-2-0	17-10-2	DNP



**2015-16 South Carolina Basketball**  
**#2/2 South Carolina Team Game-by-Game Comparison (as of Jan 21, 2016)**  
**All games**



Opponent	1st	2nd	Score	Mar	Total FG	FG Pct	3-Pointers	3FG Pct	Free Throws	FT Pct	Rebounds	Assist	T/Over	Block	Steal	Fouls	
#6/10 OHIO STATE	45/47	43/33	88-80	+8	31-69/26-80	.449/.325	3-11/10-23	.273/.435	23-35/18-20	.657/.900	51/42	11/3	20/18	6/10	9/13	20/29	
UNCG	53/25	39/19	92-44	+48	35-67/16-62	.522/.258	8-24/3-13	.333/.231	14-23/9-14	.609/.643	47/36	25/4	10/21	10/2	15/6	15/21	
Clemson	31/20	36/21	67-41	+26	23-63/14-43	.365/.326	7-25/3-7	.280/.429	14-28/10-14	.500/.714	41/36	13/12	5/19	6/0	12/0	15/24	
UCLA	32/31	36/34	68-65	+3	24-55/23-64	.436/.359	6-19/4-18	.316/.222	14-16/15-25	.875/.600	45/31	+14	12/10	2/19	4/3	6/13	19/21
#16/18 Arizona State	30/33	30/25	60-58	+2	24-58/21-61	.414/.344	1-11/8-20	.091/.400	11-16/8-14	.688/.571	42/39	+3	6/10	2/19	3/1	10/11	16/15
CSU Bakersfield	45/37	45/34	90-71	+19	35-64/25-58	.547/.431	3-12/8-18	.250/.444	17-31/13-15	.548/.867	39/30	+9	18/16	5/11	5/0	5/2	12/27
Hawaii	29/22	38/29	67-51	+16	25-55/19-50	.455/.380	4-14/5-18	.286/.278	13-19/8-18	.684/.444	30/33	(3)	12/11	14/20	5/3	9/3	22/20
#14/13 DUKE	30/26	36/29	66-55	+11	24-57/21-59	.421/.356	2-10/3-10	.200/.300	16-28/10-13	.571/.769	43/36	+7	13/9	14/15	5/6	8/8	16/21
WINTHROP	47/13	39/24	86-37	+49	34-62/16-64	.548/.250	9-24/1-9	.375/.111	9-12/4-15	.750/.267	48/32	+16	25/9	13/14	16/4	10/9	13/16
HAMPTON	30/18	56/30	86-48	+38	28-58/19-61	.483/.311	6-16/5-21	.375/.238	24-31/5-8	.774/.625	52/19	+33	17/12	17/9	2/6	3/10	13/25
East Carolina	44/26	44/31	88-57	+31	31-66/19-69	.470/.275	5-18/6-23	.278/.261	21-28/13-14	.750/.929	54/37	+17	13/7	11/13	4/3	7/3	14/26
ELON	35/31	43/32	78-63	+15	30-63/23-52	.476/.442	8-19/4-13	.421/.308	10-14/13-19	.714/.684	34/26	+8	14/14	14/17	6/1	6/7	17/17
ARKANSAS	44/18	41/14	85-32	+53	33-63/13-54	.524/.415	11-23/1-12	.478/.083	8-13/5-10	.615/.500	48/26	+22	18/9	15/18	2/1	11/5	11/17
Vanderbilt	31/31	40/30	71-61	+10	25-50/22-53	.500/.415	10-22/4-20	.455/.200	11-23/13-15	.478/.867	30/29	+1	15/12	11/13	0/1	7/5	18/19
#20- MISSOURI	35/17	48/41	83-58	+25	24-57/18-58	.421/.310	3-14/4-21	.214/.190	32-43/18-21	.744/.857	39/37	+2	10/11	13/20	7/2	14/6	22/34
#9/9 Kentucky	28/32	45/30	73-62	+11	26-63/24-64	.413/.375	6-17/3-9	.353/.333	15-25/11-18	.600/.611	44/43	+1	13/7	11/13	10/2	3/3	16/22
#15/11 TEXAS A&M	26/27	33/31	59-58	+1	23-54/25-68	.426/.368	2-12/3-7	.167/.429	11-19/5-8	.579/.625	33/43	(10)	12/12	16/15	9/7	12/10	14/21
Auburn	33/20	41/38	74-58	+16	27-52/19-55	.519/.345	7-19/9-27	.368/.333	13-20/11-14	.650/.786	34/30	+4	20/14	12/13	1/1	7/7	15/16

Note: Game totals are displayed in the format TEAM/OPPONENT for each category





**2015-16 South Carolina Basketball**  
**#2/2 South Carolina Combined Team Statistics (as of Jan 17, 2016)**  
**Ranked Teams**



RECORD:	OVERALL	HOME	AWAY	NEUTRAL
ALL GAMES	6-0	4-0	1-0	1-0
CONFERENCE	3-0	2-0	1-0	0-0
NON-CONFERENCE	3-0	2-0	0-0	1-0

##	Player	gp-gs	min	avg	Total		3-Point		F-Throw		Rebounds			pf	dq	a	to	blk	stl	pts	avg	
					fg-fga	fg%	3fg-fga	3fg%	ft-fga	ft%	off	def	tot									avg
22	WILSON, A'ja	6-6	178	29.7	51-93	.548	0-0	.000	27-37	.730	23	45	68	11.3	12	0	7	15	28	6	129	21.5
25	MITCHELL, Tiffany	6-6	205	34.2	25-70	.357	6-27	.222	23-29	.793	6	10	16	2.7	15	0	12	20	2	14	79	13.2
41	COATES, Alaina	6-5	157	26.2	24-36	.667	0-0	.000	18-33	.545	15	46	61	10.2	14	0	5	9	5	6	66	11.0
05	SESSIONS, Khadijah	6-6	189	31.5	15-35	.429	2-8	.250	16-27	.593	6	8	14	2.3	15	0	10	9	0	15	48	8.0
01	CUEVAS, Bianca	6-0	91	15.2	14-41	.341	1-7	.143	13-19	.684	1	8	9	1.5	7	0	7	9	0	8	42	7.0
23	ROY, Tina	6-3	125	20.8	8-35	.229	8-28	.286	0-3	.000	1	10	11	1.8	5	0	13	8	1	2	24	4.0
04	CLINEY, Doniyah	2-0	19	9.5	2-7	.286	0-0	.000	1-1	1.000	1	0	1	0.5	4	0	0	0	0	1	5	2.5
40	WHITE, Jatarie	6-0	76	12.7	4-14	.286	0-1	.000	7-9	.778	8	11	19	3.2	11	0	3	7	2	2	15	2.5
24	IMOVBIOH, Sarah	6-1	68	11.3	6-12	.500	0-0	.000	1-6	.167	9	17	26	4.3	11	0	2	7	2	0	13	2.2
31	DOZIER, Asia	6-3	73	12.2	3-12	.250	0-3	.000	2-2	1.000	2	6	8	1.3	5	0	6	8	0	2	8	1.3
03	DUCKETT, Kaydra	1-0	3	3.0	0-1	.000	0-0	.000	0-0	.000	0	0	0	0.0	1	0	0	0	0	0	0	0.0
00	COLLEY, Shay	2-0	16	8.0	0-2	.000	0-1	.000	0-0	.000	0	1	1	0.5	4	0	0	2	0	0	0	0.0
Team											8	10	18				1					
Total.....		6	1200		152-358	.425	17-75	.227	108-166	.651	80	172	252	42.0	104	0	65	95	40	56	429	71.5
Opponents.....		6	1200		135-390	.346	31-90	.344	70-94	.745	92	148	240	40.0	142	7	52	100	28	51	371	61.8

TEAM STATISTICS	SC	OPP	Date	Opponent	Score	Att.
SCORING	429	371	11/13/15	#6/10 OHIO STATE	w 88-80	16815
Points per game	71.5	61.8	@ 11/27/15	vs #16/18 Arizona State	w 60-58	2020
Scoring margin	+9.7	-	12/06/15	#14/13 DUKE	w 66-55	16429
FIELD GOALS-ATT	152-358	135-390	* 01/10/16	#20/- MISSOURI	w 83-58	15934
Field goal pct	.425	.346	* 01/14/16	at #9/9 Kentucky	w 73-62	5527
3 POINT FG-ATT	17-75	31-90	* 01/17/16	#15/11 TEXAS A&M	w 59-58	15406
3-point FG pct	.227	.344				
3-pt FG made per game	2.8	5.2				
FREE THROWS-ATT	108-166	70-94				
Free throw pct	.651	.745				
F-Throws made per game	18.0	11.7				
REBOUNDS	252	240				
Rebounds per game	42.0	40.0				
Rebounding margin	+2.0	-				
ASSISTS	65	52				
Assists per game	10.8	8.7				
TURNOVERS	95	100				
Turnovers per game	15.8	16.7				
Turnover margin	+0.8	-				
Assist/turnover ratio	0.7	0.5				
STEALS	56	51				
Steals per game	9.3	8.5				
BLOCKS	40	28				
Blocks per game	6.7	4.7				
ATTENDANCE	64584	7547				
Home games-Avg/Game	4-16146	1-5527				
Neutral site-Avg/Game	-	1-2020				

\* = Conference game  
 @ = Rainbow Wahine Showdown (Honolulu, Hawaii)  
 < = Carolinas Challenge (Myrtle Beach, S.C.)

Score by Periods	1st	2nd	3rd	4th	Totals
#2/2 South Carolina	99	95	104	131	429
Opponents	95	87	86	103	371



**2015-16 South Carolina Basketball**  
**#2/2 South Carolina Combined Team Statistics (as of Jan 21, 2016)**  
**Conference games**



<b>RECORD:</b>	<b>OVERALL</b>	<b>HOME</b>	<b>AWAY</b>	<b>NEUTRAL</b>
ALL GAMES	6-0	3-0	3-0	0-0
CONFERENCE	6-0	3-0	3-0	0-0
NON-CONFERENCE	0-0	0-0	0-0	0-0

##	Player	gp-gs	min	avg	Total		3-Point		F-Throw		Rebounds			pf	dq	a	to	blk	stl	pts	avg	
					fg-fga	fg%	3fg-fga	3fg%	ft-fga	ft%	off	def	tot									
25	MITCHELL, Tiffany	6-6	186	31.0	30-72	.417	9-29	.310	24-32	.750	5	9	14	2.3	10	0	20	13	0	15	93	15.5
22	WILSON, A'ja	6-6	163	27.2	37-67	.552	0-0	.000	18-30	.600	16	38	54	9.0	14	0	9	10	22	3	92	15.3
41	COATES, Alaina	6-6	162	27.0	25-33	.758	0-0	.000	16-27	.593	14	50	64	10.7	15	0	9	8	2	4	66	11.0
23	ROY, Tina	6-1	133	22.2	20-47	.426	20-42	.476	1-5	.200	1	8	9	1.5	2	0	13	6	0	3	61	10.2
05	SESSIONS, Khadijah	6-6	167	27.8	15-26	.577	6-10	.600	11-16	.688	5	8	13	2.2	13	0	11	8	1	14	47	7.8
01	CUEVAS, Bianca	6-0	106	17.7	11-36	.306	2-13	.154	8-10	.800	2	6	8	1.3	7	0	11	12	0	10	32	5.3
40	WHITE, Jatarie	6-0	87	14.5	7-18	.389	0-2	.000	9-14	.643	8	10	18	3.0	10	0	1	5	2	1	23	3.8
24	IMOVBIQH, Sarah	6-0	72	12.0	7-14	.500	0-0	.000	1-6	.167	8	11	19	3.2	10	0	2	7	2	1	15	2.5
04	CLINEY, Doniyah	4-0	35	8.8	4-11	.364	1-2	.500	1-1	1.000	1	2	3	0.8	8	0	3	1	0	1	10	2.5
31	DOZIER, Asia	5-5	79	15.8	2-15	.133	1-9	.111	1-2	.500	2	6	8	1.6	5	0	9	6	0	1	6	1.2
03	DUCKETT, Kaydra	1-0	7	7.0	0-0	.000	0-0	.000	0-0	.000	0	2	2	2.0	2	0	0	2	0	1	0	0.0
44	FARMER, India	1-0	3	3.0	0-0	.000	0-0	.000	0-0	.000	0	1	1	1.0	0	0	0	0	0	0	0	0.0
Team											6	9	15									
Total.....		6	1200		158-339	.466	39-107	.364	90-143	.629	68	160	228	38.0	96	0	88	78	29	54	445	74.2
Opponents.....		6	1200		121-352	.344	24-96	.250	63-86	.733	75	133	208	34.7	129	6	65	92	14	36	329	54.8

<b>TEAM STATISTICS</b>	<b>SC</b>	<b>OPP</b>	<b>Date</b>	<b>Opponent</b>	<b>Score</b>	<b>Att.</b>
SCORING	445	329	* 01/03/16	ARKANSAS	w 85-32	13407
Points per game	74.2	54.8	* 01/07/16	at Vanderbilt	w 71-61	2547
Scoring margin	+19.3	-	* 01/10/16	#20/- MISSOURI	w 83-58	15934
FIELD GOALS-ATT	158-339	121-352	* 01/14/16	at #9/9 Kentucky	w 73-62	5527
Field goal pct	.466	.344	* 01/17/16	#15/11 TEXAS A&M	w 59-58	15406
3 POINT FG-ATT	39-107	24-96	* 01/21/16	at Auburn	w 74-58	2419
3-point FG pct	.364	.250				
3-pt FG made per game	6.5	4.0				
FREE THROWS-ATT	90-143	63-86				
Free throw pct	.629	.733				
F-Throws made per game	15.0	10.5				
REBOUNDS	228	208				
Rebounds per game	38.0	34.7				
Rebounding margin	+3.3	-				
ASSISTS	88	65				
Assists per game	14.7	10.8				
TURNOVERS	78	92				
Turnovers per game	13.0	15.3				
Turnover margin	+2.3	-				
Assist/turnover ratio	1.1	0.7				
STEALS	54	36				
Steals per game	9.0	6.0				
BLOCKS	29	14				
Blocks per game	4.8	2.3				
ATTENDANCE	44747	10493				
Home games-Avg/Game	3-14916	3-3498				
Neutral site-Avg/Game	-	0-0				

\* = Conference game  
 @ = Rainbow Wahine Showdown (Honolulu, Hawaii)  
 < = Carolinas Challenge (Myrtle Beach, S.C.)

<b>Score by Periods</b>	<b>1st</b>	<b>2nd</b>	<b>3rd</b>	<b>4th</b>	<b>Totals</b>
#2/2 South Carolina	78	119	121	127	445
Opponents	72	73	84	100	329



**2015-16 South Carolina Basketball**  
**#2/2 South Carolina Combined Team Statistics (as of Jan 21, 2016)**  
**All games**



<b>RECORD:</b>	<b>OVERALL</b>	<b>HOME</b>	<b>AWAY</b>	<b>NEUTRAL</b>
ALL GAMES	18-0	9-0	6-0	3-0
CONFERENCE	6-0	3-0	3-0	0-0
NON-CONFERENCE	12-0	6-0	3-0	3-0

##	Player	gp-gs	min	Total		3-Point		F-Throw		Rebounds			avg	pf	dq	a	to	blk	stl	pts	avg	
				fg-fga	fg%	3fg-fga	3fg%	ft-fga	ft%	off	def	tot										
22	WILSON, A'ja	16-16	417	26.1	109-199	.548	0-0	.000	48-74	.649	47	99	146	9.1	37	1	22	27	52	11	266	16.6
25	MITCHELL, Tiffany	18-18	541	30.1	83-201	.413	31-88	.352	66-83	.795	21	32	53	2.9	30	0	46	44	3	33	263	14.6
41	COATES, Alaina	18-17	448	24.9	91-131	.695	0-0	.000	43-77	.558	52	120	172	9.6	43	0	13	28	27	15	225	12.5
01	CUEVAS, Bianca	18-0	320	17.8	47-125	.376	8-42	.190	35-47	.745	4	28	32	1.8	20	0	30	32	0	25	137	7.6
23	ROY, Tina	18-10	360	20.0	39-113	.345	38-98	.388	1-5	.200	3	25	28	1.6	8	0	42	15	1	6	117	6.5
05	SESSIONS, Khadijah	18-18	455	25.3	37-73	.507	9-23	.391	28-43	.651	14	32	46	2.6	41	0	45	26	1	37	111	6.2
24	IMOVBIQH, Sarah	18-3	263	14.6	34-56	.607	0-0	.000	20-43	.465	42	51	93	5.2	25	0	5	14	3	7	88	4.9
40	WHITE, Jatarie	18-0	273	15.2	23-65	.354	0-3	.000	21-33	.636	20	48	68	3.8	36	0	10	13	10	3	67	3.7
31	DOZIER, Asia	17-8	275	16.2	20-58	.345	10-36	.278	8-10	.800	4	16	20	1.2	12	0	33	18	0	6	58	3.4
00	COLLEY, Shay	11-0	142	12.9	11-31	.355	3-12	.250	5-8	.625	8	12	20	1.8	18	0	13	16	1	7	30	2.7
04	CLINEY, Donyiah	4-0	35	8.8	4-11	.364	1-2	.500	1-1	1.000	1	2	3	0.8	8	0	3	1	0	1	10	2.5
03	DUCKETT, Kaydra	8-0	55	6.9	4-9	.444	1-3	.333	0-0	.000	1	7	8	1.0	8	0	5	4	1	3	9	1.1
44	FARMER, India	4-0	16	4.0	0-4	.000	0-3	.000	0-0	.000	1	3	4	1.0	2	0	0	0	2	0	0	0.0
Team											27	34	61				5					
Total.....		18	3600		502-1076	.467	101-310	.326	276-424	.651	245	509	754	41.9	288	1	267	243	101	154	1381	76.7
Opponents.....		18	3600		363-1075	.338	84-289	.291	189-275	.687	226	379	605	33.6	391	14	182	277	53	121	999	55.5

<b>TEAM STATISTICS</b>	<b>SC</b>	<b>OPP</b>	<b>Date</b>	<b>Opponent</b>	<b>Score</b>	<b>Att.</b>
SCORING	1381	999	11/13/15	#6/10 OHIO STATE	w 88-80	16815
Points per game	76.7	55.5	11/15/15	UNCG	w 92-44	13607
Scoring margin	+21.2	-	11/18/15	at Clemson	w 67-41	1030
FIELD GOALS-ATT	502-1076	363-1075	11/22/15	at UCLA	w 68-65	2018
Field goal pct	.467	.338	@ 11/27/15	vs #16/18 Arizona State	w 60-58	2020
3 POINT FG-ATT	101-310	84-289	@ 11/28/15	vs CSU Bakersfield	w 90-71	2152
3-point FG pct	.326	.291	@ 11/29/15	at Hawaii	w 67-51	2073
3-pt FG made per game	5.6	4.7	12/06/15	#14/13 DUKE	w 66-55	16429
FREE THROWS-ATT	276-424	189-275	12/13/15	WINTHROP	w 86-37	13409
Free throw pct	.651	.687	12/16/15	HAMPTON	w 86-48	12117
F-Throws made per game	15.3	10.5	< 12/20/15	vs East Carolina	w 88-57	0
REBOUNDS	754	605	12/22/15	ELON	w 78-63	13670
Rebounds per game	41.9	33.6	* 01/03/16	ARKANSAS	w 85-32	13407
Rebounding margin	+8.3	-	* 01/07/16	at Vanderbilt	w 71-61	2547
ASSISTS	267	182	* 01/10/16	#20/- MISSOURI	w 83-58	15934
Assists per game	14.8	10.1	* 01/14/16	at #9/9 Kentucky	w 73-62	5527
TURNOVERS	243	277	* 01/17/16	#15/11 TEXAS A&M	w 59-58	15406
Turnovers per game	13.5	15.4	* 01/21/16	at Auburn	w 74-58	2419
Turnover margin	+1.9	-				
Assist/turnover ratio	1.1	0.7				
STEALS	154	121				
Steals per game	8.6	6.7				
BLOCKS	101	53				
Blocks per game	5.6	2.9				
ATTENDANCE	130794	19786				
Home games-Avg/Game	9-14533	6-2602				
Neutral site-Avg/Game	-	3-1391				

\* = Conference game  
 @ = Rainbow Wahine Showdown (Honolulu, Hawaii)  
 < = Carolinas Challenge (Myrtle Beach, S.C.)

<b>Score by Periods</b>	<b>1st</b>	<b>2nd</b>	<b>3rd</b>	<b>4th</b>	<b>Totals</b>
#2/2 South Carolina	315	333	374	359	1381
Opponents	247	227	263	262	999