



2014-15 GAME NOTES

SOUTH CAROLINA WOMEN'S BASKETBALL

Assoc. Media Relations Dir.: Diana Koval | Office: 803.777.7977 | Cell: 314.369.6050 | Email: dkoval@mailbox.sc.edu
Website: www.GamecocksOnline.com | Twitter: @GamecockWBB | Instagram: @GamecockWBB

Game Information

Date: Thursday, January 29, 2015 | 7 p.m.
Site: Columbia, S.C. | Colonial Life Arena (18,000)
Tickets: \$7 adult, \$4 youth (17 and under)
Broadcast: SEC Network+ (Brad Muller, ppx; Debbie Antonelli, analyst)
Radio: 1320 The Fan / 107.5 The Game in progress (Derek Scott); Sirius 92/XM 190
Live Stats: GamecocksOnline.com

2014-15 Schedule

Nov. 2	Coker (Exh.) (SECN+)	W, 100-25
Nov. 15	Southern California (SECN+)	W, 70-61
Nov. 20	Clemson (SECN)	W, 99-41
Nov. 23	San Diego State (SECN+)	W, 89-38
<i>Junkanoo Jam (Lucaya Division) • Freeport, Bahamas</i>		
Nov. 27	vs. Wisconsin	W, 67-44
Nov. 28	vs. #22/22 Syracuse	W, 67-63
Dec. 1	NC Central (SECN+)	W, 90-26
Dec. 4	Charlotte (SECN)	W, 82-61
Dec. 7	at #9/8 Duke (ESPN2)	W, 51-50
Dec. 14	Savannah State (SECN+)	W, 111-49
Dec. 17	at Hampton	W, 69-49
<i>Subway Classic • Minneapolis, Minn.</i>		
Dec. 20	vs. Central Michigan	W, 80-45
Dec. 21	vs. Liberty	W, 84-44
Jan. 2	Auburn* (SECN)	W, 77-58
Jan. 4	at LSU* (ESPN2)	W, 75-51
Jan. 8	at Alabama* (SECN+)	W, 102-59
Jan. 11	#10/11 Kentucky* (ESPN2)	W, 68-60
Jan. 15	at Missouri* (SECN)	W, 60-49
Jan. 19	at Florida* (SECN)	W, 77-42
Jan. 26	#12/10 Texas A&M* (ESPN2)	W, 79-61
Jan. 29	Alabama* (SECN+)	7 p.m.
Feb. 1	at Ole Miss* (ESPNU)	4:30 p.m.
Feb. 5	at Georgia* (SECN)	7 p.m.
Feb. 9	at Connecticut (ESPN2)	8 p.m.
Feb. 12	LSU* (FSN)	7 p.m.
Feb. 15	Vanderbilt* (ESPNU)	Noon
Feb. 19	at Arkansas* (SECN)	9 p.m.
Feb. 23	Tennessee* (ESPN2)	9 p.m.
Feb. 26	Mississippi State* (FSN)	7 p.m.
Mar. 1	at Kentucky* (ESPNU/2)	2/5 p.m.
<i>SEC Tournament • North Little Rock, Ark.</i>		
Mar. 4	First Round (SECN)	TBA
Mar. 5	Second Round (SECN)	TBA
Mar. 6	Quarterfinals (SECN)	TBA
Mar. 7	Semifinals (ESPNU)	TBA
Mar. 8	Final (ESPN)	TBA

* indicates SEC game

All Times Listed as Eastern and are subject to change

one.

Prior to each season, head coach Dawn Staley chooses a theme for her team to play under. This season's is "one."

With expectations surrounding this season, Staley believed it was important for her team to focus on the collective instead of any individual, knowing that to thrive in pressure situations, each student-athlete may have to sacrifice a piece of herself to become one team.

South Carolina Gamecocks 19-0, 7-0 SEC

Ranking: 1/1 (AP/Coaches)
Head Coach: Dawn Staley
Record at SC: 140-71 (7th)
Career Rec.: 312-151 (15th)

Top Scorer: Mitchell (15.3 ppg)
Top Reb.: Coates (8.6 rpg)



Series History: SC leads 20-15
In Columbia: SC leads 10-5
In Tuscaloosa: Tied 8-8
Neutral Site: Tied 8-8
Current Streak: SC last 10

Alabama Crimson Tide 12-10, 1-6 SEC

Ranking: -/-
Coach: Kristy Curry
Rec. at UA: 26-26 (2nd)
Career Rec.: 335-175 (16th)

Top Scorer: Williams (13.6 ppg)
Top Reb.: Williams (6.2 rpg)















South Carolina Notables

- The Gamecocks are in their 41st season of women's basketball. It is the program's 24th season in the SEC and the seventh under head coach Dawn Staley. South Carolina has played in the last three NCAA Tournaments, including two trips to the Sweet 16 (2012, 2014).
- Prior to tonight's national anthem and starting lineups, South Carolina Athletics Director Ray Tanner will present, on behalf of USA Basketball, plaques recognizing the contributions of head coach Dawn Staley, junior Tiffany Mitchell and freshman A'ja Wilson to the organization this summer.
- The impact of Aleighsa Welch on the court and beyond the box score can not be over-estimated. The Gamecocks have been to the NCAA Tournament and improved on their win total both overall and in SEC play every year of her career. She is currently one of nine Gamecocks all-time to amass 1,000 points and 800 rebounds in her career, during which she is shooting 58.6 percent from the field, which is second-best in program history.
- Junior Tiffany Mitchell leads the SEC with 16.0 points per league game this season, shooting a league-best 48.8 percent in conference action. The reigning SEC Player of the Year has asserted herself more in the offense in conference play, leading the team with 80 field goal attempts and 2.6 assists per game. Overall, she is the only player in the nation to rank among NCAA Division I's top 50 in all three shooting percentages.
- Sophomore Alaina Coates became the fastest Gamecock to reach 100 career blocks by swatting two at Florida (Jan. 19), and the 6-foot-4 center celebrated by posting her eighth double-double of the season in her 53rd career game (vs. Texas A&M, Jan. 26). It was her most dominant performance against a nationally ranked team this season.
- Freshman A'ja Wilson is making an early case for SEC Freshman of the Year, ranking eighth in the league in both scoring and rebounding. She is the only freshman among the top 20 in both categories. Overall on the season, she has scored in double figures in all but three games and has four double-doubles to her credit. Her .513 field goal percentage is fifth in the SEC and seventh among freshmen nationally. She is also third in the SEC in blocks at 1.6 per game (2.0 in league play).

Tale of the Tape

Alabama				South Carolina			
Overall	SEC Rank	SEC Only	SEC Rank	Overall	SEC Rank	SEC Only	SEC Rank
12-10		1-6		19-0		7-0	
9-6		1-3		Home Record	9-0	3-0	
1-3		0-3		Away Record	6-0	4-0	
2-1				Neutral Record	4-0		
62.2.....13th	55.4	12th		Points Per Game	78.8.....1st	76.9	1st
60.8.....10th	70.3	14th		Opp. Points Per Game	50.1.....1st	54.3	3rd
.376.....14th	.350	12th		Field Goal %age	.488.....1st	.483	1st
.391.....11th	.460	14th		Opp. Field Goal %age	.331.....1st	.333	1st
.244.....14th	.207	14th		3-Pt. Field Goal %age	.354.....1st	.350	2nd
.336.....14th	.427	14th		Opp. 3-Pt. Field Goal %age	.255.....4th	.250	4th
.618.....13th	.693	12th		Free Throw %age	.673.....6th	.708	4th
16.1.....	15.9			FTs Made Per Game	14.8.....	115.6	
41.1.....9th	33.7	13th		Rebounds Per Game	43.4.....1st	43.6	1st
+4.8.....7th	-2.6	10th		Rebounding Margin	+11.7.....1st	+10.9	1st
11.4.....13th	9.7	14th		Assists Per Game	18.1.....1st	14.9	1st
+0.7.....10th	-1.3	11th		Turnover Margin	+4.3.....6th	-0.4	9th
9.2.....10th	9.3	5th		Steals Per Game	9.4.....9th	7.1	T-9th
3.6.....9th	3.3	T-8th		Blocks Per Game	6.3.....1st	6.7	1st

2014-15 South Carolina Media Roster

0		India Farmer 6-0 • So. • Forward • N. Myrtle Beach, S.C. PPG 0.3 RPG 0.6 APG 0.0 FG% .000 FT% .667	LAST GAME: 2 pts, 1 stl in 4 min at Florida NOTABLE: Seen action in 12 games this season ... great team player ... works hard with good attitude ... played in 18 games last season, including seven SEC and four postseason.	Career Highs Pts: 3, 2x, vs. Alabama, 1/19/14 Reb: 3 vs. NC Central, 12/2/13 Ast: — Stl: —
1		Bianca Cuevas 5-6 • Fr. • Guard • Bronx, N.Y. <i>kway-VAAS</i> PPG 5.4 RPG 1.3 APG 1.8 FG% .370 FT% .792	LAST GM: 4 pts, 2 rebs, 1 stl vs. Texas A&M NOTABLE: Cat-quick, crafty guard ... 10+ points in five games ... 5 assists in two games ... 6.7 ppg in SEC play, 4.7 ppg in non-conference action ... McDonald's All-America.	Career Highs Pts: 12 at Hampton, 12/17/14 Reb: 3, 2x, vs. SDSU, 11/23/14 Ast: 5 vs. SDSU, 11/23/14 Stl: 4, 2x, vs. Sav. St., 12/14/14
2		Olivia Gaines 5-7 • Sr. • Guard • Chester, S.C. PPG 1.0 RPG 1.1 APG 1.0 FG% .259 FT% .667	LAST GAME: 7 min vs. Texas A&M NOTABLE: Key defensive stopper ... played in every game this season, averaging 10.5 minutes in SEC play, up from 7.8 in non-conference ... picked up steal that set up winning play at Duke.	Career Highs Pts: 7 vs. Savannah St., 12/28/13 Reb: 5, 2x, vs. Clemson, 11/20/14 Ast: 5 vs. Chas. Sthrn., 11/8/13 Min: 23 vs. Alabama, 1/19/14
3		Kaydra Duckett 5-8 • Fr. • Guard • Columbia, S.C. <i>KAY-druh DUCK-it</i> PPG 0.4 RPG 0.6 APG 0.2 FG% .167 FT% 1.00	LAST GAME: 2 min vs. Texas A&M NOTABLE: Has played in 11 games, including four SEC ... 1st career points vs. NCCU ... rated 3A South Carolina player of the year ... won two state titles (2012, 2014).	Career Highs Pts: 2, 2x, vs. Sav. St., 12/14/14 Reb: 4 vs. Savannah St., 12/14/14 Ast: 1, 2x, vs. Sav. St., 12/14/14 Stl: 1, 2x, vs. Liberty, 12/21/14
5		Khadijah Sessions 5-8 • Jr. • Guard • Myrtle Beach, S.C. <i>kuh-DEE-zhub SESH-uns</i> PPG 3.8 RPG 2.7 APG 3.1 FG% .342 FT% .583	LAST GAME: 4 pts, 2 assts, 4 stls vs. Texas A&M NOTABLE: Leads SEC in assist:turnover (2.4), top 15 in assists and steals (2.1 spg) ... seven games of four or more assists ... 12 games with no more than one turnover — 7 with none ... hit three 3s vs. UK	Career Highs Pts: 19 vs. Auburn, 2/3/13 Reb: 6 vs. Clemson, 11/20/14 Ast: 8 vs. NC Central, 12/1/14 Stl: 4, 8x, vs. TX A&M, 1/26/15
15		Tiffany Davis 5-7 • So. • Guard • Houston, Texas PPG 1.4 RPG 1.1 APG 0.5 FG% .385 FT% .667	LAST GAME: 2 pts, 2 rebs, 4 min vs. Texas A&M NOTABLE: Played in 14 games ... doing “her job” well off the bench, per Staley ... continues to learn how to run offense efficiently.	Career Highs Pts: 11 vs. Ole Miss, 1/30/14 Reb: 6 at Arkansas, 1/2/14 Ast: 3, 4x, vs. SC State, 12/22/13 Stl: 5 vs. Elon, 11/9/12
22		A’ja Wilson 6-5 • Fr. • Guard/Forward • Hopkins, S.C. <i>A-zhub</i> PPG 13.6 RPG 7.2 BPG 1.6 FG% .513 FT% .650	LAST GM: 18 pts, 9 rebs, 2 blks vs. Texas A&M NOTABLE: Scored 10+ 16 times, 4 double-doubles ... top 10 in SEC in ppg and rpg, 3rd in blks ... only freshman on either Naismith Top 50 Watch List or Wooden Midseason Top 20.	Career Highs Pts: 23 vs. Sav. St., 12/14/14 Reb: 13 at LSU, 1/4/15 Ast: 3, 2x, at Alabama, 1/8/15 Stl: 3, 4x, vs. C. Mich., 12/20/14
23		Tina Roy 5-11 • Junior • Guard • Kaplan, La. PPG 4.5 RPG 2.1 APG 2.8 FG% .411 FT% --	LAST GAME: 5 pts, 2 assts vs. Texas A&M NOTABLE: Committed multiple turnovers in just 5 games ... shooting team-high 42.1 percent from 3-point range in SEC play ... 3-of-3 from 3-pt arc at Alabama.	Career Highs Pts: 15 vs. Presbyterian, 11/27/11 Reb: 8 at Miss. State, 2/6/14 Ast: 10 vs. Sav. State, 12/14/14 Stl: 3 vs. Southern Cal, 11/15/14
24		Aleighsa Welch 6-0 • Sr. • Forward • Goose Creek, S.C. <i>uh-LEE-sub</i> PPG 9.6 RPG 5.7 BPG 1.3 FG% .590 FT% .462	LAST GM: 12 pts, 7 rebs, 2 blks vs. Texas A&M NOTABLE: 11 games with 10+ pts ... 7 games of 3 or more assists (1.8 apg) ... avg. 6.7 rebs in SEC play, 8.5 in last 4 games ... team captain for 3rd time ... great communicator, leader on the floor.	Career Highs Pts: 23 vs. UNC, 12/18/13 Reb: 17 vs. CofC, 11/14/13 Ast: 5 vs. Savannah St., 12/28/13 Blk: 5, 2x, at Kentucky, 2/20/14
25		Tiffany Mitchell 5-9 • Jr. • Guard • Charlotte, N.C. PPG 15.3 RPG 2.7 APG 2.9 FG% .532 FT% .852	LAST GM: 16 pts, 3 assts, 2 stls vs. Texas A&M NOTABLE: 3rd in SEC in ppg ... only player to rank among nation's top 50 in all shooting percentages ... 10+ pts 15 times, 3 20+ gms ... Wade Watch List, Wooden Top 20, Naismith Top 30.	Career Highs Pts: 25 vs. Georgia, 2/27/14 Reb: 11, 5x, at Arkansas, 1/2/14 Ast: 9 at SDSU, 11/23/13 Stl: 7 vs. NC Central, 12/1/14
31		Asia Dozier 6-0 • Jr. • Guard/Forward • Columbia, S.C. <i>DOE-zhur</i> PPG 4.5 RPG 0.8 APG 2.1 FG% .423 FT% .500	LAST GAME: 1 reb, 1 ast vs. Texas A&M NOTABLE: 10+ points three times ... handed out four assists five times this season ... hit key 3s in wins over Kentucky and at Missouri ... team captain.	Career Highs Pts: 16, 2x, at SDSU, 11/23/13 Reb: 10 vs. Elon, 11/9/12 Ast: 6, 2x, vs. Georgia, 3/7/14 Stl: 2, 7x, at Alabama, 1/8/15
33		Elem Ibiam 6-4 • Sr. • Center • Fayetteville, Ga. <i>ELL-um IB-ee-um</i> PPG 7.1 RPG 4.4 BPG 1.1 FG% .588 FT% .636	LAST GAME: 6 pts, 3 rebs vs. Texas A&M NOTABLE: 2nd in career blocks (151), 26 shy of record ... 11th in SEC in blocks ... 10+ pts in 6 games, 1 20-pt game ... season's 1st double-double vs. CMU ... team captain.	Career Highs Pts: 21 vs. Sav. St., 12/14/14 Reb: 12, 2x, vs. CMU, 12/20/14 Blk: 7 at Miss. State, 2/6/14 Min: 34 at Texas A&M, 1/16/14
40		Jatarie White 6-4 • Fr. • Forward • Charlotte, N.C. <i>juh-TAR-ee</i> PPG 3.6 RPG 2.8 BPG 0.1 FG% .452 FT% .500	LAST GAME: 3 pts, 3 rebs in 15 min at Florida NOTABLE: Returned to action vs UK after missing 9 games (foot) ... brings great energy and different look to post position ... two 10+ point games ... WBCA and McDonald's All-America.	Career Highs Pts: 11 vs. Clemson, 11/20/14 Reb: 6 vs. SDSU, 11/23/14 Ast: 1 vs. Southern Cal, 11/15/14 Stl: 1, 2x, vs. SDSU, 11/23/14
41		Alaina Coates 6-4 • So. • Center • Irmo, S.C. <i>uh-LAY-nuh COATS</i> PPG 11.1 RPG 8.6 BPG 1.5 FG% .550 FT% .690	LAST GM: 12 pts, 11 rebs, 3 assts vs. TX A&M NOTABLE: 20th in SEC in ppg, 4th in rebs, 5th in blocks ... tied for SEC lead with 8 double-doubles ... 10+ pts 12 times, 2 20-pt games ... 10+ rebs 10 times, 5 games with 13 or more.	Career Highs Pts: 24, 2x, vs. Ole Miss, 1/30/14 Reb: 17 vs. Kentucky, 1/9/14 Blk: 5, 2x, vs. Florida, 2/23/14 Min: 30 vs. Sthrn. Cal, 11/15/14

Starter

Reserve

Quick Facts

The University

Location: Columbia, S.C.
Founded: 1801
Enrollment: 31,964
Colors: Garnet (PMS 202C) and Black
Nickname: Gamecocks
Conference: Southeastern
President: Dr. Harris Pastides
Athletics Director: Ray Tanner
Facility: Colonial Life Arena (18,000)

Coaching Staff

Head Coach: Dawn Staley
Alma Mater: Virginia, 1992
Overall Record: 312-151 (14th season)
School Record: 140-71 (6th season)
Assoc. Head Coach (Alma Mater):
 Lisa Boyer (Ithaca, 1979)
Assistant Coaches (Alma Mater):
 Nikki McCray-Penson (Tennessee, 1995)
 Darius Taylor (Michigan, 2000)

Team Information

2013-14 Record: 29-5
 Home: 16-0 Away: 10-2 Neutral: 3-3
SEC Record (Finish): 14-2 (1st)
 Home: 8-0 Away: 6-2
Letterwinners Returning/Lost: 10/2
Starters Returning/Lost: 5/0

Program History

First Year of Women's Basketball: 1974-75
All-Time Record: 720-500 (41st season)
All-Time SEC Record: 123-199 (23rd season)
NCAA Appearances (Last): 11 (2014)
NCAA Tournament Record: 13-11
Last NCAA Result: L, 58-65, North Carolina, Palo Alto, Calif, 3/30/14, Sweet 16
WNIT Appearances (Last): 4 (2011)
WNIT Record: 3-4

Media Relations

Women's Basketball Contact: Diana Koval
Office: 803.777.7977
Cell: 314.369.6050
Email: dkoval@mailbox.sc.edu
Press Row Phone: 803.777.6182
Athletics Department on the Web
Website: GamecocksOnline.com
Twitter: @GamecocksOnline
Instagram: @GamecocksOnline
Facebook: Facebook.com/GamecocksOnline
YouTube: YouTube.com/GamecocksOnline
Women's Basketball on Twitter
Team: @GamecockWBB
Head Coach: @DawnStaley

A South Carolina Win Would...

- Be the Gamecocks' 28th straight at home, which would tie UConn for longest active home win streak in the nation.
- Extend the school-record win streak to 20.
- Make the Gamecocks 8-0 in league play, extending the program record for best SEC start.
- Be the Gamecocks' 21st straight over Alabama.

By the Numbers

- 1 Game this season in which the Gamecocks have allowed a team to shoot over 40.0 percent – Charlotte (Dec. 4), 45.3 percent
- 2 Gamecocks named to the Wooden Award Midseason Top 20 – Tiffany Mitchell and A'ja Wilson
- 4 Gamecocks who average a pro-rated double-double (if played 40 minutes/game) – Alaina Coates, Elem Ibiam, Jatarie White, A'ja Wilson
- 5 Games this season in which the Gamecocks have held a team to under 30.0 percent shooting, including the last two SEC games
- 6.7 Rebounds per SEC game by senior Aleighsa Welch, up from her 5.2 in non-conference action
- 6.7 Points per SEC game by Bianca Cuevas, who averaged 4.7 in non-conference average and has held her assist average steady over both
- 8 Double-doubles by Alaina Coates this season, second-most in the SEC
- 8 Games this season in which junior Tiffany Mitchell's 3-point field goal percentage was higher than that of her two-point attempts
- 10 Games in which South Carolina's bench has tied or out-scored its starters
- 10 Games this season in which South Carolina has held its opponent under 50 points
- 16 Games in which freshman A'ja Wilson has scored in double figures – a team high
- 22.1 Free throw attempts per game by South Carolina this season, compared to 13.2 by its opponents
- 23 Rank in career points in program history for junior Tiffany Mitchell (1,121)
- 40.6 Points per game scored by the Gamecocks in the paint this season, compared to just 21.1 by their opponents.
- 49.6 Percent of the Gamecocks' points in SEC games scored by the bench
- 52 Games it took sophomore Alaina Coates to reach the program's top 10 in career blocked shots, making her the fastest to 100 in Gamecock history
- 61.6 Percent of the Gamecocks' field goals that have been assisted this season, helping them rank eighth in the nation with 18.1 apg

To Watch SEC Network +

To watch SEC Network +, you must be a customer of one of the following: AT&T U-verse, Charter, Comcast, Cox, DISH, Google Fiber, Suddenlink, and members of the NCTC, NRTC and NTTCC. You can contact your cable/satellite provider and get a username and password which will allow you to access the content on computers, tablets, mobile phones and other consumer devices like Xbox.

Alabama Series History

South Carolina leads the series 20-15 and have not lost to Alabama since the arrival of head coach Dawn Staley, a nine-game win streak.

The Gamecocks scored 100 points for the first time in an SEC regular-season game with a 102-59 victory earlier this season in Tuscaloosa. Six Gamecocks reached double figures and all but two of the 14 scored at least two points as South Carolina shot 60.0 percent or better in each half while holding the Crimson Tide to just 28.0 percent in the second half.

The last time these two teams met at Colonia Life Arena, the Gamecocks posted a 77-51 victory on Jan. 19, 2014. Aleighsa Welch's double-double

Gamecocks in the Rankings

(Thru games of 1/26)

Team	SEC	NCAA	Actual
Scoring Offense	1	9	78.8
Scoring Defense	1	2	50.1
Scoring Margin	1	2	+28.7
Field Goal Percentage	1	3	.488
Field Goal %age Def.	1	4	.331
3-Point FG %age	1	46	.354
3-Point FG %age Def.	4	12	.255
3-Point FG Made/Gm.	4	162	5.2
Free Throw Percentage	6	200	.673
Rebounding Offense	1	—	43.4
Rebounding Defense	2	—	31.7
Rebounding Margin	1	8	+11.7
Assists	1	8	18.1
Steals	9	5	9.4
Turnover Margin	6	37	+4.3
Turnovers	—	38	13.7
Assist-to-Turnover Ratio	1	9	1.3
Blocked Shots	1	10	6.3
Home Attendance Avg.	1	1	11,844

Alaina Coates	SEC	NCAA	Actual
Scoring	20	—	11.1
Rebounding	4	97	8.6
FT Percentage	13	41	.690
Blocks	5	123	1.5
Off. Rebounds	9	—	3.0
Double-Doubles	1	34	8

Elem Ibiam	SEC	NCAA	Actual
Blocks	11	220	1.1

Tiffany Mitchell	SEC	NCAA	Actual
Scoring	3	166	15.3
FG Percentage	3	35	.532
FT Percentage	2	41	.852
3-Pt FG Percentage	1	6	.469
3-Pt FG Made	3	148	2.0
Assists	T-15	—	2.9
Steals	15	185	1.9

Khadijah Sessions	SEC	NCAA	Actual
Assists	11	—	3.1
Assist-to-Turnover Ratio	1	23	2.4
Steals	10	137	2.1

Aleighsa Welch	SEC	NCAA	Actual
Blocks	7	170	1.3

A'ja Wilson	SEC	NCAA	Actual
Scoring	8	—	13.6
Rebounding	8	222	7.2
FG Percentage	5	53	.513
Blocks	3	97	1.6

Current Gamecock Streaks

	Total	Home	Road	Neut.
Overall	W19	W27	W6	W4
SEC	W7	W13	W4	—
Non-Conference	W12	W16	W9	W4
Ranked Teams	W4	W3	W1	W1

2014-15 Double-Doubles

Alaina Coates (8)

11/15	Southern Cal	18 pts/13 rebs
11/20	Clemson	12 pts/10 rebs
12/4	Charlotte	15 pts/13 rebs
12/14	Savannah State	20 pts/10 rebs
12/17	at Hampton	12 pts/13 rebs
12/20	vs. Central Michigan	16 pts/10 rebs
1/2	Auburn	11 pts/14 rebs
1/26	Texas A&M	12 pts/11 rebs

Elem Ibiam (1)

12/20	vs. Central Michigan	10 pts/12 rebs
-------	----------------------	----------------

A'ja Wilson (4)

11/28	vs. Syracuse	15 pts/10 rebs
12/21	vs. Liberty	17 pts/10 rebs
1/2	Auburn	12 pts/10 rebs
1/4	at LSU	21 pts/13 rebs

(12 pts/10 rebs) led the way, while Alaina Coates came up one rebound short of the feat. Elem Ibiam's 18 points paced the offense and came in just 21 minutes on the court. After a 17-point lead at the half, the Gamecock defense further locked in, forcing the Crimson Tide into 27.3 percent shooting in the second half.

South Carolina's results vs. Alabama since the arrival of head coach Dawn Staley:

Date	Result	Score	Site
2/15/09	W	68-57	H
1/10/10	W	80-68	A
1/23/11	W	59-48	H
1/1/12	W	68-42	H
2/19/12	W	69-55	A
3/1/12	W	57-38	N
2/7/13	W	65-53	A
3/7/13	W	77-35	N
1/19/14	W	77-51	H
1/8/15	W	102-59	A

Home Sweet Home

The Gamecocks are in the midst of unprecedented success at Colonial Life Arena, having won the last 27 games on their home court, including the facility's first perfect season in 2013-14. That 16-0 mark alone matched the previous record for win streak at the Arena, originally set Jan. 20, 2002-Jan. 9, 2003. South Carolina's last loss at Colonial Life Arena was a 50-48 decision to then-No. 14 Texas A&M on Feb. 10, 2013.

The longest home win streak in school history is 32 games, which spanned three seasons. That streak began with a win over Clemson on Dec. 10, 1977, and ended with a win over Tennessee Tech on March 4, 1980. The stretch included a perfect 11-0 record in 1978-79 at Carolina Coliseum (9-0) and the Sol Blatt P.E. Center (2-0).

Overall, South Carolina is 142-58 (.710) at

Colonial Life Arena, including a 76-25 (.752) mark under head coach Dawn Staley. In the now 41-year history of the program, the Gamecocks are 387-155 (.714) in home games.

Poll Prominence

South Carolina is in its 10th week as the No. 1 team in the Associated Press Poll, the third-longest stretch by a team in the last five seasons (beginning 2010-11). Only four teams have held the top spot in the AP poll during that time – Baylor (39 weeks), Connecticut (35 weeks) and Stanford (6 weeks).

In the last 10 seasons (beginning 2005-06), eight teams have occupied the AP Poll's No. 1 position. South Carolina's 10 weeks in the spot is tied with Maryland for the sixth-most among that group, which is led by UConn's 85 entries. Baylor is second at 39 followed by Tennessee (16) and Duke (14).

The AP's No. 1 ranking on Nov. 24 was a South Carolina program first, besting the No. 2 spot the Gamecocks held for five times in their history – Nov. 17, 2014; Preseason 2014-15; Jan. 2, 1982; Dec. 27, 1981; and Dec. 20, 1981.

SEC Stories

Head coach Dawn Staley has steadily lifted the Gamecocks' national profile by building the Gamecocks into a consistent SEC contender, shirking decades of difficulty in the nation's best women's basketball conference.

In her seventh season at the helm, Staley boasts a 59-42 (.584) SEC regular-season record and has finished outside the league's top five just twice – an unprecedented achievement for a program that had finished INSIDE the top five just twice in the previous 17 seasons. Staley's 59 wins include three seasons of double-digit league victories – 10-6 in 2012, 11-5 in 2013 and an SEC-best 14-2 in 2014.

Staley's SEC regular-season record includes a 32-18 (.640) mark at home and a 27-24 (.529) slate on the road.

Crunch Time

South Carolina has won all five of its games this season when the margin is under 10 points in the last five minutes, and the Gamecocks have done so with their primary strengths – Tiffany Mitchell and rebounding.

In those five games – Southern Cal, vs. #22/22 Syracuse, at #9/8 Duke, #10/11 Kentucky and at Missouri – Staley trusts in Mitchell's competitive spirit, giving her the ball in late-game situations. The junior has answered the bell, averaging 3.6 points per final five minutes of those games – double the next Gamecock on the list. Behind her fearless attacking of the rim, a majority of her points have come at the free throw line, where she has hit 12-of-14 attempts during those close-game situations. In a show of determination,

2014-15 Awards

Alaina Coates

Naismith Trophy Top 50 Watch List
No. 25 Player in the Nation (espnW)
Preseason All-SEC (Coaches)

Tiffany Mitchell

Wooden Award Midseason Top 20
Naismith Trophy Top 50 Watch List
Wade Watch List
Wooden Award Preseason Top 30
Preseason All-America (AP, Sports Illustrated, ESPN)
No. 4 Player in the Nation (espnW)
Preseason SEC Player of the Year (Coaches, Media)
Preseason All-SEC (Coaches, Media)
Junkanoo Jam, Lucaya Division All-Tournament
Subway All-Classic Team

Aleighsa Welch

Naismith Trophy Top 50 Watch List
Wade Watch List
Wooden Award Preseason Top 30
No. 7 Player in the Nation (espnW)
Preseason All-America Second Team (ESPN)
Preseason All-SEC (Coaches, Media)

A'ja Wilson

Wooden Award Midseason Top 20
Naismith Trophy Top 50 Watch List
Junkanoo Jam, Lucaya Division MVP
USBWA National Freshman of the Week
(Dec. 1-7)
Three-time SEC Freshman of the Week (Nov. 24-30; Dec. 1-7; Dec. 29-Jan. 4)
Subway All-Classic Team

the Gamecocks have also dominated the glass at crunch time, out-rebounding their opponents 6.2 to 4.4 per final five minutes, with Alaina Coates, A'ja Wilson and Aleighsa Welch grabbing the bulk of the boards.

As a team, South Carolina is shooting 40.0 percent from the field and the same percentage from 3-point range in the last five minutes of close games, while the defense has held those opponents to just 21.2 percent shooting and 18.2 percent from outside the arc in that time span. Equally impressive is the Gamecocks' 77.1 percent (27-of-35) free throw shooting at crunch time, as South Carolina is shooting just 66.4 percent (255-of-384) otherwise.

Win Any Way

As the Gamecocks' baseball coach a few years ago, South Carolina athletics director Ray Tanner frequently used the saying "Win Anyway," and the women's basketball team has put its own twist on

Gamecocks in 2014-15 National Polls

Poll	Pre	11/17	11/24	12/1	12/8	12/15	12/22	12/29	1/5	1/12	1/19	1/26	2/2	2/9	2/16	2/23	3/2	3/9	3/17	Final
Associated Press	2	2	1	1	1	1	1	1	1	1	1	1								
Coaches	2	3	2	2	1	1	1	1	1	1	1	1								

the quote. The Gamecocks have not lost a game this season, but the end has not always come by the same means.

Dawn Staley's team has won with both a high-flying offense – posting records of 4-0 when scoring 90+ points, 4-0 when scoring 80-89 points – and a more methodical one, 6-0 when scoring 70-79 points, 6-0 with scoring fewer than 70.

The Gamecocks have won both inside – 9-0 when shooting less than 33.3 percent from 3-point range, 8-0 when at least half of points come in the paint – and outside – 10-0 when shooting 33.3 percent or better from 3-point range, 11-0 when less than half of points come in the paint.

South Carolina has seen its top scorer come from both the starting lineup (9-0) and the bench (9-0) – with one game in which a starter and reserve tied for the team high (vs. Auburn – Welch, Wilson).

Diehard Defenders

While the offense has fluctuated in source and volume, the one standard for the Gamecocks – both this season and throughout head coach Dawn Staley's career – has been their defense. South Carolina is second in the nation in scoring defense, allowing 50.1 points per game with no opponent scoring more than 63 points. In fact, South Carolina has held an opponent under 50 points 10 times in 19 games this season.

Controlled Caroms

The Gamecocks have also built their success on the glass – an area, like defense, that head coach Dawn Staley preaches as a measure of effort as much as talent. South Carolina ranks eighth in

the nation in rebounding margin, out-boarding its opponents by 11.7 per game. The Gamecocks have out-paced their opponent by double-digit rebounds 10 times this season, including three SEC outings. The rebounding margin has been at least 20 three times – Clemson (+22), Savannah State (+35) and at Hampton (+27).

Bench Marks

While every competitor wants to be a starter, the Gamecocks have shown that the bench can be just as productive a position. The South Carolina bench has tied or out-scored its starting teammates 10 times this season, including five SEC contests, and has out-scored the entire opposing team five times – Clemson (Nov. 20), San Diego State (Nov. 23), NC Central (Dec. 1) and Florida (Jan. 19). In all, the bench has accounted for 48.1 percent of the Gamecocks' points this season, including 49.6 percent of the offense in SEC games.

Of the 73 double-figure games turned in this season, 36 of them have come from the bench – A'ja Wilson (16), Alaina Coates (10), Bianca Cuevas (5), Tina Roy (2), Jatarie White (2) and Asia Dozier (1).

Diversified Assets

South Carolina is often lauded for the depth of its talent, and the Gamecocks' improved offensive numbers certainly bear out those accolades – ninth in the nation at 78.8 points per game and third in the nation in field goal percentage (.488).

The embarrassment of riches has not upset South Carolina's chemistry but instead has strengthened it as each Gamecock plays for the good of the team instead of herself – a message head coach Dawn Staley often equates with USA

Basketball's utopian camaraderie and ultimate success.

Two stats that best exemplify the all-for-one mentality of the team are in the assist numbers – eighth in the nation at 18.1 per game – and that no Gamecocks is averaging more than 10 shots per game. In fact, on one of the nation's most efficient offensive teams, just two Gamecocks have made the minimum field goals required for individual ranking in field goal percentage – Tiffany Mitchell (3rd in SEC, 35th in nation) and A'ja Wilson (5th in SEC, 53rd in nation). Here's how those numbers break down.

Name	FGM/gm	FGA/gm	FG%	PPG
Mitchell	5.3	9.9	.532	15.3
Wilson	5.1	9.8	.513	13.6
Coates	3.7	6.8	.550	11.1
Welch	4.3	7.3	.590	9.6
Ibiam	3.0	5.1	.588	7.1

Zone Buster

Since the emergence of Elem Ibiam and the arrival of Alaina Coates in 2013-14, South Carolina has been a team feared for its inside presence. That perception got a boost with the addition of Jatarie White and A'ja Wilson this



Around the SEC

	SEC Games			Overall		
	W	L	Pct.	W	L	Pct.
South Carolina	7	0	1.000	19	0	1.000
Tennessee	7	0	1.000	17	3	.850
Mississippi St.	6	2	.750	21	2	.913
Kentucky	5	2	.714	16	4	.800
Georgia	5	3	.625	17	4	.809
Ole Miss	4	3	.571	14	6	.700
LSU	4	3	.571	10	9	.526
Texas A&M	4	3	.571	16	5	.761
Vanderbilt	3	4	.428	12	8	.600
Florida	2	5	.285	10	10	.500
Arkansas	1	6	.142	11	8	.578
Missouri	1	6	.142	11	9	.550
Alabama	1	6	.142	12	10	.545
Auburn	0	7	.000	9	11	.450

Coming Up

January 29

Auburn at Arkansas, 8 p.m. (SECN+)
Missouri at Florida, 7 p.m. (SECN+)
#5/7 Tennessee at #14 Kentucky, 7 p.m. (SECN)
Ole Miss at LSU, 9 p.m. (SECN)
Vanderbilt at #18/20 Miss. State, 8 p.m. (SECN+)

February 1

Arkansas at Alabama, 2 p.m. (SECN+)
Auburn at #10 Texas A&M, 3 p.m. (SECN+)
Florida at Vanderbilt, 4 p.m. (FSN)
#22/19 Georgia at #14 Kentucky, 1 p.m. (SECN)
#18/20 Miss. St. at #5/7 Tenn., 3 p.m. (SECN)

Rankings are listed as AP/ESPN Poll
All Times Eastern; TV Network in ()

AP Top 25

(Week of Jan. 26)

1. South Carolina	18-0
2. Connecticut	18-1
3. Baylor	18-1
4. Notre Dame	19-2
5. Maryland	17-2
6. Tennessee	17-3
7. Oregon State	18-1
8. Louisville	18-2
9. Florida State	19-2
10. Kentucky	16-4
11. Arizona State	18-2
12. Stanford	15-5
Texas A&M	16-4
14. Texas	14-4
15. Nebraska	15-3
16. North Carolina	17-4
17. Duke	14-6
18. Mississippi State	20-2
19. Princeton	17-0
20. Iowa	15-3
21. Georgia	17-4
22. Rutgers	14-5
23. Syracuse	15-5
24. Oklahoma	16-2
25. Chattanooga	16-2

USA Today Coaches Top 25

(Week of Jan. 26)

1. South Carolina	18-0
2. Connecticut	18-1
3. Baylor	18-1
4. Notre Dame	19-2
5. Maryland	17-2
6. Tennessee	17-3
7. Oregon State	18-1
8. Louisville	18-2
9. Florida State	19-2
10. Kentucky	16-4
11. Arizona State	18-2
12. North Carolina	17-4
13. Texas	14-4
14. Texas A&M	16-4
15. Stanford	15-5
16. Duke	14-6
17. Iowa	15-3
18. Mississippi State	20-2
19. Nebraska	15-3
20. Georgia	17-4
21. Princeton	17-0
22. Syracuse	15-5
23. Rutgers	14-5
24. George Washington	18-2
25. Seton Hall	19-2

season, and teams have packed into a zone early and often against the Gamecocks.

This season, South Carolina's guards have been effective at capitalizing on what opposing teams are willing to cede in that defensive alignment – the 3-point shot. The Gamecocks lead the SEC and rank 46th in the nation in 3-point field goal percentage, hitting 35.4 percent from outside the arc. The percentage is not far above last season's (.347), but after closing 2013-14 averaging 3.9 made 3s per game, South Carolina is fourth in the SEC with a 5.2 average this season. The most 3s made per game of the Staley era is 9.2 in 2009-10.

Junior Tiffany Mitchell has been the primary long-range shooter, ranking third in the SEC with 2.0 made 3s per game and sixth in the country with an SEC-best .469 3-point field goal percentage. But juniors Tina Roy and Asia Dozier have lifted their long-range production in SEC action as well. Roy is hitting a team-best 42.1 percent from the arc in league play and is 14th in the conference with 1.1 made 3s per game.

SWAT Team

South Carolina leads the SEC and ranks 10th in the nation with 6.3 blocked shots per game. The effort is a continuation of last season, during which the Gamecocks shattered the school record for blocks in a season by 41, recording 240 over 34 games for a 7.1 average.

Four Gamecocks rank among the SEC's top 11 blockers, led by freshman A'ja Wilson in third at 1.6 per game – a number that jumps to 2.0 per SEC game to rank third in the league. Sophomore Alaina Coates is just behind in fifth with 1.5 per game this season. Seniors Aleighsa Welch and Elem Ibiam are next in line with Welch swatting 1.3 per game for ninth and Ibiam rejecting 1.1 per game for 11th place.

Far Reaching

South Carolina head coach Dawn Staley enjoys an embarrassment of riches with four players listed at 6'4" or taller. Even more impressive might be the reach of the Gamecocks' top contributors, most with wingspans that exceed their height.

Name	Height	Reach	Diff.
Alaina Coates	6'4"	6'8"	+4"
Elem Ibiam	6'4"	6'8"	+4"
Tiffany Mitchell	5'9"	6'0"	+3"
Aleighsa Welch	6'0"	6'3"	+3"
Asia Dozier	6'0"	6'2"	+2"
A'ja Wilson	6'5"	6'6"	+1"

SEC Title Talk

In 2013-14, South Carolina became the seventh program to win the SEC regular-season title, and the Gamecocks and were predicted by the league's coaches and media to the repeat the feat this season. If Staley's group brings that forecast to fruition, it would be just the fourth team to repeat

All-Time Records vs. SEC

Opponent	Overall	Under Staley	SEC Season	SEC Tourn.	H	A	N	Streak	Last
Alabama	20-15	10-0	15-12	2-2	10-5	8-8	2-2	Won 10	W: 102-59, 1/8/15 (A)
Arkansas	12-17	5-3	12-15	0-2	8-5	4-10	0-2	Won 4	W: 67-49, 2/9/14 (H)
Auburn	18-21	6-3	13-15	1-1	11-7	6-12	1-2	Won 3	W: 77-58, 1/2/14 (H)
Florida	14-20	6-4	12-18	0-2	6-10	8-8	0-2	Won 6	W: 77-42, 1/19/15 (A)
Georgia	9-33	5-6	6-21	2-2	4-14	2-15	3-4	Won 2	W: 67-48, 3/7/14 (N)
Kentucky	22-32	6-8	18-24	0-2	16-9	6-19	0-4	Won 1	W: 68-60, 1/11/15 (H)
LSU	7-22	4-5	6-22	1-0	3-10	3-12	1-0	Won 3	W: 75-51, 1/4/15 (A)
Ole Miss	17-17	7-2	13-12	2-4	10-4	5-8	2-5	Won 5	W: 99-70, 1/30/14 (H)
Miss. State	14-16	5-3	13-14	0-2	9-5	5-9	0-2	Won 5	W: 71-64, 2/6/14 (A)
Missouri	3-1	2-1	2-1	—	1-0	1-1	1-0	Won 2	W: 60-48, 1/15/15 (A)
Tennessee	2-45	1-8	1-26	0-3	1-19	1-21	0-5	Lost 3	L: 61-73, 3/2/14 (A)
Texas A&M	1-3	1-3	1-2	0-1	1-1	0-1	0-1	Won 1	W: 79-61, 1/26/15 (H)
Vanderbilt	11-21	6-2	11-18	0-2	6-8	4-11	0-2	Won 3	W: 61-57, 1/26/14 (A)
Totals	150-263	64-48	123-199	8-23	84-97	53-135	10-30	Won 7	

as the regular-season champion, joining Tennessee (multiple times), Georgia (1996, 1997) and LSU (2005, 2006).

Two Grand

Junior guard Tiffany Mitchell joined senior Aleighsa Welch in the 1,000-point club against Liberty (Dec. 21), making it the first time a Gamecock team has had multiple 1,000-point scorers since 2001-02 when Shaunzinski Gortman and Jocelyn Penn both reached that plateau. In program history, there have been nine seasons that featured multiple 1,000-point scorers, including three seasons that saw three Gamecocks who surpassed the benchmark.

More on Muffin

Senior forward Aleighsa Welch – nicknamed Muffin at birth by her mother – continues to be at the foundation of the Gamecocks' success. The South Carolina high school standout who first took a chance on head coach Dawn Staley's vision has done everything asked to power the Gamecocks to the lofty heights achieved during her career. Always willing to do the "dirty work" that doesn't show up in the box score, Welch's energy and constant communication are what drive the Gamecocks and what has prompted her teammates to vote her a team captain each of the last three seasons.

Welch's consistent effort has her ranked among the program's career top 10 in six different categories, including three rebounding totals, while also among the top-20 scorers. Among the Gamecocks' 30 1,000-point scorers, she is one of just nine to amass at least 800 career rebounds as well. Her current career .586 field goal percentage is second in school history behind only Jocelyn Penn's school-record .593 (757-of-1277).

The expansion of the Gamecocks' frontline have brought her overall rebounding numbers

down slightly (5.7 rpg this season vs. 7.2 average previous three seasons), but Welch has lifted her game in SEC play, reeling in 6.7 per conference game. She also continues to provide consistency on the offensive end, shooting a team-high 59.0 percent from the field and handing out 1.8 assists per game.

Trademark TM

After elevating herself to the national conversation last season, junior guard Tiffany Mitchell continues to insert herself in national player of the year conversations, but the only thing constant about her game is its versatility.

Last season, Mitchell was the only player to appear in the rankings for scoring, rebounding, assists and steals in SEC action. The one weapon she frequently kept in check was her 3-point shooting.

This season, the junior has established herself as one of the most accurate 3-point shooters in the country – sixth at 46.9 percent. Her heightened accuracy was on full display against San Diego State (Nov. 23) when her 6-of-6 effort from 3 was the best perfect game in program history. She went on to match her career high with six 3s at Hampton as well, those coming on eight attempts.

Welch Watch

Already second in school history in career offensive rebounds, senior forward Aleighsa Welch looks to mount an attack on other parts of the Gamecock charts before closing out her career.

Here are a few of the career benchmarks she has a chance to catch:

Category	Current	Chasing	To Go
Points	1,296 (17th)	1,299 (16th)	3
FT Made	316 (8th)	319 (7th)	3
FT Att.	509 (6th)	513 (5th)	4
Rebs.	824 (8th)	834 (7th)	10
Off. Rebs	388 (2nd)	427 (1st)	39
Def. Rebs.	436 (8th)	437 (7th)	1
Dbl-Dbls.	19	20 (10th)	1
Blocks	116 (7th)	133 (6th)	17
Games	119	124 (10th)	5

Scoring Differentials

Largest lead in a win.....	by 64 (111-47), 2nd-0:52, Savannah state, 12/12
	by 64 (90-26), 2nd-0:36, NC Central, 12/1
Largest deficit overcome to win.....	by 12 (15-27), 1st-8:41, vs. Syracuse, 11/27

While Mitchell is third in the SEC with 2.0 made 3s per game, her emergence in that role has not thwarted development in the rest of her game. In fact, she is the only player in the nation to rank among the top 50 in NCAA Division I in all three shooting percentages – 6th in 3-pointers (.469),

35th in total field goals (.532) and 41st in free throws (.852).

Double Trouble

One of sophomore Alaina Coates' goals this season focuses around posting double-doubles, taking to heart her head coach's quip that the 6-foot-4 center is a "walking double-double." Ranking 34th in the nation and tied for the SEC lead with eight this season, the Irmo, S.C., native has 18 career double-doubles through 53 games, leaving her just two shy of making the Gamecocks' career top 10 in the category.

Bang off the Bench

The Class of 2014's No. 1 recruit, A'ja Wilson drew the start in her collegiate debut, but the 6-foot-5 Heathwood Hall product has thrived off the bench ever since. Overall on the season, Wilson is second on the team in scoring, ranking eighth in the SEC in at 13.6 ppg, and has been the Gamecocks' top scorer a team-high nine times. She is the only freshman to rank among the SEC's top 20 scorers and rebounders – standing eighth both.

Wilson is the only freshman on either the Wooden Award Midseason Top 20 or the Naismith Trophy Top 50. She has earned SEC Freshman of the Week three times and was the USBWA's first ever Freshman of the Week (games Dec. 1-7).

It's Elem-entary

Senior center Elem Ibiam is making a charge at the school record for career blocks this season

after setting the single-season mark with 83 in 2013-14. The Fayetteville, Ga., native is currently second with 151 in her career, trailing the Gamecocks' career record of 177 of set by Lakesha Tolliver (2004-07).

Class of 2015 Signee

Head coach Dawn Staley added one future Gamecock during the early signing period. Canada's Shay Colley signed her NLI with South Carolina on Nov. 18 and will have four years of eligibility upon enrollment.

Colley is a three-year standout for Team Canada in junior international play, representing her country in the 2014 FIBA U18 Americas Championship (silver), the 2013 FIBA U19 World Championship (7th) and the 2012 FIBA U17 World Championship (bronze).

Games Led Team In...

(Tied for team lead in each category included)

Scoring	2014-15	Career	Record
A'ja Wilson	9	9	9-0
Tiffany Mitchell	8	28	27-1
Alaina Coates	2	9	8-1
Aleighsa Welch	1	26	17-9
Asia Dozier	1	2	2-0
Elem Ibiam	0	6	4-2
Khadijah Sessions	0	3	2-1
Tina Roy	0	2	2-0

Rebounding	2014-15	Career	Record
Alaina Coates	10	28	26-2
A'ja Wilson	6	6	6-0
Aleighsa Welch	2	41	34-7
Elem Ibiam	1	12	12-0
Tiffany Mitchell	0	9	8-1

Assists	2014-15	Career	Record
Khadijah Sessions	6	17	15-2
Tina Roy	5	8	8-0
Tiffany Mitchell	5	22	21-1
Asia Dozier	3	13	13-0
Bianca Cuevas	3	3	3-0
Aleighsa Welch	1	11	8-3
Alaina Coates	1	1	1-0
Olivia Gaines	0	1	0-1

Miscellaneous Stats

Double-Doubles	2014-15	Career	Record
Alaina Coates	8	18	17-1
A'ja Wilson	4	4	4-0
Elem Ibiam	1	2	1-1
Aleighsa Welch	0	19	17-2
Tiffany Mitchell	0	4	4-0

20+ Points	2014-15	Career	Record
Tiffany Mitchell	3	11	11-0
Alaina Coates	2	8	7-1
A'ja Wilson	2	2	2-0
Elem Ibiam	1	1	1-0
Aleighsa Welch	0	5	3-2

10+ Points	2014-15	Career	Record
A'ja Wilson	16	16	16-0
Tiffany Mitchell	14	60	53-7
Alaina Coates	12	35	33-2
Aleighsa Welch	11	72	61-11
Elem Ibiam	6	31	27-4
Bianca Cuevas	5	5	5-0
Asia Dozier	3	12	11-1
Tina Roy	2	9	8-1
Jatarie White	2	2	2-0
Khadijah Sessions	1	16	15-1
Tiffany Davis	0	1	1-0

10+ Rebounds	2014-15	Career	Record
Alaina Coates	10	21	20-1
A'ja Wilson	4	4	4-0
Aleighsa Welch	2	24	22-2
Elem Ibiam	1	4	5-2
Tiffany Mitchell	0	7	6-1
Asia Dozier	0	1	1-0

5+ Assists	2014-15	Career	Record
Khadijah Sessions	3	8	8-0
Tina Roy	3	5	5-0
Bianca Cuevas	2	2	2-0
Tiffany Mitchell	1	8	8-0
Asia Dozier	0	8	8-0
Olivia Gaines	0	1	1-0
Aleighsa Welch	0	1	1-0

5+ Steals	2014-15	Career	Record
Tiffany Mitchell	2	7	7-0
Tiffany Davis	0	1	1-0

5+ Blocks	2014-15	Career	Record
Elem Ibiam	0	7	7-0
Alaina Coates	0	2	2-0
Aleighsa Welch	0	2	2-0

Team Specialty Stats

South Carolina/Opponent

	Pts. in Paint	Pts. Off TOs	2nd Chance Pts	Fast Break Pts
11/15 USC	32-36	16-22	14-10	4-8
11/20 Clem.	46-16	23-9	31-7	8-2
11/23 SDSU	40-8	3-2	15-9	24-2
11/27 vs. Wisc.	32-10	16-11	10-0	4-4
11/28 vs. Syr.	20-16	11-6	13-17	0-0
12/1 NCCU	58-12	31-7	3-3	34-0
12/4 Char.	46-20	19-15	26-4	10-13
12/7 at Duke	32-24	16-19	11-11	6-4
12/14 Sav. St.	70-26	34-12	24-3	18-6
12/17 at HU	26-14	10-19	17-6	11-4
12/20 vs. CMU	62-28	21-8	21-2	16-0
12/21 vs. LU	40-24	24-8	15-4	12-2
1/2 Aub.	52-24	28-12	16-13	22-8
1/4 at LSU	36-26	14-14	5-13	8-0
1/8 at Ala.	32-24	19-6	17-12	13-0
1/11 Ky.	36-28	9-19	18-4	10-18
1/15 at MU	22-14	10-0	14-4	6-0
1/19 at UF	46-26	20-13	11-12	14-4
1/26 TAMU	44-24	15-15	13-9	14-4
1/29 Alabama				
2/1 at Miss.				
2/5 at Ga.				
2/9 at UConn				
2/12 LSU				
2/15 Vandy				
2/19 at Ark.				
2/23 Tenn.				
2/26 Miss. St.				
3/1 at Ky.				
Averages	40.6-21.1	17.8-11.4	15.5-7.5	12.3-4.2

Starters vs. Bench Points

	SC Starters	Opp. Starters	SC Bench	Opp. Bench
11/15 USC	55	36	15	25
11/20 Clem.	54	27	45	14
11/23 SDSU	36	17	53	21
11/27 vs. Wisc.	28	37	39	7
11/28 vs. Syr.	37	55	30	8
12/1 NCCU	48	18	42	8
12/4 Char.	41	53	41	8
12/7 at Duke	34	33	17	17
12/14 Sav. St.	51	44	60	5
12/17 at HU	33	48	36	1
12/20 vs. CMU	46	29	34	16
12/21 vs. LU	43	32	41	12
1/2 Aub.	38	20	39	38
1/4 at LSU	28	35	47	16
1/8 at Ala.	47	25	55	34
1/11 Ky.	53	40	15	20
1/15 at MU	37	40	23	9
1/19 at Florida	30	19	47	23
1/26 TAMU	38	53	41	8
1/29 Alabama				
2/1 at Miss.				
2/5 at Ga.				
2/9 at UConn				
2/12 LSU				
2/15 Vandy				
2/19 at Ark.				
2/23 Tenn.				
2/26 Miss. St.				
3/1 at Ky.				
Averages	40.9	34.8	37.9	16.7

South Carolina's Record When...

	SEC	All		SEC	All
Record.....	7-0	19-0	No South Carolina players foul out	6-0	16-0
Playing a ranked opponent.	2-0	4-0	One or more SC players foul out.....	1-0	3-0
Playing at home	3-0	9-0	Having 20 or more assists	1-0	9-0
Playing on the road	4-0	6-0	Having less than 20 assists	6-0	10-0
Playing at neutral site	0-0	4-0	Scoring more pts. in paint than opponent	7-0	17-0
Leading at half	6-0	16-0	Scoring equal/less pts. in paint than opp.	0-0	2-0
Trailing at half	1-0	3-0	Scoring more pts. off TOs than opponent	4-0	13-0
Tied at half	0-0	0-0	Scoring equal/less pts. off TOs than opp.	3-0	6-0
Playing an overtime game	0-0	0-0	Scoring more 2nd-chance pts.	5-0	14-0
0 players score in double figures	0-0	0-0	Scoring equal/less 2nd-chance pts.....	2-0	5-0
1 player scores in double figures	0-0	0-0	Scoring more fast break pts.....	6-0	14-0
2 players score in double figures	3-0	5-0	Scoring equal/less fast break pts.....	1-0	5-0
3 players score in double figures	1-0	2-0	Wearing white uniforms	3-0	13-0
4 players score in double figures	1-0	5-0	Wearing black uniforms	4-0	6-0
5 players score in double figures	1-0	5-0	Wearing garnet uniforms.....	0-0	0-0
More than 5 players in double figures.....	1-0	2-0	Playing in tournaments/classics	4-0	
Starters out-score opponent's starters	4-0	12-0	Playing on live television	7-0	14-0
Opponent's starters score equal/more	3-0	7-0	Playing in November.....	5-0	
Bench out-scores opponent's bench	6-0	16-0	Playing in December	7-0	
Opponent's bench scores equal/more.....	1-0	3-0	Playing in January	7-0	7-0
Shooting 50% or better	3-0	9-0	Playing in February	0-0	0-0
Shooting between 40-49%	2-0	6-0	Playing in March.....	0-0	0-0
Shooting between 30-39%	2-0	4-0	Playing during the day.....	2-0	7-0
Shooting less than 30%	0-0	0-0	Playing at night	5-0	12-0
Opponent shoots 50% or better	0-0	0-0	Playing on Sunday.....	2-0	6-0
Opponent shoots between 40-49%	0-0	1-0	Playing on Monday.....	2-0	3-0
Opponent shoots between 30-39%	5-0	13-0	Playing on Tuesday.....	0-0	0-0
Opponent shoots less than 30%	2-0	5-0	Playing on Wednesday.....	0-0	1-0
Shooting better than opponent.....	7-0	18-0	Playing on Thursday.....	2-0	5-0
Shooting worse than/equal to opponent	0-0	1-0	Playing on Friday	1-0	2-0
Having more FTs made than opponent	6-0	14-0	Playing on Saturday.....	0-0	2-0
Having equal/less FTs made than opponent	1-0	5-0	Margin is less than 5 pts.	0-0	2-0
Out-rebounding opponent.....	7-0	17-0	Margin is between 5-9.....	1-0	2-0
Having equal/less rebounds than opponent	0-0	2-0	Margin is between 10-19.....	3-0	3-0
Having more TOs than opponent	4-0	6-0	Margin is 20 pts. or more	3-0	12-0
Having equal or less TOs than opponent.....	3-0	13-0	Having a 20-pt. scorer	2-0	6-0
Attempting more FT than 3FG.....	6-0	15-0	Having a 30-pt. scorer	0-0	0-0
Attempting equal/less FT than 3FG	1-0	4-0	Scoring 49 points or less.....	0-0	0-0
Making 5 or more 3FGs.....	2-0	10-0	Scoring 50-59 points	0-0	1-0
Making less than 5 3FGs.....	5-0	9-0	Scoring 60-69 points.....	2-0	5-0
Making no 3 FGs.....	0-0	0-0	Scoring 70-79 points.....	4-0	5-0
Attempting 15 or more 3FGs	4-0	10-0	Scoring 80-89 points.....	0-0	4-0
Attempting less than 15 3FGs	3-0	9-0	Scoring 90-99 points.....	0-0	2-0
			Scoring 100 points or more	1-0	2-0

The Last Time...

Individual

Scored 50 Points

South Carolina	51, Jocelyn Penn vs. Stetson, 1/4/03
Opponent	Never

Scored 40 Points

South Carolina	51, Jocelyn Penn vs. Stetson, 1/4/03
Opponent	46, Cornelia Gayden, LSU, 1/14/95

Scored 30 Points

South Carolina	30, Ieasia Walker vs. Clemson, 11/18/10
Opponent	32, LaQueta Ferguson, Florida International, 11/25/07

Grabbed 20 Rebounds

South Carolina	25, Kelsey Bone vs. Boston University, 12/28/09
Opponent	24, Courtney Paris, Oklahoma, 12/30/07

Grabbed 15 Rebounds

South Carolina	16, Alaina Coates vs. CSU Northridge, 3/23/14
Opponent	17, Briana Day, Syracuse, 11/28/14

Two Players with 20 or More Points

South Carolina	A'ja Wilson 23/Elem Ibiam 21/Alaina Coates 20 vs. Savannah State, 12/14/14
Opponent	Monica Engelmann 27/Angel Goodrich 20, Kansas, 3/25/13

Two Players with 10 or More Rebounds

South Carolina	Alaina Coates 14/A'ja Wilson 10 vs. Auburn, 1/2/15
Opponent	Quistelle Williams 10/Berna Calli 10, Arkansas, 1/27/13

Had 10 Assists

South Carolina	10, Tina Roy vs. Savannah State, 12/14/14
Opponent	11, Marneshia Richard, Mississippi State, 1/21/07

Had Five Steals

South Carolina	5 vs. Central Michigan, 12/20/14
Opponent	5, Keira Peak, Arkansas, 2/9/14

Had Five Blocked Shots

South Carolina	5, Elem Ibiam vs. Georgia, 2/27/14
Opponent	6, Ashley Rininger, Liberty, 12/21/14

Had a Double-Double

South Carolina	Alaina Coates vs. Texas A&M, 1/26/15
Opponent	Briana Day (13 pts/17 rebs), Syracuse, 11/28/14

Two Players had a Double-Double

South Carolina	Alaina Coates (11 pts/14 rebs)/A'ja Wilson (12 pts/10 rebs) vs. Auburn, 1/2/15
Opponent	Chiney Ogwumike (11 pts/10 rebs)/Nnemkadi Ogwumike (39 pts/10 rebs), Stanford, 3/24/12

Three Players had a Double-Double

South Carolina	Ashley Bruner (16 pts/12 rebs)/Aleighsa Welch (16 pts/ 11 rebs)/Elem Ibiam (12 pts/10 rebs) vs. Kansas, 3/25/13
Opponent	Merlakia Jones (26 pts/10 rebs)/Takilya Davis (19 pts/13 rebs)/DeLisha Milton (14 pts/15 rebs), at Florida, 2/20/94

Had a Triple-Double

South Carolina	Iva Sliskovic (18 pts, 15 rebs, 10 assts) vs. High Point, 12/20/06
Opponent	Never

Team

Scored 100 Points

South Carolina	102 vs. North Carolina A&T, 3/21/08
Opponent	103, Clemson, 11/21/03

Won by 30 or More Points

South Carolina	102-59 (43) at Alabama, 1/8/15
Opponent	66-34 (32), Georgia, 3/4/11

Shot 65% or Better from the Field

South Carolina	.652 (45-69) vs. East Tennessee State, 12/19/00
Opponent	Never

Shot 60% or Better from the Field

South Carolina	.603 (35-58) vs. NC Central, 12/1/14
Opponent	.604 (29-48), Vanderbilt, 1/18/01

Shot 50% or Better from the Field

South Carolina	.593 (32-54) at Florida, 1/19/15
Opponent	.535 (23-43), Missouri, 2/28/13

No Players in Double-Figure Points

South Carolina	at Auburn, 1/19/12
Opponent	at LSU, 1/4/15

Five Players in Double-Figure Points

South Carolina	at Alabama 1/8/15
Opponent	Arkansas, 2/14/10

More Than Five Players in Double-Figure Points

South Carolina	6 at Alabama 1/8/15
Opponent	6 at Georgia, 2/13/03

Faced AP Top-25 Opponent

Win	79-61 vs. No. 12 Texas A&M, 1/26/15
Loss	65-58 vs. No. 12 North Carolina, 3/30/14

Faced AP Top-10 Opponent

Win	68-60 vs. No. 10 Kentucky, 1/11/15
Loss	61-73 at No. 10 Tennessee, 3/2/14

Faced AP Top-5 Opponent

Win	55-50 vs. No. 5 Kentucky, 1/24/13
Loss	49-53 vs. No. 1 Stanford, 12/19/12

Faced AP No. 1 Team

Win	Never
Loss	49-53 vs. No. 1 Stanford, 12/19/12

Overtime Game

Win	58-55 vs. Drexel, 11/28/12
Loss	65-57 at Texas A&M, 1/16/14

Double-Overtime Game

Win	92-91 at Florida State, 2/4/91
Loss	92-94 at Clemson, 11/19/09

South Carolina Was Ranked (AP Poll)

No. 1	1/26/15
Top 10	No. 1, 1/26/15
Top 25	No. 1, 1/26/15

2014-15 Team High/Low

South Carolina Highs	South Carolina Lows	Category	Opponent Lows	Opponent Highs
111 vs. Savannah State, 12/14	51 at Duke, 12/7	Points in Game	26, NC Central, 12/1	63, Syracuse, 11/28
60 (1st) vs. Savannah State, 12/14	17 (1st) at Duke, 12/7	Points in Half	10 (2nd), NC Central, 12/1	41 (2nd), Auburn, 1/2
38 vs. Savannah State, 12/14	20 at Duke, 12/7	Field Goals Made	10, NC Central, 12/1	24, Texas A&M, 1/26
38 vs. Clemson, 11/20				24, Charlotte, 12/4
72 vs. Central Michigan, 12/20	50 vs. Southern Cal, 11/15	Field Goal Attempts	45, NC Central, 12/1	70, at Florida, 1/19
72 vs. Clemson, 11/20				
.638 (37-58) at Alabama, 1/8	.338 (23-68) vs. Kentucky, 1/11	FG Percentage	.222 (10-45), NC Central, 12/1	.453 (24-53), Charlotte, 12/4
11 at Alabama, 1/8	1 vs. Texas A&M, 1/26	3-Point FG Made	1, at Florida, 1/15	7, at Missouri, 1/15
	1 vs. Savannah State, 12/14		1, at LSU, 1/4	7, Syracuse, 11/28
			1, Savannah State, 12/14	
28 vs. C. of Charleston, 11/14	4 vs. Texas A&M, 1/26	3-Point FG Attempts	7, at LSU, 1/4	22, at Missouri, 1/15
				22, Syracuse, 11/28
.533 (8-15) vs. Clemson, 11/20	.125 (1-8) vs. Savannah St., 12/14	3-Point FG Percentage	.067 (1-15), at Florida, 1/19	.429 (6-14), San Diego St., 11/23
34 vs. Savannah State, 12/14	3 vs. Central Michigan, 12/20	Free Throws Made	3, Texas A&M, 1/26	17, at Alabama, 1/8
			3, at Florida, 1/19	
			3, Clemson, 11/20	
47 vs. Savannah State, 12/14	9 vs. Central Michigan, 12/20	Free Throw Attempts	4, at Florida, 1/19	22, at Alabama, 1/8
				22, Wisconsin, 11/27
.850 (17-20) at Alabama, 1/8	.333 (3-9) vs. Central Mich., 12/20	FT Percentage	.375 (6-16), at LSU, 1/4	1.000 (6-6), Liberty, 12/21
56 vs. Savannah State, 12/14	30 at Alabama, 1/8	Rebounds	20, Charlotte, 12/4	50, Syracuse, 11/28
26 vs. NC Central, 12/1	6 at Missouri, 1/15	Assists	2, NC Central, 12/1	16, Charlotte, 12/4
21 vs. NC Central, 12/1	2 at Hampton, 12/17	Steals	1, Wisconsin, 11/27	13, at LSU, 1/4
10 vs. Kentucky, 1/11	1 vs. San Diego St., 11/23	Blocked Shots	0, at Missouri, 1/15	9, Liberty, 12/21
10 vs. Southern Cal, 11/15				
23 at LSU, 1/4	5 vs. Syracuse, 11/28	Turnovers	10, at Hampton, 12/17	29, San Diego St., 11/23
20 vs. Texas A&M, 1/26	7 vs. Central Michigan, 12/20	Fouls	12, Central Michigan, 12/20	31, Savannah State, 12/14
	7 vs. San Diego St., 11/23			
	7 vs. Clemson, 11/20			

2014-15 Individual Superlatives

Category	South Carolina	Opponent
Points in Game	23 by A'ja Wilson vs. Savannah State, 12/14	26 by Hasina Muhammad, Auburn, 1/2
Points in Half	15 (1st) by Tiffany Mitchell vs. Syracuse, 11/28	18 (2nd) by Hasina Muhammad, Auburn, 1/2
Field Goals Made	8 by Tiffany Mitchell, at Florida, 1/19	9 by Crystal Bradford, Central Michigan, 12/20
	8 by Tiffany Mitchell, at Missouri, 1/15	
	8 by A'ja Wilson vs. Savannah State, 12/14	
	8 by A'ja Wilson vs. Charlotte, 12/4	
	8 by Aleighsa Welch vs. Clemson, 11/20	
Field Goal Attempts	17 by A'ja Wilson vs. Auburn, 1/2	21 by Courtney Williams, Texas A&M, 1/26
		21 by Brianna Butler, Syracuse, 11/28
FG Percentage	1.000 (7-7) by Elem Ibiam vs. Charlotte, 12/4	1.000 (5-5) by Drew Edelman, Southern Cal, 11/15
3-Point FG Made	6 by Tiffany Mitchell at Hampton, 12/17	4 by Sierra Michaelis, at Missouri, 1/15
	6 by Tiffany Mitchell vs. San Diego State, 11/23	4 by Brianna Butler, Syracuse, 11/28
3-Point FG Attempts	9 by Tina Roy vs. Syracuse, 11/28	10 by Brianna Butler, Syracuse, 11/28
3-Point FG Percentage	1.000 (6-6) by Tiffany Mitchell vs. San Diego State, 11/23	1.000 (3-3) by Hillary Sigmon, Charlotte, 12/4
Free Throws Made	11 by Tiffany Mitchell vs. Kentucky, 1/11	10 by Hasina Muhammad, Auburn, 1/2
Free Throw Attempts	12 by Tiffany Mitchell vs. Kentucky, 1/11	11 by Meoshonti Knight, at Alabama, 1/8
	12 by Tiffany Mitchell vs. Southern Cal, 11/15	11 by Briana Day, Syracuse, 11/28
FT Percentage	1.000 (6-6) by Tiffany Mitchell, Texas A&M, 1/26	1.000 (10-10) by Hasina Muhammad, Auburn, 1/2
	1.000 (6-6) by Alaina Coates at Alabama, 1/8	
	1.000 (6-6) by Alaina Coates vs. Southern Cal, 11/15	
Rebounds	14 by Aleighsa Welch, at Missouri, 1/15	17 by Briana Day, Syracuse, 11/28
	14 by Alaina Coates vs. Auburn, 1/2	
Assists	10 by Tina Roy vs. Savannah State, 12/14	9 by Alexis Peterson, Syracuse, 11/28
Steals	7 by Tiffany Mitchell vs. NC Central, 12/1	4 by Rebecca Greenwell, at Duke, 12/7
		4 by Kaneisha Horn, Southern Cal, 11/15
Blocked Shots	4 by Aleighsa Welch vs. Southern Cal, 11/15	6 by Ashley Rininger, Liberty, 12/21
Turnovers	6 by Tiffany Mitchell vs. Southern Cal, 11/15	7 by McKynzie Fort, San Diego State, 11/23

Career Highs

Alaina Coates

Pts	24, 2x, last vs. Ole Miss, 1/30/14
FG	11 vs. Vanderbilt, 1/5/14
FGA	16 vs. Vanderbilt, 1/5/14
FG %	1.000 (7-7) vs. SC St., 12/22/13
FT	11 at San Diego St., 11/23/13
FTA	15 at San Diego St., 11/23/13
FT %	1.000 (9-9) vs. SC St., 12/22/13
Reb	17 vs. Kentucky, 1/9/14
Off Reb	7 vs. Kentucky, 1/9/14
Def Reb	13 vs. CSU Northridge, 3/23/14
Blk	5, 2x, last vs. Florida, 2/23/14
Stl	3, 2x, last at Florida, 1/19/15
Asst	3, 2x, last vs. Texas A&M, 1/26/15
Min	30 vs. Southern Cal, 11/15/14

Biana Cuevas

Pts	12 at Hampton, 12/17/14
FG	5 at Hampton, 12/17/14
FGA	10 vs. Clemson, 11/20/14
FG %	.833 (5-6) at Hampton, 12/17/14
3FG	2, 2x, last at Hampton, 12/17/14
3FGA	6 vs. Clemson, 11/20/14
3FG %	.667 (2-3) at Hampton, 12/17/14
FT	4 at Alabama, 1/8/15
FTA	4, 2x, last at Missouri, 1/15/15
FT %	1.000 (4-4) at Alabama, 1/8/15
Reb	3, 3x, last at Alabama, 1/8/15
Stl	4, 2x, last vs. Savannah State, 12/14/14
Asst	5, 2x, last vs. NC Central, 12/1/14
Min	20, 2x, last vs. Auburn, 1/2/15

Tiffany Davis

Pts	11 vs. Ole Miss, 1/30/14
FG	3 vs. Savannah State, 12/28/13
FGA	6 vs. SC State, 12/22/13
FG %	1.000 (3-3) vs. Savannah St., 12/28/13
3FG	2, 3x, last vs. Ole Miss, 1/30/14
3FGA	5 vs. Winthrop, 12/20/13
3FG %	1.000 (2-2), 3x, last vs. Ole Miss, 1/30/14
FT	4 at Tennessee, 3/2/14
FTA	4 at Tennessee, 3/2/14
FT %	1.000 (4-4) at Tennessee, 3/2/14
Reb	6 at Arkansas, 1/2/14
Off Reb	2 vs. Arkansas, 2/9/14
Stl	5 vs. Elon, 11/9/12
Asst	3, 4x, last vs. SC St., 12/22/13
Min	30 at Arkansas, 1/2/14

Asia Dozier

Pts	16, 2x, at San Diego St., 11/23/13
FG	6, 2x, last at Alabama, 1/8/15
FGA	13 at San Diego St., 11/23/13
FG %	1.00 (4-4) at Kentucky, 2/14/13
3FG	4 at San Diego State, 11/23/13
3FGA	10 at San Diego St., 11/23/13
3FG %	1.000 (2-2), 2x, last vs. Savannah St, 12/28/13
FT	4, 2x, last vs. Oregon St., 3/25/14
FTA	7 vs. Elon, 11/9/12
FT %	1.000 (4-4) vs. Oregon State, 3/25/14
Reb	10 vs. Elon, 11/9/12
Off Reb	4 vs. Elon, 11/9/12
Stl	2, 7x, last at Alabama, 1/8/15
Asst	6, 2x, last vs. Georgia, 3/7/14
Min	40 at Arkansas, 1/2/14

Kaydra Duckett

Pts	2 vs. NC Central, 12/1/14
Reb	1, 3x, last at Alabama, 1/8/15
Stl	1, 2x, last vs. Liberty, 12/21/14
Asst	1 vs. Clemson, 11/20/14
Blk	1 vs. Central Michigan, 12/20/14
Min	7 vs. Savannah State, 12/14/14

India Farmer

Pts	3, 2x, last vs. Alabama, 1/19/14
FG	1, 2x, last vs. Alabama, 1/19/14
FGA	3 vs. NC Central, 12/2/13
FG %	.333 (1-3) vs. NC Central, 12/2/13
3FG	1, 2x, last vs. Alabama, 1/19/14
3FGA	2 vs. NC Central, 12/2/13
3FG %	.500 (1-2) vs. NC Central, 12/2/13
FT	2 at Florida, 1/19/15
FTA	2, 2x, last, at Florida, 1/19/15
FT %	1.000 (2-2) at Florida, 1/19/15
Reb	3 vs. NC Central, 12/2/13
Off Reb	1, 3x, last vs. Clemson, 11/20/14
Min	11 vs. NC Central, 12/2/13

Olivia Gaines

Pts	7 vs. Savannah State, 12/28/13
FG	3 vs. Savannah State, 12/28/13
FGA	5 vs. Liberty, 12/21/14
FG %	1.000 (2-2) at Texas A&M, 1/16/14
FT	3 vs. Arkansas, 2/9/14
FTA	3 vs. Arkansas, 2/9/14
FT %	1.000 (3-3) vs. Arkansas, 2/9/14
Reb	5, 2x, last vs. Clemson, 11/20/14
Off Reb	3, 2x, last vs. Clemson, 11/20/14
Stl	3, 2x, last vs. Liberty, 12/21/14
Asst	5 vs. Charleston Sthrn., 11/8/13
Min	23 vs. Alabama, 1/19/14

Elem Ibiam

Pts	21 vs. Savannah State, 12/14/14
FG	8 vs. Alabama, 3/7/13
FGA	14 at Charlotte, 12/8/13
FG %	1.000 (7-7), 2x, last vs. Charlotte, 12/4/14
FT	7 vs. Savannah State, 12/14/14
FTA	10 vs. Louisiana Tech, 11/10/13
FT %	1.00 (4-4) vs. Alabama, 1/19/14
Reb	12, 2x, last vs. Central Michigan, 12/20/14
Off Reb	6, 2x, last vs. Central Michigan, 12/20/14
Def Reb	10 at Texas A&M, 1/16/14
Blk	7 at Mississippi State, 2/6/14
Stl	2, 4x, last vs. North Carolina, 12/18/13
Asst	3 vs. South Dakota St., 3/23/13
Min	34 at Texas A&M, 1/16/14

Tiffany Mitchell

Pts	25 vs. Georgia, 2/27/14
FG	8, 4x, last at Florida, 1/19/15
FGA	17 vs. Tennessee, 1/3/13
FG %	.857 (6-7) vs. Savannah State, 12/14/14
3FG	6, 2x, last at Hampton, 12/17/14
3FGA	8, 2x, last at Hampton, 12/17/14
3FG %	1.000 (6-6) vs. San Diego State, 11/23/14
FT	13 vs. CSU Northridge, 3/23/14
FTA	17 vs. CSU Northridge, 3/23/14
FT %	1.000 (10-10) vs. Georgia, 2/27/14
Reb	11, 5x, last at Arkansas, 1/2/14
Off Reb	6 at Florida, 1/20/13
Blk	2, 3x, last at Missouri, 1/15/15
Stl	7 vs. NC Central, 12/1/14
Asst	9 at San Diego State, 11/23/13
Min	40 vs. Syracuse, 11/28/14

Tina Roy

Pts	15 vs. Presbyterian, 11/27/11
FG	5, 3x, last vs. Kentucky, 1/9/14
FGA	12 vs. Georgia, 3/2/12
FG %	1.000 (4-4) at Alabama, 1/8/15
3FG	5 vs. Presbyterian, 11/27/11
3FGA	9, 3x, last vs. Syracuse, 11/28/14
3FG %	1.000 (3-3) at Alabama, 1/8/15
FT	4 at Southern Cal, 11/25/13
FTA	4, 4x, last vs. Georgia, 2/27/14
FT %	1.000 (4-4) at Southern Cal, 11/25/13
Reb	8 at Mississippi State, 2/6/14
Off Reb	3, 2x, last vs. CSU Northridge, 3/23/14
Stl	3 vs. Southern Cal, 11/15/14
Asst	10 vs. Savannah State, 12/14/14
Min	31 vs. Vanderbilt, 1/5/14

Khadijah Sessions

Pts	19 vs. Auburn, 2/3/13
FG	6, 2x, last vs. Seton Hall, 11/17/13
FGA	15 at Missouri, 2/28/13
FG %	.800 (4-5) vs. Alabama, 3/7/13
3FG	3, 3x, last vs. Kentucky, 1/11/15
3FGA	6, 3x, last vs. Kentucky, 1/11/15
3FG %	1.00 (3-3) at Kentucky, 2/20/14
FT	8 vs. Auburn, 2/3/13
FTA	12 vs. Missouri, 2/2/14
FT %	1.00 (5-5) at Kentucky, 2/20/14
Reb	6 vs. Clemson, 11/20/14
Off Reb	3 at Missouri, 2/28/13
Stl	4, 8x, last vs. Texas A&M, 1/26/15
Asst	8 vs. NC Central, 12/1/14
Min	37 at Southern Cal, 11/25/13

Aleighsa Welch

Pts	23 vs. N. Carolina, 12/18/13
FG	10 at Kentucky, 2/20/14
FGA	19 at Tennessee, 3/2/14
FG %	1.000 (6-6), 2x, last vs. Auburn, 1/2/15
FT	10 at Xavier, 11/30/11
FTA	15 at Xavier, 11/30/11
FT %	1.00 (4-4) at Seton Hall, 12/2/12
Reb	17 vs. C. of Charleston, 11/14/13
Off Reb	8, 6x, last at Texas A&M, 1/16/14
Def Reb	10, 2x, last at Missouri, 1/15/15
Blk	5, 2x, last at Kentucky, 2/20/14
Stl	3, 4x, last at Clemson, 11/20/13
Asst	5 vs. Savannah State, 12/28/13
Min	43 at Texas A&M, 1/6/14

Jatarie White

Pts	11 vs. Clemson, 11/20/14
FG	5 vs. Clemson, 11/20/14
FGA	12 vs. Clemson, 11/20/14
FG %	.600 (3-5) vs. San Diego State, 11/23/14
FT	2 vs. Wisconsin, 11/27/14
FTA	4 at Florida, 1/19/15
FT %	.667 (2-3) vs. Wisconsin, 11/27/14
Reb	6 vs. San Diego St., 11/23/14
Off Reb	3, 2x, last vs. Kentucky, 1/11/15
Def Reb	5 vs. San Diego St., 11/23/14
Min	22 vs. San Diego St., 11/23/14

A'ja Wilson

Pts	23 vs. Savannah State, 12/14/14
FG	8, 2x, last vs. Savannah State, 12/14/14
FGA	17 vs. Auburn, 1/2/15
FG %	.800 (8-10) vs. Savannah State, 12/14/14
FT	8 vs. NC Central, 12/1/14
FTA	10, 2x, last vs. Liberty, 12/21/14
FT %	.888 (8-9) vs. NC Central, 12/1/14
Reb	13 at LSU, 1/4/15
Off Reb	5 vs. NC Central, 12/1/14
Def Reb	10 at LSU, 1/4/15
Blk	3, 5x, last vs. Kentucky, 1/11/15
Stl	3, 4x, last vs. Central Michigan, 12/20/14
Asst	3, 2x, last at Alabama, 1/8/15
Min	28 vs. Kentucky, 1/11/15



DAWN STALEY

7th Season at South Carolina Virginia, 1992

When three-time Olympic gold medalist Dawn Staley took the reins of the University of South Carolina women's basketball program on May 10, 2008, the Gamecocks' stature immediately rose not just in the Southeastern Conference but on the national stage as well. Building on a foundation of hard work, defensive effort and a "team first" mentality, South Carolina began to realize those expectations in 2011-12. Three consecutive 25-win seasons were capped with the 2013-14 squad's 29-win effort that included the program's first SEC regular-season championship and No. 1 seed in the NCAA Tournament as well as the Gamecocks' second NCAA Sweet 16 appearance in three seasons.

In her 14 seasons as a head coach, Staley has amassed a 312-151 record, including her 140-71 slate in six seasons at South Carolina. She has led her teams to nine 20-win seasons, a total of 11 postseason appearances (two WNIT), highlighted by the Gamecocks' pair of Sweet 16 appearances and 14 weeks in the Associated Press top 10, including four in the top five. The future continues to brighten as the nation's top recruits make Columbia, S.C., a highly coveted destination. Consistently signing the top players in the state, Staley's 2014 group illustrated the seeds her staff had been sowing since its arrival as the No. 1 recruit in the class joined two other top-35 entries among the five-member class that was ranked No. 2 in the nation.

While her coaching career is blossoming, Staley is still recognized for her body of work as a one of the most decorated participants in United States women's basketball history. The Naismith Memorial Basketball Hall of Fame solidified her legacy with her enshrinement into the Hall as part of the Class of 2013. The Phoenix Club of Philadelphia established the Dawn Staley Award recognizing the nation's top guard in women's Division I basketball in 2013 as well. Staley was inducted into the Women's Basketball Hall of Fame as part of the Class of 2012 and was one of the final nominees for induction to the U.S. Olympic Hall of Fame the same year. In the summer of 2011, the WNBA recognized her as one of the league's "Top 15," honoring the most influential players in the league's history.

At the helm of the Gamecocks over the last six seasons, Staley has been named National Coach of the Year (2014, Basketball Times), Naismith National Coach of the Year Finalist (2014), SEC Coach of the Year (2014, Coaches and AP) and BCA Female Coach of the Year (2012). She has coached an All-American, 12 All-SEC selections, five SEC All-Freshman team selections, an SEC Player of the Year, an SEC Sixth Player of the Year, an SEC Defensive Player of the Year and two SEC Freshmen of the Year. South Carolina's 29 wins in 2013-14 were one shy of the overall school record, breaking the best mark since joining the SEC of 25 set in 2011-12 and tied in 2012-13. The Gamecocks have won more SEC games than the season before in each of Staley's last five seasons, and her 52 SEC victories are more than any other Gamecock coach and account for 44.8 percent of the program's total 116 league wins. She has helped the Gamecocks to three of the program's four top-four finishes in the SEC, including the first regular-season championship in 2013-14. Her 97 overall wins in the last four seasons marks the most successful four-year stretch in program history.

Year-by-Year Coaching Record

Year	School	Record	Conf. Rec.	Conf. Finish	Postseason
2000-01	Temple	19-11	11-5	2nd East	WNIT
2001-02	Temple	20-11	12-4	2nd East	A-10 Tourn. Champ./NCAA 1st Round
2002-03	Temple	14-15	9-7	2nd East	
2003-04	Temple	21-10	14-2	1st East	A-10 Tourn. Champ./NCAA 1st Round
2004-05	Temple	28-4	16-0	1st East*	A-10 Tourn. Champ./NCAA 2nd Round
2005-06	Temple	24-8	12-4	3rd	A-10 Tourn. Champ./NCAA 1st Round
2006-07	Temple	25-8	13-1	2nd	NCAA 2nd Round
2007-08	Temple	21-13	12-2	T-1st	NCAA 1st Round
2008-09	South Carolina	10-18	2-12	11th	
2009-10	South Carolina	14-15	7-9	T-7th	
2010-11	South Carolina	18-15	8-8	T-5th	WNIT 2nd Round
2011-12	South Carolina	25-10	10-6	T-4th	NCAA Sweet 16
2012-13	South Carolina	25-8	11-5	T-4th	NCAA 2nd Round
2013-14	South Carolina	29-5	14-2	1st	NCAA Sweet 16
2014-15	South Carolina	19-0	7-0		
Career	15th season	312-151	158-67		
At SC	7th season	140-71	59-42		

HEAD COACH

Coaching Highlights

College

- 9 NCAA Tournament Appearances (3 at South Carolina)
- 9 20-Win Seasons (3 at South Carolina)
- 2 Regular-Season Conference Titles (SEC 2014; A-10 2008)
- Naismith National Coach of the Year Finalist (2014)
- Basketball Times National Coach of the Year (2014)
- Two-time WBCA Region Coach of the Year (Region 3 2014; Region 1 2005)
- Three-time Conference Coach of the Year (SEC 2014; A-10 2004, 2005)

USA Basketball

- Senior National Team Asst. Coach (2006-08, 2014) – FIBA World Championship gold medal (2014), Beijing Olympics gold medal (2008), FIBA Americas Championship gold medal (2007), FIBA World Championship bronze medal (2006)
- U18 National Team Head Coach – FIBA U18 Americas Championship gold medal (2014)
- Select Team Court Coach (Summer 2012)

Playing Highlights

U.S. Professional – 11 seasons

- Five-time WNBA All-Star (2001, 2002, 2003, 2005, 2006)
- Two-time ABL All-Star (1997, 1998)
- WNBA All-Decade Team

USA Basketball

- Three-time Olympic gold medalist (1996, 2000, 2004)
- Flag bearer for U.S. in Olympic Games Opening Ceremony (2004)
- Two-time USA Basketball Female Athlete of the Year (1994, 2004)

College – Virginia (1989-92)

- Three-time Kodak All-America (1990, 1991, 1992)
- Honda-Broderick Cup Award for Collegiate Female Athlete of the Year (1991)
- Two-time ACC Player of the Year (1991, 1992)
- NCAA Tournament Most Outstanding Player (1991)

Other Notables

- Naismith Memorial Basketball Hall of Fame, Class of 2013
- Order of the Palmetto Recipient (2013)
- Women's Basketball Hall of Fame, Class of 2012



ALAINA COATES

6-4 • Sophomore • Center
Irmo, S.C. • Dutch Fork

- Named to the Naismith Trophy Top 50 Watch List, one of four centers selected
- Has started five games this season
- Is fourth in the SEC in rebounds and 20th in scoring ... also among the league's top 15 in blocks (5th, 1.5/gm), offensive rebounds (9th, 3.0/gm) and free throw percentage (13th)
- Has eight double-doubles this season, second-most in the SEC and 34th in the nation
- Has scored in double figures 12 times and posted double-digit rebounds 10 times
- Has been the team's top scorer twice – Southern Cal, at Alabama
- Has led team in rebounds 10 times – Southern Cal, Clemson, Wisconsin, Charlotte, at Duke, Savannah State, at Hampton, Auburn, at Florida, Texas A&M
- Had her best game against a ranked team this season with a double-double against #12/10 Texas A&M (Jan. 26), including nine points and six rebounds in second half to help deliver victory
- Dominated Florida's (Jan. 19) frontline on the glass for her fifth game of 13 or more rebounds
- Hit all six of her free throw attempts in final 2:00 at Missouri (Jan. 15) to seal Gamecocks' win
- Grabbed a pair of rebounds during game-changing 5-0 run midway through second half of win over #10/11 Kentucky (Jan. 11)
- Scored eight points in a 13-2 first-half run that broke open the game at Alabama (Jan. 8)
- Reeled in season-high 14 rebounds in SEC opener against Auburn (Jan. 2) with seven in each half en route to seventh double-double of the season
- Posted third-straight double-double in game against Central Michigan (Dec. 20), including 12 points in the second half
- After just six minutes of first-half play at Hampton (Dec. 17), posted 12 points and nine rebounds to hold off Lady Pirates in the second half en route to second-straight double-double
- Grabbed six of her team-high 10 rebounds at #9/8 Duke (Dec. 7) in the second half, including two defensive in the critical final two minutes of the comeback win
- Responded to coming off the bench against Charlotte (Dec. 4) with a double-double and a career-high three assists in 23 minutes
- Shook off slow start vs. Clemson (Nov. 20) to finish with 12 points and 10 rebounds – eight points and seven rebounds of which came in second half
- Drew start in season opener vs. Southern Cal (Nov. 15) and delivered a double-double (18 pts/13 rebs), the 11th of her career ... scored six unanswered points late in first half against Trojans to help Gamecocks take lead into halftime

2014-15 Game-by-Game

Opponent	Date	GS	MIN	FG-A	3FG-A	FT-A	Reb	A	TO	B	S	TP
Southern Cal	11/15	*	30	6-8	0-0	6-6	4-9-13	0	1	2	0	18
Clemson	11/20	*	20	4-10	0-0	4-7	4-6-10	2	0	2	0	12
San Diego St.	11/23		18	5-8	0-0	0-1	2-3-5	0	1	0	0	10
vs. Wisconsin	11/27	*	17	3-7	0-0	1-4	4-5-9	0	0	1	0	7
vs. Syracuse	11/28	*	13	0-0	0-0	0-0	0-1-1	0	0	0	0	0
NC Central	12/1	*	21	4-7	0-0	1-2	0-5-5	1	1	2	0	9
Charlotte	12/4		23	4-7	0-0	7-10	5-8-13	3	1	2	0	15
at Duke	12/7		22	2-6	0-0	3-5	3-7-10	0	1	1	2	7
vs. Savannah St.	12/14		17	7-8	0-0	6-9	3-7-10	1	2	1	0	20
at Hampton	12/17		21	4-9	0-0	4-6	3-10-13	0	4	3	0	12
vs. C. Michigan	12/20		21	7-10	0-0	2-4	3-7-10	2	1	2	1	16
vs. Liberty	12/21		24	2-10	0-0	7-8	4-2-6	2	1	1	1	11
Auburn	1/2		20	3-4	0-0	5-9	5-9-14	0	0	1	1	11
at LSU	1/4		14	2-2	0-0	3-4	1-3-4	0	3	2	0	7
at Alabama	1/8		21	7-8	0-0	6-6	2-1-3	1	0	3	0	20
Kentucky	1/11		21	1-5	0-0	1-2	3-3-6	0	1	2	1	3
at Missouri	1/15		22	4-7	0-0	7-8	4-3-7	0	2	0	0	15
at Florida	1/19		21	3-5	0-0	0-1	2-11-13	1	3	2	3	6
Texas A&M	1/26		23	3-8	0-0	6-8	5-6-11	3	0	1	1	12

Career Stats at South Carolina

Year	GP	GS	Min	Avg	FG	FGA	Pct	3FG	FGA	Pct	FT	FTA	Pct	Off	Def	Tot	Avg	PF	FO	A	TO	Blk	Stl	Pts	Avg
2013-14	34	1	668	19.6	148	242	.612	0	0	—	121	185	.654	82	203	285	8.4	83	1	11	57	73	17	417	12.3
2014-15	19	5	389	20.5	71	129	.550	0	0	—	69	100	.690	57	106	163	8.6	26	0	16	22	28	10	211	11.1
Career Totals	53	6	1057	19.9	219	371	.590	0	0	—	190	285	.667	139	309	448	8.5	109	1	27	79	101	27	628	11.8

#41

Career Highlights

No. 25 Player in the Nation, espnW (2014-15)
 2015 Naismith Trophy Top 50 Watch List
 2015 Preseason All-SEC
 2014 SEC Co-6th Player of the Year (Coaches)
 2014 SEC Freshman of the Year (Coaches, AP)
 2014 Freshman All-America First Team (Full Court)
 2014 SEC All-Freshman Team
 2014 All-SEC Second Team (Coaches)
 5-time SEC Freshman of the Week

	Season	Career
Double-Double	8	18
20+ Points	2	8
10+ Points	12	35
10+ Rebounds	10	21
5+ Blocks	0	2
Tm-High Points	2	9
Tm-High Rebs.	10	28

Miscellaneous

Pts	24, 2x, last vs. Ole Miss, 1/30/14
Rebs.	17 vs. Kentucky, 1/9/14
Blks	5, 2x, last vs. Florida, 2/23/14
Stls	3, 2x, last at Florida, 1/19/15
Assts	3, 2x, last vs. Texas A&M, 1/26/15
Min.	30 vs. Southern Cal, 11/15/14
FG	11 vs. Vanderbilt, 1/5/14
FT	11 at San Diego St., 11/23/13

Career Hghs

Pts	20, 2x, last at Alabama, 1/8
Rebs.	14 vs. Auburn, 1/2
Blks	3, 2x, last at Alabama, 1/8
Stls	3 at Florida, 1/19
Assts	3, 2x, last vs. Texas A&M, 1/26
Min.	30 vs. Southern Cal, 11/15
FG	7, 3x, last at Alabama, 1/8
FT	7, 3x, last at Missouri, 1/15

14-15 Season Hghs

Pts	24, 2x, last vs. Ole Miss, 1/30/14
Rebs.	17 vs. Kentucky, 1/9/14
Blks	5, 2x, last vs. Florida, 2/23/14
Stls	3, 2x, last at Florida, 1/19/15
Assts	3 vs. Texas A&M, 1/26/15
Min.	28 vs. Vanderbilt, 1/5/14
FG	11 vs. Vanderbilt, 1/5/14
FT	8, 2x, last vs. Georgia, 2/27/14

SEC Career Hghs



BIANCA CUEVAS

5-6 • Freshman • Guard
Bronx, N.Y. • Nazareth Regional

- Played in every game this season
- Has scored in double figures five times
- Has led team in assists three times – San Diego State, vs. Central Michigan, at Florida
- Averaging 6.7 points and 1.7 assists in SEC play, besting her 4.7 scoring average in non-conference action while holding her assist number steady
- Scored seven of her 11 points at Florida (Jan. 19) during a 14-4 second-half run
- Added three free throws to the late-game effort in win at Missouri (Jan. 15)
- Scored six of her 10 points against Auburn (Jan. 2) during 14-4 first-half run and added three during second-half rally after Tigers got within eight points with 12 minutes to play
- Dished out three of her four assists in just 10 minutes of first-half action against Central Michigan (Dec. 20)
- Scored eight of her 12 points at Hampton (Dec. 17) in the second half, including a pair of 3s during key run late in the game
- Swiped four steals against Savannah State (Dec. 14), including three in a two-minute span midway through the first half to help Gamecocks build an insurmountable lead
- Handed out five assists against NC Central (Dec. 1), her second time this season
- Posted 11 points against San Diego State (Nov. 23) while leading team with five assists and four steals as well
- Strong outing against Clemson (Nov. 20) with no turnovers and a pair of 3s
- Came off the bench to play five minutes against Southern Cal (Nov. 15)

#1

Career Highlights

No. 35 recruit in 2014 class (espnW)
2014 High School All-America (McDonald's)

	Season	Career	Miscellaneous
10+ Points	5	5	
5+ Assists	2	2	
5+ Steals	0	0	
Tm-High Pts.	0	0	
Tm-High Assts.	3	3	

Pts 12 at Hampton, 12/17/14	Career Highs
Rebs 3, 3x, last at Alabama, 1/8/15	
Stls 4, 2x, last vs. Sav. St., 12/14/14	
Assts 5, 2x, last vs. NC Central, 12/1/14	
Blks 2 vs. NC Central, 12/1/14	
Min 20, 2x, last vs. Auburn, 1/2/15	
FG 5 at Hampton, 12/17/14	
3FG 2, 3x, last at Florida, 1/19/15	
FT 4 at Alabama, 1/8/15	

Pts 11 at Florida, 1/19/15	SEC Career Highs
Rebs 3 at Alabama, 1/8/15	
Blks 1 vs. Auburn, 1/2/15	
Stls 2 at LSU, 1/4/15	
Assts 4 at Florida, 1/19/15	
Min 20 vs. Auburn, 1/2/15	
FG 4, 2x, last at Florida, 1/19/15	
3FG 2 at Florida, 1/19/15	
FT 4 at Alabama, 1/8/15	

2014-15 Game-by-Game

Opponent	Date	GS	MIN	FG-A	3FG-A	FT-A	Reb	A	TO	B	S	TP
Southern Cal	11/15	5	0-3	0-2	0-1	0-1-1	0	1	0	1	0	0
Clemson	11/20	17	4-10	2-6	0-0	1-2-3	2	0	0	2	10	10
San Diego St.	11/23	17	4-6	1-3	2-2	0-3-3	5	1	0	4	11	11
vs. Wisconsin	11/27	14	1-5	0-2	0-0	1-0-1	1	0	0	0	2	2
vs. Syracuse	11/28	9	0-4	0-3	0-0	0-0-0	0	0	0	0	0	0
NC Central	12/1	20	1-4	1-4	1-2	0-1-1	5	1	2	3	4	4
Charlotte	12/4	6	0-2	0-0	0-0	0-1-1	1	1	0	0	0	0
at Duke	12/7	3	0-0	0-0	0-0	0-0-0	0	2	0	1	0	0
vs. Savannah St.	12/14	18	4-7	0-1	1-1	0-1-1	0	3	0	4	9	9
at Hampton	12/17	19	5-6	2-3	0-0	0-1-1	1	2	0	1	12	12
vs. C. Michigan	12/20	18	1-7	0-4	0-0	1-0-1	4	1	0	2	2	2
vs. Liberty	12/21	17	2-4	1-2	1-2	0-1-1	3	1	0	1	6	6
Auburn	1/2	20	4-8	0-2	2-3	0-0-0	1	2	1	1	10	10
at LSU	1/4	18	2-8	1-4	3-3	0-1-1	2	2	0	2	8	8
at Alabama	1/8	15	1-5	1-4	4-4	1-2-3	3	0	0	0	7	7
Kentucky	1/11	5	1-3	0-0	0-0	0-0-0	0	1	0	0	2	2
at Missouri	1/15	15	1-5	0-0	3-4	1-1-2	1	1	0	1	5	5
at Florida	1/19	19	4-8	1-3	2-2	0-2-2	4	1	0	0	11	11
Texas A&M	1/26	16	2-5	0-0	0-0	0-2-2	1	3	0	1	4	4

Career Stats at South Carolina

Year	GP	GS	Min	Avg	FG	FGA	Pct	3FG	FGA	Pct	FT	FTA	Pct	Off	Def	Tot	Avg	PF	FO	A	TO	Blk	Stl	Pts	Avg
2014-15	19	0	271	14.3	37	100	.370	10	43	.233	19	24	.792	5	19	24	1.3	24	0	34	23	3	24	103	5.4



TIFFANY DAVIS

5-7 • Sophomore • Guard
Houston, Texas • Westbury Christian

- Has played in 14 games this season
- Scored a season-high four points in just four minutes at Alabama (Jan. 8), hitting a 3 for the second time in as many games
- Draining a 3 from the top of the key as the shot clock was winding down to help hold off Lady Tigers' rally late in first half at LSU (Jan. 4)
- Tied season high with three points, all on free throws, against Savannah State (Dec. 14)
- Made her season debut against Clemson (Nov. 20), hitting a second-half 3 and handing out a pair of assists in just eight minutes.

#15

	Season	Career
10+ Points	0	1
5+ Assists	0	0
5+ Steals	0	1
Tm-High Pts.	0	0
Tm-High Assts.	0	0

Miscellaneous

Pts	11 vs. Ole Miss, 1/30/14
Rebs	6 at Arkansas, 1/2/14
Blks	1 vs. Charleston Southern, 11/8/13
Stls	5 vs. Elon, 11/9/12
Assts	3, 4x, last vs. SC State, 12/22/13
Min	30 at Arkansas, 1/2/14
FG	3 vs. Savannah State, 12/28/13
3FG	2, 3x, last vs. Ole Miss, 1/30/14
FT	5 vs. Ole Miss, 1/30/14

Career Highs

Pts	4 at Alabama, 1/8
Rebs	3 at LSU, 1/4
Blks	
Stls	
Assts	2, 2x, last at LSU, 1/4
Min	11 at LSU, 1/4
FG	1, 5x, last at Florida, 1/19
3FG	1, 4x, last at Florida, 1/19
FT	3 vs. Sav. St., 12/14

14-15 Season Highs

Pts	11 vs. Ole Miss, 1/30/14
Rebs	6 at Arkansas, 1/2/14
Blks	2 vs. Ole Miss, 1/30/14
Stls	
Assts	2, 4x, last at LSU, 1/4/15
Min	30 at Arkansas, 1/2/14
FG	2, 2x, last at Miss. St., 2/6/14
3FG	2 vs. Ole Miss, 1/30/14
FT	5 vs. Ole Miss, 1/30/14

SEC Career Highs

2014-15 Game-by-Game

Opponent	Date	GS	MIN	FG-A	3FG-A	FT-A	Reb	A	TO	B	S	TP
Southern Cal	11/15											
Clemson	11/20	8	1-2	1-2	0-0	0-1-1	2	0	0	0	0	3
San Diego St.	11/23	8	0-3	0-2	0-1	2-0-2	1	2	0	0	0	0
vs. Wisconsin	11/27	6	1-2	0-1	0-0	0-0-0	0	1	0	0	0	2
vs. Syracuse	11/28											
NC Central	12/1	6	0-1	0-1	0-0	0-1-1	1	0	0	0	0	0
Charlotte	12/4											
at Duke	12/7											
vs. Savannah St.	12/14	10	0-0	0-0	3-4	0-1-1	1	0	0	0	0	3
at Hampton	12/17	3	0-0	0-0	0-0	0-1-1	0	2	0	0	0	0
vs. C. Michigan	12/20	4	0-0	0-0	0-0	0-0-0	0	0	0	0	0	0
vs. Liberty	12/21	5	0-0	0-0	0-0	1-0-1	0	0	0	0	0	0
Auburn	1/2	1	0-0	0-0	0-0	0-0-0	0	0	0	0	0	0
at LSU	1/4	11	1-1	1-1	0-0	0-3-3	2	3	0	0	0	3
at Alabama	1/8	4	1-1	1-1	1-2	1-0-1	0	0	0	0	0	4
Kentucky	1/11	1	0-0	0-0	0-0	0-0-0	0	0	0	0	0	0
at Missouri	1/15											
at Florida	1/19	6	1-2	1-2	0-0	0-2-2	0	1	0	0	0	3
Texas A&M	1/26	4	0-1	0-1	2-2	0-2-2	0	0	0	0	0	2

Career Stats at South Carolina

Year	GP	GS	Min	Avg	FG	FGA	Pct	3FG	FGA	Pct	FT	FTA	Pct	Off	Def	Tot	Avg	PF	FO	A	TO	Blk	Stl	Pts	Avg
2012-13	3	0	40	13.3	4	8	.500	1	4	.250	3	4	.750	1	3	4	1.3	2	0	4	2	0	5	12	4.0
2013-14	32	7	356	11.1	23	59	.390	12	30	.400	19	26	.731	5	27	32	1.0	29	0	29	40	1	4	77	2.4
2014-15	14	0	77	5.5	5	13	.385	4	11	.364	6	9	.667	4	11	15	1.1	5	0	7	9	0	0	20	1.4
Career Totals	49	7	473	9.7	32	80	.400	17	45	.378	28	39	.718	10	41	51	1.0	36	0	40	51	1	9	109	2.2



ASIA DOZIER

6-0 • Junior • Guard/Forward
Columbia, S.C. • Spring Valley

- Voted team captain
- Has played in every game, re-joining the starting lineup against Charlotte (Dec. 4)
- Has led team in assists three times – vs. Wisconsin, vs. Liberty, Auburn
- Has led team in scoring one time – at Duke
- Has scored in double figures three times
- Buried a clutch 3 from the top of the key after Missouri (Jan. 15) had pulled within two points in the second half
- Hit a 3 from the right corner midway through second half against Kentucky (Jan. 11) to allow Gamecocks to hold the lead
- Single-handedly held off the Crimson Tide for first four minutes at Alabama (Jan. 8), scoring eight of her SEC career-high 15 points to keep the game tied early ... best shooting game of the season, hitting 6-of-8 from the field, including 3-of-5 from 3-point range
- Tied for team-high honors with four assists against Auburn (Jan. 2), improving her career record as team's assist leader to 13-0, and hit early 3 to spark first-half offense
- Played solid all-around game against Liberty (Dec. 21), turning just 17 minutes on the floor into four rebounds, team-high four assists and three points
- Scored all of her team-high 11 points at #9/8 Duke (Dec. 7) in the second half of the comeback victory
- Made her first start of the season against Charlotte (Dec. 4) and struggled shooting the ball, but was solid defensively and handed out three assists
- Hit a 3 from the top of the arc to put the Gamecocks ahead of #22/22 Syracuse (Nov. 28) with under two minutes to play, her only points of the night
- Hit 3-of-5 from the field and handed out four assists in just 15 minutes against Wisconsin (Nov. 27)
- Dished out four assists in just 16 minutes against San Diego State (Nov. 23)
- Handed out four assists against Clemson in just 16 minutes (Nov. 20)

2014-15 Game-by-Game

Opponent	Date	GS	MIN	FG-A	3FG-A	FT-A	Reb	A	TO	B	S	TP
Southern Cal	11/15		14	0-3	0-2	0-0	0-0-0	1	2	0	0	0
Clemson	11/20		16	1-2	1-2	0-0	0-1-1	4	0	0	0	3
San Diego St.	11/23		16	2-3	1-2	0-1	0-0-0	4	1	0	1	5
vs. Wisconsin	11/27		15	3-5	1-2	0-0	0-0-0	4	1	0	0	7
vs. Syracuse	11/28		7	1-1	1-1	0-0	0-0-0	1	0	0	0	3
NC Central	12/1		16	5-6	3-4	1-1	0-0-0	1	1	0	2	14
Charlotte	12/4	*	18	0-4	0-3	0-0	0-0-0	3	1	0	1	0
at Duke	12/7	*	22	4-7	2-5	1-2	0-0-0	0	2	0	1	11
vs. Savannah St.	12/14	*	15	0-2	0-1	0-0	0-0-0	2	0	0	0	0
at Hampton	12/17	*	17	1-5	1-4	0-0	0-0-0	2	1	1	0	3
vs. C. Michigan	12/20	*	22	2-6	0-2	0-0	0-1-1	2	1	0	1	4
vs. Liberty	12/21	*	17	1-2	1-2	0-0	1-3-4	4	0	0	1	3
Auburn	1/2	*	16	2-6	1-3	0-0	0-0-0	4	2	0	1	5
at LSU	1/4	*	12	1-3	1-3	0-0	0-0-0	1	1	0	0	3
at Alabama	1/8	*	24	6-8	3-5	0-0	0-2-2	2	1	0	2	15
Kentucky	1/11	*	16	2-7	1-4	0-0	0-4-4	2	2	1	0	5
at Missouri	1/15	*	30	1-5	1-4	0-0	0-3-3	0	1	0	0	3
at Florida	1/19	*	14	1-2	0-1	0-0	0-0-0	0	0	0	0	2
Texas A&M	1/26	*	10	0-1	0-0	0-0	0-1-1	1	3	0	0	0

Career Stats at South Carolina

Year	GP	GS	Min	Avg	FG	FGA	Pct	3FG	FGA	Pct	FT	FTA	Pct	Off	Def	Tot	Avg	PF	FO	A	TO	Blk	Stl	Pts	Avg
2012-13	31	0	398	12.8	28	134	.209	16	91	.176	11	24	.458	19	42	61	2.0	35	1	25	20	4	8	83	2.7
2013-14	34	32	911	26.8	72	211	.341	33	103	.320	28	44	.636	18	77	95	2.8	63	0	92	68	7	21	205	6.0
2014-15	19	13	317	16.7	33	78	.423	18	50	.360	2	4	.500	1	15	16	0.8	13	0	39	20	2	10	86	4.5
Career Totals	84	45	1626	19.4	133	423	.314	67	244	.275	41	72	.569	38	134	172	2.1	111	1	156	108	13	39	374	4.5

#31

	Season	Career
10+ Points	3	12
10+ Rebounds	0	1
5+ Assists	0	8
Tm-High Pts.	1	2
Tm-High Assts.	3	13

Miscellaneous

Pts 16, 2x, last at San Diego St., 11/23/13
 Rebs.....10 vs. Elon, 11/9/12
 Blks 1, 12x, last at Hampton, 12/17/14
 Stls.....2, 6x, last vs. NC Central, 12/1/14
 Assts6, 2x, last vs. Georgia, 3/7/14
 Min..... 40 at Arkansas, 1/2/14
 FG6, 2x, last at Alabama, 1/8/15
 3FG 4 at San Diego St., 11/23/13
 FT..... 4, 2x, last vs. Oregon St., 3/25/14

Career Highs

Pts 15 at Alabama, 1/8
 Rebs.....4, 2x, last vs. Kentucky, 1/11
 Blks 1, 2x, last vs. Kentucky, 1/11
 Stls..... 2, 2x, last at Alabama, 1/8
 Assts 4, 5x, last vs. Auburn, 1/2
 Min.....30 at Missouri, 1/15
 FG6 at Alabama, 1/8
 3FG 3, 2x, last at Alabama, 1/8
 FT..... 1, 2x, last at Duke, 12/7

14-15 Season Highs

Pts15 at Alabama, 1/8/15
 Rebs..... 6, 2x, last vs. Florida, 2/23/14
 Blks 1, 7x, last vs. Kentucky, 1/11/15
 Stls.....2 at Alabama, 1/8/15
 Assts6, 2x, last vs. Georgia, 3/7/14
 Min..... 40 at Arkansas, 1/2/14
 FG6 at Alabama, 1/8/15
 3FG3, 2x, last at Alabama, 1/8/15
 FT.....2, 3x, last vs. Missouri, 2/2/14

SEC Career Highs



KAYDRA DUCKETT

5-8 • Freshman • Guard
Columbia, S.C. • Dreher

- Has played in 11 games this season
- Made her SEC debut at LSU (Jan. 4)
- Grabbed four rebounds in just seven minutes off the bench against Savannah State (Dec. 14)
- Scored first career points against NC Central (Dec. 1)
- Made her college debut against Clemson (Nov. 20), but was limited to three minutes with an ankle injury

#3

Career Highlights

No. 32 recruit in 2014 class (espnW)
2014 High School All-America (McDonald's)

	Season	Career	Miscellaneous
10+ Points	0	0	
5+ Assists	0	0	
5+ Steals	0	0	
Tim-High Pts.	0	0	
Tim-High Assts.	0	0	

Pts	2, 2x, last vs. Sav. St., 12/14/14	Career Highs
Rebs.....	4 vs. Savannah St., 12/14/14	
Blks	1, 2x, last vs. C. Michigan, 12/20/14	
Stls.....	1, 2x, last vs. Liberty, 12/21/14	
Assts	1, 2x, last vs. Sav. St., 12/14/14	
Min.....	7 vs. Savannah St., 12/14/14	
FG	1 vs. NC Central, 12/1/14	
3FG		SEC Highs
FT.....	2 vs. Savannah St., 12/14/14	

Pts		SEC Highs
Rebs.....	1 at Alabama, 1/8/15	
Blks		
Stls.....		
Assts		
Min.....	4, 2x, last at Florida, 1/19/15	
FG		
FT.....		

2014-15 Game-by-Game

Opponent	Date	GS	MIN	FG-A	3FG-A	FT-A	Reb	A	TO	B	S	TP
Southern Cal	11/15						— DNP (Coach's Decision) —					
Clemson	11/20		3	0-0	0-0	0-0	0-0-0	1	0	0	0	0
San Diego St.	11/23						— DNP (Ankle Injury) —					
vs. Wisconsin	11/27		2	0-0	0-0	0-0	0-0-0	0	0	0	0	0
vs. Syracuse	11/28						— DNP (Coach's Decision) —					
NC Central	12/1		4	1-1	0-0	0-0	0-1-1	0	1	0	1	2
Charlotte	12/4		1	0-0	0-0	0-0	0-0-0	0	0	0	0	0
at Duke	12/7						— DNP (Coach's Decision) —					
vs. Savannah St.	12/14		7	0-3	0-0	2-2	2-2-4	1	0	1	0	2
at Hampton	12/17						— DNP (Coach's Decision) —					
vs. C. Michigan	12/20		1	0-0	0-0	0-0	0-1-1	0	0	1	0	0
vs. Liberty	12/21		4	0-1	0-0	0-0	0-0-0	0	0	0	1	0
Auburn	1/2						— DNP (Coach's Decision) —					
at LSU	1/4		1	0-0	0-0	0-0	0-0-0	0	0	0	0	0
at Alabama	1/8		4	0-0	0-0	0-0	0-1-1	0	0	0	0	0
Kentucky	1/11						— DNP (Coach's Decision) —					
at Missouri	1/15						— DNP (Coach's Decision) —					
at Florida	1/19		4	0-1	0-0	0-0	0-0-0	0	0	0	0	0
Texas A&M	1/26		2	0-0	0-0	0-0	0-0-0	0	0	0	0	0

Career Stats at South Carolina

Year	GP	GS	Min	Avg	FG	FGA	Pct	3FG	FGA	Pct	FT	FTA	Pct	Off	Def	Tot	Avg	PF	FO	A	TO	Blk	Stl	Pts	Avg
2014-15	11	0	33	3.0	1	6	.167	0	0	—	2	2	1.00	2	5	7	0.6	3	0	2	1	2	2	4	0.4



INDIA FARMER

6-0 • Sophomore • Forward
N. Myrtle Beach, S.C. • N. Myrtle Beach

- Has played in 12 games this season
- Added a pair of free throws to win at Florida (Jan. 19)
- Scored first point of the season with a free throw against San Diego State (Nov. 23)
- Made season debut vs. Clemson (Nov. 20)

#0

	Season	Career	Miscellaneous
10+ Points	0	0	
10+ Rebounds	0	0	
5+ Blocks	0	0	
Tm-High Pts.	0	0	
Tm-High Rebs.	0	0	

Pts3, 2x, last vs. Alabama, 1/19/14	Career Highs
Rebs 3 vs. NC Central, 12/2/13	
Blks 1 vs. Savannah State, 12/28/13	
Stls 1 at Florida, 1/19/15	
Assts	
Min 11 vs. NC Central, 12/2/13	
FG 1, 2x, last vs. Alabama, 1/19/14	
3FG 1, 2x, last vs. Alabama, 1/19/14	14-15 Season Highs
FT 2 at Florida, 1/19/15	
Pts 2 at Florida, 1/19	
Rebs 2, 2x, last vs. Sav. St., 12/14	
Blks	SEC Career Highs
Stls 1 at Florida, 1/19	
Assts	
Min 4, 5x, last at Florida, 1/19	
FG	
3FG	
FT 2 at Florida, 1/19	

Pts 3 vs. Alabama, 1/19/14	SEC Career Highs
Rebs 1, 4x, last at Alabama, 1/8/15	
Blks	
Stls 1 at Florida, 1/19/15	
Assts	
Min 4, 2x, last at Florida, 1/19/15	
FG 1 vs. Alabama, 1/19/14	
3FG	14-15 Season Highs
FT 2 at Florida, 1/19	
Pts 2 at Florida, 1/19	
Rebs 2, 2x, last vs. Sav. St., 12/14	
Blks	SEC Career Highs
Stls 1 at Florida, 1/19	
Assts	
Min 4, 5x, last at Florida, 1/19	
FG	
3FG	
FT 2 at Florida, 1/19	

Pts 3 vs. Alabama, 1/19/14	SEC Career Highs
Rebs 1, 4x, last at Alabama, 1/8/15	
Blks	
Stls 1 at Florida, 1/19/15	
Assts	
Min 4, 2x, last at Florida, 1/19/15	
FG 1 vs. Alabama, 1/19/14	
3FG	14-15 Season Highs
FT 2 at Florida, 1/19	
Pts 2 at Florida, 1/19	
Rebs 2, 2x, last vs. Sav. St., 12/14	
Blks	SEC Career Highs
Stls 1 at Florida, 1/19	
Assts	
Min 4, 5x, last at Florida, 1/19	
FG	
3FG	
FT 2 at Florida, 1/19	

2014-15 Game-by-Game

Opponent	Date	GS	MIN	FG-A	3FG-A	FT-A	Reb	A	TO	B	S	TP
Southern Cal	11/15						— DNP (Coach's Decision) —					
Clemson	11/20		4	0-0	0-0	0-0	1-0-1	0	0	0	0	0
San Diego St.	11/23		3	0-0	0-0	1-2	0-0-0	0	0	0	0	1
vs. Wisconsin	11/27		2	0-0	0-0	0-0	0-0-0	0	0	0	0	0
vs. Syracuse	11/28						— DNP (Coach's Decision) —					
NC Central	12/1		2	0-0	0-0	0-0	1-1-2	0	0	0	0	0
Charlotte	12/4		2	0-0	0-0	0-0	0-0-0	0	1	0	0	0
at Duke	12/7						— DNP (Coach's Decision) —					
vs. Savannah St.	12/14		4	0-2	0-2	1-2	1-1-2	0	0	0	0	1
at Hampton	12/17						— DNP (Coach's Decision) —					
vs. C. Michigan	12/20		1	0-0	0-0	0-0	0-0-0	0	0	0	0	0
vs. Liberty	12/21		4	0-0	0-0	0-0	0-0-0	0	0	0	0	0
Auburn	1/2		2	0-0	0-0	0-0	0-1-1	0	0	0	0	0
at LSU	1/4		2	0-0	0-0	0-0	0-0-0	0	0	0	0	0
at Alabama	1/8		4	0-1	0-0	0-0	1-0-1	0	0	0	0	0
Kentucky	1/11						— DNP (Coach's Decision) —					
at Missouri	1/15						— DNP (Coach's Decision) —					
at Florida	1/19		4	0-0	0-0	2-2	0-0-0	0	0	0	1	2
Texas A&M	1/26						— DNP (Coach's Decision) —					

Career Stats at South Carolina

Year	GP	GS	Min	Avg	FG	FGA	Pct	3FG	FGA	Pct	FT	FTA	Pct	Off	Def	Tot	Avg	PF	FO	A	TO	Blk	Stl	Pts	Avg
2013-14	18	0	48	2.7	2	7	.286	2	4	.500	0	0	—	2	4	6	0.3	4	0	0	1	1	0	6	0.3
2014-15	12	0	34	2.8	0	3	.000	0	2	.000	4	6	.667	4	3	7	0.6	1	0	0	1	0	1	4	0.3
Career Totals	30	0	82	2.7	2	10	.200	2	6	.333	4	6	.667	6	7	13	0.4	5	0	0	2	1	1	10	0.3



OLIVIA GAINES

5-7 • Senior • Guard
Chester, S.C. • Louisburg College (N.C.)

- Has played in all but one contest this season, notching one start (San Diego State)
- Averaging 10.5 minutes per SEC game, providing great defensive pressure when Gamecocks want to change the tempo
- Tied her SEC career high with three assists at Alabama (Jan. 8)
- Saw a season-high 19 minutes at LSU (Jan. 4) dishing out all three of her assists in the first half while Sessions was out with foul trouble
- Was integral to 10-0 second-half run that stopped Auburn (Jan. 2) from coming back after pulling within eight with 12 minutes to play, scoring the first and last points of the spurt in addition to usual defensive pressure
- Matched her career high with three steals against Liberty (Dec. 21), all in the second half, while also handing out three assists in the final 20 minutes of action
- Picked up two steals in just one minute of high-pressure defense at #9/8 Duke (Dec. 7), including the one with 12 seconds left and the Gamecocks down by one, then called a timeout to set up the winning play
- Handed out three assists in just 12 minutes against Wisconsin (Nov. 27)
- Drew her second career start against San Diego State (Nov. 23), picking up a pair of steals
- Came off the bench for one minute of high-pressure defense late in the opener against Southern Cal (Nov. 15)

2014-15 Game-by-Game

Opponent	Date	GS	MIN	FG-A	3FG-A	FT-A	Reb	A	TO	B	S	TP
Southern Cal	11/15		1	0-0	0-0	0-0	0-0-0	0	0	0	0	0
Clemson	11/20		10	0-4	0-0	0-0	3-2-5	2	2	0	1	0
San Diego St.	11/23	*	16	0-2	0-0	0-0	1-1-2	1	2	0	2	0
vs. Wisconsin	11/27		12	0-1	0-0	0-0	0-1-1	3	0	0	2	0
vs. Syracuse	11/28		2	0-0	0-0	0-0	0-0-0	0	0	0	0	0
NC Central	12/1		7	2-3	0-0	0-0	0-1-1	0	1	0	0	4
Charlotte	12/4		1	0-0	0-0	0-0	0-0-0	0	0	0	0	0
at Duke	12/7		1	0-0	0-0	0-0	0-0-0	0	0	0	2	0
vs. Savannah St.	12/14		15	0-3	0-0	2-2	2-2-4	1	0	0	0	2
at Hampton	12/17		6	0-0	0-0	0-0	0-0-0	0	0	0	0	0
vs. C. Michigan	12/20		9	1-2	0-0	0-0	1-1-2	0	0	0	0	2
vs. Liberty	12/21		14	1-5	0-1	0-0	0-1-1	3	1	0	3	2
Auburn	1/2		16	1-1	0-0	1-2	0-1-1	1	1	0	1	3
at LSU	1/4		19	1-3	0-0	0-0	0-0-0	3	1	0	2	2
at Alabama	1/8		13	1-2	0-1	0-0	1-0-1	3	0	0	0	2
Kentucky	1/11						— DNP (Coach's Decision) —					
at Missouri	1/15		2	0-0	0-0	0-0	0-0-0	0	0	0	0	0
at Florida	1/19		6	0-0	0-0	1-2	1-1-2	1	1	0	0	1
Texas A&M	1/26		7	0-1	0-0	0-0	0-0-0	0	0	0	0	0

Career Stats at South Carolina

Year	GP	GS	Min	Avg	FG	FGA	Pct	3FG	FGA	Pct	FT	FTA	Pct	Off	Def	Tot	Avg	PF	FO	A	TO	Blk	Stl	Pts	Avg
2013-14	32	1	309	9.7	23	48	.479	1	2	.500	19	26	.731	12	31	43	1.3	32	0	34	14	3	20	66	2.1
2014-15	18	1	157	8.7	7	27	.259	0	2	.000	4	6	.667	9	11	20	1.1	17	0	18	9	0	13	18	1.0
Career Totals	50	2	466	9.3	30	75	.400	1	4	.250	23	32	.719	21	42	63	1.3	49	0	52	23	3	33	84	1.7

#2

Career Highlights

2013 WBCA JUCO Player of the Year
2013 NJCAA All-America

	Season	Career	Miscellaneous
10+ Points	0	0	
10+ Rebounds	0	0	
5+ Assists	0	1	
Tm-High Pts.	0	0	
Tm-High Assts.	0	1	

Pts 7 vs. Savannah St., 12/28/13	Career Highs
Rebs 5, 2x, last vs. Clemson, 11/20/14	
Blks 1, 3x, last vs. Florida, 2/23/14	
Stls 3, 2x, last vs. Liberty, 12/21/14	
Assts 5 vs. Charleston Southern, 11/8/13	
Min 23 vs. Alabama, 1/19/14	
FG 3 vs. Savannah St., 12/28/13	
3FG 1 at Texas A&M, 1/16/14	
FT 3 vs. Arkansas, 2/9/14	

Pts 4 vs. NC Central, 12/1	14-15 Season Highs
Rebs 5 vs. Clemson, 11/20	
Blks	
Stls 3 vs. Liberty, 12/21	
Assts 3, 4x, last at Alabama, 1/8	
Min 19 at LSU, 1/4	
FG 2 vs. NC Central, 12/1	
3FG	
FT 2 vs. Savannah St., 12/14	

Pts 5, 2x, last vs. Arkansas, 2/9/14	SEC Career Highs
Rebs 3 vs. Alabama, 1/19/14	
Blks 1 vs. Florida, 2/23/14	
Stls 2, 2x, last at LSU, 1/4/15	
Assts 3, 3x, last at Alabama, 1/8/15	
Min 23 vs. Alabama, 1/19/14	
FG 2, 3x, last vs. Florida, 2/23/14	
3FG 1 at Texas A&M, 1/16/14	
FT 3 vs. Arkansas, 2/9/14	



ELEM IBIAM

6-4 • Senior • Center
Fayetteville, Ga. • Fayette County

- Voted team captain for second time in her career (2013-14)
- Is second in school history with 151 career blocked shots, trailing only Lakesha Tolliver's record of 177 (2004-07)
- Has started every game this season, not missing a start since the first of her career in the 2013-14 season opener (53 games)
- Is 11th in the SEC in blocked shots per game (1.1)
- Has scored in double figures six times, including one 20-point game
- Has led the team in rebounds once – vs. Central Michigan
- Put back an offensive rebound four minutes into the second half against #10/11 Kentucky (Jan. 11) to give Gamecocks their first lead since early in the 9:00 mark of the first half
- Posted nine of her 11 points against Auburn (Jan. 2) in the second half to help hold off the charging Tigers
- Scored her 11 points against Liberty (Dec. 21) efficiently, hitting 5-of-6 from the field
- Posted her second career double-double – first of this season – against Central Michigan (Dec. 20) in just 18 minutes on the court
- Pulled in four of her seven rebounds at Hampton (Dec. 17) on the offensive end.
- Netted career-high 21 points against Savannah State (Dec. 14), including four points during early run, five during late first-half spurt and first four points of the second half
- Dominated the opening minutes against Charlotte (Dec. 4), scoring six of the Gamecocks' first eight points en route to a perfect 7-of-7 shooting night – the second of her career tied for fourth-best perfect night in Colonial Life Arena history
- Was efficient in 20 minutes against NC Central (Dec. 1), hitting 4-of-5 from the field and blocking a season-high three shots
- Pulled down seven rebounds, including four offensive against Wisconsin (Nov. 27)

2014-15 Game-by-Game

Opponent	Date	GS	MIN	FG-A	3FG-A	FT-A	Reb	A	TO	B	S	TP
Southern Cal	11/15	*	22	2-3	0-0	1-2	2-4-6	0	0	1	1	5
Clemson	11/20	*	18	1-2	0-0	1-1	0-3-3	0	2	2	0	3
San Diego St.	11/23	*	14	1-3	0-0	2-2	1-1-2	0	0	0	1	4
vs. Wisconsin	11/27	*	17	4-6	0-0	0-0	4-3-7	0	3	2	1	8
vs. Syracuse	11/28	*	15	0-4	0-0	0-0	2-1-3	2	2	1	0	0
NC Central	12/1	*	20	4-5	0-0	2-5	1-3-4	0	0	3	0	10
Charlotte	12/4	*	19	7-7	0-0	2-3	1-2-3	1	1	0	0	16
at Duke	12/7	*	18	4-7	0-0	0-1	2-3-5	1	1	1	0	8
vs. Savannah St.	12/14	*	18	7-9	0-0	7-8	2-2-4	0	0	1	0	21
at Hampton	12/17	*	25	1-5	0-0	2-4	4-3-7	2	4	1	0	4
vs. C. Michigan	12/20	*	18	5-12	0-0	0-1	6-6-12	1	0	2	0	10
vs. Liberty	12/21	*	17	5-6	0-0	1-2	2-3-5	0	1	1	0	11
Auburn	1/2	*	19	5-8	0-0	1-2	2-0-2	0	1	1	0	11
at LSU	1/4	*	18	1-2	0-0	0-0	0-4-4	1	0	1	1	2
at Alabama	1/8	*	15	2-3	0-0	0-0	1-2-3	0	1	0	0	4
Kentucky	1/11	*	16	3-4	0-0	2-2	1-3-4	0	0	0	0	8
at Missouri	1/15	*	14	0-3	0-0	0-0	1-2-3	0	3	2	0	0
at Florida	1/19	*	14	2-4	0-0	0-0	0-3-3	0	1	1	0	4
Texas A&M	1/26	*	17	3-4	0-0	0-0	1-2-3	0	1	1	0	6

Career Stats at South Carolina

Year	GP	GS	Min	Avg	FG	FGA	Pct	3FG	FGA	Pct	FT	FTA	Pct	Off	Def	Tot	Avg	PF	FO	A	TO	Blk	Stl	Pts	Avg
2011-12	25	0	197	7.9	26	59	.441	0	1	.000	22	35	.629	34	40	74	3.0	33	0	4	16	17	2	74	3.0
2012-13	30	0	472	15.7	64	131	.489	0	0	—	32	64	.500	52	83	135	4.5	48	1	8	20	30	11	160	5.3
2013-14	34	34	794	23.4	128	238	.538	0	0	—	67	102	.657	59	148	207	6.1	94	3	12	51	83	13	323	9.5
2014-15	19	19	334	17.6	57	97	.588	0	0	—	21	33	.636	33	50	83	4.4	39	0	8	21	21	4	135	7.1
Career Totals	108	53	1797	16.6	275	525	.524	0	1	.000	142	234	.607	178	321	499	4.6	214	4	32	108	151	30	692	6.4

#33

Career Highlights

2014 SEC All-Defensive Team
2014 SEC Women's Basketball Community Service Team

	Season	Career
Double-Double	1	2
20+ Points	1	1
10+ Points	6	31
10+ Rebounds	1	4
5+ Blocks	0	7
Tm-High Pts.	0	6
Tm-High Rebs.	1	12

Miscellaneous

Pts 21 vs. Savannah St., 12/14/14
Rebs 12 at Texas A&M, 1/16/14
Blks 7 at Miss. State, 2/6/14
Stls 2, 4x, last vs. North Carolina, 12/18/13
Assts 3 vs. South Dakota St., 3/23/13
Min 34 at Texas A&M, 1/16/14
FG 8 vs. Alabama, 3/7/13
FT 8 vs. Seton Hall, 11/17/13

Career Highs

Pts 21 vs. Savannah St., 12/14
Rebs 12 vs. C. Michigan, 12/20
Blks 3 vs. NC Central, 12/1
Stls 1, 4x, last at LSU, 1/4
Assts 2, 2x, last at Hampton, 12/17
Min 25 at Hampton, 12/17
FG 7, 2x, last vs. Savannah St., 12/14
FT 7 vs. Savannah St., 12/14

14-15 Season Highs

Pts 18 vs. Alabama, 1/19/14
Rebs 12 at Texas A&M, 1/16/14
Blks 7 at Miss. State, 2/6/14
Stls 1, 5x, last at LSU, 1/4/15
Assts 2 at Texas A&M, 1/16/14
Min 34 at Texas A&M, 1/16/14
FG 8 vs. Alabama, 3/7/13
3FG
FT 5, 2x, last vs. Vanderbilt, 1/5/14

SEC Career Highs



TIFFANY MITCHELL

5-9 • Junior • Guard
Charlotte, N.C. • Providence Day

- Voted team captain
- Is only player ranked among the nation's top 50 in all three shooting percentages
- Leads the SEC and ranks sixth in the nation in 3-point field goal percentage, while ranking third in the league in 3s made per game (2.0) ... Is also third in the SEC in scoring and field goal percentage
- Has scored in double figures 15 times, including three games of 20 or more points
- Has been the team's top scorer eight times – Southern Cal, San Diego State, Syracuse, at Hampton, vs. Central Michigan, vs. Kentucky, at Missouri, at Florida
- Has led the team in assists five times – Clemson, at Duke, Auburn, vs. Kentucky, Texas A&M
- Hit four straight free throws after #12/10 Texas A&M (Jan. 26) pulled with two in the second half and was involved in both of next two plays that established a 10-point lead team would not yield
- Scored six of her team-high 18 points at Florida (Jan. 19) during an 8-0 run in the second half, including back-to-back layups off two of her four steals in the game
- Struggled from the field at Missouri (Jan. 15), but still delivered in the clutch, hitting a 3 each time the Tigers got within three late in the second half
- Scored 10 of the team's last 13 points in win over #10/11 Kentucky (Jan. 11), including eight straight free throws to hold the Wildcats at bay
- Missed her first three 3-point attempts at Alabama (Jan. 8), all in the first 10 minutes, but buried her next three en route to 16 points and 60.0 percent shooting, including 50.0 percent from outside
- Hit 4-of-4 from 3-point range in first half alone at Hampton (Dec. 17) en route to tying career high of 6 3s and her third 20-point game of the season
- Posted most efficient scoring game of career, hitting 6-of-7 for 15 points in 21 minutes against Savannah State (Dec. 14)
- Erased a tough shooting day at #9/8 Duke (Dec. 9) with a second-look 3-pointer that brought the Gamecocks within one with 19 seconds to play ... was solid defensively throughout the game as well
- Swiped a career-high seven steals against NC Central (Dec. 1)
- Scored 15 of her 21 points against #22/22 Syracuse (Nov. 28) in the first half to keep Gamecocks within striking distance ... hit free throws late to seal the win over the Orange
- Shot 6-of-6 from 3-point range against San Diego State (Nov. 23), the best perfect long-range shooting night in school history, to net 20 points in just 18 minutes on the court

2014-15 Game-by-Game

Opponent	Date	GS	MIN	FG-A	3FG-A	FT-A	Reb	A	TO	B	S	TP
Southern Cal	11/15	*	38	4-10	0-3	10-12	1-1-2	4	6	0	1	18
Clemson	11/20	*	25	6-8	3-4	0-0	0-0-0	5	1	0	3	15
San Diego St.	11/23	*	18	6-8	6-6	2-2	0-2-2	3	2	0	1	20
vs. Wisconsin	11/27	*	26	2-7	1-3	2-2	0-3-3	3	1	0	2	7
vs. Syracuse	11/28	*	40	6-13	3-8	6-8	4-4-8	3	1	0	1	21
NC Central	12/1	*	24	6-8	1-3	1-2	0-3-3	4	1	0	7	14
Charlotte	12/4	*	28	3-6	1-3	2-2	1-0-1	2	4	0	1	9
at Duke	12/7	*	31	2-10	1-4	2-3	0-3-3	4	3	0	1	7
vs. Savannah St.	12/14	*	21	6-7	1-1	2-2	0-2-2	2	0	1	1	15
at Hampton	12/17	*	30	7-10	6-8	0-0	1-3-4	3	1	0	0	20
vs. C. Michigan	12/20	*	24	7-10	3-6	1-2	1-3-4	2	4	0	5	18
vs. Liberty	12/21	*	23	6-11	2-3	0-0	0-1-1	2	0	0	0	14
Auburn	1/2	*	26	1-9	1-4	4-4	0-1-1	4	2	0	2	7
at LSU	1/4	*	24	7-12	3-6	0-0	0-4-4	2	4	0	1	17
at Alabama	1/8	*	26	6-10	3-6	1-1	0-1-1	3	0	0	0	16
Kentucky	1/11	*	33	4-13	0-5	11-12	3-2-5	4	1	0	0	19
at Missouri	1/15	*	34	8-14	2-5	1-2	1-5-6	1	2	2	3	19
at Florida	1/19	*	23	8-10	1-1	1-1	0-0-0	1	1	0	4	18
Texas A&M	1/26	*	33	5-12	0-2	6-6	1-1-2	3	1	0	2	16

Career Stats at South Carolina

Year	GP	GS	Min	Avg	FG	FGA	Pct	3FG	FGA	Pct	FT	FTA	Pct	Off	Def	Tot	Avg	PF	FO	A	TO	Blk	Stl	Pts	Avg
2012-13	33	30	927	28.1	107	282	.379	22	60	.367	68	111	.613	60	109	169	5.1	64	1	43	82	4	44	304	9.2
2013-14	34	34	1066	31.4	165	335	.493	40	74	.541	157	198	.793	41	149	190	5.6	63	0	118	97	8	62	527	15.5
2014-15	19	19	527	27.7	100	188	.532	38	81	.469	52	61	.852	13	39	52	2.7	27	0	55	35	3	36	290	15.3
Career Totals	86	83	2520	29.3	372	805	.462	100	215	.465	277	370	.749	114	297	411	4.8	154	1	216	214	15	142	1121	13.0

#25

Career Highlights

2015 Wooden Awards Midseason Top 20
 2015 Wade Watch List, Wooden Award Preseason
 Top 30 and Naismith Trophy Top 50 Watch List
 2014 Subway All-Classic Team
 2014 Junkanoo Jam, Lucaya Division All-Tournament
 No. 4 Player in the Nation, espnW (2014-15)
 2015 Preseason All-America (AP, Sports Illustrated, ESPN)
 2015 Preseason SEC Player of the Year (Coaches, Media)
 2015 Preseason All-SEC (Coaches, Media)
 2014 WBCA All-America
 2014 All-America Third Team (AP, Full Court)
 2014 Wooden Award Final Ballot, Wade Trophy
 Watch List, Dawn Staley Award Watch List
 2014 WBCA All-Region 3
 2014 SEC Player of the Year (Coaches)
 2014 All-SEC First Team (Coaches, AP)
 2014 SEC All-Defensive Team
 2013 SEC All-Freshman Team

	Season	Career
Double-Double	0	4
20+ Points	3	11
10+ Points	15	61
10+ Rebounds	0	7
5+ Assists	1	8
5+ Steals	2	7
Tm-High Pts.	8	28
Tm-High Assts.	5	22

Miscellaneous

Pts 25 vs. Georgia, 2/27/14
Rebs 11, 5x, last at Arkansas, 1/2/14
Stls 7 vs. NC Central, 12/1/14
Assts 9 at San Diego State, 11/23/13
Min 40 vs. Syracuse, 11/28/14
FG 8, 4x, last at Florida, 1/19/15
3FG 6, 2x, last at Hampton, 12/17/14
FT 13 vs. CSU Northridge, 3/23/14

Career Highs

Pts 21 vs. Syracuse, 11/28
Rebs 8, Syracuse, 11/28
Stls 7 vs. NC Central, 12/1
Assts 5 vs. Clemson, 11/20
Min 40 vs. Syracuse, 11/28
FG 8, 2x, last at Florida, 1/19
3FG 6, 2x, last at Hampton, 12/17
FT 11 vs. Kentucky, 1/11

14-15 Season Highs

Pts 25 vs. Georgia, 2/27/14
Rebs 11, 5x, last at Arkansas, 1/2/14
Stls 6 at Auburn, 1/12/14
Assts 8, 2x, last vs. Ole Miss, 1/30/14
Min 39 vs. Kentucky, 1/9/14
FG 8, 3x, last at Florida, 1/19/15
3FG 3, 2x, last at LSU, 1/4/15
FT 11 vs. Kentucky, 1/11/15

SEC Career Highs



TINA ROY

5-11 • Junior • Guard
Kaplan, La. • Kaplan

- Has played in all but one game this season
- Has committed multiple turnovers in a game just five times this season
- Has scored in double figures twice
- Has led the team in assists five times – Southern Cal, Syracuse, Savannah State, Central Michigan, at LSU
- Hit timely 3-pointer against Texas A&M (Jan. 26) to stop Aggie run and push lead double digits midway through second half
- Scored nine of her 11 points at Alabama (Jan. 8) in the second half as Gamecocks keep the pressure on the Crimson Tide ... was perfect 3-of-3 from outside the arc
- Hit a pair of 3s in the first half at LSU (Jan. 4), the first of which helped hold off a Lady Tigers' rally
- Became first Gamecock to hand out double-digit assists in the Dawn Staley era with 10 against Savannah State (Dec. 14) while also rebounding well with seven boards
- Hit three 3s against Charlotte (Dec. 4), including two during the late first-half run that turned a two-point lead into an 18-point halftime advantage
- Averaged 9.5 points in just 17.0 minutes over two games at the Junkanoo Jam (Nov. 27-28)
- Hit four 3s against #22/22 Syracuse (Nov. 28), including two during the key 18-4 run that rallied the Gamecocks for the win, and dished out five assists as well
- Provided steady point guard play off the bench against Southern Cal (Nov. 15), handing out six assists to get the inside game going and hitting 3-of-5 from behind the arc

#23

	Season	Career	Miscellaneous
10+ Points	2	9	
5+ Assists	3	5	
5+ Steals	0	0	
Tm-High Pts.	0	2	
Tm-High Assts.	5	8	

Pts	15 vs. Presbyterian, 11/27/11	Career Highs
Rebs.....	8 at Mississippi State, 2/6/14	
Stls.....	3 vs. Southern Cal, 11/15/14	
Assts	10 vs. Savannah St., 12/14/14	
Min.....	31 vs. Vanderbilt, 1/5/14	
FG	5, 3x, last, vs. Kentucky, 1/9/13	
3FG	5 vs. Presbyterian, 11/27/11	
FT.....	4 at Southern Cal, 11/25/13	

Pts	12 vs. Syracuse, 11/28	14-15 Season Highs
Rebs.....	7 vs. Savannah St., 12/14	
Stls.....	3 vs. Southern Cal, 11/15	
Assts	10 vs. Savannah St., 12/14	
Min.....	25 vs. Southern Cal, 11/15	
FG	4, 2x, last at Alabama, 1/8	
3FG	4 vs. Syracuse, 11/28	
FT.....		

Pts	11, 3x, last at Alabama, 1/8/15	SEC Career Highs
Rebs.....	8 at Mississippi State, 2/6/14	
Stls.....	1, 5x, last at Auburn, 1/12/14	
Assts	4, 2x, last at LSU, 1/4/15	
Min.....	31 vs. Vanderbilt, 1/5/14	
FG	5 vs. Kentucky, 1/9/14	
3FG	3, 2x, last at Alabama, 1/8/15	
FT.....	3 vs. Georgia, 2/27/14	

2014-15 Game-by-Game

Opponent	Date	GS	MIN	FG-A	3FG-A	FT-A	Reb	A	TO	B	S	TP
Southern Cal	11/15		25	3-5	3-5	0-0	0-2-2	6	2	1	3	9
Clemson	11/20						— DNP (Coach's Decision) —					
San Diego St.	11/23		19	2-7	1-4	0-0	0-3-3	2	1	0	1	5
vs. Wisconsin	11/27		12	3-6	1-3	0-0	0-4-4	2	1	0	0	7
vs. Syracuse	11/28		22	4-10	4-9	0-0	2-0-2	5	0	0	0	12
NC Central	12/1		13	0-1	0-1	0-0	0-2-2	3	1	0	1	0
Charlotte	12/4		23	3-5	3-5	0-0	0-1-1	3	1	0	0	9
at Duke	12/7		7	0-1	0-1	0-0	0-1-1	0	1	0	0	0
vs. Savannah St.	12/14		18	0-2	0-2	0-0	0-7-7	10	2	0	0	0
at Hampton	12/17		14	0-4	0-3	0-0	0-2-2	1	1	1	0	0
vs. C. Michigan	12/20		15	1-3	0-2	0-0	1-1-2	4	1	0	0	2
vs. Liberty	12/21		14	2-3	1-1	0-0	1-2-3	1	0	0	0	5
Auburn	1/2		11	1-1	1-1	0-0	0-1-1	2	3	0	0	3
at LSU	1/4		21	2-6	2-6	0-0	0-1-1	4	3	0	0	6
at Alabama	1/8		15	4-4	3-3	0-0	0-2-2	1	1	0	0	11
Kentucky	1/11		10	1-4	0-1	0-0	0-1-1	1	2	0	0	2
at Missouri	1/15		8	0-4	0-4	0-0	1-0-1	1	1	0	0	0
at Florida	1/19		19	2-4	1-3	0-0	0-1-1	3	1	0	0	5
Texas A&M	1/26		15	2-2	1-1	0-0	0-1-1	2	1	0	0	5

Career Stats at South Carolina

Year	GP	GS	Min	Avg	FG	FGA	Pct	3FG	FGA	Pct	FT	FTA	Pct	Off	Def	Tot	Avg	PF	FO	A	TO	Blk	Stl	Pts	Avg
2011-12	34	0	383	11.3	53	181	.293	32	127	.252	10	22	.455	20	29	49	1.4	20	0	10	15	1	9	148	4.4
2012-13	— Did Not Play (injury) —																								
2013-14	34	1	553	16.3	44	146	.301	20	86	.233	14	23	.609	13	56	69	2.0	19	0	48	23	9	6	122	3.6
2014-15	18	0	281	15.6	30	73	.411	21	55	.382	0	0	—	5	32	37	2.1	15	0	51	23	2	5	81	4.5
Career Totals	86	1	1217	14.2	127	400	.318	73	268	.272	24	45	.533	38	117	155	1.8	54	0	109	61	12	20	351	4.1



KHADIJAH SESSIONS

5-8 • Junior • Guard
Myrtle Beach, S.C. • Myrtle Beach

- Has played in every game this season, starting all but the season opener
- Is 23rd in the nation in assist-to-turnover ratio with an SEC-best mark of 2.4 ... has seven games with no turnovers this season
- Ranks 11th in SEC in assists (3.1) and 10th in steals (2.1)
- Has led the team in assists six times – NC Central, Charlotte, at Hampton, Auburn, at Alabama, at Missouri
- Set the tone defensively against #12/10 Texas A&M (Jan. 26) with two of her career-high tying four steals coming in the opening three minutes of the game
- Tied career high with three 3s against #10/11 Kentucky (Jan. 11), including one off balance at the end of the shot clock to turn a four-point lead into seven midway through the second half
- Swiped four steals at Alabama (Jan. 8), including back-to-back possessions to spark first-half run the broke open the game
- Matched career high for third time this season with four steals against Savannah State (Dec. 14)
- Swiped one of her three steals late in the comeback at #9/8 Duke and was part of the double-team that generated Olivia Gaines' steal in the last 20 seconds that set up the game-winning play
- Capped the 11-0 comeback run late against #22/22 Syracuse (Nov. 28) with a transition layup
- Tied her career high with four steals against San Diego State (Nov. 23)
- Was solid on both ends of the floor against Clemson (Nov. 20), handing out four assists with no turnovers while pulling down career-high six rebounds
- Hit a clutch 3-pointer to start a 14-0 run that erased a Southern Cal (Nov. 15) lead with seven minutes left and put the game out of reach

#5

	Season	Career	Miscellaneous
10+ Points	0	15	
5+ Assists	3	8	
5+ Steals	0	0	
Tm-High Pts.	0	3	
Tm-High Assts.	6	17	

Pts	19 vs. Auburn, 2/3/13	Career Highs
Rebs	6 vs. Clemson, 11/20/14	
Stls	4, 7x, last vs. Texas A&M, 1/26/15	
Assts	8 vs. NC Central, 12/1/14	
Min	37 at Southern Cal, 11/25/13	
FG	6, 2x, last, vs. Seton Hall, 11/17/13	
3FG	3, 3x, last vs. Kentucky, 1/11/15	
FT	8 vs. Auburn, 2/3/13	

Pts	12 vs. Kentucky, 1/11	14-15 Season Highs
Rebs	6 vs. Clemson, 11/20	
Stls	4, 5x, last vs. Texas A&M, 1/26	
Assts	8 vs. NC Central, 12/1	
Min	34 at Duke, 12/7	
FG	4 vs. Kentucky, 1/11	
3FG	3 vs. Kentucky, 1/11	
FT	4 vs. Charlotte, 12/4	

Pts	19 vs. Auburn, 2/3/13	SEC Career Highs
Rebs	5, 3x, last at Missouri, 1/15/15	
Stls	4, 4x, last vs. Texas A&M, 1/26/15	
Assts	6 vs. Missouri, 2/2/14	
Min	35 at Missouri, 2/28/13	
FG	6 at Missouri, 2/28/13	
3FG	3, 3x, last vs. Kentucky, 1/11/15	
FT	8 vs. Auburn, 2/3/13	

2014-15 Game-by-Game

Opponent	Date	GS	MIN	FG-A	3FG-A	FT-A	Reb	A	TO	B	S	TP
Southern Cal	11/15		19	2-5	2-3	0-0	1-1-2	2	1	1	1	6
Clemson	11/20	*	18	2-3	1-1	2-3	1-5-6	4	0	0	1	7
San Diego St.	11/23	*	14	2-5	0-2	2-3	0-0-0	3	0	0	4	6
vs. Wisconsin	11/27	*	21	1-5	0-1	0-0	0-4-4	2	0	0	2	2
vs. Syracuse	11/28	*	22	2-8	1-5	0-1	0-1-1	3	0	1	1	5
NC Central	12/1	*	19	2-2	0-0	0-0	1-3-4	8	1	0	4	4
Charlotte	12/4	*	32	1-4	0-2	4-6	1-1-2	4	2	0	2	6
at Duke	12/7	*	34	0-3	0-2	0-0	1-1-2	2	2	0	3	0
vs. Savannah St.	12/14	*	16	1-5	0-1	2-3	2-0-2	4	1	0	4	4
at Hampton	12/17	*	24	1-3	0-1	0-0	1-2-3	5	0	0	0	2
vs. C. Michigan	12/20	*	21	1-3	0-2	0-0	1-1-2	3	4	0	2	2
vs. Liberty	12/21	*	18	0-3	0-2	0-0	0-1-1	1	1	0	2	0
Auburn	1/2	*	23	1-2	0-1	1-1	0-3-3	4	4	0	2	3
at LSU	1/4	*	13	0-1	0-1	0-0	1-2-3	0	1	0	1	0
at Alabama	1/8	*	18	1-3	0-1	0-0	1-0-1	5	0	0	4	2
Kentucky	1/11	*	29	4-9	3-6	1-4	0-5-5	2	4	0	1	12
at Missouri	1/15	*	24	3-7	1-4	0-1	1-4-5	2	0	0	1	7
at Florida	1/19	*	13	0-0	0-0	0-0	1-2-3	2	1	0	0	0
Texas A&M	1/26	*	24	1-2	0-0	2-2	0-2-2	2	2	1	4	4

Career Stats at South Carolina

Year	GP	GS	Min	Avg	FG	FGA	Pct	3FG	FGA	Pct	FT	FTA	Pct	Off	Def	Tot	Avg	PF	FO	A	TO	Blk	Stl	Pts	Avg
2012-13	33	3	570	17.3	53	151	.351	13	54	.241	72	109	.661	22	24	46	1.4	43	0	36	49	3	21	191	5.8
2013-14	29	26	761	26.2	58	159	.365	18	59	.305	74	109	.679	9	38	47	1.6	60	0	77	45	1	28	208	7.2
2014-15	19	18	402	21.2	25	73	.342	8	35	.229	14	24	.583	13	38	51	2.7	24	0	58	24	3	39	72	3.8
Career Totals	81	47	1733	21.4	136	383	.355	39	148	.264	160	236	.678	44	100	144	1.8	127	0	171	118	7	88	471	5.8



ALEIGHSA WELCH

6-0 • Senior • Forward
Goose Creek, S.C. • Goose Creek

- Voted team captain for third time in her career
- Has started every game this season, not missing a start since Nov. 10, 2013, against Louisiana Tech (51 games)
- Stands 17th in program history in total points with 1,296, trailing La'Keisha Sutton in 16th (1,299)
- Is eighth in school history with 824 total rebounds and is second in career offensive rebounds (388) with an eye on Marsha Williams' record of 427 (1990-93)
- Is 13th in the SEC in rebounds per league game (6.7)
- Has scored in double figures 11 times and grabbed double-digit rebounds twice
- Scored three of the last six points in the first half against #12/10 Texas A&M and recorded one of her two blocks to stop a 2-on-1 break early in the second half
- Tied for team-high honors with four assists at Florida (Jan. 19)
- Posted 10 of her 14 rebounds at Missouri (Jan. 15) in the first half as offense struggled, adding great defense and two free throws late to help seal the win
- Grabbed nine of her 11 rebounds against #10/11 Kentucky (Jan. 11) in the second half, including five in the final 10 minute, four of which came on the offensive end
- Posted her ninth career perfect shooting game with 12 points (6-of-6) against Auburn (Jan. 2), adding six rebounds in just 19 minutes of action
- Was efficient in first half against Liberty (Dec. 21), posting nine of her 15 points and all three of her assists in just 15 minutes of opening-period action
- Played most productive all-around game of season against Charlotte (Dec. 4), narrowly missing double-double by one rebound, grabbing seven of her nine boards on the offensive end, swatting away two shots and handing out three assists
- Scored nine of her 11 points against #22/22 Syracuse (Nov. 28) in the first half to keep the Orange within striking distance ... blocked a shot late in the game to hold off the Orange and become just the 10th Gamecock to record at least 100 career blocks
- Was efficient against Clemson (Nov. 20) with 17 points and three assists in 24 minutes
- Finished with 10 points against Southern Cal (Nov. 15) despite foul trouble and swatted three of her four blocked shots in the game's first four minutes

2014-15 Game-by-Game

Opponent	Date	GS	MIN	FG-A	3FG-A	FT-A	Reb	A	TO	B	S	TP
Southern Cal	11/15	*	27	4-5	0-0	2-4	3-4-7	0	3	4	1	10
Clemson	11/20	*	24	8-11	0-0	1-3	2-1-3	3	0	1	1	17
San Diego St.	11/23	*	17	3-6	0-0	0-0	3-0-3	3	0	0	0	6
vs. Wisconsin	11/27	*	20	2-6	0-0	0-0	2-1-3	2	1	2	1	4
vs. Syracuse	11/28	*	36	5-9	0-0	1-2	2-3-5	3	1	1	0	11
NC Central	12/1	*	24	5-7	0-0	1-1	1-3-4	2	2	1	1	11
Charlotte	12/4	*	22	4-7	0-0	2-2	7-2-9	3	1	2	0	10
at Duke	12/7	*	36	4-11	0-0	0-0	2-6-8	1	2	2	1	8
vs. Savannah St.	12/14	*	20	5-7	0-0	1-4	4-4-8	0	3	0	1	11
at Hampton	12/17	*	24	1-4	0-0	2-4	3-2-5	4	1	0	0	4
vs. C. Michigan	12/20	*	26	6-10	0-1	0-2	2-1-3	2	2	0	0	12
vs. Liberty	12/21	*	21	6-8	0-0	3-4	2-2-4	3	2	1	0	15
Auburn	1/2	*	19	6-6	0-0	0-1	3-3-6	0	2	1	0	12
at LSU	1/4	*	21	3-4	0-0	0-2	1-4-5	1	0	1	0	6
at Alabama	1/8	*	22	5-6	0-0	0-0	0-2-2	1	0	1	0	10
Kentucky	1/11	*	36	4-9	0-0	1-2	4-7-11	2	4	3	1	9
at Missouri	1/15	*	34	3-10	0-0	2-4	4-10-14	1	2	1	0	8
at Florida	1/19	*	21	3-4	0-0	0-0	0-2-2	4	2	1	0	6
Texas A&M	1/26	*	24	5-9	0-0	2-4	1-6-7	0	1	2	0	12

Career Stats at South Carolina

Year	GP	GS	Min	Avg	FG	FGA	Pct	3FG	FGA	Pct	FT	FTA	Pct	Off	Def	Tot	Avg	PF	FO	A	TO	Blk	Stl	Pts	Avg
2011-12	33	2	694	21.0	98	167	.587	0	1	.000	56	98	.571	104	96	200	6.1	41	0	18	40	22	19	252	7.6
2012-13	33	33	981	29.7	134	224	.598	1	1	1.000	126	178	.708	131	124	255	7.7	56	0	34	53	23	26	395	12.0
2013-14	34	33	1037	30.5	175	305	.574	1	1	1.000	116	194	.598	107	153	260	7.6	61	0	67	64	47	29	467	13.7
2014-15	19	19	474	24.9	82	139	.590	0	1	.000	18	39	.462	46	63	109	5.7	32	2	35	29	24	7	182	9.6
Career Totals	119	87	3186	26.8	489	835	.586	2	4	.500	316	509	.621	388	436	824	6.9	190	2	154	186	116	81	1296	10.9

#24

Career Highlights

2015 Wade Watch List
 2015 Wooden Award Preseason Top 30
 2015 Naismith Trophy Top 50 Watch List
 No. 7 Player in the Nation, espnW (2014-15)
 2015 Preseason All-America Second Team (ESPN)
 2015 Preseason All-SEC First Team (Coaches, Media)
 2014 All-America Honorable Mention (AP, WBCA)
 2014 All-SEC First Team (Coaches)
 2014 All-SEC Second Team (AP)
 2014 WBCA All-Region 3
 2013-14 CoSIDA Academic All-District 4
 2013 All-SEC Second Team (Coaches)
 2012 SEC All-Freshman Team

	Season	Career
Double-Double	0	19
20+ Points	0	5
10+ Points	11	72
10+ Rebounds	2	24
5+ Blocks	0	2
5+ Assists	0	1
Tm-High Pts.	1	26
Tm-High Rebs.	2	41
Tm-High Assts.	1	11

Miscellaneous

Pts	23 vs. N. Carolina 12/18/13
Rebs	17 vs. C. of Charleston, 11/14/13
Blks	5, 2x, last at Kentucky, 2/20/14
Stls	3, 4x, last at Charlotte, 12/8/13
Assts	5 vs. Savannah St., 12/28/13
Min	43 at Texas A&M, 1/16/14
FG	10 at Kentucky, 2/20/14
FT	10 at Xavier, 11/30/11

Career Highs

Pts	17 vs. Clemson, 11/20
Rebs	14 at Missouri, 1/15
Blks	4 vs. Southern Cal, 11/15
Stls	1, 7x, last vs. Kentucky, 1/11
Assts	4, 2x, last at Florida, 1/19
Min	36, 3x, last vs. Kentucky, 1/11
FG	8 vs. Clemson, 11/20
FT	3 vs. Liberty, 12/21

14-15 Season Highs

Pts	21 at Kentucky, 2/20/14
Rebs	16 at Texas A&M, 1/16/14
Blks	5, 2x, last at Kentucky, 2/20/14
Stls	3 vs. Florida, 3/3/13
Assts	4, 3x, last at Florida, 1/19/15
Min	43 at Texas A&M, 1/16/14
FG	10 at Kentucky, 2/20/14
FT	8, 2x, last at Miss. St., 2/6/14

SEC Career Highs



JATARIE WHITE

6-4 • Freshman • Forward
Charlotte, N.C. • Providence Day

- Has played in nine games, missing nine (Dec. 4 - Jan. 8) with a foot injury
- Has scored in double figures two times
- Sat out the #12/10 Texas A&M (Jan. 26) with flu-like symptoms
- Made her SEC debut with three offensive rebounds in just five minutes against #10/11 Kentucky (Jan. 11)
- Netted 10 points in just 15 minutes against Wisconsin (Nov. 27)
- Scored double digits for first time her career with 11 points in 17 minutes against Clemson (Nov. 20)
- Made her collegiate debut against Southern Cal (Nov. 15), grabbing two rebounds in three minutes of action.

#40

Career Highlights

No. 7 recruit in 2014 class (espnW)
2014 High School All-America (WBCA, McDonald's)

	Season	Career
Double-Double	0	0
10+ Points	2	2
5+ Assists	0	0
5+ Steals	0	0
Tm-High Pts.	0	0
Tm-High Assts.	0	0

Miscellaneous

Pts 11 vs. Clemson, 11/20/14
Rebs 6 vs. San Diego State, 11/23/14
Blks
Stls 1, 3x, last vs. Wisconsin, 11/27/14
Assts 2 vs. Wisconsin, 11/27/14
Min 22 vs. San Diego State, 11/23/14
FG 5 vs. Clemson, 11/20/14
FT 2 vs. Wisconsin, 11/27/14

Career Highs

Pts 3 at Florida, 1/19/15
Rebs 3, 2x, last at Florida, 1/19/15
Blks 1 vs. Kentucky, 1/11/15
Stls
Assts
Min 15 at Florida, 1/19/15
FG 1 at Florida, 1/19/15
FT 1 at Florida, 1/19/15

SEC Highs

2014-15 Game-by-Game

Opponent	Date	GS	MIN	FG-A	3FG-A	FT-A	Reb	A	TO	B	S	TP
Southern Cal	11/15	3	0-0	0-0	0-0	0-2-2	1	0	0	0	0	0
Clemson	11/20	17	5-12	0-0	1-1	3-2-5	0	0	0	1	11	
San Diego St.	11/23	22	3-5	0-0	0-0	1-5-6	0	0	0	1	6	
vs. Wisconsin	11/27	15	4-7	0-0	2-3	1-2-3	2	0	0	1	10	
vs. Syracuse	11/28	8	0-2	0-0	0-0	0-0-0	0	0	0	0	0	
NC Central	12/1	7	1-1	0-0	0-0	0-1-1	0	2	0	0	2	
Charlotte	12/4					— DNP (Injury) —						
at Duke	12/7					— DNP (Injury) —						
vs. Savannah St.	12/14					— DNP (Injury) —						
at Hampton	12/17					— DNP (Injury) —						
vs. C. Michigan	12/20					— DNP (Injury) —						
vs. Liberty	12/21					— DNP (Injury) —						
Auburn	1/2					— DNP (Injury) —						
at LSU	1/4					— DNP (Injury) —						
at Alabama	1/8					— DNP (Injury) —						
Kentucky	1/11	5	0-1	0-0	0-0	3-0-3	0	1	1	0	0	
at Missouri	1/15	5	0-0	0-0	0-0	1-1-2	0	1	0	0	0	
at Florida	1/19	15	1-3	0-0	1-4	2-1-3	0	3	0	0	3	
Texas A&M	1/26					— DNP (Illness) —						

Career Stats at South Carolina

Year	GP	GS	Min	Avg	FG	FGA	Pct	3FG	FGA	Pct	FT	FTA	Pct	Off	Def	Tot	Avg	PF	FO	A	TO	Blk	Stl	Pts	Avg
2014-15	9	0	97	10.8	14	31	.452	0	0	—	4	8	.500	11	14	25	2.8	8	0	3	7	1	3	32	3.6



A'JA WILSON

6-5 • Freshman • Guard
Hopkins, S.C. • Heathwood Hall

- Has played in every game with one start (Southern Cal)
- Averages 8.4 rebounds per SEC game to rank seventh in the league
- Has recorded four double-doubles
- Has scored in double figures a team-high 16 times with two 20-point games
- Has led the team in scoring a team-high nine times – Clemson, vs. Wisconsin, NC Central, Charlotte, Savannah State, vs. Liberty, Auburn, at LSU, Texas A&M
- Has been team's top rebounder six times – San Diego State, vs. Syracuse, NC Central, vs. Liberty, at LSU, at Alabama
- Grabbed six of her nine rebounds against #12/10 Texas A&M in the second half after helping build first-half lead with 11 of her team-high 18 points
- Posted 10 of her 16 points at Florida (Jan. 19) in the first half, including six during a 14-2 first-half run that broke open the game
- Scored half of team's points in 6-0 run to close first half at LSU (Jan. 4) and added 12 in second half to prevent any Lady Tiger comeback
- Recorded a double-double in Gamecocks' final game of the month for the second time with 17 points and 10 boards against Liberty (Dec. 21) with 11 of those points coming in the second half
- Scored six points during Gamecocks' 12-2 first-half run against Central Michigan (Dec. 20) that turned a five-point lead into a 15-point advantage
- Poured in career-high 23 points against Savannah State on best shooting night of the season (8-of-10)
- Earned SEC and USBWA National Freshman of the Week honors after leading Gamecocks to three wins (Dec. 1-7)
- Capped the team's comeback from four points down in the final 42 seconds at #9/8 Duke with a game-winning putback with two seconds left ... three of her four made field goals gave team the lead at different points of the second half
- Earned SEC Freshman of the Week (Nov. 24-30) and Junkanoo Jam Lucaya Division MVP honors after averaging 13.0 points and a team-high 8.0 rebounds over the two games at the event
- Recorded first career double-double against No. 22/22 Syracuse (Nov. 28), including critical play in final two minutes after Gamecocks had taken a narrow lead, recording a blocked shot, a putback and a steal

2014-15 Game-by-Game

Opponent	Date	GS	MIN	FG-A	3FG-A	FT-A	Reb	A	TO	B	S	TP
Southern Cal	11/15	*	16	2-7	0-0	0-2	1-4-5	1	3	1	1	4
Clemson	11/20		20	6-8	0-0	6-7	2-3-5	0	2	1	0	18
San Diego St.	11/23		18	5-9	0-0	5-6	3-6-9	3	0	1	3	15
vs. Wisconsin	11/27		21	4-7	0-0	3-5	1-5-6	1	1	2	3	11
vs. Syracuse	11/28		26	5-13	0-0	5-9	4-6-10	0	1	1	2	15
NC Central	12/1		17	4-12	0-0	8-9	5-3-8	1	1	0	2	16
Charlotte	12/4		25	8-12	0-0	1-3	0-3-3	1	2	3	3	17
at Duke	12/7		26	4-8	0-0	2-5	2-3-5	0	3	1	1	10
vs. Savannah St.	12/14		21	8-10	0-0	7-10	2-4-6	1	1	2	1	23
at Hampton	12/17		17	5-9	0-0	2-2	2-4-6	1	2	1	1	12
vs. C. Michigan	12/20		20	6-9	0-0	0-0	0-5-5	0	1	1	3	12
vs. Liberty	12/21		22	6-11	0-0	5-10	3-7-10	1	0	3	1	17
Auburn	1/2		27	6-17	0-0	0-1	2-8-10	1	1	2	0	12
at LSU	1/4		26	7-11	0-0	7-9	3-10-13	2	5	3	1	21
at Alabama	1/8		19	3-7	0-0	5-7	0-5-5	3	4	3	1	11
Kentucky	1/11		28	3-13	0-0	2-4	4-5-9	1	0	3	0	8
at Missouri	1/15		12	1-3	0-0	1-4	1-3-4	0	1	0	0	3
at Florida	1/19		21	7-11	0-0	2-2	2-7-9	0	1	1	1	16
Texas A&M	1/26		25	6-10	0-0	6-8	1-8-9	1	4	2	1	18

Career Stats at South Carolina

Year	GP	GS	Min	Avg	FG	FGA	Pct	3FG	FGA	Pct	FT	FTA	Pct	Off	Def	Tot	Avg	PF	FO	A	TO	Blk	Stl	Pts	Avg
2014-15	19	1	407	21.4	96	187	.513	0	0	—	67	103	.650	38	99	137	7.2	36	0	18	33	31	25	259	13.6

#22

Career Highlights

2015 Wood Award Midseason Top 20 and Naismith Trophy Top 50 Watch List
 2014 Subway All-Classic Team
 2014 Junkanoo Jam, Lucaya Division MVP
 USBWA National Freshman of the Week (Dec. 1-7)
 Three-Time SEC Freshman of the Week (Nov. 24-30; Dec. 1-7; Dec. 29-Jan. 4)
 2014 National High School Player of the Year (WBCA, Naismith, Parade)
 No. 1 recruit in 2014 class (espnW)
 2014 McDonald's All-America
 2014 FIBA Americas U18 Championship MVP
 2014 FIBA Americas U18 Championship (gold)
 2013 FIBA U19 World Championship (gold)

	Season	Career	Miscellaneous
Double-Double	4	4	
20+ Points	2	2	
10+ Points	16	16	
10+ Rebs	4	4	
5+ Steals	0	0	
Tm-High Pts.	9	9	
Tm-High Rebs.	6	6	

Pts	23 vs. Savannah St., 12/14/14	Career Highs
Rebs	13 at LSU, 1/4/15	
Blks	3, 5x, last vs. Kentucky, 1/11/15	
Stls	3, 4x, last vs. C. Michigan, 12/20/14	
Assts	3, 2x, last at Alabama, 1/8/15	
Min	28 vs. Kentucky, 1/11/15	
FG	8, 2x, last vs. Sav. St., 12/14/14	
FT	8 vs. NC Central, 12/1/14	

Pts	21 at LSU, 1/4/15	SEC Career Highs
Rebs	13 at LSU, 1/4/15	
Blks	3, 3x, last vs. Kentucky, 1/11/15	
Stls	1, 4x, last vs. Texas A&M, 1/26/15	
Assts	3 at Alabama, 1/8/15	
Min	28 vs. Kentucky, 1/11/15	
FG	7, 2x, last at Florida, 1/19/15	
FT	7 at LSU, 1/4/15	



Official Basketball Box Score -- Game Totals -- Final Statistics
Southern Cal vs #2 South Carolina
11/15/14 7 p.m. at Columbia, S.C./Colonial Life Arena



Southern Cal 61 • 0-1

#	Player	FG	Total		3-Ptr		Rebounds			PF	TP	A	TO	Blk	Stl	Min
			FGA	FG-FGA	FT	FTA	Off	Def	Tot							
13	Horn, Kaneisha	f	4-9	1-1	2-2	1	1	2	4	11	0	1	0	4	20	
21	Vaiolotama, Alexyz	f	3-6	1-1	2-2	0	1	1	4	9	0	0	1	2	18	
01	Adams, Jordan	g	3-10	0-2	0-1	0	4	4	1	6	1	2	0	1	34	
10	Jaco, Courtney	f	1-6	1-3	0-0	0	0	0	0	3	2	2	0	1	27	
23	Barrett, Brianna	g	1-7	0-0	5-8	2	3	5	3	7	2	2	0	1	22	
05	Calvert, McKenzie		2-9	0-2	7-7	1	1	2	1	11	0	1	0	0	23	
24	Edelman, Drew		5-5	0-0	0-0	3	2	5	3	10	0	3	0	0	16	
32	Alofaituli, Kiki		0-2	0-0	0-0	0	1	1	3	0	1	0	0	0	15	
35	Simon, Kristen		2-4	0-0	0-0	1	5	6	4	4	3	4	1	1	24	
43	Okonkwo, Amy		0-5	0-1	0-0	4	0	4	0	0	0	0	0	0	1	
Team						3	1	4								
Totals			21-63	3-10	16-20	15	19	34	23	61	9	15	2	10	200	
FG 1st Half: 9-37 24.3% 2nd half: 12-26 46.2% Game: 21-63 33.3%																
3FG 1st Half: 2-8 25.0% 2nd half: 1-2 50.0% Game: 3-10 30.0%																
FT 1st Half: 4-4 100% 2nd half: 12-16 75.0% Game: 16-20 80.0%																
Deadball Rebounds 0																

FG % 1st Half: 9-37 24.3% 2nd half: 12-26 46.2% Game: 21-63 33.3% Deadball Rebounds 0
3FG % 1st Half: 2-8 25.0% 2nd half: 1-2 50.0% Game: 3-10 30.0%
FT % 1st Half: 4-4 100.0 2nd half: 12-16 75.0% Game: 16-20 80.0%

#2 South Carolina 70 • 1-0

#	Player		Total		3-Ptr		Rebounds			PF	TP	A TO Blk Stl				Min
			FG	FGA	FG	FGA	FT	FTA	Off			Def	Tot	A	TO	
22	WILSON, A'ja	f	2-7	0-0	0-2		1	4	5	0	4	1	3	1	1	16
24	WELCH, Aleighsa	f	4-5	0-0	2-4		3	4	7	5	10	0	3	4	1	27
33	IBIAM, Elem	c	2-3	0-0	1-2		2	4	6	1	5	0	0	1	1	22
41	COATES, Alaina	c	6-8	0-0	6-6		4	9	13	1	18	0	1	2	0	30
25	MITCHELL, Tiffany	g	4-10	0-3	10-12		1	1	2	3	18	4	6	0	1	38
01	CUEVAS, Bianca		0-3	0-2	0-1		0	1	1	2	0	0	1	0	1	5
02	GAINES, Olivia		0-0	0-0	0-0		0	0	0	0	0	0	0	0	0	1
05	SESSIONS, Khadijah		2-5	2-3	0-0		1	1	2	2	6	2	1	1	1	19
23	ROY, Tina		3-6	3-5	0-0		0	2	2	3	9	6	2	1	3	25
31	DOZIER, Asia		0-3	0-2	0-0		0	0	0	0	0	1	2	0	0	14
40	WHITE, Jatarie		0-0	0-0	0-0		0	2	2	1	0	1	0	0	0	3
Team							0	3	3							
Totals			23-50	5-15	19-27		12	31	43	18	70	15	19	10	9	200
FG % 1st Half: 9-25 36.0% 2nd half: 14-25 56.0% Game: 23-50 46.0% Deadball																
3FG % 1st Half: 1-5 20.0% 2nd half: 4-10 40.0% Game: 5-15 33.3% Rebounds																
FT % 1st Half: 8-13 61.5% 2nd half: 11-14 78.6% Game: 19-27 70.4% 4																

FG % 1st Half: 9-25 36.0% 2nd half: 14-25 56.0% Game: 23-50 46.0% Deadball Rebounds 4
3FG % 1st Half: 1-5 20.0% 2nd half: 4-10 40.0% Game: 5-15 33.3%
FT % 1st Half: 8-13 61.5% 2nd half: 11-14 78.6% Game: 19-27 70.4%

Officials: Lisa Mattingly, Jesse Dickerson, Bruce Morris
Technical fouls: Southern Cal-None. #2 South Carolina-None.
Attendance: 10057

Score by periods	1st	2nd	Total
Southern Cal	24	37	61
#2 South Carolina	27	43	70

Points	In Paint	Off T/O	2nd Chance	Fast Break	Bench
USC	36	22	10	8	25
SC	32	16	14	4	15

Last FG - USC 2nd-02:14, SC 2nd-02:35.
Lead changed - USC by 5 1st-17:02, SC by 13 2nd-02:35.
Score tied - 6 times.
Lead changed - 7 times.



Official Basketball Box Score -- Game Totals -- Final Statistics
Clemson vs #2/3 South Carolina
11/20/14 7 p.m. at Columbia, S.C./Colonial Life Arena



Clemson 41 • 2-1

#	Player		Total		3-Ptr		Rebounds			PF	TP	A	TO	Blk	Stl	Min
			FG-FA	FG-FGA	FT-FTA	Off	Def	Tot								
24	Ivy Atkism	f	4-6	0-0	0-0	2	0	2	0	8	0	1	1	0	24	
00	Shelbie Davenport	g	1-5	1-3	0-0	1	3	4	3	3	0	3	2	0	22	
01	Tiffany Lewis	g	3-11	1-3	0-0	0	2	2	3	7	1	4	0	1	27	
02	Chelsea Lindsay	g	0-4	0-3	0-0	1	0	1	2	0	0	3	0	1	26	
25	Cha'Nelle Perry	g	4-6	0-1	1-2	1	3	4	1	9	3	0	2	0	25	
03	Victoria Cardaci		1-1	1-1	0-0	0	0	0	0	3	1	0	0	0	5	
12	Makayla Johnson		1-2	0-0	0-0	2	5	7	4	2	1	2	1	0	16	
13	Daneasha Provo		0-9	0-5	1-2	2	0	2	0	1	1	0	0	0	21	
14	Paige Mosley		2-4	0-0	0-0	0	1	1	4	4	0	0	1	1	12	
21	Nikki Dixon		1-3	1-1	0-0	1	1	2	2	3	0	3	1	1	12	
33	Alexis Carter		0-1	0-0	1-2	0	0	0	0	1	1	2	0	0	5	
34	Justice Wright		0-1	0-0	0-0	0	0	0	0	0	0	0	0	0	5	
Team						1	2	3								
Totals			17-53	4-17	3-6	11	17	28	19	41	8	18	8	4	200	
FG % 1st Half: 9-25			36.0%	2nd half: 8-28	28.6%	Game: 17-53		32.1%	Deadball Rebounds 1							
3FG % 1st Half: 2-8			25.0%	2nd half: 2-9	22.2%	Game: 4-17		23.5%								
FT % 1st Half: 1-2			50.0%	2nd half: 2-4	50.0%	Game: 3-6		50.0%								

FG % 1st Half: 9-25 36.0% 2nd half: 8-28 28.6% Game: 17-53 32.1% Deadball Rebounds 1
3FG % 1st Half: 2-8 25.0% 2nd half: 2-9 22.2% Game: 4-17 23.5%
FT % 1st Half: 1-2 50.0% 2nd half: 2-4 50.0% Game: 3-6 50.0%

#2/3 South Carolina 99 • 2-0

#	Player		Total		3-Ptr		Rebounds			PF	TP	A TO Blk Stl				Min
			FG-FGA	FG-FGA	FT-FTA	FT-FTA	Off	Def	Tot			A	TO	Blk	Stl	
24	WELCH, Aleighsa	f	8-11	0-0	1-3	2	1	3	1	17	3	0	1	1	24	
33	IBIAM, Elem	c	1-2	0-0	1-1	0	3	3	1	3	0	2	2	0	18	
41	COATES, Alaina	c	4-10	0-0	4-7	4	6	10	0	12	2	0	2	0	20	
05	SESSIONS, Khadijah	g	2-3	1-1	2-3	1	5	6	0	7	4	0	0	1	18	
25	MITCHELL, Tiffany	g	6-8	3-4	0-0	0	0	0	2	15	5	1	0	3	25	
00	FARMER, India		0-0	0-0	0-0	1	0	1	0	0	0	0	0	0	4	
01	CUEVAS, Bianca		4-10	2-6	0-0	1	2	3	0	10	2	0	0	2	17	
02	GAINES, Olivia		0-4	0-0	0-0	3	2	5	1	0	2	2	0	1	10	
03	DUCKETT, Kaydra		0-0	0-0	0-0	0	0	0	0	0	1	0	0	0	3	
15	DAVIS, Tiffany		1-2	1-2	0-0	0	1	1	0	3	2	0	0	0	8	
22	WILSON, A'ja		6-8	0-0	6-7	2	3	5	0	18	0	2	1	0	20	
31	DOZIER, Asia		1-2	1-2	0-0	0	1	1	2	3	4	0	0	0	16	
40	WHITE, Jatarie		5-12	0-0	1-1	3	2	5	0	11	0	0	0	1	17	
Team						6	1	7								
Totals				38-72	8-15	15-22	23	27	50	7	99	25	7	6	9	200
FG % 1st Half: 18-35				51.4%	2nd half: 20-37		54.1%	Game: 38-72		52.8%						Deadball
3FG % 1st Half: 4-8				50.0%	2nd half: 4-7		57.1%	Game: 8-13		53.3%						Rebounds
FT % 1st Half: 6-9				66.7%	2nd half: 10-13		76.9%	Game: 15-22		68.2%						1

FG % 1st Half: 18-35 51.4% 2nd half: 20-37 54.1% Game: 38-72 52.8% Deadball Rebounds 1
3FG % 1st Half: 4-8 50.0% 2nd half: 4-7 57.1% Game: 8-15 53.3%
FT % 1st Half: 5-9 55.6% 2nd half: 10-13 76.9% Game: 15-22 68.2%

Officials: Beverly Roberts, Denise Brooks, Maj Forsberg
Technical fouls: Clemson-None. #2/3 South Carolina-None.
Attendance: 11012

Score by periods	1st	2nd	Total
Clemson	21	20	41
#2/3 South Carolina	45	54	99

Points	In Paint	Off T/O	2nd Chance	Fast Break	Bench
Clemson	16	9	7	2	14
CU	46	23	31	8	45

Last FG - CU 2nd-00:33, SC 2nd-01:02.
Lead changed - CU by 4 1st-17:36, SC by 60 2nd-01:43.
Score tied - 1 time.
Lead changed - 1 time.



Official Basketball Box Score -- Game Totals -- Final Statistics
San Diego State vs #2/3 South Carolina
11/23/14 2 p.m. at Columbia, S.C./Colonial Life Arena



San Diego State 38 • 1-3

#	Player		Total		3-Ptr		Rebounds					PF	TP	A	TO	Blk	Stl	Min	
			FG-FGA	FG-FGA	FT-FTA	Off	Def	Total											
02	HUNTER, Christina	f	0-6	0-0	0-0	1	3	4	1	0	0	3	1	1	25				
05	CULBERSON, Chairese	f	1-5	1-3	0-0	2	4	6	2	3	1	2	0	0	23				
25	AMARIKWA, Erimma	f	4-9	0-0	1-4	2	4	6	1	9	1	5	0	3	29				
11	HARVEY, Ahjalee	g	1-5	1-3	0-0	0	0	0	4	3	1	3	0	1	22				
21	JOHNSON, Chloe	g	1-2	0-0	0-0	0	1	1	4	2	0	3	0	0	13				
00	SMITH, Deidra		2-4	0-0	0-0	2	3	5	2	4	0	3	1	1	14				
15	FORT, McKynzie		1-7	1-1	1-2	1	1	2	2	4	4	7	0	1	27				
22	THORNDERSON, Lexy		1-6	0-4	0-0	1	1	2	0	2	0	0	0	0	11				
30	GREENHOUSE, Cheyenne		1-3	1-1	2-2	0	2	2	0	5	1	1	0	0	24				
44	BRANDON, Aleiah		2-2	2-2	0-0	0	0	0	3	6	0	2	0	0	12				
Team						2	3	5											
Totals				14-49	6-14	4-8	11	22	33	19	38	8	29	2	7	200			
FG % 1st Half: 5-19			26.3%	2nd half: 9-30	30.0%	Game: 14-49			28.6%	Deadball Rebounds 2,1									
3FG % 1st Half: 2-4			50.0%	2nd half: 4-10	40.0%	Game: 6-14			42.9%										
FT % 1st Half: 4-8			50.0%	2nd half: 4-0	0.0%	Game: 4-8			50.0%										

FG % 1st Half: 5-19 26.3% 2nd half: 9-30 30.0% Game: 14-49 28.6% Deadball Rebounds 2,1
3FG % 1st Half: 2-4 50.0% 2nd half: 4-10 40.0% Game: 6-14 42.9%
FT % 1st Half: 4-8 50.0% 2nd half: 0-0 0.0% Game: 4-8 50.0%

#2/3 South Carolina 89 • 3-0

#	Player	FG	FGA	FG-FGA	FT	FTA	Rebounds				PF	TP	A	TO	Blk	Stl	Min
							Off	Def	Total								
24	WELCH, Aleighsa	f	3-6	0-0	0-0	3	0	3	0	6	3	0	0	0	0	1	17
23	IBIAM, Elem	c	1-3	0-0	2-2	1	1	2	2	4	0	0	0	1	0	14	
02	GAINES, Olivia	g	0-2	0-0	0-0	1	1	2	2	0	1	2	0	2	0	16	
05	SESSIONS, Khadijah	g	2-5	0-2	2-3	0	0	0	0	6	3	0	0	4	0	14	
25	MITCHELL, Tiffany	g	6-8	6-6	2-2	0	2	2	2	20	3	2	0	1	0	18	
00	RAMER, India	0	0-0	0-0	1-2	0	0	0	0	1	0	0	0	0	0	3	
01	CUEVAS, Bianca	4	4-6	1-3	2-2	0	3	3	1	11	5	1	0	4	0	17	
15	DAVIS, Tiffany	0	0-3	0-2	0-1	2	0	2	0	0	1	2	0	0	0	8	
22	WILSON, A'ja	5	5-9	0-0	5-6	3	6	9	0	15	3	0	1	3	0	18	
23	ROY, Tina	2	2-7	1-4	0-0	0	3	3	0	5	2	1	0	1	0	19	
31	DOZIER, Asia	2	2-3	1-2	0-1	0	0	0	0	5	4	1	0	1	0	16	
40	WHITE, Jatarie	3	3-5	0-0	0-0	1	5	6	1	6	0	0	1	0	1	22	
41	COATES, Alaina	5	5-8	0-0	0-1	2	3	5	1	10	0	1	0	0	0	18	
	Team					1	2	3									
	Totals		33-65	9-19	14-20	14	26	40	7	89	25	10	1	18	20		
	FG % 1st Half: 18-35	51.4%	2nd half: 15-30	50.0%	Game: 33-65	50.8%										Deadball	
	3FG % 1st Half: 4-10	40.0%	2nd half: 5-9	55.6%	Game: 9-19	47.4%										Rebounds	
	FT % 1st Half: 11-13	84.6%	2nd half: 3-7	42.9%	Game: 14-20	70.0%										1	



Official Basketball Box Score -- Game Totals -- Final Statistics
#22/22 Syracuse vs #1/2 South Carolina
11/28/14 8:00 PM at Freeport Grand Bahamas



#22/22 Syracuse 63 • 4-1

#	Player	Total		3-Ptr		Rebounds			PF	TP	A TO Blk Stl				Min
		FG	FGA	FG	FGA	FT	FTA	Off Def Tot			A	TO	Blk	Stl	
01	Alexis Peterson	*	4-10	1-4	0-0	3	3	6	3	9	9	3	0	1	40
10	Isabella Slim	*	1-2	1-2	0-0	1	0	1	1	3	0	1	0	0	11
11	Cornelia Fondren	*	5-7	1-2	1-1	3	3	6	4	12	1	0	0	0	25
13	Brianna Butler	*	6-21	4-10	2-2	0	4	4	3	18	0	4	0	0	31
50	Briana Day	*	3-7	0-0	7-11	7	10	17	3	13	1	2	1	1	37
00	Diamond Henderson		3-8	0-3	0-0	0	0	0	3	6	0	2	0	1	30
22	Taylor Ford		0-3	0-2	2-4	1	7	8	2	2	4	1	0	0	23
44	Amber Witherspoon		0-0	0-0	0-0	0	1	1	2	0	0	1	0	0	3
Team						4	3	7			2				
Totals			22-58	7-23	12-18	19	31	50	21	63	15	16	1	3	200

FG % 1st Half: 14-30 46.7% 2nd half: 8-28 28.6% Game: 22-58 37.9% Deadball Rebounds 4
3FG % 1st Half: 4-12 33.3% 2nd half: 3-11 27.3% Game: 7-23 30.4%
FT % 1st Half: 3-5 60.0% 2nd half: 9-13 69.2% Game: 12-18 66.7%

#1/2 South Carolina 67 • 5-0

#	Player	Total		3-Ptr		Rebounds			PF	TP	A TO Blk Stl				Min
		FG	FGA	FG	FGA	FT	FTA	Off Def Tot			A	TO	Blk	Stl	
24	WELCH, Aleighsa	f	5-9	0-0	1-2	2	3	5	2	11	3	1	1	0	36
33	IBIAM, Elem	f	0-4	0-0	0-0	2	1	3	4	0	2	2	1	0	15
41	COATES, Alaina	f	0-0	0-0	0-0	0	1	1	2	0	0	0	0	0	13
05	SESSIONS, Khadijah	g	2-8	1-5	0-1	0	1	1	1	5	3	0	1	1	22
25	MITCHELL, Tiffany	g	6-13	3-8	6-8	4	4	8	2	21	3	1	0	1	40
01	CUEVAS, Bianca		0-4	0-3	0-0	0	0	0	3	0	0	0	0	0	9
02	GAINES, Olivia		0-0	0-0	0-0	0	0	0	0	0	0	0	0	0	2
22	WILSON, A'ja		5-13	0-0	5-9	4	6	10	3	15	0	1	1	2	26
23	ROY, Tina		4-10	4-9	0-0	2	0	2	1	12	5	0	0	0	22
31	DOZIER, Asia		1-1	1-1	0-0	0	0	0	0	3	1	0	0	0	7
40	WHITE, Jatarie		0-2	0-0	0-0	0	0	0	1	0	0	0	0	0	8
Team						2	3	5							
Totals			23-64	9-26	12-20	16	19	35	19	67	17	5	4	4	200

FG % 1st Half: 11-32 34.4% 2nd half: 12-32 37.5% Game: 23-64 35.9% Deadball Rebounds 2
3FG % 1st Half: 4-13 30.8% 2nd half: 5-13 38.5% Game: 9-26 34.6%
FT % 1st Half: 5-8 62.5% 2nd half: 7-12 58.3% Game: 12-20 60.0%

Officials: Kathy Lynch, Andy Bills, D'Lynn Schertz
Technical fouls: #22/22 Syracuse-None. #1/2 South Carolina-None.
Attendance: 342

Score by periods	1st	2nd	Total
#22/22 Syracuse	35	28	63
#1/2 South Carolina	31	36	67

Last FG - SU 2nd-06:43, SC 2nd-00:51.
Largest lead - SU by 12 1st-08:41, SC by 7 1st-16:52.

Points	In Paint	Off T/O	2nd Chance	Fast Break	Bench
SU	16	6	17	0	8
SC	20	11	13	0	30

Score tied - 4 times.
Lead changed - 8 times.



Official Basketball Box Score -- Game Totals -- Final Statistics
NC Central vs #1/2 South Carolina
12/01/14 7 p.m. at Columbia, S.C./Colonial Life Arena



NC Central 26 • 2-4

#	Player	Total		3-Ptr		Rebounds			PF	TP	A TO Blk Stl				Min
		FG	FGA	FG	FGA	FT	FTA	Off Def Tot			A	TO	Blk	Stl	
25	DIXON, Tisha	f	1-6	0-0	1-4	0	0	0	3	3	1	1	1	1	20
15	DAVIS, Racquel	c	2-3	0-0	2-4	2	2	4	5	6	0	3	0	1	18
13	WILLIAMS, Rachel	g	0-1	0-0	0-0	0	0	0	2	0	0	2	0	0	19
23	JONES, Morgan	g	3-8	1-3	0-0	0	3	3	3	7	0	6	0	0	28
24	CONERLY, Khrya	g	1-5	0-0	0-0	0	1	1	4	2	0	5	0	2	13
03	HYNES, Alexus		0-2	0-1	0-0	0	1	1	1	0	0	4	0	0	21
04	ASKEW, Kristin		1-4	1-2	0-0	1	0	1	0	3	0	1	0	0	13
10	WHALEY-BRIGGS, M.		0-0	0-0	0-0	0	3	3	0	0	0	2	0	0	8
21	WORKS, Nikki		2-12	0-4	1-2	1	2	3	3	5	0	2	0	0	33
32	ATKINSON, Imani		0-3	0-0	0-0	0	0	0	0	0	0	1	0	1	8
33	CLEMENT, Tia		0-0	0-0	0-0	0	0	0	0	0	0	0	0	0	4
35	MORTON, Kierona		0-1	0-0	0-0	0	4	4	1	0	0	0	0	2	15
Team						2	1	3							
Totals			10-45	2-10	4-10	6	17	23	22	26	2	28	1	7	200

FG % 1st Half: 6-22 27.3% 2nd half: 4-23 17.4% Game: 10-45 22.2% Deadball Rebounds 3
3FG % 1st Half: 2-5 40.0% 2nd half: 0-5 0.0% Game: 2-10 20.0%
FT % 1st Half: 2-6 33.3% 2nd half: 2-4 50.0% Game: 4-10 40.0%

#1/2 South Carolina 90 • 7-0

#	Player	Total		3-Ptr		Rebounds			PF	TP	A TO Blk Stl				Min
		FG	FGA	FG	FGA	FT	FTA	Off Def Tot			A	TO	Blk	Stl	
24	WELCH, Aleighsa	f	5-7	0-0	1-1	1	3	4	2	11	2	2	1	1	24
33	IBIAM, Elem	f	4-5	0-0	2-5	1	3	4	1	10	0	0	3	0	20
41	COATES, Alaina	c	4-7	0-0	1-2	0	5	5	2	9	1	1	2	0	21
05	SESSIONS, Khadijah	g	2-2	0-0	0-0	1	3	4	1	4	8	1	0	4	19
25	MITCHELL, Tiffany	g	6-8	1-3	1-2	0	3	3	0	14	4	1	0	7	24
00	FARMER, India		0-0	0-0	0-0	1	1	2	0	0	0	0	0	0	2
01	CUEVAS, Bianca		1-4	1-4	1-2	0	1	1	1	4	5	1	2	3	20
02	GAINES, Olivia		2-3	0-0	0-0	0	1	1	0	4	0	1	0	0	7
03	DUCKETT, Kaydra		1-1	0-0	0-0	0	1	1	0	2	0	1	0	1	4
15	DAVIS, Tiffany		0-1	0-1	0-0	0	1	1	0	0	1	0	0	0	6
22	WILSON, A'ja		4-12	0-0	8-9	5	3	8	2	16	1	1	0	2	17
23	ROY, Tina		0-1	0-1	0-0	0	2	2	0	0	3	1	0	1	13
31	DOZIER, Asia		5-6	3-4	1-1	0	0	0	0	14	1	1	0	2	16
40	WHITE, Jatarie		1-1	0-0	0-0	0	1	1	2	2	0	2	0	0	7
Team						1	2	3							
Totals			35-58	5-13	15-22	10	30	40	11	90	26	13	8	21	200

FG % 1st Half: 14-22 63.6% 2nd half: 21-36 58.3% Game: 35-58 60.3% Deadball Rebounds 3,2
3FG % 1st Half: 1-3 33.3% 2nd half: 4-10 40.0% Game: 5-13 38.5%
FT % 1st Half: 10-16 62.5% 2nd half: 5-6 83.3% Game: 15-22 68.2%

Officials: Sue Bauch, Jesse Dickerson, Eric Brewton
Technical fouls: NC Central-None. #1/2 South Carolina-None.
Attendance: 8823

Score by periods	1st	2nd	Total
NC Central	16	10	26
#1/2 South Carolina	39	51	90

Points	In Paint	Off T/O	2nd Chance	Fast Break	Bench
NCU	12	7	3	0	8
SC	58	31	3	34	42

Last FG - NCCU 2nd-04:15, SC 2nd-00:36.
Largest lead - NCCU None, SC by 64 2nd-00:36.

Score tied - 0 times.
Lead changed - 0 times.



Official Basketball Box Score -- Game Totals -- Final Statistics
Charlotte vs #1/2 South Carolina
12/04/14 8 p.m. at Columbia, S.C./Colonial Life Arena



Charlotte 61 • 1-6

#	Player	Total		3-Ptr		Rebounds			PF	TP	A TO Blk Stl				Min
		FG	FGA	FG	FGA	FT	FTA	Off Def Tot			A	TO	Blk	Stl	
50	RANKIN, Olivia	f	4-5	0-0	0-0	1	1	2	5	8	0	1	0	1	15
03	HOLMES, Ayanna	g	2-6	0-0	4-4	0	2	2	4	8	8	5	0	2	34
20	GORDON, Kira	g	3-9	0-1	1-3	1	3	4	3	7	1	1	1	2	33
21	WEBSTER, Lefty	g	7-13	0-0	3-4	1	0	1	4	17	2	5	0	2	32
22	SIGMON, Hillary	g	4-5	3-3	2-2	2	0	2	3	13	0	6	0	0	26
00	RANSOM, Amaya		0-2	0-0	0-0	0	0	0	0	0	2	0	0	1	5
01	GREGORY, Ciara		0-5	0-3	0-0	3	0	3	1	0	1	0	1	0	16
11	DEMPSEY, Griffin		0-1	0-0	0-0	0	0	0	1	0	1	0	0	0	9
23	OLLEY, Kenya		4-7	0-1	0-0	0	1	1	1	8	0	0	1	1	25
33	BROWN, Tanisha		0-0	0-0	0-0	0	1	1	1	0	1	0	0	0	5
Team						4	0	4							
Totals			24-53	3-8	10-13	12	8	20	23	61	16	18	3	9	200

FG % 1st Half: 10-27 37.0% 2nd half: 14-26 53.8% Game: 24-53 45.3% Deadball Rebounds 1,1
3FG % 1st Half: 1-5 20.0% 2nd half: 2-3 66.7% Game: 3-8 37.5%
FT % 1st Half: 7-9 77.8% 2nd half: 3-4 75.0% Game: 10-13 76.9%

#1/2 South Carolina 82 • 7-0

#	Player		Total			3-Ptr			Rebounds			PF	TP	A TO Blk Stl				Min
			FG	FGA	FT	FTA	Off	Def	Tot	A	TO			Blk	Stl			
24	WELCH, Aleighsa	f	4-7	0-0	2-2	7	2	9	2	10	3	1	2	0	22			
31	DOZIER, Asia	f	0-4	0-3	0-0	0	0	0	0	0	3	1	0	1	18			
33	IBIAM, Elem	c	7-7	0-0	2-3	1	2	3	2	16	1	1	0	0	19			
25	SESSIONS, Khadijah	g	1-4	0-2	4-6	1	1	2	3	6	4	2	0	2	32			
05	MITCHELL, Tiffany	g	3-6	1-3	2-2	1	0	1	3	9	2	4	0	1	28			
00	FARMER, India		0-0	0-0	0-0	0	0	0	0	0	0	1	0	0	2			
01	CUEVAS, Bianca		0-2	0-0	0-0	0	1	1	1	0	1	1	0	0	6			
02	GAINES, Olivia		0-0	0-0	0-0	0	0	0	0	0	0	0	0	0	1			
03	DUCKETT, Kaydra		0-0	0-0	0-0	0	0	0	0	0	0	0	0	0	1			
22	WILSON, A'ja		8-12	0-0	1-3	0	3	3	3	17	1	2	3	3	25			
23	ROY, Tina		3-5	3-5	0-0	1	1	0	0	9	3	1	0	0	23			
41	COATES, Alaina		4-7	0-0	7-10	5	8	13	0	15	3	1	2	0	23			
	Team					3	1	4										
	Totals		30-54	4-13	18-26	18	19	37	14	82	21	15	7	7	200			



Official Basketball Box Score -- Game Totals -- Final Statistics
Savannah State vs #1/1 South Carolina
 12/14/14 12 p.m. at Columbia, S.C. / Colonial Life Arena



Savannah State 49 • 4-3

#	Player	Total		3-Ptr		Rebounds			PF	TP	A TO Blk Stl				Min
		FG	FGA	FG	FGA	FT	FTA	Off Def Tot			A	TO	Blk	Stl	
44	DAVIS, Tiyonda	c	2-3	0-0	0-0	2	2	4	5	4	1	3	0	1	17
01	DORSEY, Briia	g	3-7	0-0	0-1	1	1	2	2	6	2	5	0	0	26
02	HENDRIX, Kenya	g	2-7	1-5	2-2	0	1	1	0	7	0	1	0	2	29
04	NORMAN, Jasmine	g	4-8	0-0	1-2	0	0	0	5	9	1	2	0	1	19
23	KALU, Ezinne	g	8-16	0-3	2-4	0	2	2	4	18	2	1	0	1	37
05	FIELDS, Lauryn	g	0-2	0-1	0-0	0	0	0	0	0	0	1	0	0	8
10	NIXON, Kiah	g	0-0	0-0	0-0	0	0	0	0	0	0	0	0	0	5
12	YOUNG, Jada	g	1-4	0-0	0-0	0	2	2	3	2	0	2	1	1	10
13	THOMAS, Jazmin	g	0-0	0-0	0-0	0	0	0	1	0	1	1	0	0	3
14	RICHARDSON, Tanease	g	1-3	0-0	0-0	0	2	2	4	2	0	0	0	0	11
15	BUIE, Shanikwa	g	0-3	0-1	1-2	1	3	4	3	1	0	0	0	1	10
24	BROWN, Deyja	g	0-5	0-4	0-0	0	0	0	3	0	1	2	0	1	13
25	BUSH, Destini	g	0-1	0-0	0-0	1	2	3	1	0	0	1	1	0	12
Team						1	0	1			1				
Totals			21-59	1-14	6-11	6	15	21	31	49	8	20	2	8	200

FG % 1st Half: 10-28 35.7% 2nd half: 11-31 35.5% Game: 21-59 35.6%
 3FG % 1st Half: 1-7 14.3% 2nd half: 0-7 0.0% Game: 1-14 7.1%
 FT % 1st Half: 1-2 50.0% 2nd half: 5-9 55.6% Game: 6-11 54.5%

#1/1 South Carolina 111 • 9-0

#	Player	Total		3-Ptr		Rebounds			PF	TP	A TO Blk Stl				Min
		FG	FGA	FG	FGA	FT	FTA	Off Def Tot			A	TO	Blk	Stl	
24	WELCH, Aleighsa	f	5-7	0-0	1-4	4	4	8	1	11	0	3	0	1	20
31	DOZIER, Asia	f	0-2	0-1	0-0	0	0	0	0	0	2	0	0	0	15
33	IBIAM, Elem	c	7-9	0-0	7-8	2	2	4	0	21	0	0	1	0	18
05	SESSIONS, Khadijah	g	1-5	0-1	2-3	2	0	2	0	4	4	1	0	4	16
25	MITCHELL, Tiffany	g	6-7	1-1	2-2	0	2	2	2	15	2	0	0	1	21
00	FARMER, India	g	0-2	0-2	1-2	1	1	2	0	1	0	0	0	0	4
01	CUEVAS, Bianca	g	4-7	0-1	1-1	0	1	1	3	9	0	3	0	4	18
02	GAINES, Olivia	g	0-3	0-0	2-2	2	2	4	1	2	1	0	0	0	15
03	DUCKETT, Kaydra	g	0-3	0-0	2-2	2	2	4	1	2	1	0	1	0	7
15	DAVIS, Tiffany	g	0-0	0-0	3-4	0	1	1	1	3	1	0	0	0	10
22	WILSON, A'ja	g	8-10	0-0	7-10	2	4	6	2	23	1	1	2	1	21
23	ROY, Tina	g	0-2	0-0	0-0	0	7	7	1	0	10	2	0	0	18
41	COATES, Alaina	g	7-8	0-0	6-9	3	7	10	0	20	1	2	1	0	17
Team						2	3	5							
Totals			38-65	1-8	34-47	20	36	56	12	111	23	12	6	11	200

FG % 1st Half: 22-31 71.0% 2nd half: 16-34 47.1% Game: 38-65 58.5%
 3FG % 1st Half: 1-3 33.3% 2nd half: 0-5 0.0% Game: 1-8 12.5%
 FT % 1st Half: 15-23 65.2% 2nd half: 19-24 79.2% Game: 34-47 72.3%

Officials: Bob Trammell, Jennifer Rezac, Angelica Suffren
 Technical fouls: Savannah State-None. #1/1 South Carolina-None.
 Attendance: 9605

Score by periods	1st	2nd	Total
Savannah State	22	27	49
#1/1 South Carolina	60	51	111

Last FG - SSU 2nd-00:34, SC 2nd-03:04.
 Largest lead - SSU by 2 1st-19:24, SC by 64 2nd-00:52.

Score tied - 2 times.
 Lead changed - 3 times.

	In	Off	2nd	Fast	Bench
Points	Paint	T/O	Chance	Break	
SSU	26	12	3	6	5
SC	70	34	24	18	60



Official Basketball Box Score -- Game Totals -- Final Statistics
#1/1 South Carolina vs Hampton
 12/17/14 7:00 pm at Hampton, Va. (HU Convocation Center)



#1/1 South Carolina 69 • 10-0

#	Player	Total		3-Ptr		Rebounds			PF	TP	A TO Blk Stl				Min
		FG	FGA	FG	FGA	FT	FTA	Off Def Tot			A	TO	Blk	Stl	
24	WELCH, Aleighsa	f	1-4	0-0	2-4	3	2	5	3	4	4	1	0	0	24
31	DOZIER, Asia	f	1-5	1-4	0-0	0	0	0	0	3	2	1	1	0	17
33	IBIAM, Elem	c	1-5	0-0	2-4	4	3	7	4	4	2	4	1	0	25
05	SESSIONS, Khadijah	g	1-3	0-1	0-0	1	2	3	2	2	5	0	0	0	24
25	MITCHELL, Tiffany	g	7-10	6-8	0-0	1	3	4	4	20	3	1	0	0	30
01	CUEVAS, Bianca	g	5-6	2-3	0-0	0	1	1	1	12	1	2	0	1	19
02	GAINES, Olivia	g	0-0	0-0	0-0	0	0	0	0	0	0	0	0	0	6
15	DAVIS, Tiffany	g	0-0	0-0	0-0	0	1	1	0	0	0	2	0	0	3
22	WILSON, A'ja	g	5-9	0-0	2-2	2	4	6	3	12	1	2	1	1	17
23	ROY, Tina	g	0-4	0-3	0-0	0	2	2	0	0	1	1	1	0	14
41	COATES, Alaina	g	4-9	0-0	4-6	3	10	13	2	12	0	4	3	0	21
Team						4	2	6							
Totals			25-55	9-19	10-16	18	30	48	19	69	19	18	7	2	200

FG % 1st Half: 13-33 39.4% 2nd half: 12-22 54.5% Game: 25-55 45.5%
 3FG % 1st Half: 5-12 41.7% 2nd half: 4-7 57.1% Game: 9-19 47.4%
 FT % 1st Half: 6-8 75.0% 2nd half: 4-8 50.0% Game: 10-16 62.5%

Hampton 49 • 3-6

#	Player	Total		3-Ptr		Rebounds			PF	TP	A TO Blk Stl				Min
		FG	FGA	FG	FGA	FT	FTA	Off Def Tot			A	TO	Blk	Stl	
23	HOBGOOD, Tyler	f	1-3	0-0	0-2	2	3	5	4	2	0	3	0	0	15
00	TATE-DeFREITAS, Mallia	g	7-20	1-4	4-4	0	2	2	1	19	1	3	0	1	40
01	COLE, Kenia	g	3-7	2-6	1-2	2	2	4	2	9	4	1	0	2	40
02	WHITE, Kyani	g	4-7	1-2	2-2	0	0	0	1	11	1	2	0	0	38
15	JORDAN, Ryan	g	3-13	1-4	0-1	0	4	4	4	7	2	1	1	2	38
05	MARSHALL, Jackie	g	0-1	0-1	0-0	0	0	0	0	0	0	0	0	0	2
24	DAVIS, Aareana	g	0-0	0-0	0-0	0	0	0	1	0	0	0	0	0	2
34	WARD, Brielle	g	0-1	0-0	1-2	0	3	3	5	1	0	0	0	0	25
Team						2	1	3							
Totals			18-52	5-17	8-13	6	15	21	18	49	8	10	1	5	200

FG % 1st Half: 9-26 34.6% 2nd half: 9-26 34.6% Game: 18-52 34.6%
 3FG % 1st Half: 4-9 44.4% 2nd half: 1-8 12.5% Game: 5-17 29.4%
 FT % 1st Half: 3-4 75.0% 2nd half: 5-9 55.6% Game: 8-13 61.5%

Officials: Norma Jones, Rachelle Jones, Erika Herriman

Technical fouls: #1/1 South Carolina-None. Hampton-None.

Attendance: 4000

Score by periods	1st	2nd	Total
#1/1 South Carolina	37	32	69
Hampton	25	24	49

	In	Off	2nd	Fast	Bench
Points	Paint	T/O	Chance	Break	
SC	26	10	17	11	36
HU	14	19	6	4	1

Last FG - SC 2nd-00:23, HU 2nd-00:52.
 Largest lead - SC by 27 2nd-03:58, HU by 1 1st-19:08.

Score tied - 2 times.
 Lead changed - 4 times.



Official Basketball Box Score -- Game Totals -- Final Statistics
Central Michigan vs #1/1 South Carolina
 12/20/14 12:00 PM at Williams Arena (Minneapolis, Minn.)



Central Michigan 45 • 4-4

#	Player	Total		3-Ptr		Rebounds			PF	TP	A TO Blk Stl				Min
		FG	FGA	FG	FGA	FT	FTA	Off Def Tot			A	TO	Blk	Stl	
23	Bradford, Crystal	f	9-18	1-3	1-2	0	4	4	2	20	1	4	0	0	34
32	Bracey, Jas'Mine	f	1-5	0-0	0-1	3	5	8	4	2	1	5	0	1	23
03	Green, Jessica	g	1-10	0-2	2-2	2	0	2	1	4	1	3	0	0	21
10	Breen, Cassandra	g	0-3	0-0	0-0	0	2	2	0	0	0	3	0	0	9
12	Tamm, Kerby	g	1-2	1-2	0-0	0	2	2	0	3	0	0	0	1	31
01	Turner, Da'Jourie	g	1-4	0-2	2-2	0	0	0	0	4	1	1	0	2	21
02	Jones, Lorreal	g	4-9	0-1	2-2	4	4	8	3	10	1	4	0	1	26
14	Corley, Amani	g	1-4	0-1	0-0	0	3	3	0	12	1	3	0	1	18
21	Fabrigius, Rikke	g	0-0	0-0	0-0	0	1	1	1	0	0	0	0	0	3
22	Moore, Tinara	g	0-3	0-0	0-0	0	3	3	1	0	1	0	1	0	12
24	Herrington, Karli	g	0-1	0-1	0-0	0	1	1	0	0	0	0	0	0	2
Team						2	0	2							
Totals			18-59	2-12	7-9	11	25	36	12	45	7	23	1	6	200

FG % 1st Half: 10-36 27.8% 2nd half: 8-23 34.8% Game: 18-59 30.5%
 3FG % 1st Half: 0-6 0.0% 2nd half: 2-6 33.3% Game: 2-12 16.7%
 FT % 1st Half: 4-4 100.0% 2nd half: 3-5 60.0% Game: 7-9 77.8%

#1/1 South Carolina 80 • 11-0

#	Player	Total		3-Ptr		Rebounds
---	--------	-------	--	-------	--	----------



Official Basketball Box Score -- Game Totals -- Final Statistics
Auburn vs #1/1 South Carolina
 01/02/15 7 p.m. at Columbia, S.C. / Colonial Life Arena



Auburn 58 • 9-5, 0-1 SEC

#	Player	Total		3-Ptr		Rebounds			PF	TP	A	TO	Blk	Stl	Min
		FG	FGA	FG	FGA	FT	FTA	Off Def Tot							
13	Katie Frerking	f	2-13	1-5	0-0	1	4	5	3	5	0	1	0	0	24
44	Tray'Ce Tanner	f	2-5	0-0	0-0	1	4	5	5	4	2	4	1	1	29
10	Brandy Montgomery	g	3-10	0-3	0-0	2	5	7	1	6	0	2	0	1	33
22	Kiani Parker	g	2-3	1-1	0-0	0	2	2	4	5	3	4	0	2	14
40	Khady Dieng	g	0-1	0-0	0-0	0	0	0	2	0	0	0	0	1	12
00	Hasina Muhammad		8-18	0-0	10-10	1	1	2	4	26	0	1	3	3	29
23	Jessica Jones		0-1	0-1	0-0	0	0	0	2	0	0	0	1	1	6
25	Neydja Petithomme		3-6	2-3	2-4	3	1	4	3	10	3	2	0	1	28
35	Asia Robeson		1-5	0-1	0-0	2	1	3	1	2	0	1	1	1	17
50	Cabriana Capers		0-0	0-0	0-0	1	2	3	0	0	0	0	0	0	8
Team						2	1	3	1			1			
Totals			21-62	4-14	12-14	13	21	34	26	58	8	16	6	11	200

FG % 1st Half: 7-29 24.1% 2nd half: 14-33 42.4% Game: 21-62 33.9% Deadball Rebounds 1,1
 3FG % 1st Half: 1-6 16.7% 2nd half: 3-8 37.5% Game: 4-14 28.6%
 FT % 1st Half: 2-2 100.0% 2nd half: 10-12 83.3% Game: 12-14 85.7%

#1/1 South Carolina 77 • 13-0, 1-0 SEC

#	Player	Total		3-Ptr		Rebounds			PF	TP	A	TO	Blk	Stl	Min
		FG	FGA	FG	FGA	FT	FTA	Off Def Tot							
24	WELCH, Aleighsa	f	6-6	0-0	0-1	3	3	6	0	12	0	2	1	0	19
31	DOZIER, Asia	f	2-6	1-3	0-0	0	0	0	1	5	4	2	0	1	16
33	IBIAM, Elem	c	5-8	0-0	1-2	2	0	2	3	11	0	1	1	0	19
05	SESSIONS, Khadijah	g	1-2	0-1	1-1	0	3	3	2	3	4	4	0	2	23
25	MITCHELL, Tiffany	g	1-9	1-4	4-4	0	1	1	1	7	4	2	0	2	26
00	FARMER, India		0-0	0-0	0-0	0	1	1	0	0	0	0	0	0	2
01	CUEVAS, Bianca		4-8	0-2	2-3	0	0	0	2	10	1	2	1	1	20
02	GAINES, Olivia		1-1	0-0	1-2	0	1	1	3	3	1	1	0	1	16
15	DAVIS, Tiffany		0-0	0-0	0-0	0	0	0	0	0	0	0	0	0	1
22	WILSON, A'ja		6-17	0-0	0-1	2	8	10	3	12	1	1	2	0	27
23	ROY, Tina		1-1	1-1	0-0	0	1	1	0	3	2	3	0	0	11
41	COATES, Alaina		3-4	0-0	5-9	5	9	14	1	11	0	0	1	1	20
Team						3	0	3							
Totals			30-62	3-11	14-23	15	27	42	16	77	17	18	6	8	200

FG % 1st Half: 15-33 45.5% 2nd half: 15-29 51.7% Game: 30-62 48.4% Deadball Rebounds 4,2
 3FG % 1st Half: 1-6 16.7% 2nd half: 2-5 40.0% Game: 3-11 27.3%
 FT % 1st Half: 3-4 75.0% 2nd half: 11-19 57.9% Game: 14-23 60.9%

Officials: Beverly Roberts, Kelly Johnson, Bill Larence
 Technical fouls: Auburn-TEAM. #1/1 South Carolina-None.
 Attendance: 16465

Score by periods	1st	2nd	Total
Auburn	17	41	58
#1/1 South Carolina	34	43	77

Points	In	Off	2nd	Fast	Bench
Paint	Paint	T/O	Chance	Break	
AU	24	12	13	8	38
SC	52	28	16	22	39

Last FG - AU 2nd-00:06, SC 2nd-01:53.
 Largest lead - AU None, SC by 23 2nd-05:53.
 Score tied - 0 times.
 Lead changed - 0 times.



Official Basketball Box Score -- Game Totals -- Final Statistics
#1/1 South Carolina vs LSU
 01/04/15 2:05 p.m. at Baton Rouge, La. (Maravich Center)



#1/1 South Carolina 75 • 14-0 (2-0 SEC)

#	Player	Total		3-Ptr		Rebounds			PF	TP	A	TO	Blk	Stl	Min
		FG	FGA	FG	FGA	FT	FTA	Off Def Tot							
24	WELCH, Aleighsa	f	3-4	0-0	0-2	1	4	5	0	6	1	0	1	0	21
31	DOZIER, Asia	f	1-3	1-3	0-0	0	0	0	1	3	1	1	0	0	12
33	IBIAM, Elem	c	1-2	0-0	0-0	0	4	4	2	2	1	0	1	1	18
05	SESSIONS, Khadijah	g	0-1	0-1	0-0	1	2	3	3	0	0	1	0	1	13
25	MITCHELL, Tiffany	g	7-12	3-6	0-0	0	4	4	2	17	2	4	0	1	24
00	FARMER, India		0-0	0-0	0-0	0	0	0	0	0	0	0	0	0	2
01	CUEVAS, Bianca		2-8	1-4	3-3	0	1	1	2	8	2	2	0	2	18
02	GAINES, Olivia		1-3	0-0	0-0	0	0	0	2	2	3	1	0	2	19
03	DUCKETT, Kaydra		0-0	0-0	0-0	0	0	0	0	0	0	0	0	0	1
15	DAVIS, Tiffany		1-1	1-1	0-0	0	3	3	1	3	2	3	0	0	11
22	WILSON, A'ja		7-11	0-0	7-9	3	10	13	3	21	2	5	3	1	26
23	ROY, Tina		2-6	2-6	0-0	0	1	1	1	6	4	3	0	0	21
41	COATES, Alaina		2-2	0-0	3-4	1	3	4	2	7	0	3	2	0	14
Team						4	0	4							
Totals			27-53	8-21	13-18	10	32	42	19	75	18	23	7	8	200

FG % 1st Half: 15-30 50.0% 2nd half: 12-23 52.2% Game: 27-53 50.9% Deadball Rebounds 2
 3FG % 1st Half: 6-15 40.0% 2nd half: 2-6 33.3% Game: 8-21 38.1%
 FT % 1st Half: 1-3 33.3% 2nd half: 12-15 80.0% Game: 13-18 72.2%

LSU 51 • 7-7 (1-1 SEC)

#	Player	Total		3-Ptr		Rebounds			PF	TP	A	TO	Blk	Stl	Min
		FG	FGA	FG	FGA	FT	FTA	Off Def Tot							
23	AMICHIA, Stephanie	f	4-6	0-0	0-2	4	3	7	3	8	1	5	0	2	23
42	BOYKIN, Sheila	f	3-6	0-0	0-0	3	8	11	2	6	0	1	0	2	25
11	MONCRIEF, Raigyne	g	3-12	0-0	1-3	2	2	4	1	7	0	1	0	1	22
13	HILL, Rina	g	2-6	0-0	1-2	0	1	1	2	5	1	1	0	0	22
24	HARDEN, DaSHAWN	g	4-12	0-1	1-2	0	3	3	3	9	0	4	1	3	25
01	DEEMER, Jenna		2-6	0-3	1-2	0	0	0	0	5	1	0	0	1	23
03	BETHEL, Akilah		0-3	0-0	1-2	2	1	3	2	1	0	2	0	1	13
04	PEDERSEN, Anne		3-8	1-3	1-2	1	0	1	3	8	0	2	0	2	26
10	RHODES, Jasmine		1-3	0-0	0-1	1	0	1	1	2	1	1	0	1	16
31	JONES, Ann		0-2	0-0	0-0	1	1	2	3	0	0	1	0	0	5
Team						2	0	2							
Totals			22-64	1-7	6-16	16	19	35	20	51	4	18	1	13	200

FG % 1st Half: 9-27 33.3% 2nd half: 13-37 35.1% Game: 22-64 34.4% Deadball Rebounds 4
 3FG % 1st Half: 1-3 33.3% 2nd half: 0-4 0.0% Game: 1-7 14.3%
 FT % 1st Half: 3-9 33.3% 2nd half: 3-7 42.9% Game: 6-16 37.5%

Officials: Laura Morris, Eric Brewton, Ed Sidlasky
 Technical fouls: #1/1 South Carolina-None. LSU-None.
 Attendance: 3438
 Actual Attendance: 2439

Score by periods	1st	2nd	Total
#1/1 South Carolina	37	38	75
LSU	22	29	51

Points	In	Off	2nd	Fast	Bench
Paint	Paint	T/O	Chance	Break	
SC	36	14	5	8	47
LSU	26	14	13	0	16

Last FG - SC 2nd-03:00, LSU 2nd-00:06.
 Largest lead - SC by 31 2nd-11:07, LSU by 2 1st-18:22.
 Score tied - 1 time.
 Lead changed - 1 time.



Official Basketball Box Score -- Game Totals -- Final Statistics
#1/1 South Carolina vs Alabama
 01/08/15 6 p.m. at Tuscaloosa, Ala. (Foster Auditorium)



#1/1 South Carolina 102 • 15-0, 3-0 SEC

#	Player	Total		3-Ptr		Rebounds			PF	TP	A	TO	Blk	Stl	Min
		FG	FGA	FG	FGA	FT	FTA	Off Def Tot							
24	WELCH, Aleighsa	f	5-6	0-0	0-0	0	2	2	4	10	1	0	1	0	22
31	DOZIER, Asia	f	6-8	3-5	0-0	0	2	2	2	15	2	1	0	2	24
33	IBIAM, Elem	c	2-3	0-0	0-0	1	2	3	2	4	0	1	0	0	15
05	SESSIONS, Khadijah	g	1-3	0-1	0-0	1	0	1	0	2	5	0	0	4	18
25	MITCHELL, Tiffany	g	6-10	3-6	1-1	0	1	1	2	16	3	0	0	1	26
00	FARMER, India		0-1	0-0	0-0	1	2	3	0	7	3	0	0	0	4
01	CUEVAS, Bianca		1-5	1-4	4-4	1	2	3	0	7	3	0	0	0	15
02	GAINES, Olivia		1-2	0-1	0-0	1	0	1	1	2	3	0	0	0	13
03	DUCKETT, Kaydra		0-0	0-0	0-0	0	1	1	0	0	0	0	0	0	4
15	DAVIS, Tiffany		1-1	1-1	1-2	1	0	1	0	4	0	0	0	0	4
22	WILSON, A'ja		3-7	0-0	5-7	0	5	5	1	11	3	4	3	1	19
23	ROY, Tina		4-4	3-3	0-0	0	2	2	1	11	1	1	0	0	15
41	COATES, Alaina		7-8	0-0	6-6	2	1	3	1	20	1	0	3	0	21
Team						0	4	4							
Totals			37-58	11-21	17-20	8	22	30	15	102	22	7	7	8	200

FG % 1st Half: 19-28 67.9% 2nd half: 18-30 60.0% Game: 37-58 63.8%



Official Basketball Box Score -- Game Totals -- Final Statistics
#1/1 South Carolina vs Mizzou
 1/15/15 8 p.m. at Mizzou Arena



#1/1 South Carolina 60 • 17-0, 5-0 SEC

#	Player	Total		3-Ptr		Rebounds			PF	TP	A TO Blk			Stl	Min
		FG	FGA	FG	FGA	FT	FTA	Off Def Tot			A	TO	Blk		
24	WELCH, Aleighsa	f	3-10	0-0	2-4	4	10	14	2	8	1	2	1	0	34
31	DOZIER, Asia	f	1-5	1-4	0-0	0	3	3	2	3	0	1	0	0	30
33	IBIAM, Elem	c	0-3	0-0	0-0	1	2	3	3	0	0	3	2	0	14
05	SESSIONS, Khadijah	g	3-7	1-4	0-1	1	4	5	1	7	2	0	0	1	24
25	MITCHELL, Tiffany	g	8-14	2-5	1-2	1	5	6	1	19	1	2	2	3	34
01	CUEVAS, Bianca		1-5	0-0	3-4	1	1	2	2	5	1	1	0	1	15
02	GAINES, Olivia		0-0	0-0	0-0	0	0	0	1	0	0	0	0	0	2
22	WILSON, A'ja		1-3	0-0	1-4	1	3	4	2	3	0	1	0	0	12
23	ROY, Tina		0-4	0-4	0-0	1	0	1	0	0	1	1	0	0	8
40	WHITE, Jatarie		0-0	0-0	0-0	1	1	2	0	0	0	1	0	0	5
41	COATES, Alaina		4-7	0-0	7-8	4	3	7	4	15	0	2	0	0	22
Team						2	2	4							
Totals			21-58	4-17	14-23	17	34	51	18	60	6	14	5	5	200

FG % 1st Half: 11-34 32.4% 2nd half: 10-24 41.7% Game: 21-58 36.2% Deadball Rebounds 3
 3FG % 1st Half: 1-9 11.1% 2nd half: 3-8 37.5% Game: 4-17 23.5%
 FT % 1st Half: 2-9 22.2% 2nd half: 12-14 85.7% Game: 14-23 60.9%

Mizzou 49 • 11-7, 1-4 SEC

#	Player	Total		3-Ptr		Rebounds			PF	TP	A TO Blk			Stl	Min
		FG	FGA	FG	FGA	FT	FTA	Off Def Tot			A	TO	Blk		
22	Frericks, Jordan	f	2-9	0-0	2-4	2	4	6	5	6	0	2	0	2	26
03	Fowler, Bree	g	1-6	0-2	2-2	1	1	2	4	4	2	0	0	0	25
11	Cunningham, Lindsey	g	1-2	0-0	1-2	0	3	3	2	3	3	1	0	0	36
24	Michaelis, Sierra	g	8-15	4-7	2-3	2	5	7	5	22	1	4	0	1	35
30	Eye, Morgan	g	1-10	1-6	2-2	1	6	7	3	5	0	1	0	3	32
02	Stock, Morgan		0-4	0-3	0-0	0	0	0	1	0	0	0	0	0	15
10	Stock, Maddie		3-6	2-4	1-2	0	4	4	2	9	0	3	0	1	20
12	Hudyn, Michelle		0-1	0-0	0-0	0	1	1	0	0	0	0	0	0	6
23	Robinson, Juanita		0-1	0-0	0-0	0	1	1	2	0	0	2	0	0	5
Team						1	1	2							
Totals			16-54	7-22	10-15	7	26	33	24	49	6	14	0	7	200

FG % 1st Half: 8-29 27.6% 2nd half: 8-25 32.0% Game: 16-54 29.6% Deadball Rebounds 2
 3FG % 1st Half: 3-11 27.3% 2nd half: 4-11 36.4% Game: 7-22 31.8%
 FT % 1st Half: 1-3 33.3% 2nd half: 9-12 75.0% Game: 10-15 66.7%

Officials: Michael McConnell, Gina Cross, Doug Knight
 Technical fouls: #1/1 South Carolina-WELCH, Aleighsa. Mizzou-None.
 Attendance: 1440

Score by periods	1st	2nd	Total
#1/1 South Carolina	25	35	60
Mizzou	20	29	49

Points	In Paint	Off T/O	2nd Chance	Fast Break	Bench
SC	22	10	14	6	23
MU	14	0	4	0	9

Last FG - SC 2nd-02:51, MU 2nd-00:02.
 Largest lead - SC by 14 2nd-00:15, MU by 2 1st-19:38.

Score tied - 4 times.
 Lead changed - 1 time.



Official Basketball Box Score -- Game Totals -- Final Statistics
#12/10 Texas A&M vs #1/1 South Carolina
 01/26/15 7 p.m. at Columbia, S.C./Colonial Life Arena



#12/10 Texas A&M 61 • 16-5 (4-3 SEC)

#	Player	Total		3-Ptr		Rebounds			PF	TP	A TO Blk			Stl	Min
		FG	FGA	FG	FGA	FT	FTA	Off Def Tot			A	TO	Blk		
01	Courtney Williams	f	3-21	1-2	5-6	1	4	5	2	12	3	2	0	3	34
35	Achiri Ade	f	5-10	0-0	5-7	2	3	5	3	15	0	1	2	1	38
00	Khaalia Hillsman	c	1-2	0-0	0-0	0	1	1	3	2	0	0	0	0	16
24	Jordan Jones	g	6-10	2-5	0-1	2	2	4	4	14	4	5	0	2	28
33	Courtney Walker	g	5-8	0-0	0-0	0	1	1	3	10	1	6	1	1	35
11	Curtyce Knox		0-2	0-1	0-0	0	1	1	0	0	2	1	0	0	12
12	Jada Terry		0-0	0-0	0-0	0	1	1	0	0	0	0	0	0	2
13	Chelsea Jennings		0-3	0-0	0-0	1	2	3	0	0	1	0	0	0	6
15	Tori Scott		2-3	0-0	0-0	1	1	2	2	4	0	0	0	0	9
23	Rachel Mitchell		2-3	0-0	0-2	2	3	5	4	4	0	1	0	1	18
32	T. Scott-Williams		0-0	0-0	0-0	0	0	0	0	0	0	0	0	0	2
Team						1	0	1							
Totals			24-62	3-8	10-16	10	19	29	22	61	11	16	3	8	200

FG % 1st Half: 13-28 46.4% 2nd half: 11-34 32.4% Game: 24-62 38.7% Deadball Rebounds 2,1
 3FG % 1st Half: 2-4 50.0% 2nd half: 1-4 25.0% Game: 3-8 37.5%
 FT % 1st Half: 3-4 75.0% 2nd half: 7-12 58.3% Game: 10-16 62.5%

#1/1 South Carolina 79 • 19-0 (7-0 SEC)

#	Player	Total		3-Ptr		Rebounds			PF	TP	A TO Blk			Stl	Min
		FG	FGA	FG	FGA	FT	FTA	Off Def Tot			A	TO	Blk		
24	WELCH, Aleighsa	f	5-9	0-0	2-4	1	6	7	5	12	0	1	2	0	24
31	DOZIER, Asia	f	0-1	0-0	0-0	0	1	1	1	0	1	3	0	0	10
33	IBIAM, Elem	c	3-4	0-0	0-0	1	2	3	1	6	0	1	1	0	17
05	SESSIONS, Khadijah	g	1-2	0-0	2-2	0	2	2	1	4	2	2	1	4	24
25	MITCHELL, Tiffany	g	5-12	0-2	6-6	1	1	2	0	16	3	1	0	2	33
01	CUEVAS, Bianca		2-5	0-0	0-0	0	2	2	1	4	1	3	0	1	16
02	GAINES, Olivia		0-1	0-0	0-0	0	0	0	0	0	0	0	0	0	7
03	DUCKETT, Kaydra		0-0	0-0	0-0	0	0	0	1	0	0	0	0	0	2
15	DAVIS, Tiffany		0-1	0-1	2-2	0	2	2	0	2	0	0	0	0	4
22	WILSON, A'ja		6-10	0-0	6-8	1	8	9	4	18	1	4	2	1	25
23	ROY, Tina		2-2	1-1	0-0	0	1	1	3	5	2	1	0	0	15
41	COATES, Alaina		3-8	0-0	6-8	5	6	11	3	12	3	0	1	1	23
Team						2	1	3							
Totals			27-55	1-4	24-30	11	32	43	20	79	13	16	7	9	200

FG % 1st Half: 18-32 56.3% 2nd half: 9-23 39.1% Game: 27-55 49.1% Deadball Rebounds 3
 3FG % 1st Half: 0-1 0.0% 2nd half: 1-3 33.3% Game: 1-4 25.0%
 FT % 1st Half: 3-6 50.0% 2nd half: 21-24 87.5% Game: 24-30 80.0%

Officials: Dee Kantner, Mark Zentz, Jesse Dickerson
 Technical fouls: #12/10 Texas A&M-TEAM. #1/1 South Carolina-None.
 Attendance: 13546

Score by periods	1st	2nd	Total
#12/10 Texas A&M	31	30	61
#1/1 South Carolina	39	40	79

Points	In Paint	Off T/O	2nd Chance	Fast Break	Bench
TAMU	24	15	9	4	8
SC	44	15	13	14	41

Last FG - TAMU 2nd-00:29, SC 2nd-00:44.
 Largest lead - TAMU by 4 1st-07:57, SC by 22 2nd-02:24.

Score tied - 4 times.
 Lead changed - 9 times.



Official Basketball Box Score -- Game Totals -- Final Statistics
#1/1 South Carolina vs Florida
 01/19/15 7 p.m. ET at Gainesville, FL * O'Connell Center



#1/1 South Carolina 77 • 18-0, 6-0 SEC

#	Player	Total		3-Ptr		Rebounds			PF	TP	A TO Blk			Stl	Min
		FG	FGA	FG	FGA	FT	FTA	Off Def Tot			A	TO	Blk		
24	WELCH, Aleighsa	f	3-4	0-0	0-0	0	2	2	1	6	4	2	1	0	21
31	DOZIER, Asia	f	1-2	0-1	0-0	0	0	0	0	2	0	0	0	0	14
33	IBIAM, Elem	c	2-4	0-0	0-0	0	3	3	2	4	0	1	1	0	14
05	SESSIONS, Khadijah	g	0-0	0-0	0-0	1	2	3	3	0	2	1	0	0	13
25	MITCHELL, Tiffany	g	8-10	1-1	1-1	0	0	0	1	18	1	1	0	4	23
00	FARMER, India		0-0	0-0	2-2	0	0	0	0	2	0	0	0	1	4
01	CUEVAS, Bianca		4-8	1-3	2-2	0	2	2	1	11	4	1	0	0	19
02	GAINES, Olivia		0-0	0-0	1-2	1	1	2	1	1	1	1	0	0	6
03	DUCKETT, Kaydra		0-1	0-0	0-0	0	0	0	0	0	0	0	0	0	4
15	DAVIS, Tiffany		1-2	1-2	0-0	0	2	2	1	3	0	1	0	0	6
22	WILSON, A'ja		7-11	0-0	2-2	2	7	9	1	16	0	1	1	1	21
23	ROY, Tina		2-4	1-3	0-0	0	1	1	0	5	3	1	0	0	19
40	WHITE, Jatarie		1-3	0-0	1-4	2	1	3	1	3	0	3	0	0	15
41	COATES, Alaina		3-5	0-0	0-1	2	11	13	1	6	1	3	2	3	21
Team						1	1	2							
Totals			32-54	4-10	9-14	9	33	42	13	77	16	16	5	9	200

FG % 1st Half: 17-25 68.0% 2nd half: 15-29 51.7% Game: 32-54 59.3% Deadball Rebounds 2
 3FG % 1st Half: 1-3 33.3% 2nd half: 3-7 42.9% Game: 4-10 40.0%
 FT % 1st Half: 5-8 62.5% 2nd half: 4-6 66.7% Game: 9-14 64.3%

Florida 42 • 9-10, 1-5 SEC

#



2014-15 South Carolina Basketball
South Carolina Game-by-Game Highs (as of Jan 26, 2015)
All games



Opponent	Date	Score	Points	Rebounds	Assists	Steals	Blocked shots
SOUTHERN CAL	11/15/14	70-61	18-MITCHELL, Tiffany COATES, Alaina	13-COATES, Alaina	6-ROY, Tina	3-ROY, Tina	4-WELCH, Aleighsa
CLEMSON	11/20/14	99-41	18-WILSON, A'ja	10-COATES, Alaina	5-MITCHELL, Tiffany	3-MITCHELL, Tiffany	2-COATES, Alaina IBIAM, Elem
SAN DIEGO STATE	11/23/14	89-38	20-MITCHELL, Tiffany	9-WILSON, A'ja	5-CUEVAS, Bianca	4-SESSIONS, Khadij CUEVAS, Bianca	1-WILSON, A'ja
vs Wisconsin	11/27/14	67-44	11-WILSON, A'ja	9-COATES, Alaina	4-DOZIER, Asia	3-WILSON, A'ja	2-WELCH, Aleighsa IBIAM, Elem WILSON, A'ja
vs #22/22 Syracuse	11/28/14	67-63	21-MITCHELL, Tiffany	10-WILSON, A'ja	5-ROY, Tina	2-WILSON, A'ja	1-SESSIONS, Khadij IBIAM, Elem WELCH, Aleighsa WILSON, A'ja
NC CENTRAL	12/01/14	90-26	16-WILSON, A'ja	8-WILSON, A'ja	8-SESSIONS, Khadij	7-MITCHELL, Tiffany	3-IBIAM, Elem
CHARLOTTE	12/04/14	82-61	17-WILSON, A'ja	13-COATES, Alaina	4-SESSIONS, Khadij	3-WILSON, A'ja	3-WILSON, A'ja
at #9/8 Duke	12/07/14	51-50	11-DOZIER, Asia	10-COATES, Alaina	4-MITCHELL, Tiffany	3-SESSIONS, Khadij	2-WELCH, Aleighsa
SAVANNAH STATE	12/14/14	111-49	23-WILSON, A'ja	10-COATES, Alaina	10-ROY, Tina	4-SESSIONS, Khadij CUEVAS, Bianca	2-WILSON, A'ja
at Hampton	12/17/14	69-49	20-MITCHELL, Tiffany	13-COATES, Alaina	5-SESSIONS, Khadij	1-WILSON, A'ja CUEVAS, Bianca	3-COATES, Alaina
vs Central Michigan	12/20/14	80-45	18-MITCHELL, Tiffany	12-IBIAM, Elem	4-CUEVAS, Bianca ROY, Tina	5-MITCHELL, Tiffany	2-IBIAM, Elem COATES, Alaina
vs Liberty	12/21/14	84-44	17-WILSON, A'ja	10-WILSON, A'ja	4-DOZIER, Asia	3-GAINES, Olivia	3-WILSON, A'ja
AUBURN	01/02/15	77-58	12-WELCH, Aleighsa WILSON, A'ja	14-COATES, Alaina	4-MITCHELL, Tiffany DOZIER, Asia SESSIONS, Khadija	2-MITCHELL, Tiffany SESSIONS, Khadija	2-WILSON, A'ja
at LSU	01/04/15	75-51	21-WILSON, A'ja	13-WILSON, A'ja	4-ROY, Tina	2-CUEVAS, Bianca GAINES, Olivia	3-WILSON, A'ja
at Alabama	01/08/15	102-59	20-COATES, Alaina	5-WILSON, A'ja	5-SESSIONS, Khadij	4-SESSIONS, Khadij	3-WILSON, A'ja COATES, Alaina
#10/11 KENTUCKY	01/11/15	68-60	19-MITCHELL, Tiffany	11-WELCH, Aleighsa	4-MITCHELL, Tiffany	1-SESSIONS, Khadij WELCH, Aleighsa COATES, Alaina	3-WILSON, A'ja WELCH, Aleighsa
at Mizzou	01/15/15	60-49	19-MITCHELL, Tiffany	14-WELCH, Aleighsa	2-SESSIONS, Khadij	3-MITCHELL, Tiffany	2-MITCHELL, Tiffany IBIAM, Elem
at Florida	01/19/15	77-42	18-MITCHELL, Tiffany	13-COATES, Alaina	4-WELCH, Aleighsa CUEVAS, Bianca	4-MITCHELL, Tiffany	2-COATES, Alaina
#12/10 TEXAS A&M	01/26/15	79-61	18-WILSON, A'ja	11-COATES, Alaina	3-MITCHELL, Tiffany COATES, Alaina	4-SESSIONS, Khadij	2-WELCH, Aleighsa WILSON, A'ja



2014-15 South Carolina Basketball **South Carolina Points-Rebounds-Assists (as of Jan 26, 2015)** **All games**



Opponent	Date	Score	00	01	02	03	05	15	22	23	24	25	31	33
USC	11/15/14	70-61 w	DNP	0-1-0	0-0-0	DNP	6-2-2	DNP	4-5-1	9-2-6	10-7-0	18-2-4	0-0-1	5-6-0
CU	11/20/14	99-41 w	0-1-0	10-3-2	0-5-2	0-0-1	7-6-4	3-1-2	18-5-0	DNP	17-3-3	15-0-5	3-1-4	3-3-0
SDSU	11/23/14	89-38 w	1-0-0	11-3-5	0-2-1	DNP	6-0-3	0-2-1	15-9-3	5-3-2	6-3-3	20-2-3	5-0-4	4-2-0
vs WIS	11/27/14	67-44 w	0-0-0	2-1-1	0-1-3	0-0-0	2-4-2	2-0-0	11-6-1	7-4-2	4-3-2	7-3-3	7-0-4	8-7-0
vs SU	11/28/14	67-63 w	DNP	0-0-0	0-0-0	DNP	5-1-3	DNP	15-10-0	12-2-5	11-5-3	21-8-3	3-0-1	0-3-2
NCCU	12/01/14	90-26 w	0-2-0	4-1-5	4-1-0	2-1-0	4-4-8	0-1-1	16-8-1	0-2-3	11-4-2	14-3-4	14-0-1	10-4-0
CHA	12/04/14	82-61 w	0-0-0	0-1-1	0-0-0	0-0-0	6-2-4	DNP	17-3-1	9-1-3	10-9-3	9-1-2	0-0-3	16-3-1
at DUKE	12/07/14	51-50 w	DNP	0-0-0	0-0-0	DNP	0-2-2	DNP	10-5-0	0-1-0	8-8-1	7-3-4	11-0-0	8-5-1
SSU	12/14/14	111-49 w	1-2-0	9-1-0	2-4-1	2-4-1	4-2-4	3-1-1	23-6-1	0-7-10	11-8-0	15-2-2	0-0-2	21-4-0
at HU	12/17/14	69-49 w	DNP	12-1-1	0-0-0	DNP	2-3-5	0-1-0	12-6-1	0-2-1	4-5-4	20-4-3	3-0-2	4-7-2
vs CMU	12/20/14	80-45 w	0-0-0	2-1-4	2-2-0	0-1-0	2-2-3	0-0-0	12-5-0	2-2-4	12-3-2	18-4-2	4-1-3	10-12-1
vs LIB	12/21/14	84-44 w	0-0-0	6-1-3	2-1-3	0-0-0	0-1-1	0-1-0	17-10-1	5-3-1	15-4-3	14-1-2	3-4-4	11-5-0
AU	01/02/15	77-58 w	0-1-0	10-0-1	3-1-1	DNP	3-3-4	0-0-0	12-10-1	3-1-2	12-6-0	7-1-4	5-0-4	11-2-0
at LSU	01/04/15	75-51 w	0-0-0	8-1-2	2-0-3	0-0-0	0-3-0	3-3-2	21-13-2	6-1-4	6-5-1	17-4-2	3-0-1	2-4-1
at UA	01/08/15	102-59 w	0-1-0	7-3-3	2-1-3	0-1-0	2-1-5	4-1-0	11-5-3	11-2-1	10-2-1	16-1-3	15-2-2	4-3-0
UK	01/11/15	68-60 w	DNP	2-0-0	DNP	DNP	12-5-2	0-0-0	8-9-1	2-1-1	9-1-2	19-5-4	5-4-2	8-4-0
at MU	01/15/15	60-49 w	DNP	5-2-1	0-0-0	DNP	7-5-2	DNP	3-4-0	0-1-1	8-14-1	19-6-1	3-3-0	0-3-0
at UF	01/19/15	77-42 w	2-0-0	11-2-4	1-2-1	0-0-0	0-3-2	3-2-0	16-9-0	5-1-3	6-2-4	18-0-1	2-0-0	4-3-0
TAMU	01/26/15	79-61 w	DNP	4-2-1	0-0-0	0-0-0	4-2-2	2-2-0	18-9-1	5-1-2	12-7-0	16-2-3	0-1-1	6-3-0

Opponent	Date	Score	40	41
USC	11/15/14	70-61 w	0-2-1	18-13-0
CU	11/20/14	99-41 w	11-5-0	12-10-2
SDSU	11/23/14	89-38 w	6-6-0	10-5-0
vs WIS	11/27/14	67-44 w	10-3-2	7-9-0
vs SU	11/28/14	67-63 w	0-0-0	0-1-0
NCCU	12/01/14	90-26 w	2-1-0	9-5-1
CHA	12/04/14	82-61 w	DNP	15-13-3
at DUKE	12/07/14	51-50 w	DNP	7-10-0
SSU	12/14/14	111-49 w	DNP	20-10-1
at HU	12/17/14	69-49 w	DNP	12-13-0
vs CMU	12/20/14	80-45 w	DNP	16-10-2
vs LIB	12/21/14	84-44 w	DNP	11-6-2
AU	01/02/15	77-58 w	DNP	11-14-0
at LSU	01/04/15	75-51 w	DNP	7-4-0
at UA	01/08/15	102-59 w	DNP	20-3-1
UK	01/11/15	68-60 w	0-3-0	3-6-0
at MU	01/15/15	60-49 w	0-2-0	15-7-0
at UF	01/19/15	77-42 w	3-3-0	6-13-1
TAMU	01/26/15	79-61 w	DNP	12-11-3



2014-15 South Carolina Basketball **South Carolina Team Game-by-Game Comparison (as of Jan 26, 2015)** **All games**



Opponent	1st	2nd	Score	Mar	Total FG	FG Pct	3-Pointers	3FG Pct	Free Throws	FT Pct	Rebounds	Assist	T/Over	Block	Steal	Fouls	
SOUTHERN CAL	27/24	43/37	70-61	+9	23-50/21-63	.460/.333	5-15/3-10	.333/.300	19-27/16-20	.704/.800	43/34	+9	15/9	19/15	10/2	9/10	18/23
CLEMSON	45/21	54/20	99-41	+58	38-72/17-53	.528/.321	8-15/4-17	.533/.235	15-22/3-6	.682/.500	50/28	+22	25/8	7/18	6/8	9/4	7/19
SAN DIEGO STATE	51/16	38/22	89-38	+51	33-65/14-49	.508/.286	9-19/6-14	.474/.429	14-20/4-8	.700/.500	40/33	+7	25/8	10/29	1/2	18/7	7/19
Wisconsin	31/18	36/26	67-44	+23	28-64/13-46	.438/.283	3-12/4-11	.250/.364	8-14/14-22	.571/.636	41/34	+7	20/10	10/19	7/1	12/1	16/16
#22/22 Syracuse	31/35	36/28	67-63	+4	23-64/22-58	.359/.379	9-26/7-23	.346/.304	12-20/12-18	.600/.667	35/50	(15)	17/15	5/16	4/1	4/3	19/21
NC CENTRAL	39/16	51/10	90-26	+64	35-58/10-45	.603/.222	5-13/2-10	.385/.200	15-22/4-10	.682/.400	40/23	+17	26/2	13/28	8/1	21/7	11/22
CHARLOTTE	46/28	36/33	82-61	+21	30-54/24-53	.556/.453	4-13/3-8	.308/.375	18-26/10-13	.692/.769	37/20	+17	21/16	15/18	7/3	7/9	14/23
#9/8 Duke	17/21	34/29	51-50	+1	20-53/18-57	.377/.316	3-12/4-19	.250/.211	8-16/10-13	.500/.769	36/44	(8)	8/8	18/22	5/8	12/8	15/16
SAVANNAH STATE	60/22	51/27	111-49	+62	38-65/21-59	.585/.356	1-8/1-14	.125/.071	34-47/6-11	.723/.545	56/21	+35	23/8	12/20	6/2	11/8	12/31
Hampton	37/25	32/24	69-49	+20	25-55/18-52	.455/.346	9-19/5-17	.474/.294	10-16/8-13	.625/.615	48/21	+27	19/8	18/10	7/1	2/5	19/18
Central Michigan	37/24	43/21	80-45	+35	37-72/18-59	.514/.305	3-17/2-12	.176/.167	3-9/7-9	.333/.778	48/36	+12	21/7	16/23	6/1	14/6	7/12
Liberty	44/20	40/24	84-44	+40	31-64/18-55	.484/.327	5-11/2-12	.455/.167	17-26/6-6	.654/1000	46/30	+16	20/10	8/18	6/9	10/4	12/21
AUBURN	34/17	43/41	77-58	+19	30-62/21-62	.484/.339	3-11/4-14	.273/.286	14-23/12-14	.609/.857	42/34	+8	17/8	18/16	6/6	8/11	16/26
LSU	37/22	38/29	75-51	+24	27-53/22-64	.509/.344	8-21/1-7	.381/.143	13-18/6-16	.722/.375	42/35	+7	18/4	23/18	7/1	8/13	19/20
Alabama	48/30	54/29	102-59	+43	37-58/19-51	.638/.373	11-21/4-15	.524/.267	17-20/17-22	.850/.773	30/26	+4	22/7	7/17	7/1	8/4	15/15
#10/11 KENTUCKY	35/38	33/22	68-60	+8	23-68/22-67	.338/.328	4-16/4-15	.250/.267	18-26/12-14	.692/.857	55/37	+18	12/11	16/11	10/8	3/10	13/22
Mizzou	25/20	35/29	60-49	+11	21-58/16-54	.362/.296	4-17/7-22	.235/.318	14-23/10-15	.609/.667	51/33	+18	6/6	14/14	5/0	5/7	18/24
Florida	40/17	37/25	77-42	+35	32-54/19-70	.593/.271	4-10/1-15	.400/.067	9-14/3-4	.643/.750	42/35	+7	16/6	16/15	5/2	9/4	13/20
#12/10 TEXAS A&M	39/31	40/30	79-61	+18	27-55/24-62	.491/.387	1-4/3-8	.250/.375	24-30/10-16	.800/.625	43/29	+14	13/11	16/16	7/3	9/8	20/22

Note: Game totals are displayed in the format TEAM/OPPONENT for each category



2014-15 South Carolina Basketball
South Carolina Combined Team Statistics (as of Jan 26, 2015)
All games



RECORD:	OVERALL	HOME	AWAY	NEUTRAL
ALL GAMES	19-0	9-0	6-0	4-0
CONFERENCE	7-0	3-0	4-0	0-0
NON-CONFERENCE	12-0	6-0	2-0	4-0

#	Player	gp-gs	min	avg	Total		3-Point		F-Throw		Rebounds				pf	dq	a	to	blk	stl	pts	avg
					fg-fga	fg%	3fg-fga	3fg%	ft-fga	ft%	off	def	tot	avg								
25	MITCHELL, Tiffany	19-19	527	27.7	100-188	.532	38-81	.469	52-61	.852	13	39	52	2.7	27	0	55	35	3	36	290	15.3
22	WILSON, A'ja	19-1	407	21.4	96-187	.513	0-0	.000	67-103	.650	38	99	137	7.2	36	0	18	33	31	25	259	13.6
41	COATES, Alaina	19-5	389	20.5	71-129	.550	0-0	.000	69-100	.690	57	106	163	8.6	26	0	16	22	28	10	211	11.1
24	WELCH, Aleighsa	19-19	474	24.9	82-139	.590	0-1	.000	18-39	.462	46	63	109	5.7	32	2	35	29	24	7	182	9.6
33	IBIAM, Elem	19-19	334	17.6	57-97	.588	0-0	.000	21-33	.636	33	50	83	4.4	39	0	8	21	21	4	135	7.1
01	CUEVAS, Bianca	19-0	271	14.3	37-100	.370	10-43	.233	19-24	.792	5	19	24	1.3	24	0	34	23	3	24	103	5.4
31	DOZIER, Asia	19-13	317	16.7	33-78	.423	18-50	.360	2-4	.500	1	15	16	0.8	13	0	39	20	2	10	86	4.5
23	ROY, Tina	18-0	281	15.6	30-73	.411	21-55	.382	0-0	.000	5	32	37	2.1	15	0	51	23	2	5	81	4.5
05	SESSIONS, Khadijah	19-18	402	21.2	25-73	.342	8-35	.229	14-24	.583	13	38	51	2.7	24	0	58	24	3	39	72	3.8
40	WHITE, Jatarie	9-0	97	10.8	14-31	.452	0-0	.000	4-8	.500	11	14	25	2.8	8	0	3	7	1	3	32	3.6
15	DAVIS, Tiffany	14-0	77	5.5	5-13	.385	4-11	.364	6-9	.667	4	11	15	1.1	5	0	7	9	0	0	20	1.4
02	GAINES, Olivia	18-1	157	8.7	7-27	.259	0-2	.000	4-6	.667	9	11	20	1.1	17	0	18	9	0	13	18	1.0
03	DUCKETT, Kaydra	11-0	33	3.0	1-6	.167	0-0	.000	2-2	1.000	2	5	7	0.6	3	0	2	1	2	2	4	0.4
00	FARMER, India	12-0	34	2.8	0-3	.000	0-2	.000	4-6	.667	4	3	7	0.6	1	0	0	1	0	1	4	0.3
Team											39	40	79		1			4				
Total.....		19	3800		558-1144	.488	99-280	.354	282-419	.673	280	545	825	43.4	271	2	344	261	120	179	1497	78.8
Opponents.....		19	3800		357-1079	.331	67-263	.255	170-250	.680	217	386	603	31.7	390	9	162	343	60	129	951	50.1

TEAM STATISTICS	SC	OPP	Date	Opponent	Score	Att.
SCORING	1497	951	11/15/14	SOUTHERN CAL	w 70-61	10057
Points per game	78.8	50.1	11/20/14	CLEMSON	w 99-41	11012
Scoring margin	+28.7	-	11/23/14	SAN DIEGO STATE	w 89-38	10301
FIELD GOALS-ATT	558-1144	357-1079	@ 11/27/14	vs Wisconsin	w 67-44	167
Field goal pct	.488	.331	@ 11/28/14	vs #22/22 Syracuse	w 67-63	342
3 POINT FG-ATT	99-280	67-263	12/01/14	NC CENTRAL	w 90-26	8823
3-point FG pct	.354	.255	12/04/14	CHARLOTTE	w 82-61	9629
3-pt FG made per game	5.2	3.5	12/07/14	at #9/8 Duke	w 51-50	6004
FREE THROWS-ATT	282-419	170-250	12/14/14	SAVANNAH STATE	w 111-49	9605
Free throw pct	.673	.680	12/17/14	at Hampton	w 69-49	4000
F-Throws made per game	14.8	8.9	12/20/14	vs Central Michigan	w 80-45	2858
REBOUNDS	825	603	12/21/14	vs Liberty	w 84-44	2659
Rebounds per game	43.4	31.7	* 01/02/15	AUBURN	w 77-58	16465
Rebounding margin	+11.7	-	* 01/04/15	at LSU	w 75-51	3438
ASSISTS	344	162	* 01/08/15	at Alabama	w 102-59	2454
Assists per game	18.1	8.5	* 01/11/15	#10/11 KENTUCKY	w 68-60	17156
TURNOVERS	261	343	* 01/15/15	at Mizzou	w 60-49	1440
Turnovers per game	13.7	18.1	* 01/19/15	at Florida	w 77-42	1503
Turnover margin	+4.3	-	* 01/26/15	#12/10 TEXAS A&M	w 79-61	13546
Assist/turnover ratio	1.3	0.5				
STEALS	179	129				
Steals per game	9.4	6.8				
BLOCKS	120	60				
Blocks per game	6.3	3.2				
ATTENDANCE	106594	24865				
Home games-Avg/Game	9-11844	6-3140				
Neutral site-Avg/Game	-	4-1506				

* = SEC game
 @ = Junkanoo Jam (Freeport, Bahamas)

Score by Periods	1st	2nd	Totals
South Carolina	723	774	1497
Opponents	445	506	951



2014-15 South Carolina Basketball
South Carolina Combined Team Statistics (as of Jan 26, 2015)
Conference games



RECORD:	OVERALL	HOME	AWAY	NEUTRAL
ALL GAMES	7-0	3-0	4-0	0-0
CONFERENCE	7-0	3-0	4-0	0-0
NON-CONFERENCE	0-0	0-0	0-0	0-0

#	Player	gp-gs	min	avg	Total		3-Point		F-Throw		Rebounds				pf	dq	a	to	blk	stl	pts	avg
					fg-fga	fg%	3fg-fga	3fg%	ft-fa	ft%	off	def	tot	avg								
25	MITCHELL, Tiffany	7-7	199	28.4	39-80	.488	10-29	.345	24-26	.923	5	14	19	2.7	9	0	18	11	2	13	112	16.0
22	WILSON, A'ja	7-0	158	22.6	33-72	.458	0-0	.000	23-35	.657	13	46	59	8.4	15	0	8	16	14	4	89	12.7
41	COATES, Alaina	7-0	142	20.3	23-39	.590	0-0	.000	28-38	.737	22	36	58	8.3	14	0	5	9	11	6	74	10.6
24	WELCH, Aleighsa	7-7	177	25.3	29-48	.604	0-0	.000	5-13	.385	13	34	47	6.7	13	1	9	11	10	1	63	9.0
01	CUEVAS, Bianca	7-0	108	15.4	15-42	.357	3-13	.231	14-16	.875	2	8	10	1.4	9	0	12	10	1	5	47	6.7
33	IBIAM, Elem	7-7	113	16.1	16-28	.571	0-0	.000	3-4	.750	6	16	22	3.1	15	0	1	7	6	1	35	5.0
31	DOZIER, Asia	7-7	122	17.4	13-32	.406	7-20	.350	0-0	.000	0	10	10	1.4	9	0	10	10	1	3	33	4.7
23	ROY, Tina	7-0	99	14.1	12-25	.480	8-19	.421	0-0	.000	1	7	8	1.1	6	0	14	12	0	0	32	4.6
05	SESSIONS, Khadijah	7-7	144	20.6	10-24	.417	4-13	.308	4-8	.500	4	18	22	3.1	11	0	17	12	1	13	28	4.0
15	DAVIS, Tiffany	6-0	27	4.5	3-5	.600	3-5	.600	3-4	.750	1	7	8	1.3	2	0	2	4	0	0	12	2.0
02	GAINES, Olivia	6-0	63	10.5	3-7	.429	0-1	.000	2-4	.500	2	2	4	0.7	8	0	8	3	0	3	8	1.3
40	WHITE, Jatarie	3-0	25	8.3	1-4	.250	0-0	.000	1-4	.250	6	2	8	2.7	1	0	0	5	1	0	3	1.0
00	FARMER, India	4-0	12	3.0	0-1	.000	0-0	.000	2-2	1.000	1	1	2	0.5	1	0	0	0	0	1	2	0.5
03	DUCKETT, Kaydra	4-0	11	2.8	0-1	.000	0-0	.000	0-0	.000	0	1	1	0.3	1	0	0	0	0	0	0	0.0
Team											16	11	27									
Total.....		7	1400		197-408	.483	35-100	.350	109-154	.708	92	213	305	43.6	114	1	104	110	47	50	538	76.9
Opponents.....		7	1400		143-430	.333	24-96	.250	70-101	.693	89	140	229	32.7	149	4	53	107	21	57	380	54.3

TEAM STATISTICS	SC	OPP	Date	Opponent	Score	Att.
SCORING	538	380	* 01/02/15	AUBURN	w 77-58	16465
Points per game	76.9	54.3	* 01/04/15	at LSU	w 75-51	3438
Scoring margin	+22.6	-	* 01/08/15	at Alabama	w 102-59	2454
FIELD GOALS-ATT	197-408	143-430	* 01/11/15	#10/11 KENTUCKY	w 68-60	17156
Field goal pct	.483	.333	* 01/15/15	at Mizzou	w 60-49	1440
3 POINT FG-ATT	35-100	24-96	* 01/19/15	at Florida	w 77-42	1503
3-point FG pct	.350	.250	* 01/26/15	#12/10 TEXAS A&M	w 79-61	13546
3-pt FG made per game	5.0	3.4				
FREE THROWS-ATT	109-154	70-101	* = SEC game			
Free throw pct	.708	.693	@ = Junkanoo Jam (Freeport, Bahamas)			
F-Throws made per game	15.6	10.0				
REBOUNDS	305	229				
Rebounds per game	43.6	32.7				
Rebounding margin	+10.9	-				
ASSISTS	104	53				
Assists per game	14.9	7.6				
TURNOVERS	110	107				
Turnovers per game	15.7	15.3				
Turnover margin	-0.4	-				
Assist/turnover ratio	0.9	0.5				
STEALS	50	57				
Steals per game	7.1	8.1				
BLOCKS	47	21				
Blocks per game	6.7	3.0				
ATTENDANCE	47167	8835				
Home games-Avg/Game	3-15722	4-2209				
Neutral site-Avg/Game	-	0-0				

Score by Periods	1st	2nd	Totals
South Carolina	258	280	538
Opponents	175	205	380