



SOUTH CAROLINA

VOLLEYBALL

UPCOMING OPPONENTS

		
Clemson Fri., Sept. 5, 4 PM Winthrop Coliseum	Furman Sat., Sept. 6, 10 AM Winthrop Coliseum	Winthrop Sat., Sept. 6, 7 PM Winthrop Coliseum
Series History SC leads 36-23	Series History SC leads 4-1	Series History SC leads 18-14
Trend Teams split last 10 meetings	Trend SC won four of five	Trend SC won eight of 10
Last Time Clemson won 3-2 (9/6/13)	Last Time Furman won 3-1 (9/7/13)	Last Time Winthrop won 3-2 (9/7/13)

INSIDE

NOTES (p. 2-9)

- ✓ Overview of the Gamecocks (p. 2)
- ✓ Recap of last week (p. 2)
- ✓ Block party (p. 2)
- ✓ Approaching a milestone (p. 2)
- ✓ Scouting opponents (p. 3-4)
- ✓ All-time records (p. 3)
- ✓ Packing the VCF (p. 4)
- ✓ Season stats (p. 5)
- ✓ School records (p. 6-9)

PERSONNEL PAGES (p. 10-28)

- ✓ Head coach Scott Swanson's bio (p. 10)
- ✓ 2014 active players' individual pages (p. 11-28)
- ✓ Spot chart (p. 29)

2014 ROSTER

NO	NAME	HT	POS	YR	EXP	HOMETOWN (LAST SCHOOL)
3	Dessaa Legros	5-10	MB/OH	SO	1L	Kennesaw, Ga. (Allatoona)
4	Darian Dozier	6-1	MB/RS	JR	2L	Sandy Spring, Md. (St. Johns College)
5	Taylr McNeil	6-2	OH	FR	HS	Eagan, Minn. (Eagan)
6	Sarah Blomgren	5-11	RS/OH	JR	2L	Canyon Country, Calif. (Saugus)
7	Jacqy Angermiller	6-2	MB/RS	SO	1L	Dallas, Texas (LD Bell)
8	Kellie McNeil	6-0	S	RS JR	1L	Eagan, Minn. (Minnesota)
9	Megan Kirkland	5-7	DS/Libero	SO	1L	Lugoff, S.C. (Lugoff-Elgin)
10	Mikaela Christiaansen	5-9	Libero	SR	1L	Tucson, Ariz. (Pepperdine)
11	Allie Monserez	5-9	S	FR	HS	Windermere, Fla. (Bishop Moore)
13	Caroline Cann	6-0	OH	SR	HS	Landrum, S.C. (Presbyterian)
14	Katlyn McDaniel	6-0	MB	SO	1L	Columbia, S.C. (Spring Valley)
16	KoKo Atoa-Williams	5-10	OH	SO	1L	Reno, Nev. (Bishop Manogue)
17	Elizabeth Johnbull	6-0	MB	JR	2L	Pflugerville, Texas (Connally)
18	Diara Lewis	5-11	OH	JR	TR	Columbia, S.C. (Md. Eastern Shore)
20	Abby Feruck	6-0	MB/RS	SO	1L	Atlanta, Ga. (Blessed Trinity)
21	Jordan Wilson-Talmadge	5-7	DS/Libero	SO	1L	Orlando, Fla. (First Academy)
25	Courtney McKeag	6-0	MB/OH	FR	HS	San Juan Capistrano, Calif. (San Juan Hills)

Manager: Morgan Page

2014 SCHEDULE

DATE	OPPONENT (TV)	RESULT/TIME
8/29	Gardner-Webb	W, 3-0
8/30	Jacksonville (SEC Net+)	W, 3-1
	Georgia Tech (SEC Net+)	W, 3-1
9/5	vs. Clemson#	4 PM
9/6	vs. Furman#	10 AM
	at Winthrop#	7 PM
9/12	at Campbell^	7 PM
9/13	vs. Elon^	10 AM
	vs. North Florida^	4:30 PM
9/19	Norfolk State& (SEC Net+)	10 AM
	Eastern Ky.& (SEC Net+)	7 PM
9/20	The Citadel& (SEC Net+)	3 PM
9/26	Ole Miss* (SEC Network)	7 PM
9/28	Kentucky* (SEC Net+)	1:30 PM
10/3	at Mississippi St.* (SEC Net+)	8 PM
10/5	at Auburn*	2:30 PM
10/12	at Alabama* (SEC Network)	4 PM
10/15	Florida* (ESPNU)	6 PM
10/19	Texas A&M* (SEC Net+)	1:30 PM
10/21	at Coastal Carolina	6 PM
10/24	Mississippi St.* (SEC Net+)	7 PM
10/26	Missouri* (SEC Net+)	1:30 PM
10/31	at LSU*	8 PM
11/2	at Ole Miss* (SEC Network)	2 PM
11/9	Alabama* (SEC Network)	4 PM
11/14	at Arkansas* (SEC Net+)	8 PM
11/16	Auburn* (SEC Net+)	1:30 PM
11/19	at Tennessee* (ESPNU)	6 PM
11/23	at Georgia* (SEC Net+)	1:30 PM
11/26	at Florida* (SEC Net+)	7 PM
11/29	LSU* (SEC Net+)	1:30 PM

All times Eastern

Home matches in **bold**

% Gamecock Invitational

Carolina Challenge at Winthrop

^ Campbell Invitational

& Carolina Classic

* SEC match

GAMECOCK STAFF

Head Coach	Scott Swanson
Alma Mater	Arizona State, 1995
Overall Record (Years)	97-110 (7+)
SC Record (Years)	47-49 (3+)
Assistant Coach/Rec. Coordinator	Dottie Porch
Alma Mater	IPFW, 1998
Year at SC	1st
Assistant Coach	RJ Abella
Alma Mater	Wichita State, 2009
Year at SC	2nd
Volunteer Assistant	Shonda Cole
Director of Operations	Amanda Brungs
Graduate Assistant	Kristen Dozier

QUICK FACTS

Location Columbia, S.C.
Founded 1801
Enrollment 31,964
Colors Garnet (PMS 202C) & Black
Nickname Gamecocks
Affiliation NCAA Division I
Conference Southeastern (Eastern Division)
President Dr. Harris Pastides
Athletic Director Ray Tanner
Home Court Volleyball Competition Facility
2013 Record 12-19
2013 Conference Record 3-15
2013 Conference Finish T-11th
Starters Returning/Lost +Libero 4+L/2
Letterwinners Returning/Lost 13/3
Newcomers 5

MEDIA INFORMATION

Director of Media Relations Steve Fink
Asst. Director/Volleyball Justin Holt
Office Phone (803) 777-7872
Email jnholt@mailbox.sc.edu
Personal Phone (803) 447-9959
Office Fax (803) 777-2967
Department Website GamecocksOnline.com
Dept. Facebook /GamecocksOnline
Team Facebook /GamecockVolleyball
Dept. Twitter @GamecocksOnline
Team Twitter @GamecockVolley
Mailing Address 1304 Heyward St.
 Rice Athletics Center
 Columbia, SC 29208

PRONUNCIATION GUIDE

KoKo Atoa-Williams Uh-TOE-uh
 Sarah Blomgren BLOHM-grin
 Michaela Christiaansen Mi-KAY-la
 Dessaa Legros Luh-GROSS
 Allie Monserez Mohn-sir-RAY
 Jordan Wilson-Talmdage TAL-mehj

ABBREVIATIONS

When needing to abbreviate South Carolina for your scoreboard or broadcast boxes, the preferred shortenings are S. Carolina or SC. Please refrain from using USC or SCAR when referring to the University of South Carolina. Proper logos and wordmarks can be emailed for use by any media outlet upon request. Thanks.

NOTEWORTHY

SOUTH CAROLINA QUICK HITS

- South Carolina is in its fourth season with head coach Scott Swanson.
- Last year's team went 12-19.
- The Gamecocks return 13 letter winners from a year ago, including four starters and the libero (Sarah Blomgren, Kellie McNeil, Darian Dozier, Jacqy Angermiller, Mikaela Christiaansen).
- With the departure of outside hitter Juliette Thévenin, the Gamecocks lost 33.8 percent of their production in kills. She ranked first in the SEC in both kills per set (4.57) and points per set (4.91).
- South Carolina returns middle blockers Jacqy Angermiller and Darian Dozier, who ranked seventh (1.08) and eighth (1.06), respectively, in the SEC in blocks per set.
- Junior setter Kellie McNeil is back after missing the last eight matches last season with a foot injury. McNeil ranked sixth in the SEC in assists per set (10.17) and 12th in blocks per set (0.94).

A LOOK BACK AT THE GAMECOCK INVITATIONAL

- The Gamecocks went 3-0 last weekend to win their fourth consecutive Gamecock Invitational, defeating Gardner-Webb 3-0, Jacksonville 3-1 and Georgia Tech 3-1.
- Sophomore outside hitter KoKo Atoa-Williams was named Tournament MVP after averaging 3.27 kills per set and 2.09 digs per set. She had a career-high 18 kills in the win over Georgia Tech.
- Senior libero Mikaela Christiaansen earned a spot on the All-Tournament Team after averaging 4.09 digs per set.
- Freshman outside hitter Taylr McNeil averaged 3.09 kills per set, including a match-high 16 kills while hitting .419 in her Gamecock debut against Gardner-Webb.
- Junior setter Kellie McNeil averaged 1.27 kills per set while hitting .571, 7.36 assists per set, 2.36 digs per set and one block per set. She also had a team-best seven service aces.
- Junior middle blocker Darian Dozier averaged a league-best 2.25 blocks per set, including a career-high 11 blocks against Jacksonville.

GAMECOCKS IN THE SEC STATS

- South Carolina leads the conference in blocks, averaging 3.45 per set.
- Junior middle blocker Darian Dozier ranks first in the league in blocks with an average of 2.25 per set. Junior middle blocker Elizabeth Johnbull (1.25) and sophomore middle Jacqy Angermiller (1.11) rank 11th and 15th, respectively.
- Junior setter Kellie McNeil ranks second in the SEC in service aces per set (0.64) and 11th in assists per set (7.36).
- Sophomore outside hitter KoKo Atoa-Williams (3.27) and freshman outside hitter Taylr McNeil (3.09) rank sixth and 12th in the league in kills per set, respectively.
- Senior libero Mikaela Christiaansen is seventh in the SEC in digs per set (4.09).

BLOCK PARTY

- The Gamecocks reached double figures in blocks in all three matches of the Gamecock Invitational, recording 10 against Gardner-Webb, 16 against Jacksonville and 12 against Georgia Tech.
- South Carolina averaged 3.45 blocks per set, which ranks first in the SEC.
- Four Gamecocks are averaging one or more blocks per set, including an SEC best 2.25 blocks per set by junior middle blocker Darian Dozier.

COMING INTO HER OWN

- After averaging 1.43 kills per set in 21 matches a year ago, sophomore outside hitter KoKo Atoa-Williams had a breakout performance to earn Gamecock Invitational MVP honors with an average of 3.27 kills per set, which ranks sixth in the SEC.
- Atoa-Williams recorded her first career double-double in the win over Jacksonville with 12 kills and 10 digs.
- A native of Reno, Nev., Atoa-Williams posted a career-high 18 kills while hitting .306 and seven digs in the win over Georgia Tech.

APPROACHING A MILESTONE

- South Carolina head coach Scott Swanson is three wins away from reaching 100 career victories and 50 victories at the helm of the Gamecocks.
- Swanson is 97-110 in his eighth season as a head coach and 47-49 in his fourth season at South Carolina.

AVCA POLL

NO	TEAM (1ST PLACE)	Pts	W-L	Prev
1	Penn State (35)	1443	3-0	1
2	Stanford (15)	1424	2-0	3
3	Texas (5)	1379	3-0	2
4	Wisconsin (5)	1288	2-0	6
5	Washington	1266	3-0	4
6	Southern California	1196	3-0	5
7	Purdue	1097	3-0	8
8	Florida State	1032	2-0	13
9	Illinois	1009	3-0	11
10	BYU	988	3-0	9
11	Florida	961	3-0	10
12	Nebraska	748	0-2	7
13	Colorado State	674	3-0	18
14	Michigan State	661	4-0	16
15	San Diego	611	2-1	14
16	Kentucky	581	3-0	19
17	Arizona State	517	3-0	25
18	Minnesota	433	1-1	12
19	Duke	389	3-0	21
T-20	Hawai'i	341	2-1	17
T-20	North Carolina	341	2-1	20
22	Oregon	217	3-0	NR
23	Arizona	137	3-0	NR
T-24	Louisville	128	1-1	NR
T-24	Oklahoma	128	2-1	NR

RV: American 111; Missouri 80; Kansas 79; Creighton 75; California 50; Marquette 47; CSUN 17; Iowa State 16; Northwestern 12; Arkansas 11; Lipscomb 6; Michigan 5; New Mexico 5; UT San Antonio 2

Released: Sept. 1 (Week 1)

SEC STANDINGS

Team	CONF		ALL	
	W-L	Pct.	W-L	Pct.
Alabama	0-0	.000	4-0	1.000
Ole Miss	0-0	.000	4-0	1.000
South Carolina	0-0	.000	3-0	1.000
Arkansas	0-0	.000	3-0	1.000
Florida	0-0	.000	3-0	1.000
Kentucky	0-0	.000	3-0	1.000
Auburn	0-0	.000	2-1	.667
Missouri	0-0	.000	2-1	.667
Tennessee	0-0	.000	2-1	.667
Texas A&M	0-0	.000	2-1	.667
Georgia	0-0	.000	1-2	.333
LSU	0-0	.000	1-2	.333
Mississippi State	0-0	.000	1-3	.250

SC'S STAT LEADERS

Kills/Set	Figure	SEC Rank
KoKo Atoa-Williams	3.27	T-6th
Hitting Percentage		
Sarah Blomgren	.308	13th
Assists/Set		
Kellie McNeil	7.36	11th
Digs/Set		
Michaela Christiaansen	4.09	7th
Blocks/Set		
Darian Dozier	2.25	1st

NOTEWORTHY

SCOUTING CLEMSON

- Head coach Jolene Jordan Hoover is in her 22nd season with the Tigers.
- Clemson went 15-16 overall in 2013, including a 9-11 mark in ACC play. The Tigers are 2-0 this season.
- The Tigers return nine letter winners, including five starters.
- Clemson is hitting .293 this season while holding opponents to a -.018 hitting percentage.
- The Tigers are out-blocking opponents 24-3.
- Senior outside hitter Kristin Faust leads the team with 5.14 kills per set while hitting .293.
- Freshman setter Kate Federico is averaging a team-best 9.57 assists per set.
- The Tigers' top blocker is senior middle blocker Beta Dumancic, who is averaging 1.57 blocks per set.
- Senior Niki Collier anchors the back line with an average of 3.29 digs per set.

SERIES HISTORY VS. CLEMSON

- Friday's meeting will be the 60th all-time between the Gamecocks and Tigers.
- South Carolina leads the all-time series 36-23.
- The teams have each won five matches in the last 10 meetings.
- The Gamecocks are 4-7 all-time in neutral site matches against the Tigers.
- Clemson won last year's meeting 3-2 on Sept. 6, 2013 in Clemson, S.C. The Tigers won by the scores of 22-25, 25-20, 25-21, 20-25 and 15-9.

SCOUTING FURMAN

- Head coach Michelle Young is in her 15th year at Furman.
- The Paladins went 17-12 overall in 2013 and tied for second in the Southern Conference with a 12-4 record. Furman was picked to finish second on the SoCon this season.
- Furman is 1-2 entering the weekend.
- The Paladins have 12 letter winners returning, including five starters.
- Junior setter Jo Wilks and sophomore middle blocker Ashton Gregory earned preseason All-Southern Conference honors. Wilks is averaging 8.42 assists per set this season, while Gregory, the 2013 SoCon Freshman of the Year, is averaging 3.08 kills and 1.17 blocks per set.

SERIES HISTORY VS. FURMAN

- South Carolina leads the all-time series 4-1.
- Furman claimed its first victory over the Gamecocks last season, winning in four sets by the scores of 29-27, 25-21, 24-26 and 25-20 on Sept. 7, 2013 in Clemson, S.C.

SCOUTING WINTHROP

- Head coach Bruce Atkinson is in his second year at Winthrop.
- The Eagles went 17-13 in 2013, including a 6-6 mark in Big South play. Winthrop was picked to finish fifth in the Big South this season.
- The Eagles enter the weekend with a 2-3 record.
- Winthrop has eight letter winners returning, including five starters.
- Senior setter Jessie Vicic set a Big South single-season record with 1,355 assists in 2013. She is averaging 8.58 assists per set this season.
- Senior outside hitter Alina Sopizhuk has been Winthrop's top attacker, averaging 3.16 kills per set.
- Junior middle blocker Rachel Lenz leads the team with 1.26 blocks per set.

SERIES HISTORY VS. WINTHROP

- South Carolina leads the all-time series 18-14.
- The Gamecocks have won eight of the last 10 meetings.
- South Carolina has not lost consecutive matches to the Eagles since losing both meetings during the 1982 season on Sept. 17 and Oct. 20.
- Winthrop won last year's matchup, defeating the Gamecocks in five sets by the scores of 21-25, 17-25, 25-22, 25-22 and 15-12 on Sept. 7, 2013 in Clemson, S.C.

ROSTER BREAKDOWN

- South Carolina has four freshmen (three true freshmen), eight sophomores, five juniors and two seniors on its roster.
- Ten states are represented on South Carolina's roster. Four players are from South Carolina, three from Georgia, two from Texas, Florida, California and Minnesota and one from Michigan, Nevada, Maryland and Arizona.

NOTEWORTHY

SISTER ACT

- The Gamecocks have two pairs of sisters involved with the program in 2014 in freshman outside hitter Taylr McNeil and junior setter Kellie McNeil and junior middle blocker Darian Dozier and graduate assistant Kristen Dozier.
- Both Taylr and Kellie McNeil were the Minnesota Gatorade Player of the Year coming out of high school.
- Kristen Dozier was a standout at Ohio State (2006-09) and went on to play professionally in Spain, Israel, Puerto Rico and Germany. She was also a member of the U.S. National Team in 2013.

COMING HOME

- Former Gamecock great Shonda Cole joins the coaching staff this season as volunteer assistant.
- Cole played at South Carolina from 2003-06 and became the first Gamecock to earn All-America honors, earning a spot on the AVCA Honorable Mention All-America Team in 2006.
- She had a successful professional career, playing one season in Spain, six in Puerto Rico and a half season in France.
- Cole won a league championship with Pinkin de Corozal in 2010 and was named finals MVP after leading Indias de Mayaguez to the league title in 2013.

ALL-TIME RECORDS

- South Carolina holds a 740-568 (.566) record.
- The Gamecocks are 161-215 (.428) in SEC play.
- In matches played at the Volleyball Competition Facility, South Carolina is 159-84 (.654).

PACKING THE VCF

- South Carolina averaged 1,629 fans in three matches of the Gamecock Invitational.
- The Gamecocks drew 1,711 fans for their season opener versus Gardner-Webb, the second largest crowd in VCF history.
- Carolina played in front of 1,528 fans versus Jacksonville and 1,647 fans versus Georgia Tech, the fifth and third largest crowds in VCF history, respectively.

MATCH-BY-MATCH INDIVIDUAL LEADERS

DATE	OPPONENT	W/L	SCORE	HIGH KILLS	HIGH ASSISTS	HIGH ACES	HIGH DIGS	HIGH BLOCKS
8/29	Gardner-Webb	W	3-0	Taylr McNeil (16)	Kellie McNeil (24)	Kellie McNeil (2)	M. Christiaansen (13)	Dozier, Blomgren, Angermiller (5)
8/30	Jacksonville	W	3-1	K. Atoa-Williams (12)	Kellie McNeil (21)	M. Kirkland (3)	M. Christiaansen (15)	Darian Dozier (11)
8/30	Georgia Tech	W	3-1	K. Atoa-Williams (18)	Kellie McNeil (36)	Kellie McNeil (4)	M. Christiaansen (17)	Elizabeth Johnbull (7)
9/5	vs. Clemson							
9/6	vs. Furman							
9/6	at Winthrop							
9/12	at Campbell							
9/13	vs. Elon							
9/13	vs. North Florida							
9/19	Norfolk State							
9/19	Eastern Kentucky							
9/20	The Citadel							
9/26	Ole Miss							
9/28	Kentucky							
10/3	at Mississippi State							
10/5	at Auburn							
10/12	at Alabama							
10/15	Florida							
10/19	Texas A&M							
10/21	at Coastal Carolina							
10/24	Mississippi State							
10/26	Missouri							
10/31	at LSU							
11/2	at Ole Miss							
11/9	Alabama							
11/14	at Arkansas							
11/16	Auburn							
11/19	at Tennessee							
11/23	at Georgia							
11/26	at Florida							
11/29	LSU							

2014 SEASON STATISTICS

RECORD:	OVERALL	HOME	AWAY	NEUTRAL
ALL GAMES	3-0	3-0	0-0	0-0
CONFERENCE	0-0	0-0	0-0	0-0
NON-CONFERENCE	3-0	3-0	0-0	0-0

#	Player	sp	Attack					Set		Serve			re	Dig		Blocking						points
			k	k/s	e	ta	pct	a	a/s	sa	se	sa/s		dig	dig/s	bs	ba	total	blk/s	be	bhe	
16	KoKo Atoa-Williams	11	36	3.27	20	96	.167	0	0.00	2	1	0.18	1	23	2.09	0	4	4	0.36	1	0	40.0
5	Taylr McNeil	11	34	3.09	12	93	.237	4	0.36	1	0	0.09	0	27	2.45	0	9	9	0.82	1	0	39.5
6	Sarah Blomgren	11	23	2.09	7	52	.308	2	0.18	0	1	0.00	0	8	0.73	0	9	9	0.82	1	1	27.5
8	Kellie McNeil	11	14	1.27	2	21	.571	81	7.36	7	6	0.64	0	26	2.36	0	11	11	1.00	1	2	26.5
4	Darian Dozier	8	10	1.25	6	40	.100	1	0.12	0	1	0.00	0	3	0.38	3	15	18	2.25	1	1	20.5
17	Elizabeth Johnbull	8	9	1.12	4	23	.217	1	0.12	0	0	0.00	0	4	0.50	1	9	10	1.25	0	0	14.5
7	Jacqy Angermiller	9	6	0.67	2	20	.200	0	0.00	0	0	0.00	0	2	0.22	0	10	10	1.11	0	0	11.0
9	Megan Kirkland	8	0	0.00	0	0	.000	5	0.62	3	1	0.38	0	14	1.75	0	0	0	0.00	0	0	3.0
21	Jord Wilson-Talmadge	3	0	0.00	0	0	.000	0	0.00	0	1	0.00	0	1	0.33	0	0	0	0.00	0	0	0.0
11	Allie Monserez	4	0	0.00	3	3	-1.000	13	3.25	0	0	0.00	0	3	0.75	0	1	1	0.25	0	0	0.5
10	Mikael Christiaansen	11	0	0.00	0	0	.000	12	1.09	1	2	0.09	1	45	4.09	0	0	0	0.00	0	0	1.0
	TEAM	-	-	-	-	-	-	-	-	-	-	-	0	-	-	-	-	-	-	-	-	-
	SOUTH CAROLINA	11	132	12.00	56	348	.218	119	10.82	14	13	1.27	2	156	14.18	4	68	38.0	3.45	5	4	184.0
	Opponents	11	139	12.64	70	391	.176	135	12.27	2	41	0.18	14	140	12.73	4	38	23.0	2.09	1	4	164.0

Team Statistics	SC	OPP	Date	Opponent	Score	Score by set	Att.
ATTACK			%Aug 29	GARDNER-WEBB	w 3-0	25-15,25-19,25-21	1711
Kills	132	139	%Aug 30	JACKSONVILLE	w 3-1	25-23,25-14,20-25,25-17	1528
Errors	56	70	%Aug 30	GEORGIA TECH	w 3-1	25-22,25-13,18-25,25-22	1647
Total Attacks	348	391	% Gamecock Invitational				
Attack Pct	.218	.176	Record in 3-set matches: 1-0				
Kills/Set	12.0	12.6	Record in 4-set matches: 2-0				
SET			Record in 5-set matches: 0-0				
Assists	119	135					
Attempts	338	393					
Assist Pct	.352	.344					
Assists/Set	10.8	12.3					
SERVE							
Aces	14	2					
Errors	13	41					
Attempts	260	220					
Serve Pct	.950	.814					
Aces/Set	1.3	0.2					
SERVE RECEPTIONS							
Errors	2	14					
Errors/Set	0.2	1.3					
Attempts	177	246					
Reception Pct	.989	.943					
DEFENSE							
Digs	156	140					
Digs/Set	14.2	12.7					
BLOCKING							
Block Solo	4	4					
Block Assist	68	38					
Total Blocks	38.0	23.0					
Blocks/Set	3.5	2.1					
Block Errors	5	1					
Ball handling errors	4	4					
ATTENDANCE							
Total	4886	0					
Dates/Avg Per Date	3/1629	0/0					
Neutral site #/Avg	0/0						
Current win streak	3	-					
Home win streak	3	-					

CAREER RECORDS

KILLS

Rank	Name (Years)	Kills
1.	Lori Rowe (1983-86)	1,855
2.	Shonda Cole (2003-06)	1,775
3.	Juliette Thévenin (2010-13)	1,590
4.	Cally Plummer (1998-02)	1,345
5.	Heather Larkin (1994-97)	1,293
6.	Amy Iannocari (1991-94)	1,231
7.	Kim DeNeve (1986-89)	1,179
8.	Ivana Kujundzic (2006-09)	1,133
9.	Berna Dwyer (1999-02)	1,107
10.	Lora Myers (1987-90)	1,100

KILLS PER SET
(Minimum 500 Kills)

Rank	Name (Years)	(K-SP) K/S
1.	Shonda Cole (2003-06)	(1,775-417) 4.26
2.	Juliette Thévenin (2010-13)	(1,590-391) 4.07
3.	Lori Rowe (1983-86)	(1,855-507) 3.66
4.	Kori Ermigarat (1994-95)	(842-233) 3.61
5.	Cally Plummer (1998-02)	(1,345-394) 3.41
6.	Heather Larkin (1994-97)	(1,293-395) 3.27
7.	Crystal Moore (1997-99)	(754-240) 3.14
8.	Kim DeNeve (1986-89)	(1,179-381) 3.09
9.	Berna Dwyer (1999-02)	(1,107-366) 3.02
10.	Ivana Kujundzic (2006-09)	(1,133-389) 2.91

ATTACKS

Rank	Name (Years)	Attacks
1.	Shonda Cole (2003-06)	4,181
2.	Juliette Thévenin (2010-13)	4,076
3.	Lori Rowe (1983-86)	3,874
4.	Amy Iannocari (1991-94)	3,487
5.	Cally Plummer (1998-02)	3,288
6.	Ivana Kujundzic (2006-09)	3,047
7.	Heather Larkin (1994-97)	2,958
8.	Caryn Case (1988-91)	2,936
9.	Lora Myers (1987-90)	2,825
10.	Kim DeNeve (1986-89)	2,819

HITTING PERCENTAGE
(Minimum 1,000 Attacks)

Rank	Name (Years)	(K-E-A) Pct.
1.	Lori Rowe (1983-86)	(1,855-298-3,874) .402
2.	Ashley Edlund (1995-98)	(517-92-1,200) .354
3.	Niece Curry (2001-03)	(704-213-1,495) .328
4.	Belita Salters (2005-08)	(892-299-1,903) .312
5.	Libby Ralston (1989-92)	(699-225-1,572) .302
6.	Sam Alban (1999-02)	(844-316-1,877) .281
7.	Heather Larkin (1994-97)	(1,293-463-2,958) .281
8.	S. Pflughaupt (1986-89)	(1,093-432-2,413) .274
9.	Berna Dwyer (1999-02)	(1,107-420-2,533) .271
10.	Toni Venturini (1984-85)	(555-191-1,357) .268

ASSISTS

Rank	Name (Years)	Assists
1.	Ashley Edlund (1995-98)	5,177
2.	Megan Hosp (1999-02)	4,689
3.	Tammy Correll (1987-90)	4,563
4.	Julie Morrison (1984-87)	3,602
5.	Jodi Thompson (1991-94)	3,237
6.	Taylor Bruns (2009-12)	2,858
7.	Shellie Higgins (1983-84)	2,544
8.	Kelly Morrow (1993-96)	2,136
9.	Bridget Denson-Dorman (2008-09)	2,044
10.	Iris Santos (2003-06)	2,040

ASSISTS PER SET
(Minimum 500 Assists)

Rank	Name (Years)	(A-SP) A/S
1.	Megan Hosp (1999-02)	(4,689-387) 12.12
2.	Ashley Edlund (1995-98)	(5,177-430) 12.04
3.	Tammy Correll (1987-90)	(4,563-447) 10.21
4.	Shellie Higgins (1983-84)	(2,544-254) 10.02

5.	Katelyn Panzau (2003-04)	(1,857-194) 9.57
6.	B. Denson-Dorman (2008-09)	(2,044-215) 9.51
7.	Julie Morrison (1984-87)	(3,602-385) 9.36
8.	Taylor Bruns (2009-12)	(2,858-377) 7.58
9.	Jodi Thompson (1991-94)	(3,237-495) 6.54
10.	Kelly Morrow (1993-96)	(2,136-354) 6.03

ACES

Rank	Name (Years)	Aces
1.	Cally Plummer (1998-02)	243
2.	Teri Montoya (1983-84)	214
3.	Tammy Correll (1987-90)	190
4.	Lori Rowe (1983-86)	186
5.	Jodi Thompson (1991-94)	162
6.	Megan Hosp (1999-02)	132
7.	Ashley Edlund (1995-98)	130
8.	Kim Brown (1983-84)	129
9.	Colleen McKenzie (1985-88)	119
10.	Shellie Higgins (1983-84)	116

ACES PER SET
(Minimum 75 Aces)

Rank	Name (Years)	(A-SP) A/S
1.	Teri Montoya (1983-84)	(214-254) 0.84
2.	Cally Plummer (1998-02)	(243-394) 0.62
3.	Kim Brown (1983-84)	(129-254) 0.51
4.	Shellie Higgins (1983-84)	(116-254) 0.46
5.	Tammy Correll (1987-90)	(190-447) 0.43
6.	Lori Rowe (1983-86)	(186-507) 0.37
7.	Crystal Moore (1997-99)	(82-240) 0.34
8.	Megan Hosp (1999-02)	(132-387) 0.34
9.	Jodi Thompson (1991-94)	(162-495) 0.33
10.	Diane Mitchell (1990-93)	(89-275) 0.32

DIGS

Rank	Name (Years)	Digs
1.	Sarah Cline (2006-09)	1,464
2.	Diane Denton (1985-88)	1,462
3.	Hannah Lawing (2007-10)	1,334
4.	Jodi Thompson (1991-94)	1,332
5.	Amy Iannocari (1991-94)	1,196
6.	Ashley Edlund (1995-98)	1,160
7.	Megan Hosp (1999-02)	1,079
8.	Shani Abshier (1994-97)	1,049
9.	Juliette Thévenin (2010-13)	1,012
10.	Paige Wheeler (2010-12)	1,001

DIGS PER SET
(Minimum 500 Digs)

Rank	Name (Years)	(D-SP) D/S
1.	Fernanda Laires (1996-97)	(839-208) 4.03
2.	Kori Ermigarat (1994-95)	(920-233) 3.95
3.	Paige Wheeler (2010-12)	(1,001-280) 3.58
4.	Sarah Cline (2006-09)	(1,464-422) 3.47
5.	Hannah Lawing (2007-10)	(1,334-398) 3.35
6.	Crystal Moore (1997-99)	(765-240) 3.19
7.	Diane Denton (1985-88)	(1,462-477) 3.06
8.	Katie Gerst (1992-94)	(986-334) 2.95
9.	Shani Abshier (1994-97)	(1,049-357) 2.94
10.	Megan Hosp (1999-02)	(1,079-387) 2.79

BLOCK SOLOS

Rank	Name (Years)	Block Solos
1.	Stephanie Pflughaupt (1986-89)	264
2.	Lori Rowe (1983-86)	191
3.	Amy Collinsworth (1990-93)	117
4.	Libby Ralston (1989-92)	110
5.	Jennifer Guess (1990-93)	79
6.	Heather Larkin (1994-97)	74
7.	Belita Salters (2005-08)	65
8.	Lorri Anderson (1984-85)	62
9.	Toni Venturini (1984-85)	49
10.	Megan Laughlin (2007-10)	46
	Berna Dwyer (1999-02)	46

BLOCK ASSISTS

Rank	Name (Years)	Block Assists
1.	Stephanie Pflughaupt (1986-89)	461
2.	Lori Rowe (1983-86)	450
3.	Amy Collinsworth (1990-93)	358
4.	Heather Larkin (1994-97)	344
5.	Jennifer Guess (1990-93)	328
6.	Lori Drost (1994-97)	306
7.	Belita Salters (2005-08)	305
8.	Sam Alban (1999-02)	285
9.	Berna Dwyer (1999-02)	278
10.	Cindy Robarge (1995-98)	276

TOTAL BLOCKS

Rank	Name (Years)	Total Blocks
1.	Stephanie Pflughaupt (1986-89)	725
2.	Lori Rowe (1983-86)	641
3.	Amy Collinsworth (1990-93)	475
4.	Heather Larkin (1994-97)	418
5.	Jennifer Guess (1990-93)	407
6.	Libby Ralston (1989-92)	383
7.	Belita Salters (2005-08)	370
8.	Lori Drost (1994-97)	349
9.	Sam Alban (1999-02)	328
10.	Berna Dwyer (1999-02)	324

BLOCKS PER SET
(Minimum 150 Blocks)

Rank	Name (Years)	(B-SP) B/S
1.	Stephanie Pflughaupt (1986-89)	(725-455) 1.59
2.	Dee Dee Fortman (1995-97)	(248-196) 1.27
3.	Lori Rowe (1983-86)	(641-507) 1.26
4.	Sue Little (1983)	(162-131) 1.24
5.	Libby Ralston (1989-92)	(383-310) 1.24
6.	Danika Taylor (1998-99)	(238-206) 1.16
7.	Lauren Ford (2003-05)	(280-251) 1.12
8.	Heather Larkin (1994-97)	(418-395) 1.06
9.	Amy Collinsworth (1990-93)	(475-450) 1.06
10.	Lorri Anderson (1984-85)	(186-178) 1.05

TOTAL POINTS

Rank	Name (Years)	Points
1.	Lori Rowe (1983-86)	2457.0
2.	Shonda Cole (2003-06)	2029.0
3.	Cally Plummer (1998-2002)	1749.5
4.	Juliette Thévenin (2010-13)	1,744.5
5.	Stephanie Pflughaupt (1986-89)	1679.5
6.	Heather Larkin (1994-97)	1636.0
7.	Kim DeNeve (1986-89)	1401.5
8.	Berna Dwyer (1999-2002)	1399.0
9.	Amy Iannocari (1991-94)	1386.5
10.	Ivana Kujundzic (2006-09)	1345.0

POINTS PER SET
(Minimum 500 Points)

Rank	Name (Years)	(P-SP) P/S
1.	Shonda Cole (2003-06)	(2,029.0-417) 4.87
2.	Lori Rowe (1983-86)	(2,457.0-507) 4.85
3.	Juliette Thévenin (2010-present)	(1,744.5-391) 4.46
4.	Cally Plummer (1998-2002)	(1,749.5-362) 4.44
5.	Heather Larkin (1994-97)	(1,636.0-395) 4.14
6.	Kori Ermigarat (1994-95)	(946.5-233) 4.06
7.	Berna Dwyer (1999-2002)	(1,399.0-366) 3.82
8.	Crystal Moore (1997-99)	(892.5-240) 3.72
9.	Stephanie Pflughaupt (1986-89)	(1,679.5-455) 3.69
10.	Kim DeNeve (1986-89)	(1,401.5-381) 3.68

Note: Season statistics were not kept until 1983.

Current players in *italics*

INDIVIDUAL MATCH RECORDS

KILLS

3-SET MATCHES

Rank	Name	Opponent (Date)	Kills
1.	Shonda Cole	Georgia (11/15/2006)	27
2.	Amy Iannocari	Kentucky (10/30/1994)	23
3.	Shonda Cole	Arkansas (10/27/2006)	22
4.	Juliette Thévenin	Montana (8/26/2011)	21
	Cally Plummer	LSU (9/22/2000)	21
	Heather Larkin	North Carolina State (9/6/1997)	21
	Shani Abshier	Kentucky (11/17/1996)	21
	Lori Rowe	USF (10/7/1983)	21
	Lori Rowe	Appalachian State (9/17/1983)	21

4-SET MATCHES

Rank	Name	Opponent (Date)	Kills
1.	Shonda Cole	Florida (9/17/2006)	35
2.	Shonda Cole	College of Charleston (11/22/2006)	29
	Shonda Cole	Tennessee (11/12/2006)	29
4.	Hannah Lawing	Harvard (9/12/2009)	28
	Amy Iannocari	Florida (11/13/1994)	28

5-SET MATCHES

Rank	Name	Opponent (Date)	Kills
1.	Shonda Cole	TCU (8/25/2006)	37
2.	Shonda Cole	Auburn (9/15/2006)	36
	Shonda Cole	Clemson (8/31/2006)	36
4.	Shonda Cole	St. John's (9/8/2006)	32
	Lori Rowe	Louisville (10/28/1983)	32

ATTACKS

3-SET MATCHES

Rank	Name	Opponent (Date)	Attacks
1.	Cally Plummer	Tennessee (11/3/2000)	54
2.	Amy Iannocari	Kentucky (10/30/1994)	53
3.	Shonda Cole	Kentucky (10/8/2006)	52
4.	Juliette Thévenin	Montana (8/26/2011)	50
	Kori Ermigarat	Xavier (9/1/1995)	50

4-SET MATCHES

Rank	Name	Opponent (Date)	Attacks
1.	Shonda Cole	Tennessee (11/12/2006)	73
2.	Shonda Cole	North Carolina (11/27/2004)	72
3.	Shonda Cole	College of Charleston (11/22/2006)	65
	Shonda Cole	Alabama (11/17/2006)	65
	Shonda Cole	Florida (9/17/2006)	65

5-SET MATCHES

Rank	Name	Opponent (Date)	Attacks
1.	Kori Ermigarat	Maryland (9/16/1995)	75
2.	Juliette Thévenin	Clemson (9/6/13)	73
	Juliette Thévenin	Alabama (11/16/2012)	73
	Amy Iannocari	Louisiana Tech (9/19/1992)	73
4.	Shonda Cole	Auburn (9/15/2006)	71
5.	Ivana Kujundzic	Rice (9/11/2009)	70
	Lori Rowe	Louisville (10/28/1983)	70

HITTING PERCENTAGE

3-SET MATCHES (MINIMUM 15 ATTACKS)

Rank	Name	Opponent (Date)	(K-E-A) Pct.
1.	Lori Rowe	Appalachian State (9/17/1983)	(21-1-23) .870
2.	Belita Salters	Mississippi State (11/23/2008)	(15-0-19) .789
3.	Lori Rowe	East Carolina (11/12/1983)	(11-0-15) .733
	Megan Laughlin	South Carolina State (10/23/2008)	(11-0-15) .733
5.	Lori Rowe	Chattanooga (10/8/1983)	(12-0-17) .706

4-SET MATCHES (MINIMUM 20 ATTACKS)

Rank	Name	Opponent (Date)	(K-E-A) Pct.
1.	Berna Dwyer	LSU (10/6/2002)	(17-0-25) .680
2.	Danika Taylor	Mississippi State (9/25/1998)	(16-0-26) .615
3.	Berna Dwyer	Georgia (11/17/2002)	(19-2-29) .586
4.	Niece Curry	LSU (10/6/2002)	(21-3-31) .581
5.	Bethanie Thomas	Elon (9/3/2011)	(16-1-26) .577

5-SET MATCHES (MINIMUM 25 ATTACKS)

Rank	Name	Opponent (Date)	(K-E-A) Pct.
1.	Sam Alban	New Mexico (9/8/2000)	(19-3-28) .571
2.	Niece Curry	Clemson (9/10/2002)	(15-1-25) .560
3.	Belita Salters	UNLV (8/30/2008)	(21-2-35) .543
4.	Belita Salters	Rhode Island (9/5/2008)	(17-2-28) .536
5.	Meredith Moorhead	Kentucky (11/10/2006)	(15-2-25) .520

ASSISTS

3-SET MATCHES

Rank	Name	Opponent (Date)	Assists
1.	Megan Hosp	LSU (9/22/2000)	64
2.	Ashley Edlund	Kentucky (10/20/1995)	59
3.	Megan Hosp	Tennessee (11/3/2000)	55
4.	Jodi Thompson	Kentucky (10/30/1994)	54
5.	Ashley Edlund	Arkansas (11/22/1997)	53
	Kelly Morrow	Appalachian State (9/24/1993)	53

4-SET MATCHES

Rank	Name	Opponent (Date)	Assists
1.	Megan Hosp	Arkansas (9/24/2000)	72
2.	Ashley Edlund	Mississippi State (9/27/1996)	71
3.	Ashley Edlund	Alabama (10/6/1996)	70
	Ashley Edlund	Georgia (11/12/1995)	70
5.	Megan Hosp	Auburn (10/22/1999)	69

5-SET MATCHES

Rank	Name	Opponent (Date)	Assists
1.	Tammy Correll	George Washington (11/12/1988)	84
2.	Julie Morrison	North Carolina State (11/7/1986)	74
3.	Megan Hosp	Northern Illinois (9/8/2000)	65
4.	Iris Santos	Auburn (10/22/2006)	64
	Megan Hosp	Michigan (9/17/1999)	64
	Ashley Edlund	Kentucky (11/5/1995)	64
	Kelly Morrow	Auburn (10/2/1994)	64

ACES

3-SET MATCHES

Rank	Name	Opponent (Date)	Aces
1.	Megan Hosp	Creighton (9/7/2002)	8
	Cally Plummer	Auburn (10/11/1998)	8
3.	Ashley Edlund	Alabama (10/9/1998)	7
4.	Taylor Bruns	Alabama (11/6/2011)	6
	Lynae Vanden Hull	Auburn (10/17/2004)	6
	Megan Hosp	Auburn (9/27/2002)	6
	Berna Dwyer	Auburn (10/26/2001)	6
	Diane Mitchell	Coastal Carolina (9/10/1993)	6
	Lori Rowe	Mississippi State (9/30/1983)	6

4-SET MATCHES

Rank	Name	Opponent (Date)	Aces
1.	Cally Plummer	Clemson (10/10/2001)	8
	Amy Collinsworth	Jacksonville (9/6/1991)	8
3.	Jordan Bradosky	The Citadel (9/26/2010)	6
	Cally Plummer	Arkansas (10/4/2002)	6
	Cally Plummer	North Carolina (11/24/2001)	6
	Cally Plummer	Kentucky (11/8/1998)	6
	Cally Plummer	LSU (10/22/1998)	6
	Cally Plummer	Florida (10/2/1998)	6

5-SET MATCHES

Rank	Name	Opponent (Date)	Aces
1.	Lori Rowe	Cincinnati (10/29/1983)	9
2.	Taylor Bruns	BYU (8/28/2010)	6
	Shonda Cole	Alabama (10/1/2006)	6
	Kim DeNeve	Washington State (9/23/1988)	6
5.	Shonda Cole	LSU (9/23/2005)	5
	Katelyn Panzau	George Washington (9/20/2003)	5
	Lynae Vanden Hull	Santa Clara (9/18/2003)	5
	Cally Plummer	Clemson (9/10/2002)	5
	Cally Plummer	Michigan (9/17/1999)	5
	Dee Dee Fortman	Kentucky (10/24/1997)	5

INDIVIDUAL MATCH RECORDS

DIGS

3-SET MATCHES

Rank	Name	Opponent (Date)	Digs
1.	Kori Ermigarat	Kentucky (10/20/1995)	30
2.	Hannah Lawing	Furman (9/10/2010)	26
	Kori Ermigarat	UNC Greensboro (9/6/1995)	26
	Jodi Thompson	Mercer (9/4/1993)	26
5.	Amy Iannocari	Appalachian State (9/24/1993)	25

4-SET MATCHES

Rank	Name	Opponent (Date)	Digs
1.	Yajaira Cadet	North Carolina (12/6/2002)	30
	Kori Ermigarat	Georgia (11/12/1995)	30
3.	Paige Wheeler	LSU (11/13/2011)	28
	Paige Wheeler	Elon (9/3/2011)	28
	Dinelia Concepcion	Alabama (11/17/2006)	28

5-SET MATCHES

Rank	Name	Opponent (Date)	Digs
1.	Hannah Lawing	Mississippi State (11/13/2010)	38
2.	Sarah Cline	Arkansas (11/2/2007)	36
	Jodi Thompson	Louisiana Tech (9/19/1992)	36
4.	Shani Abshier	Maryland (9/16/1995)	33
5.	Diane Denton	Florida (10/11/1988)	32

BLOCK SOLOS

3-SET MATCHES

Rank	Name	Opponent (Date)	Blocks
1.	Teresa Stenlund	Lipscomb (9/11/2010)	5
	Lori Rowe	Western Carolina (9/24/1983)	5
3.	Belita Salters	Virginia Commonwealth (8/31/2007)	4
	Belita Salters	Boston College (8/25/2007)	4
	Nicole Miller	Mercer (9/3/2005)	4
	Katie Gerst	Davidson (9/12/1994)	4
	Jennifer Guess	Mississippi State (10/3/1993)	4

4-SET MATCHES

Rank	Name	Opponent (Date)	Blocks
1.	Stephanie Pflughaupt	Charlotte (10/5/1988)	9
2.	Stephanie Pflughaupt	Rice (10/18/1986)	5
3.	Heather Larkin	Arkansas (10/5/1997)	4
	Katie Gerst	UNC Asheville (9/25/1993)	4
5.	<i>Darian Dozier</i>	<i>Jacksonville (8/30/2014)</i>	3
	Nicole Miller	Pittsburgh (9/2/2005)	3
	Lauren Ford	Mississippi (10/8/2004)	3
	Berna Dwyer	American (12/5/2002)	3
	Danika Taylor	Mississippi State (9/25/1998)	3
	Heather Larkin	Georgia (9/26/1997)	3
	Heather Larkin	Mississippi (9/29/1996)	3
	Lori Drost	Mississippi State (9/27/1996)	3
	Dee Dee Fortman	Alabama (10/15/1995)	3
	Heather Larkin	Georgia (9/24/1995)	3
	Stephanie Pflughaupt	Georgia (9/14/1988)	3

5-SET MATCHES

Rank	Name	Opponent (Date)	Blocks
1.	Juliette Thévenin	Alabama (11/16/2012)	4
	Lori Rowe	North Carolina (10/7/1983)	4
3.	Bethanie Thomas	East Tennessee State (8/25/2012)	3
	Belita Salters	LSU (10/26/2008)	3
	Megan Laughlin	LSU (10/28/2007)	3
	Megan Laughlin	Maryland (9/1/2007)	3
	Lynae Vanden Hull	Mississippi State (10/15/2006)	3
	Heather Larkin	Alabama (9/30/1994)	3
	Jennifer Guess	College of Charleston (10/20/1993)	3

Lori Rowe

Memphis (10/14/1983)

3

BLOCK ASSISTS

3-SET MATCHES

Rank	Name	Opponent (Date)	Blocks
1.	Lori Rowe	College of Charleston (10/4/1983)	11
	Lori Rowe	Western Carolina (9/24/1983)	11
3.	Dee Dee Fortman	Kentucky (10/20/2005)	9
	Dee Dee Fortman	Illinois State (12/4/1997)	9
	Jennifer Guess	Alabama (10/1/1993)	9
	Lori Rowe	Virginia Tech (11/18/1983)	9

4-SET MATCHES

Rank	Name	Opponent (Date)	Blocks
1.	Libby Ralston	Jacksonville (9/6/1991)	15
2.	Stephanie Pflughaupt	Georgia (9/14/1988)	13
3.	Belita Salters	North Carolina (9/10/2005)	10
	Lauren Ford	Mississippi (10/8/2004)	10
	Berna Dwyer	Georgia (11/17/2002)	10
	Berna Dwyer	Arizona State (9/6/2002)	10
	Dee Dee Fortman	Georgia (11/12/1995)	10
	Dee Dee Fortman	Tennessee (10/22/1995)	10
	Heather Larkin	Tennessee (10/14/1994)	10

5-SET MATCHES

Rank	Name	Opponent (Date)	Blocks
1.	Heather Larkin	Kentucky (10/7/1994)	12
2.	Crystal Johnson	St. John's (9/8/2006)	11
3.	Danika Taylor	Michigan (9/17/1999)	10
	Lori Drost	Maryland (9/16/1995)	10
	Amy Collinsworth	College of Charleston (10/20/1993)	10
	Stephanie Pflughaupt	Memphis (11/22/1986)	10
	Lori Rowe	Louisville (10/28/1983)	10
	Lori Rowe	Georgia (10/1/1983)	10

TOTAL BLOCKS

3-SET MATCHES

Rank	Name	Opponent (Date)	Blocks
1.	Lori Rowe	Western Carolina (9/24/1983)	16
2.	Dee Dee Fortman	Kentucky (10/20/1995)	12
3.	Dee Dee Fortman	Illinois State (12/4/1997)	10
	Jennifer Guess	Alabama (10/1/1993)	10
	Lori Rowe	Virginia Tech (11/18/1983)	10
	Lori Rowe	USF (10/7/1983)	10

4-SET MATCHES

Rank	Name	Opponent (Date)	Blocks
1.	Libby Ralston	Jacksonville (9/6/1991)	16
	Stephanie Pflughaupt	Georgia (9/14/1988)	16
3.	Lauren Ford	Mississippi (10/8/2004)	13
4.	Heather Larkin	Tennessee (10/14/1994)	12
	Katie Gerst	UNC Asheville (9/25/1993)	12

5-SET MATCHES

Rank	Name	Opponent (Date)	Blocks
1.	Crystal Johnson	St. John's (9/8/2006)	13
2.	Heather Larkin	Kentucky (10/7/1994)	12
	Lori Rowe	Memphis (11/22/1986)	12
4.	Danika Taylor	Michigan (9/17/1999)	11
	Amy Collinsworth	College of Charleston (10/20/1993)	11
	Lori Rowe	North Carolina (10/7/1983)	11

Note: Box scores are only available from 1993 to the present. Limited historical records prior to 1993 were used to aid in the composition of individual match records as well.

Current players in *italics*

TEAM MATCH RECORDS

KILLS

3-SET MATCHES

Rank	Opponent (Date)	Kills
1.	LSU (9/22/2000)	76
2.	Tennessee (11/3/2000)	74
3.	Kentucky (10/20/1995)	69
4.	Clemson (9/16/1998)	66
	Arkansas (11/22/1997)	66

4-SET MATCHES

Rank	Opponent (Date)	Kills
1.	Georgia (11/12/1995)	88
2.	Arkansas (9/24/2000)	86
3.	Florida (10/31/1997)	83
4.	Florida (9/17/2006)	82
	Houston (9/16/2005)	82
	LSU (10/25/1996)	82
	Alabama (10/6/1996)	82

5-SET MATCHES

Rank	Opponent (Date)	Kills
1.	North Carolina State (11/7/1986)	99
2.	Arkansas (11/23/1996)	86
3.	Arkansas (11/2/2007)	85
	Georgia (11/18/2000)	85
	Northern Illinois (9/8/2000)	85
	Michigan (9/17/1999)	85

TEAM MATCH RECORDS

ATTACKS

3-SET MATCHES

Rank	Opponent (Date)	Attacks
1.	Arkansas (11/22/1997)	179
2.	Tennessee (11/3/2000)	177
3.	Mississippi State (10/8/1995)	171
4.	San Diego (9/13/2002)	166
5.	LSU (9/22/2000)	165

4-SET MATCHES

Rank	Opponent (Date)	Attacks
1.	USF (9/17/1994)	235
2.	Arkansas (9/24/2000)	223
3.	Kentucky (10/22/1993)	220
4.	LSU (10/25/1996)	219
5.	Mississippi State (9/27/1996)	218
	Georgia (11/12/1995)	218

5-SET MATCHES

Rank	Opponent (Date)	Attacks
1.	Northern Illinois (9/8/2000)	243
2.	Tennessee (11/11/2007)	241
	Maryland (9/16/1995)	241
4.	Arkansas (11/2/2007)	234
5.	Arkansas (11/23/1996)	225

HITTING PERCENTAGE

3-SET MATCHES

Rank	Opponent (Date)	(K-E-A) Pct.
1.	SC State (10/23/2008)	(50-3-80) .587
2.	Liberty (9/1/2000)	(62-7-98) .561
3.	Mississippi State (11/23/2008)	(48-3-84) .536
4.	Louisville (9/26/1986)	(N/A) .530
5.	Troy (9/7/2007)	(52-6-92) .500
	Auburn (9/27/2002)	(53-8-90) .500

4-SET MATCHES

Rank	Opponent (Date)	(K-E-A) Pct.
1.	Mississippi State (9/25/1998)	(80-8-165) .436
2.	American (9/7/1996)	(44-7-85) .435
3.	Mississippi (10/16/2011)	(61-11-127) .394
4.	Arkansas (10/5/1997)	(73-7-170) .388
5.	North Carolina (11/24/2001)	(78-18-160) .375

5-SET MATCHES

Rank	Opponent (Date)	(K-E-A) Pct.
1.	Arkansas (11/23/2012)	(68-17-143) .357
2.	Kentucky (10/24/1997)	(81-17-187) .342
3.	Michigan State (9/18/2004)	(64-17-143) .329
4.	Clemson (9/10/2002)	(74-22-162) .321
5.	ETSU (8/25/2012)	(70-21-165) .297

ASSISTS

3-SET MATCHES

Rank	Opponent (Date)	Assists
1.	LSU (9/22/2000)	73
2.	Tennessee (11/3/2000)	69
3.	Kentucky (10/20/1995)	63
4.	Mississippi (11/21/1997)	60
5.	Georgia (11/15/2006)	58
	Mississippi State (11/3/2002)	58

4-SET MATCHES

Rank	Opponent (Date)	Assists
1.	Arkansas (9/24/2000)	81
2.	Florida (9/17/2006)	76
3.	Alabama (10/6/1996)	74
4.	LSU (10/25/1996)	73
	Mississippi State (9/27/1996)	73

5-SET MATCHES

Rank	Opponent (Date)	Assists
1.	North Carolina State (11/7/1986)	95
2.	Arkansas (11/2/2007)	80
3.	Tennessee (11/11/2007)	79
	Northern Illinois (9/8/2000)	79
5.	Auburn (9/14/2007)	76

ACES

3-SET MATCHES

Rank	Opponent (Date)	Aces
1.	Auburn (10/17/2004)	16
	Alabama (9/29/2002)	16
	Creighton (9/7/2002)	16
	Auburn (10/11/1998)	16
5.	Auburn (9/27/2002)	15
	Tennessee (10/26/1997)	15

4-SET MATCHES

Rank	Opponent (Date)	Aces
1.	Jacksonville (9/6/1991)	22
2.	Kentucky (11/8/1998)	16
	Arkansas (10/5/1997)	16
	Western Carolina (9/3/1993)	16
5.	Mississippi (10/12/1997)	15

5-SET MATCHES

Rank	Opponent (Date)	Aces
1.	Santa Clara (9/18/2003)	15
	New Mexico (9/8/2000)	15
	Washington State (9/23/1988)	15
4.	George Washington (9/20/2003)	14
5.	Indiana (9/13/2003)	13
	Michigan (9/17/1999)	13

DIGS

3-SET MATCHES

Rank	Opponent (Date)	Digs
1.	Mississippi State (10/8/1995)	96
	UNC Greensboro (9/6/1995)	96
3.	Kentucky (10/30/1994)	92
4.	Appalachian State (9/24/1993)	91
5.	Mississippi State (11/17/1995)	89

4-SET MATCHES

Rank	Opponent (Date)	Digs
1.	Charlotte (10/26/1993)	120
2.	Mississippi State (9/27/1996)	118
3.	LSU (10/25/1996)	113
4.	Kentucky (10/22/1993)	110
5.	Mississippi State (10/22/2000)	109

5-SET MATCHES

Rank	Opponent (Date)	Digs
1.	Maryland (9/16/1995)	136
2.	Mississippi State (11/13/2010)	114
	George Washington (11/12/1988)	114
4.	Arkansas (11/2/2007)	108
5.	Tennessee (11/11/2007)	106
	Alabama (9/30/1994)	106

BLOCK SOLOS

3-SET MATCHES

Rank	Opponent (Date)	Block Solos
1.	Mercer (9/3/2005)	9
2.	Georgia (10/24/2002)	7
3.	Lipscomb (9/11/2010)	6
	George Washington (9/1/2007)	6
	Tennessee (11/7/1997)	6
	Davidson (9/4/1995)	6

4-SET MATCHES

Rank	Opponent (Date)	Block Solos
1.	Charlotte (10/5/1988)	17
2.	Illinois-Chicago (9/7/1996)	12
3.	Dayton (8/29/2008)	8
	UNC Asheville (9/25/1993)	8
	Florida (9/6/1986)	8

5-SET MATCHES

Rank	Opponent (Date)	Block Solos
1.	Maryland (9/1/2007)	7
2.	Mississippi State (10/15/2006)	6
	Arkansas (9/25/2005)	6
	Memphis (11/22/1986)	6
5.	LSU (10/28/2007)	5

St. John's (9/8/2006)	5
Alabama (9/30/1994)	5

BLOCK ASSISTS

3-SET MATCHES

Rank	Opponent (Date)	Block Assists
1.	Tennessee (11/9/2005)	28
	Kentucky (10/20/1995)	28
3.	Auburn (10/31/2003)	26
	Illinois State (12/4/1997)	26
	Mississippi State (10/8/1995)	26

4-SET MATCHES

Rank	Opponent (Date)	Block Assists
1.	Georgia (11/12/1995)	36
2.	Mississippi (10/8/2004)	34
3.	North Carolina (9/10/2005)	32
4.	Kentucky (10/16/1998)	30
	Tennessee (10/14/1994)	30

5-SET MATCHES

Rank	Opponent (Date)	Block Assists
1.	College of Charleston (9/7/1991)	41
2.	Kentucky (10/7/1994)	36
3.	College of Charleston (10/20/1993)	34
4.	St. John's (9/8/2006)	30
5.	Santa Clara (9/18/2003)	28
	Michigan (9/17/1999)	28
	Colorado State (12/4/1998)	28
	UCF (8/31/1996)	28
	Memphis (11/22/1986)	28

TOTAL BLOCKS

3-SET MATCHES

Rank	Opponent (Date)	Total Blocks
1.	Kentucky (10/20/1995)	18.0
2.	Mercer (9/3/2005)	17.0
3.	Tennessee (11/9/2005)	16.0
4.	Winthrop (11/26/2005)	14.0
	Auburn (10/31/2003)	14.0
	Illinois State (12/4/1997)	14.0
	Alabama (10/1/1993)	14.0

4-SET MATCHES

Rank	Opponent (Date)	Total Blocks
1.	Tennessee (10/14/1994)	22.0
2.	Mississippi (10/8/2004)	21.0
	Georgia (11/12/1995)	21.0
4.	UNC Asheville (9/25/1993)	20.0
5.	North Carolina (9/10/2005)	19.0
	American (12/5/2002)	19.0

5-SET MATCHES

Rank	Opponent (Date)	Total Blocks
1.	North Carolina (10/19/1988)	22.0
2.	College of Charleston (9/7/1991)	21.5
3.	College of Charleston (10/20/1993)	21.0
4.	St. John's (9/8/2006)	20.0
	Memphis (11/22/1986)	20.0

Note: Box scores are only available from 1993 to the present. Limited historical records prior to 1993 were used to aid in the composition of individual match records as well.



SCOTT SWANSON

Head Coach • Fourth Year at South Carolina

- Coached seven teams that played in the NCAA Tournament (Arizona State 1999, 2000, Minnesota 2006-10)
- Part of staff for eight All-Americans
- Recruited three top-10 classes to Minnesota

The 11th head coach in Gamecock Volleyball history, Scott Swanson looks to continue building the South Carolina program into a national contender entering his fourth season in Columbia.

Last season under Swanson's guidance, outside hitter Juliette Thévenin became just the second Gamecock in school history to earn AVCA All-America honors as she was named honorable mention All-American. Thévenin was also a first-team AVCA All-Southeast Region and All-SEC selection as she left the program ranked in the top 10 in six career categories.

Swanson guided the Gamecocks to an 18-14 record in 2012, the program's second winning season in the last decade. South Carolina got off to a program-best 13-0 start and improved its hitting percentage for a second straight season, ranking second in the SEC with a percentage of .255, an improvement of 29 points from the previous year. Outside hitter Juliette Thévenin garnered second-team All-SEC honors after she ranked second in SEC play with 4.40 kills per set and 4.81 points per set, becoming the first Gamecock since 2008 to receive an All-SEC award.

In Swanson's first season, the Gamecocks went 14-16 and improved its offensive efficiency and its backline defense under his guidance. The team led the SEC with a 16.78 digs average, the best mark in four years for the Gamecocks, and hit .226, a 45-point improvement from the 2011 season. Three times, South Carolina student-athletes garnered an SEC weekly award, with Thévenin picking up the first offensive listing and Paige Wheeler twice gaining the defensive certificate.

Swanson's teams have also proved themselves in the classroom, earning the Team Academic Award from the American Volleyball Coaches Association in 2011-12, 2012-13 and 2013-14. A total of 13 Gamecocks made the SEC Academic Honor Roll in 2013-14, 15 in 2012-13 and 13 received the honor in 2011-12. The team also claimed the department's Life Skills Team of the Year award in 2011-12, honoring the group for its academic achievements, personal development and work in the community.

Prior to his current head coaching job, Swanson spent five years on the sidelines for the Golden Gophers, helping the team to five-consecutive NCAA Tournament appearances and a 125-46 record. Three times, Minnesota finished second in the Big Ten behind perennial power Penn State. The 2009 team advanced to the national semifinals in the NCAA Tournament.

During his tenure in Minneapolis, Swanson helped the Golden Gophers become an elite blocking team. In five years, Minnesota never ranked lower than 35th in NCAA Division I in blocks. The 2007 team set a program record with 3.54 blocks per set. Five Golden Gophers earned All-America accolades during those five years, including 2009 first-team middle blocker and 2012 US National Team pool member Lauren Gibbemeyer.

Swanson also led the Gophers' recruiting efforts, posting three top-10 recruiting classes according to PrepVolleyball.com. The 2009 group earned top honors from the outlet.

The summer of 2009, Swanson spent time with USA Volleyball's A-2 Junior National Team, and he coached the USA Red team to a second-place showing in the 2008 USA Adult Open Championships.

Swanson brings in four years of head coaching experience to Columbia after his tenure at the University of Texas-El Paso. With a 50-61 career record, Swanson had the team on the brink of the NCAA Tournament in 2005, when the Miners went 21-10. Three players earned all-conference honors under Swanson's tutelage, including honorable mention All-American Kari Stacy. He also inked a high school All-American and saw his team improve in the classroom to a department-best 3.2 GPA in 2005.

Prior to UTEP, Swanson spent six years at his alma mater, Arizona State. He helped the team to two NCAA Tournament appearances during his time in Tempe and coached one second-team All-American and two Pac-10 All-Freshman Team players. Two of his Sun Devil players garnered Academic All-America certificates as well.

Swanson started his coaching career at Mountain View (Ariz.) High School, working as an assistant with the varsity team and leading his junior varsity group to a 17-1 record. As a head coach with the Arizona East Valley Juniors club, he led a 16-1s team to a national runner-up finish and earned Cactus Region Coach of the Year honors. He also served as head coach at Camelback High School before landing the job with Arizona State, where he also played club volleyball.

A graduate of ASU, Swanson is married to the former Erin Meier. The couple has two daughters, Rylee Sue and Haylen Rae.

HEAD COACHING RECORD

Year	School	W	L	PCT	W	L	PCT	Finish
2002	UTEP	11	14	.440	6	7	.462	2nd WAC East
2003	UTEP	8	22	.267	2	11	.154	5th WAC East
2004	UTEP	10	15	.400	2	11	.154	4th WAC East
2005	UTEP	21	10	.677	10	6	.625	4th CUSA
2011	South Carolina	14	16	.467	5	15	.250	5th SEC East
2012	South Carolina	18	14	.563	6	14	.300	6th SEC East
2013	South Carolina	12	19	.387	3	15	.167	T-11th SEC
2014	South Carolina	3	0	1.000	--	--	--	
TOTAL 6+ Years		97	110	.469	34	79	.301	

ASSISTANT COACHING RECORD

Year	School	W	L	PCT	W	L	PCT	Finish
1996	Arizona State	9	15	.375	4	14	.222	8th Pac-10
1997	Arizona State	13	16	.448	4	14	.222	8th Pac-10
1998	Arizona State	11	14	.440	8	10	.444	T-5th Pac-10
1999	Arizona State	14	13	.519	10	8	.556	5th Pac-10
2000	Arizona State	18	12	.600	9	9	.500	T-5th Pac-10
2001	Arizona State	10	16	.385	5	13	.278	7th Pac-10
2006	Minnesota	26	8	.765	17	3	.850	T-2nd Big Ten
2007	Minnesota	18	13	.581	11	9	.550	T-3rd Big Ten
2008	Minnesota	27	7	.794	16	4	.800	2nd Big Ten
2009	Minnesota	28	9	.757	15	5	.750	3rd Big Ten
2010	Minnesota	26	8	.765	14	6	.700	2nd Big Ten
TOTAL 11 Years		200	131	.604	113	95	.543	

THE SWANSON TIMELINE

Coaching

2011-present	Head coach, South Carolina
2006-2010	Assistant coach, associate head coach, Minnesota
2009	Assistant coach, USA Volleyball A-2 Women's Team
2002-2005	Head coach, UTEP
1996-2001	Assistant coach, associate head coach, Arizona State
1994-1995	Head coach, Camelback High School
1993-2000	Head coach, Arizona East Valley Juniors
1991-1992	Assistant coach, Mountain View High School

Education

1995	B.A., Family studies and human development, Arizona State
------	---



3 - DESSAA LEGROS

5-10 • So. • MB/OH • Kennesaw, Ga. (Allatoona)

SEASON NOTES

- Has not played.

Season Highs

Kills N/A

Attempts N/A

Hit. % (Min. 12 Att.) N/A

Assists N/A

Service Aces N/A

Digs N/A

Blocks Solo N/A

Block Assists N/A

Total Blocks N/A

2014 Match-By-Match Statistics

DATE	OPP	SP	KILL	ERR	ATT	PCT	AST	SA	SE	RE	DIG	BS	BA	BE	TB	BHE	P
8/29	Gardner-Webb	--	--	--	--	--	--	--	DNP	--	--	--	--	--	--	--	--
8/30	Jacksonville	--	--	--	--	--	--	--	DNP	--	--	--	--	--	--	--	--
8/30	Georgia Tech	--	--	--	--	--	--	--	DNP	--	--	--	--	--	--	--	--
9/5	vs. Clemson																
9/6	vs. Furman																
9/6	at Winthrop																
9/12	at Campbell																
9/13	vs. Elon																
9/13	vs. North Florida																
9/19	Norfolk State																
9/19	Eastern Kentucky																
9/20	The Citadel																
9/26	Ole Miss																
9/28	Kentucky																
10/3	at Mississippi State																
10/5	at Auburn																
10/12	at Alabama																
10/15	Florida																
10/19	Texas A&M																
10/21	at Coastal Carolina																
10/24	Mississippi State																
10/26	Missouri																
10/31	at LSU																
11/2	at Ole Miss																
11/9	Alabama																
11/14	at Arkansas																
11/16	Auburn																
11/19	at Tennessee																
11/23	at Georgia																
11/26	at Florida																
11/29	LSU																

CAREER STATISTICS

YEAR	SP	MP	KILL	K/S	ERR	ATT	PCT	AST	A/S	SA	SA/S	SE	DIG	D/S	RE	BS	BA	TB	B/S	BE	BHE	P	P/S
2013	76	29	131	1.72	83	433	.111	5	0.07	0	0.00	0	30	0.39	4	0	14	14	0.18	2	0	138.0	1.82



4 - DARIAN DOZIER

6-1 • Jr. • MB/RS • Sandy Spring, Md. (St. Johns College)

SEASON NOTES

- Posted career-highs in total blocks (11) and block solos (3) vs. Jacksonville (8/30).
- Blocks per set average of 2.25 ranks first in the SEC.

Season Highs

Kills

6, Jacksonville (8/30)

Attempts

21, Jacksonville (8/30)

Hit. % (Min. 12 Att.)

.214, Gardner-Webb
(8/29)

Assists

1, Jacksonville (8/30)

Service Aces

N/A

Digs

2, Gardner-Webb (8/29)

Blocks Solo

3, Jacksonville (8/30)

Block Assists

8, Jacksonville (8/30)

Total Blocks

11, Jacksonville (8/30)

Career Highs

Kills

18, Texas A&M
(10/6/13)

Attempts

28, Texas A&M
(10/6/13)

Hit. % (Min. 12 Att.)

.625, Western
Carolina (9/20/13)

Assists

2, LSU (9/16/12)

Service Aces

2, Utah State (9/13/13)

Digs

6, Clemson (9/6/13)

Blocks Solo

3, Jacksonville
(8/30/14)

Block Assists

8, 2x, last vs.
Jacksonville (8/30/14)

Total Blocks

11, Jacksonville
(8/30/14)

2014 Match-By-Match Statistics

DATE	OPP	SP	KILL	ERR	ATT	PCT	AST	SA	SE	RE	DIG	BS	BA	BE	TB	BHE	P
8/29	Gardner-Webb	3	4	1	14	.214	0	0	1	0	2	0	5	1	5.0	0	6.5
8/30	Jacksonville	4	6	4	21	.095	1	0	0	0	1	3	8	0	11.0	1	13.0
8/30	Georgia Tech	1	0	1	5	-.200	0	0	0	0	0	0	2	0	2.0	0	1.0
9/5	vs. Clemson																
9/6	vs. Furman																
9/6	at Winthrop																
9/12	at Campbell																
9/13	vs. Elon																
9/13	vs. North Florida																
9/19	Norfolk State																
9/19	Eastern Kentucky																
9/20	The Citadel																
9/26	Ole Miss																
9/28	Kentucky																
10/3	at Mississippi State																
10/5	at Auburn																
10/12	at Alabama																
10/15	Florida																
10/19	Texas A&M																
10/21	at Coastal Carolina																
10/24	Mississippi State																
10/26	Missouri																
10/31	at LSU																
11/2	at Ole Miss																
11/9	Alabama																
11/14	at Arkansas																
11/16	Auburn																
11/19	at Tennessee																
11/23	at Georgia																
11/26	at Florida																
11/29	LSU																

CAREER STATISTICS

YEAR	SP	MP	KILL	K/S	ERR	ATT	PCT	AST	A/S	SA	SA/S	SE	DIG	D/S	RE	BS	BA	TB	B/S	BE	BHE	P	P/S
2012	96	31	129	1.34	43	325	.265	6	0.06	0	0.00	0	24	0.25	0	7	60	67	0.70	12	0	166.0	1.73
2013	108	31	214	1.98	70	521	.276	6	0.06	8	0.07	24	64	0.59	0	8	107	115	1.06	7	4	283.5	2.62
2014	8	3	10	1.25	6	40	.100	1	0.12	0	0.00	1	3	0.38	0	3	15	18	2.25	1	1	20.5	2.50
TOTAL	212	65	353	1.67	119	886	.264	13	0.06	8	0.04	25	91	0.43	0	18	182	200	0.94	20	5	470.0	2.22



5 - TAYLR MCNEIL

6-2 • Fr. • OH • Eagan, Minn. (Eagan)

SEASON NOTES

- Recorded a match-high 16 kills while hitting .419 and nine digs in Gamecock debut vs. Gardner-Webb (8/29).
- Finished with nine kills and nine digs against Jacksonville (8/30) and Georgia Tech (8/30).
- Kills per set average of 3.09 ranks 12th in the SEC and is third among freshmen in the conference.

Season Highs

Kills

16, Gardner-Webb (8/29)

Attempts

35, Georgia Tech (8/30)

Hit. % (Min. 12 Att.)

.419, Gardner-Webb
(8/29)

Assists

4, Georgia Tech (8/30)

Service Aces

1, Jacksonville (8/30)

Digs

9, 3x, last vs. Georgia
Tech (8/30)

Blocks Solo

N/A

Block Assists

5, Georgia Tech (8/30)

Total Blocks

5, Georgia Tech (8/30)

2014 Match-By-Match Statistics

DATE	OPP	SP	KILL	ERR	ATT	PCT	AST	SA	SE	RE	DIG	BS	BA	BE	TB	BHE	P
8/29	Gardner-Webb	3	16	3	31	.419	0	0	0	0	9	0	1	0	1.0	0	16.5
8/30	Jacksonville	4	9	5	27	.148	0	1	0	0	9	0	3	0	3.0	0	11.5
8/30	Georgia Tech	4	9	4	35	.143	4	0	0	0	9	0	5	1	5.0	0	11.5
9/5	vs. Clemson																
9/6	vs. Furman																
9/6	at Winthrop																
9/12	at Campbell																
9/13	vs. Elon																
9/13	vs. North Florida																
9/19	Norfolk State																
9/19	Eastern Kentucky																
9/20	The Citadel																
9/26	Ole Miss																
9/28	Kentucky																
10/3	at Mississippi State																
10/5	at Auburn																
10/12	at Alabama																
10/15	Florida																
10/19	Texas A&M																
10/21	at Coastal Carolina																
10/24	Mississippi State																
10/26	Missouri																
10/31	at LSU																
11/2	at Ole Miss																
11/9	Alabama																
11/14	at Arkansas																
11/16	Auburn																
11/19	at Tennessee																
11/23	at Georgia																
11/26	at Florida																
11/29	LSU																

CAREER STATISTICS

YEAR	SP	MP	KILL	K/S	ERR	ATT	PCT	AST	A/S	SA	SA/S	SE	DIG	D/S	RE	BS	BA	TB	B/S	BE	BHE	P	P/S
2014	11	3	34	3.09	12	93	.237	4	0.36	1	0.09	0	27	2.45	0	0	9	9	0.82	1	0	39.5	3.55



6 - SARAH BLOMGREN

5-11 • Jr. • RS/OH • Canyon Country, Calif. (Saugus)

SEASON NOTES

- Leads team with a .308 hitting percentage, which ranks 13th in the SEC.
- Had 13 kills while hitting .385 in win over Georgia Tech (8/30).
- Matched career high with five blocks against Gardner-Webb (8/29).

Season Highs

Kills

13, Georgia Tech (8/30)

Attempts

26, Georgia Tech (8/30)

Hit. % (Min. 12 Att.)

.385, Georgia Tech (8/30)

Assists

1, 2x, last vs.

Jacksonville (8/30)

Service Aces

N/A

Digs

5, Gardner-Webb (8/29)

Blocks Solo

N/A

Block Assists

5, Gardner-Webb (8/29)

Total Blocks

5, Gardner-Webb (8/29)

Career Highs

Kills

14, Winthrop (9/7/13)

Attempts

28, 3x, last vs.

Duke (9/14/13)

Hit. % (Min. 12 Att.)

.462, FIU (8/30/13)

Assists

2, LSU (9/16/12)

Service Aces

1, Georgia (11/10/13)

Digs

5, 2x, last vs. Gardner-Webb (8/29/14)

Blocks Solo

1, 4x, last vs.

Arkansas (10/4/13)

Block Assists

5, 4x, last vs.

Gardner-Webb (8/29/14)

Total Blocks

5, 4x, last vs. Gardner-Webb (8/29/14)

2014 Match-By-Match Statistics

DATE	OPP	SP	KILL	ERR	ATT	PCT	AST	SA	SE	RE	DIG	BS	BA	BE	TB	BHE	P
8/29	Gardner-Webb	3	6	3	15	.200	1	0	0	0	5	0	5	0	5.0	1	8.5
8/30	Jacksonville	4	4	1	11	.273	1	0	1	0	2	0	2	0	2.0	0	5.05
8/30	Georgia Tech	4	13	3	26	.385	0	0	0	0	1	0	2	1	2.0	0	14.0
9/5	vs. Clemson																
9/6	vs. Furman																
9/6	at Winthrop																
9/12	at Campbell																
9/13	vs. Elon																
9/13	vs. North Florida																
9/19	Norfolk State																
9/19	Eastern Kentucky																
9/20	The Citadel																
9/26	Ole Miss																
9/28	Kentucky																
10/3	at Mississippi State																
10/5	at Auburn																
10/12	at Alabama																
10/15	Florida																
10/19	Texas A&M																
10/21	at Coastal Carolina																
10/24	Mississippi State																
10/26	Missouri																
10/31	at LSU																
11/2	at Ole Miss																
11/9	Alabama																
11/14	at Arkansas																
11/16	Auburn																
11/19	at Tennessee																
11/23	at Georgia																
11/26	at Florida																
11/29	LSU																

CAREER STATISTICS

YEAR	SP	MP	KILL	K/S	ERR	ATT	PCT	AST	A/S	SA	SA/S	SE	DIG	D/S	RE	BS	BA	TB	B/S	BE	BHE	P	P/S
2012	24	11	19	0.79	18	68	.015	0	0.00	0	0.00	0	2	0.08	0	1	7	8	0.33	4	0	23.5	0.96
2013	102	30	214	2.10	117	542	.179	7	0.07	1	0.01	2	36	0.35	1	5	60	65	0.64	11	0	250.0	2.45
2014	11	3	23	2.09	7	52	.308	2	0.18	0	0.00	1	8	0.73	0	0	9	9	0.82	1	1	27.5	2.45
TOTAL	137	44	256	1.87	142	662	.172	9	0.07	1	0.01	3	46	0.34	1	6	76	82	0.60	16	1	301.0	2.20



7 - JACQY ANGERMILLER

6-2 • So. • MB/RS • Dallas, Texas (LD Bell)

SEASON NOTES

- Blocks per set average of 1.11 ranks 15th in the SEC.
- Recorded season-high five blocks against Gardner-Webb (8/29).

Season Highs

Kills

3, Georgia Tech (8/30)

Attempts

11, Georgia Tech (8/30)

Hit. % (Min. 12

Att.)

N/A

Assists

N/A

Service Aces

N/A

Digs

1, 2x, last vs. Georgia Tech (8/30)

Blocks Solo

N/A

Block Assists

5, Gardner-Webb (8/29)

Total Blocks

5, Gardner-Webb (8/29)

Career Highs

Kills

12, Western Carolina (9/20/13)

Attempts

26, Tennessee (9/29/13)

Hit. % (Min. 12

Att.)

.583, Liberty (9/13/13)

Assists

3, Ole Miss (10/20/13)

Service Aces

N/A

Digs

2, Tennessee (9/29/13)

Blocks Solo

2, 2x, last vs. Kentucky (11/8/13)

Block Assists

9, Duke (9/14/13)

Total Blocks

9, Duke (9/14/13)

2014 Match-By-Match Statistics

DATE	OPP	SP	KILL	ERR	ATT	PCT	AST	SA	SE	RE	DIG	BS	BA	BE	TB	BHE	P
8/29	Gardner-Webb	3	2	1	6	.167	0	0	0	0	1	0	5	0	5.0	0	4.5
8/30	Jacksonville	2	1	0	3	.333	0	0	0	0	0	0	2	0	2.0	0	2.0
8/30	Georgia Tech	4	3	1	11	.182	0	0	0	0	1	0	3	0	3.0	0	4.5
9/5	vs. Clemson																
9/6	vs. Furman																
9/6	at Winthrop																
9/12	at Campbell																
9/13	vs. Elon																
9/13	vs. North Florida																
9/19	Norfolk State																
9/19	Eastern Kentucky																
9/20	The Citadel																
9/26	Ole Miss																
9/28	Kentucky																
10/3	at Mississippi State																
10/5	at Auburn																
10/12	at Alabama																
10/15	Florida																
10/19	Texas A&M																
10/21	at Coastal Carolina																
10/24	Mississippi State																
10/26	Missouri																
10/31	at LSU																
11/2	at Ole Miss																
11/9	Alabama																
11/14	at Arkansas																
11/16	Auburn																
11/19	at Tennessee																
11/23	at Georgia																
11/26	at Florida																
11/29	LSU																

CAREER STATISTICS

YEAR	SP	MP	KILL	K/S	ERR	ATT	PCT	AST	A/S	SA	SA/S	SE	DIG	D/S	RE	BS	BA	TB	B/S	BE	BHE	P	P/S
2013	77	24	121	1.57	50	334	.213	4	0.05	0	0.00	0	13	0.17	1	8	75	83	1.08	8	1	166.5	2.16
2014	9	3	6	0.67	2	20	.200	0	0.00	0	0.00	0	2	0.22	0	0	10	10	1.11	0	0	11.0	1.22
TOTAL	86	27	127	1.48	52	354	.212	4	0.05	0	0.00	0	15	0.17	1	8	85	93	1.08	8	1	177.5	2.06



8 - KELLIE MCNEIL

6-0 • RS-Jr. • S • Eagan, Minn. (Minnesota)

SEASON NOTES

- Ranks 11th in the SEC with an average of 7.36 assists per set.
- Second in the conference in service aces per set (0.64).
- Matched career high with four services aces against Georgia Tech (8/30).
- Posted double-double with 36 assists and 14 digs against Georgia Tech (8/30).

Season Highs

Kills

7, Georgia Tech (8/30)

Attempts

9, Georgia Tech (8/30)

Hit. % (Min. 12 Att.)

N/A

Assists

36, Georgia Tech (8/30)

Service Aces

4, Georgia Tech (8/30)

Digs

14, Georgia Tech (8/30)

Blocks Solo

N/A

Block Assists

4, 2x, last vs. Georgia Tech (8/30)

Total Blocks

4, 2x, last vs. Georgia Tech (8/30)

Career Highs

Kills

8, High Point (8/31/13)

Attempts

16, Clemson (9/6/13)

Hit. % (Min. 12 Att.)

.500, Ole Miss (10/20/13)

Assists

*61, Penn St. (11/4/11)

Service Aces

4, 3x, last vs. Georgia Tech (8/30/14)

Digs

20, Tennessee (9/29/13)

Blocks Solo

2, 2x, last vs. Tennessee (9/29/13)

Block Assists

8, Coastal Carolina (10/30/13)

Total Blocks

9, Coastal Carolina (10/30/13)

*at Minnesota

2014 Match-By-Match Statistics

DATE	OPP	SP	KILL	ERR	ATT	PCT	AST	SA	SE	RE	DIG	BS	BA	BE	TB	BHE	P
8/29	Gardner-Webb	3	4	1	5	.600	24	2	2	0	4	0	3	1	3.0	0	7.5
8/30	Jacksonville	4	3	0	7	.429	21	1	2	0	8	0	4	0	4.0	2	6.0
8/30	Georgia Tech	4	7	1	9	.667	36	4	2	0	14	0	4	0	4.0	0	13.0
9/5	vs. Clemson																
9/6	vs. Furman																
9/6	at Winthrop																
9/12	at Campbell																
9/13	vs. Elon																
9/13	vs. North Florida																
9/19	Norfolk State																
9/19	Eastern Kentucky																
9/20	The Citadel																
9/26	Ole Miss																
9/28	Kentucky																
10/3	at Mississippi State																
10/5	at Auburn																
10/12	at Alabama																
10/15	Florida																
10/19	Texas A&M																
10/21	at Coastal Carolina																
10/24	Mississippi State																
10/26	Missouri																
10/31	at LSU																
11/2	at Ole Miss																
11/9	Alabama																
11/14	at Arkansas																
11/16	Auburn																
11/19	at Tennessee																
11/23	at Georgia																
11/26	at Florida																
11/29	LSU																

CAREER STATISTICS

YEAR	SP	MP	KILL	K/S	ERR	ATT	PCT	AST	A/S	SA	SA/S	SE	DIG	D/S	RE	BS	BA	TB	B/S	BE	BHE	P	P/S
2011*	52	17	23	0.44	9	56	.250	320	6.15	13	0.25	18	64	1.23	0	1	27	28	0.54	3	7	50.5	0.97
*at Minnesota																							
YEAR	SP	MP	KILL	K/S	ERR	ATT	PCT	AST	A/S	SA	SA/S	SE	DIG	D/S	RE	BS	BA	TB	B/S	BE	BHE	P	P/S
2013	82	23	78	0.95	22	198	.283	834	10.17	11	0.13	14	161	1.96	1	8	69	77	0.94	2	18	131.5	1.60
2014	11	3	14	1.27	2	21	.571	81	7.36	7	0.64	6	26	2.36	0	0	11	11	1.00	1	2	26.5	2.36
TOTAL	93	26	92	0.99	24	219	.311	915	9.84	18	0.19	20	187	2.01	1	8	80	88	0.95	3	20	158.0	1.70



9 - MEGAN KIRKLAND

5-7 • So. • DS/Libero • Lugoff, S.C. (Lugoff-Elgin)

SEASON NOTES

- Recorded a career-high three services aces against Jacksonville (8/30).
- Had eight digs and matched career high with three assists vs. Georgia Tech (8/30).

Season Highs

Kills N/A

Attempts N/A

Hit. % (Min. 12 Att.) N/A

Assists
3, Georgia Tech (8/30)

Service Aces
3, Jacksonville (8/30)

Digs
8, Georgia Tech (8/30)

Blocks Solo N/A

Block Assists N/A

Total Blocks N/A

Career Highs

Kills
1, 2x, last vs. Missouri (11/17/13)

Attempts
1, 3x, last vs. Missouri (11/17/13)

Hit. % (Min. 12 Att.) N/A

Assists
3, 2x, last vs. Georgia Tech (8/30/14)

Service Aces
3, Jacksonville (8/30/14)

Digs
13, Winthrop (9/7/13)

Blocks Solo N/A

Block Assists N/A

Total Blocks N/A

2014 Match-By-Match Statistics

DATE	OPP	SP	KILL	ERR	ATT	PCT	AST	SA	SE	RE	DIG	BS	BA	BE	TB	BHE	P
8/29	Gardner-Webb	--	--	--	--	--	--	--	DNP	--	--	--	--	--	--	--	--
8/30	Jacksonville	4	0	0	0	.000	2	3	0	0	6	0	0	0	0.0	0	3.0
8/30	Georgia Tech	4	0	0	0	.000	3	0	1	0	8	0	0	0	0.0	0	0.0
9/5	vs. Clemson																
9/6	vs. Furman																
9/6	at Winthrop																
9/12	at Campbell																
9/13	vs. Elon																
9/13	vs. North Florida																
9/19	Norfolk State																
9/19	Eastern Kentucky																
9/20	The Citadel																
9/26	Ole Miss																
9/28	Kentucky																
10/3	at Mississippi State																
10/5	at Auburn																
10/12	at Alabama																
10/15	Florida																
10/19	Texas A&M																
10/21	at Coastal Carolina																
10/24	Mississippi State																
10/26	Missouri																
10/31	at LSU																
11/2	at Ole Miss																
11/9	Alabama																
11/14	at Arkansas																
11/16	Auburn																
11/19	at Tennessee																
11/23	at Georgia																
11/26	at Florida																
11/29	LSU																

CAREER STATISTICS

YEAR	SP	MP	KILL	K/S	ERR	ATT	PCT	AST	A/S	SA	SA/S	SE	DIG	D/S	RE	BS	BA	TB	B/S	BE	BHE	P	P/S
2013	36	17	2	0.06	0	3	.667	7	0.19	3	0.08	8	39	1.08	7	0	0	0	0.00	0	0	5.0	0.14
2014	8	2	0	0.00	0	0	.000	5	0.62	3	0.38	1	14	1.75	0	0	0	0	0.00	0	0	3.0	0.38
TOTAL	44	19	2	0.05	0	3	.667	12	0.27	6	0.14	9	53	1.20	7	0	0	0	0.00	0	0	8.0	0.18



10 - MICHAELA CHRISTIAANSEN

5-9 • So. • Libero • Tucson, Ariz. (Pepperdine)

SEASON NOTES

- Ranks seventh in the SEC in digs, averaging 4.09 per set.
- Posted season-high 17 digs and five assists vs. Georgia Tech (8/30).

Season Highs

Kills

N/A

Attempts

N/A

Hit. % (Min. 12 Att.)

N/A

Assists

5, 2x, last vs. Georgia Tech (8/30)

Service Aces

1, Georgia Tech (8/30)

Digs

17, Georgia Tech (8/30)

Blocks Solo

N/A

Block Assists

N/A

Total Blocks

N/A

Career Highs

Kills

2, Kentucky (11/8/13)

Attempts

17, Kentucky (11/8/13)

Hit. % (Min. 12 Att.)

-.059

Assists

28, Arkansas (11/22/13)

Service Aces

*4, Ole Miss (8/27/11)

Digs

*27, Miami (9/3/11)

Blocks Solo

N/A

Block Assists

1, 2x, last vs. Kentucky (11/8/13)

Total Blocks

1, 2x, last vs. Kentucky (11/8/13)

*at Pepperdine

2014 Match-By-Match Statistics

DATE	OPP	SP	KILL	ERR	ATT	PCT	AST	SA	SE	RE	DIG	BS	BA	BE	TB	BHE	P
8/29	Gardner-Webb	3	0	0	0	.000	2	0	0	0	13	0	0	0	0.0	0	0.0
8/30	Jacksonville	4	0	0	0	.000	5	0	1	1	15	0	0	0	0.0	0	0.0
8/30	Georgia Tech	4	0	0	0	.000	5	1	1	0	17	0	0	0	0.0	0	1.0
9/5	vs. Clemson																
9/6	vs. Furman																
9/6	at Winthrop																
9/12	at Campbell																
9/13	vs. Elon																
9/13	vs. North Florida																
9/19	Norfolk State																
9/19	Eastern Kentucky																
9/20	The Citadel																
9/26	Ole Miss																
9/28	Kentucky																
10/3	at Mississippi State																
10/5	at Auburn																
10/12	at Alabama																
10/15	Florida																
10/19	Texas A&M																
10/21	at Coastal Carolina																
10/24	Mississippi State																
10/26	Missouri																
10/31	at LSU																
11/2	at Ole Miss																
11/9	Alabama																
11/14	at Arkansas																
11/16	Auburn																
11/19	at Tennessee																
11/23	at Georgia																
11/26	at Florida																
11/29	LSU																

CAREER STATISTICS

YEAR	SP	MP	KILL	K/S	ERR	ATT	PCT	AST	A/S	SA	SA/S	SE	DIG	D/S	RE	BS	BA	TB	B/S	BE	BHE	P	P/S
2011*	120	32	0	0.00	0	2	.000	31	0.26	19	0.16	12	267	2.22	22	0	0	0	0.00	0	0	19.0	0.16
2012*	119	32	1	0.01	0	5	.200	66	0.55	12	0.10	20	397	3.34	32	0	1	1	0.01	0	1	13.5	0.11
TOTAL	239	64	1	0.01	0	7	.143	97	0.41	31	0.13	32	664	2.78	54	0	1	1	0.01	0	1	32.5	0.14

*at Pepperdine

YEAR	SP	MP	KILL	K/S	ERR	ATT	PCT	AST	A/S	SA	SA/S	SE	DIG	D/S	RE	BS	BA	TB	B/S	BE	BHE	P	P/S
2013	108	31	5	0.05	4	27	.037	127	1.18	18	0.17	20	386	3.57	30	0	1	1	0.01	0	5	23.5	0.21
2014	11	3	0	0.00	0	0	.000	12	1.09	1	0.09	2	45	4.09	1	0	0	0	0.00	0	0	1.0	0.09
TOTAL	119	34	5	0.04	4	27	.037	139	1.17	19	0.16	22	431	3.62	31	0	1	1	0.01	0	5	24.5	0.20



11 - ALLIE MONSEREZ

5-9 • Fr. • S • Windermere, Fla. (Bishop Moore)

SEASON NOTES

- Recorded four assists and three digs in Gamecock debut vs. Gardner-Webb (8/29).
- Dished out a season-high nine assists and had one block against Jacksonville (8/30).

Season Highs

Kills N/A

Attempts

2, Jacksonville (8/30)

Hit. % (Min. 12 Att.)

N/A

Assists

9, Jacksonville (8/30)

Service Aces

N/A

Digs

3, Gardner-Webb (8/29)

Blocks Solo

N/A

Block Assists

1, Jacksonville (8/30)

Total Blocks

1, Jacksonville (8/30)

2014 Match-By-Match Statistics

DATE	OPP	SP	KILL	ERR	ATT	PCT	AST	SA	SE	RE	DIG	BS	BA	BE	TB	BHE	P
8/29	Gardner-Webb	2	0	0	0	.000	4	0	0	0	3	0	0	0	0.0	0	0.0
8/30	Jacksonville	1	0	2	2	-1.000	9	0	0	0	0	0	1	0	1.0	0	0.5
8/30	Georgia Tech	1	0	1	1	-1.000	0	0	0	0	0	0	0	0	0.0	0	0.0
9/5	vs. Clemson																
9/6	vs. Furman																
9/6	at Winthrop																
9/12	at Campbell																
9/13	vs. Elon																
9/13	vs. North Florida																
9/19	Norfolk State																
9/19	Eastern Kentucky																
9/20	The Citadel																
9/26	Ole Miss																
9/28	Kentucky																
10/3	at Mississippi State																
10/5	at Auburn																
10/12	at Alabama																
10/15	Florida																
10/19	Texas A&M																
10/21	at Coastal Carolina																
10/24	Mississippi State																
10/26	Missouri																
10/31	at LSU																
11/2	at Ole Miss																
11/9	Alabama																
11/14	at Arkansas																
11/16	Auburn																
11/19	at Tennessee																
11/23	at Georgia																
11/26	at Florida																
11/29	LSU																

CAREER STATISTICS

YEAR	SP	MP	KILL	K/S	ERR	ATT	PCT	AST	A/S	SA	SA/S	SE	DIG	D/S	RE	BS	BA	TB	B/S	BE	BHE	P	P/S
2014	4	3	0	0.00	3	3	-1.000	13	3.25	0	0.00	0	3	0.75	0	0	1	1	0.25	0	0	0.5	0.00



13 - CAROLINE CANN

6-0 • Sr. • OH • Landrum, S.C. (Presbyterian)

SEASON NOTES

- Has not played.

Season Highs

Kills N/A

Attempts N/A

Hit. % (Min. 12 Att.) N/A

Assists N/A

Service Aces N/A

Digs N/A

Blocks Solo N/A

Block Assists N/A


Total Blocks N/A

2014 Match-By-Match Statistics

DATE	OPP	SP	KILL	ERR	ATT	PCT	AST	SA	SE	RE	DIG	BS	BA	BE	TB	BHE	P
8/29	Gardner-Webb	--	--	--	--	--	--	--	DNP	--	--	--	--	--	--	--	--
8/30	Jacksonville	--	--	--	--	--	--	--	DNP	--	--	--	--	--	--	--	--
8/30	Georgia Tech	--	--	--	--	--	--	--	DNP	--	--	--	--	--	--	--	--
9/5	vs. Clemson																
9/6	vs. Furman																
9/6	at Winthrop																
9/12	at Campbell																
9/13	vs. Elon																
9/13	vs. North Florida																
9/19	Norfolk State																
9/19	Eastern Kentucky																
9/20	The Citadel																
9/26	Ole Miss																
9/28	Kentucky																
10/3	at Mississippi State																
10/5	at Auburn																
10/12	at Alabama																
10/15	Florida																
10/19	Texas A&M																
10/21	at Coastal Carolina																
10/24	Mississippi State																
10/26	Missouri																
10/31	at LSU																
11/2	at Ole Miss																
11/9	Alabama																
11/14	at Arkansas																
11/16	Auburn																
11/19	at Tennessee																
11/23	at Georgia																
11/26	at Florida																
11/29	LSU																

CAREER STATISTICS

YEAR	SP	MP	KILL	K/S	ERR	ATT	PCT	AST	A/S	SA	SA/S	SE	DIG	D/S	RE	BS	BA	TB	B/S	BE	BHE	P	P/S
2014	--	--	--	--	--	--	--	--	--	--	--	--	--	--	--	--	--	--	--	--	--	--	--



14 - KATLYN MCDANIEL

6-0 • So. • MB • Columbia, S.C. (Spring Valley)

SEASON NOTES

- Has not played.

Season Highs

Kills

5, SC State (8/30)

Attempts

12, SC State (8/30)

Hit. % (Min. 12 Att.)

.333, SC State (8/30)

Assists

N/A

Service Aces

1, Clemson (9/6)

Digs

1, 2x, last vs. LSU
(11/24)

Blocks Solo

N/A

Block Assists

3, SC State (8/30)

Total Blocks

3, SC State (8/30)

2014 Match-By-Match Statistics

DATE	OPP	SP	KILL	ERR	ATT	PCT	AST	SA	SE	RE	DIG	BS	BA	BE	TB	BHE	P
8/29	Gardner-Webb	--	--	--	--	--	--	--	DNP	--	--	--	--	--	--	--	--
8/30	Jacksonville	--	--	--	--	--	--	--	DNP	--	--	--	--	--	--	--	--
8/30	Georgia Tech	--	--	--	--	--	--	--	DNP	--	--	--	--	--	--	--	--
9/5	vs. Clemson																
9/6	vs. Furman																
9/6	at Winthrop																
9/12	at Campbell																
9/13	vs. Elon																
9/13	vs. North Florida																
9/19	Norfolk State																
9/19	Eastern Kentucky																
9/20	The Citadel																
9/26	Ole Miss																
9/28	Kentucky																
10/3	at Mississippi State																
10/5	at Auburn																
10/12	at Alabama																
10/15	Florida																
10/19	Texas A&M																
10/21	at Coastal Carolina																
10/24	Mississippi State																
10/26	Missouri																
10/31	at LSU																
11/2	at Ole Miss																
11/9	Alabama																
11/14	at Arkansas																
11/16	Auburn																
11/19	at Tennessee																
11/23	at Georgia																
11/26	at Florida																
11/29	LSU																

CAREER STATISTICS

YEAR	SP	MP	KILL	K/S	ERR	ATT	PCT	AST	A/S	SA	SA/S	SE	DIG	D/S	RE	BS	BA	TB	B/S	BE	BHE	P	P/S
2013	12	7	7	0.58	6	28	.036	0	0.00	1	0.08	0	2	0.17	0	0	5	5	0.42	1	0	10.5	0.83



16 - KOKO ATOA-WILLIAMS

5-10 • So. • OH • Reno, Nev. (Bishop Manogue)

SEASON NOTES

- Named Gamecock Invitational MVP after averaging 3.27 kills per set, which ranks sixth in the SEC.
- Recorded a career-high 18 kills vs. Georgia Tech (8/30).
- Posted first career double-double with 12 kills and 10 digs vs. Jacksonville.

Season Highs

Kills

18, Georgia Tech (8/30)

Attempts

36, Georgia Tech (8/30)

Hit. % (Min. 12 Att.)

.306, Georgia Tech
(8/30)

Assists

N/A

Service Aces

1, 2x, last vs. Georgia
Tech (8/30)

Digs

10, Jacksonville (8/30)

Blocks Solo

N/A

Block Assists

2, Jacksonville (8/30)

Total Blocks

2, Jacksonville (8/30)

Career Highs

Kills

18, Georgia Tech,
(8/30/13)

Attempts

37, Winthrop (9/7/14)

Hit. % (Min. 12 Att.)

.306, Georgia Tech
(8/30/14)

Assists

1, 3x, last vs. Coastal
Carolina (10/30/14)

Service Aces

1, 2x, last vs. Georgia
Tech (8/30/14)

Digs

10, Jacksonville (8/30/14)

Blocks Solo

N/A

Block Assists

4, Winthrop (9/7/14)

Total Blocks

4, Winthrop (9/7/14)

2014 Match-By-Match Statistics

DATE	OPP	SP	KILL	ERR	ATT	PCT	AST	SA	SE	RE	DIG	BS	BA	BE	TB	BHE	P
8/29	Gardner-Webb	3	6	5	27	.037	0	0	1	0	6	0	1	0	1.0	0	6.5
8/30	Jacksonville	4	12	8	33	.121	0	1	0	1	10	0	2	0	2.0	0	14.0
8/30	Georgia Tech	4	18	7	36	.306	0	1	0	0	7	0	1	1	1.0	0	19.5
9/5	vs. Clemson																
9/6	vs. Furman																
9/6	at Winthrop																
9/12	at Campbell																
9/13	vs. Elon																
9/13	vs. North Florida																
9/19	Norfolk State																
9/19	Eastern Kentucky																
9/20	The Citadel																
9/26	Ole Miss																
9/28	Kentucky																
10/3	at Mississippi State																
10/5	at Auburn																
10/12	at Alabama																
10/15	Florida																
10/19	Texas A&M																
10/21	at Coastal Carolina																
10/24	Mississippi State																
10/26	Missouri																
10/31	at LSU																
11/2	at Ole Miss																
11/9	Alabama																
11/14	at Arkansas																
11/16	Auburn																
11/19	at Tennessee																
11/23	at Georgia																
11/26	at Florida																
11/29	LSU																

CAREER STATISTICS

YEAR	SP	MP	KILL	K/S	ERR	ATT	PCT	AST	A/S	SA	SA/S	SE	DIG	D/S	RE	BS	BA	TB	B/S	BE	BHE	P	P/S
2013	56	21	80	1.43	54	286	.091	3	0.05	0	0.00	0	21	0.38	4	0	15	15	0.27	3	2	87.5	1.55
2014	11	3	36	3.27	20	96	.167	0	0.00	2	0.18	1	23	2.09	1	0	4	4	0.36	1	0	40.0	3.64
TOTAL	67	24	116	1.73	74	382	.110	3	0.04	2	0.03	1	44	0.66	5	0	19	19	0.28	4	2	127.5	1.90



17 - ELIZABETH JOHNBULL

6-0 • Jr. • MB • Pflugerville, Texas (Connally)

SEASON NOTES

- Recorded a career-high seven blocks vs. Georgia Tech (8/30).

Season Highs

Kills

5, Jacksonville (8/30)

Attempts

11, Jacksonville (8/30)

Hit. % (Min. 12 Att.)

N/A

Assists

1, Georgia Tech (8/30)

Service Aces

N/A

Digs

2, Georgia Tech, (8/30)

Blocks Solo

1, Jacksonville (8/30)

Block Assists

7, Georgia Tech (8/30)

Total Blocks

7, Georgia Tech (8/30)

Career Highs

Kills

13, Furman (9/7/13)

Attempts

22, Furman, (9/7/13)

Hit. % (Min. 12 Att.)

.500, Furman, (9/7/13)

Assists

1, Georgia Tech
(8/30/14)

Service Aces

N/A

Digs

2, Georgia Tech,
(8/30/14)

Blocks Solo

1, 3x, last vs.
Jacksonville (8/30/14)

Block Assists

7, Georgia Tech
(8/30/14)

Total Blocks

7, Georgia Tech
(8/30/14)

2014 Match-By-Match Statistics

DATE	OPP	SP	KILL	ERR	ATT	PCT	AST	SA	SE	RE	DIG	BS	BA	BE	TB	BHE	P
8/29	Gardner-Webb	1	1	1	3	.000	0	0	0	0	1	0	0	0	0.0	0	1.0
8/30	Jacksonville	3	5	2	11	.273	0	0	0	0	1	1	2	0	3.0	0	7.0
8/30	Georgia Tech	4	3	1	9	.222	1	0	0	0	2	0	7	0	7.0	0	6.5
9/5	vs. Clemson																
9/6	vs. Furman																
9/6	at Winthrop																
9/12	at Campbell																
9/13	vs. Elon																
9/13	vs. North Florida																
9/19	Norfolk State																
9/19	Eastern Kentucky																
9/20	The Citadel																
9/26	Ole Miss																
9/28	Kentucky																
10/3	at Mississippi State																
10/5	at Auburn																
10/12	at Alabama																
10/15	Florida																
10/19	Texas A&M																
10/21	at Coastal Carolina																
10/24	Mississippi State																
10/26	Missouri																
10/31	at LSU																
11/2	at Ole Miss																
11/9	Alabama																
11/14	at Arkansas																
11/16	Auburn																
11/19	at Tennessee																
11/23	at Georgia																
11/26	at Florida																
11/29	LSU																

CAREER STATISTICS

YEAR	SP	MP	KILL	K/S	ERR	ATT	PCT	AST	A/S	SA	SA/S	SE	DIG	D/S	RE	BS	BA	TB	B/S	BE	BHE	P	P/S
2012	9	9	8	0.89	3	13	.385	0	0.00	0	0.00	0	0	0.00	0	1	1	2	0.22	0	0	9.5	1.00
2013	37	16	43	1.16	16	104	.260	0	0.00	0	0.00	0	9	0.24	3	1	17	18	0.49	2	1	52.5	1.41
2014	8	3	9	1.12	4	23	.217	1	0.12	0	0.00	0	4	0.50	0	1	9	10	1.25	0	0	14.5	1.75
TOTAL	54	28	60	1.11	23	140	.264	1	0.02	0	0.00	0	13	0.24	3	3	27	30	0.56	2	1	76.5	1.41



20 - ABBY FERUCK

6-0 • So. • MB/RS • Atlanta, Ga. (Blessed Trinity)

SEASON NOTES

- Has not played.

Season Highs

Kills

2, High Point (8/31)

Attempts

4, Clemson (9/6)

Hit. % (Min. 12 Att.)

N/A

Assists

N/A

Service Aces

N/A

Digs

1, 2x, last vs.
Winthrop (9/7)

Blocks Solo

N/A

Block Assists

2, Clemson (9/6)

Total Blocks

2, Clemson (9/6)

2014 Match-By-Match Statistics

DATE	OPP	SP	KILL	ERR	ATT	PCT	AST	SA	SE	RE	DIG	BS	BA	BE	TB	BHE	P
8/29	Gardner-Webb	--	--	--	--	--	--	--	DNP	--	--	--	--	--	--	--	--
8/30	Jacksonville	--	--	--	--	--	--	--	DNP	--	--	--	--	--	--	--	--
8/30	Georgia Tech	--	--	--	--	--	--	--	DNP	--	--	--	--	--	--	--	--
9/5	vs. Clemson																
9/6	vs. Furman																
9/6	at Winthrop																
9/12	at Campbell																
9/13	vs. Elon																
9/13	vs. North Florida																
9/19	Norfolk State																
9/19	Eastern Kentucky																
9/20	The Citadel																
9/26	Ole Miss																
9/28	Kentucky																
10/3	at Mississippi State																
10/5	at Auburn																
10/12	at Alabama																
10/15	Florida																
10/19	Texas A&M																
10/21	at Coastal Carolina																
10/24	Mississippi State																
10/26	Missouri																
10/31	at LSU																
11/2	at Ole Miss																
11/9	Alabama																
11/14	at Arkansas																
11/16	Auburn																
11/19	at Tennessee																
11/23	at Georgia																
11/26	at Florida																
11/29	LSU																

CAREER STATISTICS

YEAR	SP	MP	KILL	K/S	ERR	ATT	PCT	AST	A/S	SA	SA/S	SE	DIG	D/S	RE	BS	BA	TB	B/S	BE	BHE	P	P/S
2013	11	6	5	0.45	2	13	.231	0	0.00	0	0.00	0	1	0.09	2	0	4	4	0.36	0	0	7.0	0.64



21 - JORDAN WILSON-TALMADGE

5-7 • So. • DS/Libero • Orlando, Fla. (First Academy)

SEASON NOTES

- Played in three sets vs. Georgia Tech (8/30) and recorded one dig.

Season Highs

Kills N/A

Attempts N/A

Hit. % (Min. 12 Att.) N/A

Assists N/A

Service Aces N/A

Digs
1, Georgia Tech (8/30)

Blocks Solo N/A

Block Assists N/A

Total Blocks N/A

Career Highs

Kills N/A

Attempts N/A

Hit. % (Min. 12 Att.) N/A

Assists
1, Mississippi State
(10/18/13)

Service Aces
1, Presbyterian
(9/21/13)

Digs
3, Arkansas (11/22/13)

Blocks Solo N/A

Block Assists N/A

Total Blocks N/A

2014 Match-By-Match Statistics

DATE	OPP	SP	KILL	ERR	ATT	PCT	AST	SA	SE	RE	DIG	BS	BA	BE	TB	BHE	P
8/29	Gardner-Webb	--	--	--	--	--	--	--	DNP	--	--	--	--	--	--	--	--
8/30	Jacksonville	--	--	--	--	--	--	--	DNP	--	--	--	--	--	--	--	--
8/30	Georgia Tech	3	0	0	0	.000	0	0	1	0	1	0	0	0	0.0	0	0.0
9/5	vs. Clemson																
9/6	vs. Furman																
9/6	at Winthrop																
9/12	at Campbell																
9/13	vs. Elon																
9/13	vs. North Florida																
9/19	Norfolk State																
9/19	Eastern Kentucky																
9/20	The Citadel																
9/26	Ole Miss																
9/28	Kentucky																
10/3	at Mississippi State																
10/5	at Auburn																
10/12	at Alabama																
10/15	Florida																
10/19	Texas A&M																
10/21	at Coastal Carolina																
10/24	Mississippi State																
10/26	Missouri																
10/31	at LSU																
11/2	at Ole Miss																
11/9	Alabama																
11/14	at Arkansas																
11/16	Auburn																
11/19	at Tennessee																
11/23	at Georgia																
11/26	at Florida																
11/29	LSU																

CAREER STATISTICS

YEAR	SP	MP	KILL	K/S	ERR	ATT	PCT	AST	A/S	SA	SA/S	SE	DIG	D/S	RE	BS	BA	TB	B/S	BE	BHE	P	P/S
2013	9	7	0	0.00	0	0	.000	1	0.11	1	0.11	5	8	0.89	0	0	0	0	0.00	0	0	1.0	0.11
2014	3	1	0	0.00	0	0	.000	0	0.00	0	0.00	1	1	0.33	0	0	0	0	0.00	0	0	0.0	0.00
TOTAL	12	8	0	0.00	0	0	.000	1	0.08	1	0.08	6	9	0.75	0	0	0	0	0.00	0	0	1.0	0.08



25 - COURTNEY MCKEAG

6-0 • Fr. • MB/OH • San Juan Capistrano, Calif. (San Juan Hills)

SEASON NOTES

- Has not played.

Season Highs

Kills N/A

Attempts N/A

Hit. % (Min. 12 Att.) N/A

Assists N/A

Service Aces N/A

Digs N/A

Blocks Solo N/A

Block Assists N/A

Total Blocks N/A

2014 Match-By-Match Statistics

DATE	OPP	SP	KILL	ERR	ATT	PCT	AST	SA	SE	RE	DIG	BS	BA	BE	TB	BHE	P
8/29	Gardner-Webb	--	--	--	--	--	--	--	DNP	--	--	--	--	--	--	--	--
8/30	Jacksonville	--	--	--	--	--	--	--	DNP	--	--	--	--	--	--	--	--
8/30	Georgia Tech	--	--	--	--	--	--	--	DNP	--	--	--	--	--	--	--	--
9/5	vs. Clemson																
9/6	vs. Furman																
9/6	at Winthrop																
9/12	at Campbell																
9/13	vs. Elon																
9/13	vs. North Florida																
9/19	Norfolk State																
9/19	Eastern Kentucky																
9/20	The Citadel																
9/26	Ole Miss																
9/28	Kentucky																
10/3	at Mississippi State																
10/5	at Auburn																
10/12	at Alabama																
10/15	Florida																
10/19	Texas A&M																
10/21	at Coastal Carolina																
10/24	Mississippi State																
10/26	Missouri																
10/31	at LSU																
11/2	at Ole Miss																
11/9	Alabama																
11/14	at Arkansas																
11/16	Auburn																
11/19	at Tennessee																
11/23	at Georgia																
11/26	at Florida																
11/29	LSU																

CAREER STATISTICS

YEAR	SP	MP	KILL	K/S	ERR	ATT	PCT	AST	A/S	SA	SA/S	SE	DIG	D/S	RE	BS	BA	TB	B/S	BE	BHE	P	P/S
2014	--	--	--	--	--	--	--	--	--	--	--	--	--	--	--	--	--	--	--	--	--	--	--

RADIO/TV SPOT CHART



#3

MB/OH • 5-10
So.-1L
Kennesaw,
Ga.

**Dessaa
Legros**



#4

MB/RS • 6-1
Jr.-2L
Sandy Spring,
Md.

**Darian
Dozier**



#5

OH • 6-2
Fr.-HS
Eagan,
Minn.

**Taylr
McNeil**



#6

RS/OH • 5-11
Jr.-2L
Canyon
Country,
Calif.

**Sarah
Blomgren**



#7

MB/RS • 6-2
So.-1L
Dallas,
Texas


**Jacqy
Angermiller**



#8

S • 6-0
R-Jr.-1L
Eagan,
Minn.

**Kellie
McNeil**



#9

DS/Libero • 5-7
So.-1L
Lugoff,
S.C.

**Megan
Kirkland**



#10

Libero • 5-9
Sr.-1L
Tucson,
Ariz.


**Michaela
Christiaansen**



#11

S • 5-9
Fr.-HS
Windermere,
Fla.

**Allie
Monserez**



#13

OH • 6-0
Sr.-HS
Landrum,
S.C.

**Caroline
Cann**



#14

MB • 6-0
So.-1L
Columbia,
S.C.

**Katlyn
McDaniel**



#16

OH • 5-10
So.-1L
Reno,
Nev.

**KoKo
Atoa-Williams**



#17

MB • 6-0
Jr.-2L
Pflugerville,
Texas

**Elizabeth
Johnbull**



#20

MB/RS • 6-0
So.-1L
Atlanta,
Ga.

**Abby
Feruck**



#21

DS/Libero • 5-7
So.-1L
Orlando,
Fla.

**Jordan
Wilson-Talmdage**



#25

MB/OH • 6-0
Fr.-HS
San Juan
Capistrano,
Calif.

**Courtney
McKeag**

HEAD
COACH

4th Year
Arizona State,
1995

**Scott
Swanson**

ASSISTANT
COACH/
RECRUITING
COORD.

1st Year
IPFW,
1998

**Dottie
Porch**

ASSISTANT
COACH

2nd Year
Wichita State,
2009

**RJ
Abella**

Director of Operations:
Graduate Assistant:

Amanda Brungs
Kristen Dozier

Volunteer Assistant:
Manager:

Shonda Cole
Morgan Page