



SOUTH CAROLINA BASKETBALL

@GamecockMBB | #Gamecocks | GamecocksOnline.com | #HereSC

SOUTH CAROLINA (0-0) VS. NORTH FLORIDA (0-0)

Fri., Nov. 14 • Colonial Life Arena (18,000) • Columbia, S.C. • 7 p.m. ET

2014-15 SCHEDULE

DATE	OPPONENT	TIME/BROADCAST
O. 26	Benedict +	W, 92-47
N. 14	North Florida	7 p.m./SECN+
N. 18	Baylor \$	12 p.m./ESPNU
N. 20	vs. Cornell %	7:30 p.m./ESPN3
N. 21	vs. Penn State/Charlotte %	TBD/ESPNU/3
N. 23	vs. TBA %	TBD/ESPN2/3
N. 26	UNC Asheville	8 p.m./SECN
D. 1	at Marshall	7:30 p.m./CBSSN
D. 6	Oklahoma State !	12 p.m./ESPNU
D. 19	Clemson	7 p.m./SECN
D. 21	Coker	3:30 p.m./SECN+
D. 30	North Carolina A&T	7 p.m./SECN+
J. 3	vs. Iowa State &	TBD/TBD
J. 7	Florida*	7 p.m./SECN
J. 10	at Ole Miss*	5 p.m./FSN
J. 13	Alabama*	7 p.m./SECN
J. 17	at Auburn*	8:30 p.m./ SECN
J. 20	Tennessee*	9 p.m./ESPNU
J. 24	Kentucky*	12 p.m./ESPN/2
J. 28	at LSU*	7 p.m./ SECN
J. 31	Georgia*	4 p.m./ESPNU
F. 3	at Arkansas*	9 p.m./ SECN
F. 7	at Vanderbilt*	4 p.m./FSN
F. 10	Missouri*	7 p.m./ SECN
F. 14	at Kentucky*	2 p.m./ESPN/2
F. 17	at Georgia*	7 p.m./ SECN
F. 21	Texas A&M*	12 p.m./ SECN
F. 24	at Alabama*	7 p.m./ SECN
F. 28	Mississippi State*	6 p.m./ SECN
M. 5	Arkansas*	7 p.m./ESPN/2
M. 7	at Tennessee*	4 p.m./FSN
M. 11-15	SEC Tournament (Nashville, Tenn.)	TBD

All home games in **bold** | All times listed Eastern
 * indicates SEC contest | + indicates exhibition | FSN - Fox Sports | SECN+ - SEC Network + | SECN - SEC Network | CBSSN - CBS Sports Network | \$ - ESPN College Hoops Marathon (Columbia, S.C.) | % - Charleston Classic (Charleston, S.C.) | ! - SEC/Big 12 Challenge (Columbia, S.C.) | & Brooklyn Hoops Presents (Brooklyn, N.Y.)

GAME INFORMATION

Game Date: Friday, Nov. 14, 2014
Arena: Colonial Life Arena (18,000)
Broadcast: SEC Network +
 Andy Demetra (pxp), Alex English (analyst)
Radio: Gamecock Radio Network
 Derek Scott (pxp), Casey Manning (analyst)
Sirius: None; **XM:** None
Live Stats: GamecocksOnline.com
Tickets: GamecocksOnline.com/Tickets
Series: First Meeting
Last Meeting: First Meeting



Head Coach: Frank Martin (FIU, '93)
Record At Carolina: 28-38 (3rd season)
Career Record: 145-92 (8th season)
Record vs. UNF: 2-0

Top returning scorer: Thornwell (13.4)
Top returning rebounder: Carrera (5.6)
Top returning assist maker: Johnson (3.4)
Media Relations: Emily Feeny
Twitter: @GamecockMBB

GAMECOCKS



Head Coach: Matt Driscoll
 (Slippery Rock, '92)
Record At UNF: 73-88 (6th season)
Career Record: 99-165 (10th season)
Record vs. S. Carolina: 0-0

Top returning scorer: Moore (12.5)
Top returning rebounder: Davenport (5.5)
Top returning assist maker: Moore (2.6)
Media Relations: Brian Morgan
Twitter: @OspreyMBB

OSPREYS

PROBABLE STARTERS

South Carolina	Ht.	Wt.	Yr.	Hometown	PPG*	RPG*	MPG*
G - #10 Duane Notice	6-2	221	Fr.	Woodbridge, Ontario	8.2	2.9	25.2
G - #0 Sindarius Thornwell	6-5	206	Fr.	Lancaster, S.C.	13.4	4.1	29.6
G - #4 Tyrone Johnson	6-3	195	Sr.	Plainfield, N.J.	11.2	2.9	26.9
F - #21 Demetrius Henry	6-9	215	Fr.	Miami, Fla.	4.0	3.4	18.0
F - #24 Michael Carrera	6-5	214	So.	Anzoátegui, Venezuela	6.0	5.6	19.7

North Florida	Ht.	Wt.	Yr.	Hometown	PPG*	RPG*	MPG*
G - #14 Dallas Moore	6-1	175	So.	St. Petersburg, Fla.	12.5	2.1	28.8
G - #2 Beau Beech	6-8	210	Jr.	Ponte Vedra Beach, Fla.	10.3	4.2	28.4
G - #0 Jalen Nesbitt	6-6	195	Sr.	Spartanburg, S.C.	8.1	4.2	24.3
F - #35 Chris Davenport	6-8	210	So.	Atlanta, Ga.	7.7	5.5	21.5
C - #33 Romelo Banks	6-11	235	So.	Kissimmee, Fla.	3.7	2.1	12.4

*stats from 2013-14 season

TODAY'S GAME

- South Carolina opens its 2014-15 season on Friday when it hosts North Florida. It will be the first meeting between the two schools, and will mark the third time a Frank Martin coached squad has faced the Ospreys, as he led Kansas State to two victories over UNF. The game is the first of five games in a 10-day span for the Gamecocks.

GAME STORYLINES



- South Carolina is in its 107th season of varsity basketball in 2014-15.
- The Gamecocks are led by third-year head coach Frank Martin. His associate head coach is Matt Figger, his assistant coaches are Perry Clark and Lamont Evans, and his director of operations is Andy Assaley.
- South Carolina returns 11 letterwinners from last season's 14-20 team, including starters, sophomore guard Sindarius Thornwell, junior forward Michael Carrera, junior forward Mindaguas Kacinas and sophomore forward Demetrius Henry. Senior guard Tyrone Johnson started nine games before being sidelined with an injury as well.
- Carolina owns a 77-29 (.726) all-time record in season openers, including a perfect 10-0 record in the last 10 seasons. The last season-opening loss for the Gamecocks came against the Ohio Valley's Tennessee Tech during the 2000-01 season, as the Golden Eagles edged the Gamecocks, 73-67. The Gamecocks earned an 82-44 victory over Longwood in last season's lidlifter.
- The Gamecocks return 71.3 percent (1,658/2,323) of their scoring from last season. The biggest void was left by the graduation of senior guard Brenton Williams who tallied 505 points.



SOUTH CAROLINA GAMECOCKS

Overall: 0-0; SEC: 0-0; Home: 0-0; AWAY: 0-0; Neutral: 0-0

** Stats based on 2013-14 season

0		SINDARIUS THORNWELL - So. - G - 6-5 - 215 - Lancaster, S.C. MIN PTS RBS AST FG% 3FG% FT% 29.6 13.4 4.1 3.0 38.6 37.0 73.6	<ul style="list-style-type: none"> Named to the 2014 SEC All-Freshman Team after leading the league's freshmen in points (15.6) and assists (4.0) in conference games. Gamecocks' top returning scorer with 13.4 points per game. Scored 14 points and registered three blocks in exhibition vs. Benedict.
1		MARCUS STROMAN - Fr. - G - 6-2 - 183 - Columbia, S.C. MIN PTS RBS AST FG% 3FG% FT% - - - - - - -	<ul style="list-style-type: none"> Rookie guard from Columbia, who head coach Frank Martin has labeled a "consummate point guard." Named All-State as a senior when he averaged 16.8 points and 7.5 assists per game/joined varsity team as an eighth grader.
4		TYRONE JOHNSON - Sr. - G - 6-3 - 195 - Plainfield, N.J. MIN PTS RBS AST FG% 3FG% FT% 26.9 11.2 2.9 3.4 39.1 42.1 75.3	<ul style="list-style-type: none"> Lone senior on the team who returns to the squad after missing the final 18 games of the season with a foot injury that required surgery. Scored 23 points and collected six rebounds with six assists and a steal in exhibition win vs. Benedict
5		TEMARCUS BLANTON - Fr. - G - 6-5 - 209 - Locust Grove, Ga. MIN PTS RBS AST FG% 3FG% FT% - - - - - - -	<ul style="list-style-type: none"> Out for the season after suffering a hip injury which required surgery Averaged 20.2 points and 8.0 rebounds per game as a senior when he helped lead his team to its first region tournament championship victory and state tournament victory.
10		DUANE NOTICE - So. - G - 6-2 - 212 - Woodbridge, Ontario MIN PTS RBS AST FG% 3FG% FT% 25.2 8.2 2.9 2.9 38.0 36.2 67.2	<ul style="list-style-type: none"> Solid freshman season, averaging just shy of 10 points per game. Scored season high 23 points in SEC Tournament victory vs. Auburn. Lost 20 pounds this summer to help with his speed and agility. Dished nine assists and added 10 points in exhibition win vs. Benedict
12		AUSTIN CONSTABLE - Jr. - G - 5-11 - 178 - West Chester, Pa. MIN PTS RBS AST FG% 3FG% FT% 2.0 0.0 0.0 0.0 0.0 0.0 0.0	<ul style="list-style-type: none"> Out for the season after suffering a knee injury. Saw action in three games last season, attempting one shot.
14		LAIMONAS CHATKEVICIUS * Jr. - F - 6-11 - 251 - Klaipeda, Lithuania MIN PTS RBS AST FG% 3FG% FT% 12.9 4.8 4.1 0.6 53.7 0.0 69.0	<ul style="list-style-type: none"> Had a fantastic finish to the season, averaging 7.7 points and 6.7 rebounds during the final six games of the season. Posted 12 points and collected 10 rebounds in exhibition win vs. Benedict.
15		REGGIE THEUS JR. - So. - F - 6-6 - 221 - Los Angeles, Calif. MIN PTS RBS AST FG% 3FG% FT% 3.5 0.6 0.5 0.0 28.6 0.0 30.0	<ul style="list-style-type: none"> Saw action in 11 games last season. Scored his first points of the season in contest vs. Boise State.
20		JUSTIN MCKIE - So. - G - 6-4 - 195 - Columbia, S.C. MIN PTS RBS AST FG% 3FG% FT% 4.7 0.5 0.9 0.2 17.6 12.5 50.0	<ul style="list-style-type: none"> Saw action in 17 contests last season. Scored first points of the season vs. Clemson.
21		DEMETRIUS HENRY - So. - F - 6-9 - 226 - Miami, Fla. MIN PTS RBS AST FG% 3FG% FT% 18.0 4.0 3.4 0.6 41.4 0.0 24.3	<ul style="list-style-type: none"> Earned 29 starts during rookie season. Led or shared the team lead in rebounding twice and in blocks 11 times as a rookie. Registered 15 points and collected seven rebounds in exhib. vs. Benedict.
24		MICHAEL CARRERA - Jr. - F - 6-5 - 212 - Anzoátegui, Venezuela MIN PTS RBS AST FG% 3FG% FT% 19.7 6.0 5.6 0.9 37.9 23.3 63.0	<ul style="list-style-type: none"> Led the team in rebounding for the second-straight season with 5.6 per game. Collected a team high 15 rebounds in exhibition win vs. Benedict.
25		MINDAUGAS KACINAS - Jr. - F - 6-7 - 227 - Klaipeda, Lithuania MIN PTS RBS AST FG% 3FG% FT% 24.1 5.6 5.1 0.6 55.6 0.0 64.9	<ul style="list-style-type: none"> Earned 27 starts as a sophomore, posting six double-figure scoring games and 11 games with at least six rebounds. Collected 10 rebounds in SEC Tourney wins vs. Auburn and Arkansas.
35		BRIAN STEELE - Jr. - F - 6-5 - 194 - Greenville, S.C. MIN PTS RBS AST FG% 3FG% FT% 9.9 2.2 1.1 0.5 40.9 37.0 40.0	<ul style="list-style-type: none"> Saw action in 22 games last season. Recorded a career high eight points vs. Georgia (Feb. 22). Dished a career high three assists at Auburn (Feb. 26).
-		SHAMIEK SHEPPARD - Fr. - G - 6-6 - 225 - Brooklyn, N.Y. MIN PTS RBS AST FG% 3FG% FT% - - - - - - -	<ul style="list-style-type: none"> Sidelined for the 2014-15 campaign after suffering a knee injury during the summer that will require surgery.

INTERVIEW POLICIES

All interview requests must be made in advance to SID Emily Feeny in the South Carolina Media Relations Office. Beginning with the start of practice in October, Feeny will release a weekly coach and student-athlete availability schedule to media on Mondays.

Post-Game Interview Policy: After each home game, the visiting coach will address the media first, followed by South Carolina student-athletes then South Carolina head coach Frank Martin. (Depending on deadline, this may be altered on a game-by-game basis).

Road Interview Policy: Interviews with Coach Martin while on the road will be scheduled according to the home post-game media procedure. No student-athlete interviews are allowed until after the game once the team leaves Columbia.

All interviews are to be coordinated through the Media Relations Office. This allows the staff to arrange the interview when it best suits the student-athlete's and the reporter's schedules. Please contact the Media Relations Office in advance to make your interview requests. Media are not permitted to contact student-athletes on their own at any time.

All interviews will take place at the designated media interview site for that day as listed in the weekly availability schedule or in the Media Relations Office.

Dormitory, apartment and cell phone numbers for student-athletes will not be provided to the media. Should you need to conduct a telephone interview with a student-athlete, a call will be placed to you from the student-athlete at a mutually agreeable time.

SOUTH CAROLINA MEDIA RELATIONS

Emily Feeny, primary contact
Associate Director

cell: 803-727-3284

e-mail: efeeny@mailbox.sc.edu

Twitter: @EmilyFeenySID

Website: www.GamecocksOnline.com

Facebook: www.Facebook.com/gamecocksonline

Twitter: @GamecockMBB

STAT COMPARISON

	SC	UNF	NCAA Rank
Record	0-0	0-0	-
Conference Record	-	-	-
Current Streak	-	-	-
Scoring Avg.	68.3	72.4	245/120
Opponent Scoring Avg.	69.9	74.3	169/279
Scoring Margin	-1.6	-1.8	232/236
Field Goal %	.413	.442	306/172
Opponent Field Goal %	.436	.457	171/269
3-Point Field Goal %	.378	.359	50/100
Opponent 3-Point Field Goal %	.326	.356	77/255
3-Point Field Goal Made PG	5.7	7.1	216/90
3-Point Field Goal Attempts PG	15.2	19.8	-
Free Throw %	.706	.705	154/156
Opponent Free Throw %	.687	.662	-
Rebounding Avg.	35.4	37.0	79/121
Opponent Rebounding Avg.	32.6	34.1	-
Rebounding Margin	+3.1	+2.9	79/87
Turnovers Avg.	14.3	15.1	244/342+
Opponent Turnover Avg.	13.4	10.9	-
Assists Avg.	12.2	12.5	161/189*
Blocks Avg.	3.8	3.9	133/141*
Steals Avg.	6.3	5.2	120/94*

* NCAA rank is total in category

+ NCAA rank is turnover margin

BY THE NUMBERS

11

Carolina returns 11 letterwinners (one senior, five juniors, five sophomores) and 4 starters (Henry, Carrera, Thornwell, Kacinas) from last season.

88.5%

The Gamecocks return 88.5% of rebounds from last season, led by Carrera's 186 (5.6 per game) total rebounds for the season.

23

Senior guard Ty Johnson posted 23 points in Carolina's exhibition win vs. Benedict. If a regular-season game, it would have set a career high for Johnson.

4

The Gamecocks won four of their final six games of the 2013-14 season, which included two victories in the SEC Tournament.

A SOUTH CAROLINA WIN WOULD ...

- Be the 13-straight season-opening victory for Carolina (last loss in 2000-01 season opener).
- Improve Frank Martin's record in season lidlifters to 8-0.
- Be the Gamecocks' first victory over an opponent from the Atlantic Sun since a 91-74 victory over Jacksonville on Dec. 7, 2012.

- South Carolina posted a 92-47 victory over Benedict in the team's lone exhibition game this season. Johnson led the Gamecocks with 23 points, six rebounds and six assists in the win. Carrera was huge on the boards, collecting 15 rebounds, while junior forward Laimonas Chatkevicius also pulled down double-digit rebounds with 12. Sophomore guard Duane Notice accounted for nine of Carolina's 23 assists (on 32 made baskets) in the game.

SCOUTING NORTH FLORIDA

The Ospreys posted a 16-16 record last season, which included a 10-8 mark in Atlantic Sun contests. UNF's 16 overall wins and 10 A-Sun wins both matched program records for a season. They lost a key inside presence in All-ASun second teamer Travis Wallace who paced the team's effort on the glass with 7.3 boards per game while adding 12.3 points, but returning is sophomore point guard Dallas Moore. The A-Sun Freshman of the Year in 2013 led UNF with 12.5 points and 2.5 assists per contest. The squad, led by head coach Matt Driscoll in his sixth season, was picked to finished second in the A-Sun Preseason Poll, while Moore, junior guard Beau Beech and sophomore forward Chris Davenport were all picked on the league's Preseason squad. The No. 2 preseason mark is the highest on record for the Ospreys.

THORNWELL NAMED SECOND TEAM PRESEASON ALL-SEC

Sophomore guard Sindarius Thornwell was honored with selection to the Preseason All-SEC Second Team on Thursday, the first preseason honor of his career. The Lancaster, S.C., native started all 34 games as a freshman, averaging 13.4 points, 4.1 rebounds 3.0 assists and 1.2 steals in 29.6 minutes per game. After leading all SEC freshmen in scoring and assists in conference games, Thornwell was named to the SEC All-Freshman Team last spring.

BY THE #'S

23 - Then-freshman guard Duane Notice scored the first 20-point game of his career with a team best 23 points in the SEC Tournament victory over Auburn last March. Notice averaged 8.2 points, 2.9 rebounds and 2.9 assists last season. Notice dished a season high eight assists vs. SC State last season, and posted 19 games with at least three helpers.

7.7, 6.7 - Then-sophomore Laimonas Chatkevicius was stellar in the final six games of last season (when the Gamecocks won four of the final six games), averaging well above his career averages with 7.7 points and 6.7 rebounds per game. That included a career high 16 points in the SEC Tournament victory over Arkansas.

15.6 - Sophomore guard Sindarius Thornwell returns for the Gamecocks after leading the SEC freshmen in points (15.6) and assists (4.0) in league games last season en route to All-Freshman Team honors. Thornwell is Carolina's top returning scorer, as he posted 13.4 points per game last season. He tallied seven 20-point games, which included six during the SEC campaign to set a Gamecock record for 20-point games by a rookie in league play.

"QUOTABLE"

"Real happy with our guys. I thought we played to the way we practiced. Guys were more mature, were stronger. Given the fact that we've practiced 13 times and in 13 practices we've only devoted three and a half to what we do defensively, it was good to see our guys playing through the disciplines that we teach. That's what happens when you have experience on your team. You have guys that believe in the culture and they embrace it and they understand it. Then they go out and execute." - Frank Martin after the Oct. 26 exhibition win vs. Benedict College

ASSOCIATED PRESS TOP 25

Preseason

Rk.	Team	Record	Pts.
1	Kentucky (52)	29-11	1,604
2	Arizona (5)	33-5	1,518
3	Wisconsin (8)	30-8	1,483
4	Duke	26-9	1,415
5	Kansas	25-10	1,346
6	North Carolina	24-10	1,274
7	Florida	36-3	1,153
8	Louisville	31-6	1,114
9	Virginia	30-7	1,090
10	Texas	24-11	1,061
11	Wichita St	35-1	1,027
12	Villanova	29-5	885
13	Gonzaga	29-7	840
14	Iowa State	28-8	781
15	Virginia Commonwealth	26-9	574
16	San Diego St	31-5	560
17	Connecticut	32-8	552
18	Michigan St	29-9	521
19	Oklahoma	23-10	426
20	Ohio State	25-10	340
21	Nebraska	19-13	309
22	SMU	27-10	285
23	Syracuse	28-6	178
24	Michigan	28-9	167
25	Harvard	27-5	98
25	Utah	21-12	98

Others receiving votes: Stanford 71, Iowa 58, Colorado 57, UCLA 35, Minnesota 34, Kansas St 27, Arkansas 21, Pittsburgh 20, Memphis 15, NC State 14, Louisiana Tech 9, Cincinnati 8, LSU 8, George Washington 7, Notre Dame 6, Oklahoma St 6, Dayton 6, Georgetown 5, Florida St 5, Maryland 3, Illinois 3, UNLV 2, BYU 2, West Virginia 1, Baylor 1, Stephen F. Austin 1, UTEP 1

Dropped from rankings: Cincinnati 15, Creighton 16, New Mexico 17, UCLA 20, Baylor 23, Saint Louis 25

ESPN/USA TODAY TOP 25

Preseason

Rk.	Team	Record	Pts.
1	Kentucky (24)	29-11	785
2	Arizona (3)	33-5	746
3	Duke (2)	26-9	715
4	Wisconsin (3)	30-8	706
5	Kansas	25-10	654
6	North Carolina	24-10	598
7	Florida	36-3	568
8	Virginia	30-7	519
9	Louisville	31-6	507
10	Texas	24-11	479
11	Wichita St	35-1	471
12	Villanova	29-5	439
13	Gonzaga	29-7	423
14	Iowa State	28-8	323
15	Connecticut	32-8	292
16	Virginia Commonwealth	26-9	259
17	San Diego St	31-5	251
18	Michigan St	29-9	241
19	Oklahoma	23-10	237
20	Ohio State	25-10	223
21	Nebraska	19-13	156
22	SMU	27-10	149
23	Michigan	28-9	139
24	Syracuse	28-6	128
25	Iowa	20-13	56

Others receiving votes: Stanford 47, Harvard 47, Kansas St 37, Pittsburgh 36, Utah 26, Memphis 25, Minnesota 18, UCLA 15, New Mexico 11, Oregon 9, Louisiana Tech 8, Colorado 8, Arkansas 8, Dayton 6, Providence 5, Notre Dame 5, Georgetown 4, Massachusetts 4, Illinois 4, UTEP 4, Florida St 3, Baylor 2, George Washington 1, Toledo 1, Saint Mary's 1, Miami (FL) 1

Dropped from rankings: UCLA 15, Baylor 18, Dayton 18, Creighton 20, Cincinnati 22, Tennessee 23, Stanford 24, Saint Louis 25



SOUTHEASTERN CONFERENCE STANDINGS

As of Nov. 13

Team	Conference	Overall
Arkansas	0-0	0-0
Auburn	0-0	0-0
Florida	0-0	0-0
Georgia	0-0	0-0
Kentucky	0-0	0-0
Ole Miss	0-0	0-0
Mississippi State	0-0	0-0
Missouri	0-0	0-0
South Carolina	0-0	0-0
Texas A&M	0-0	0-0
LSU	0-0	0-0
Tennessee	0-0	0-0
Vanderbilt	0-0	0-0
Alabama	0-0	0-0

COACHES TELECONFERENCE

The weekly SEC men's basketball coaches teleconference will be held every Monday beginning Monday, Jan. 6 through Monday, March 9. The 14 Southeastern Conference men's head basketball coaches will be featured from 10:00 -11:38 a.m. (CT).

Media representatives wishing to participate in the teleconference should contact the SEC Media Relations Department for further details. Each coach will appear on the teleconference for seven minutes, according to the following schedule:

ORDER OF APPEARANCE

(All Times Eastern)

11:00 a.m.....Kevin Stallings, Vanderbilt
11:07 a.m.....Billy Donovan, Florida
11:14 a.m..... Frank Martin, South Carolina
11:21 a.m.....Mark Fox, Georgia
11:28 a.m.....Johnny Jones, LSU
11:35 a.m.....John Calipari, Kentucky
11:42 a.m.....Donnie Tyndall, Tennessee
11:49 a.m.....Mike Anderson, Arkansas
11:56 a.m.....Anthony Grant, Alabama
12:03 a.m.....Bruce Pearl, Auburn
12:10 a.m.....Andy Kennedy, Ole Miss
12:17 a.m.....Rick Ray, Miss. State
12:24 a.m.....Kim Anderson, Missouri
12:31 a.m.....Billy Kennedy, Texas A&M

In addition, the SEC men's basketball teams who make it to postseason will be on a teleconference on Monday, March 16 beginning at 10:00 a.m. CT.

All SEC basketball teleconferences can be listened to on the internet at www.secsports.com shortly after the conclusion of the teleconference.

CAROLINA BENCH PRODUCTION

GAME	SC-OPP	DIFF. BENCH SCORER	SC HIGH
North Florida			
Baylor			
vs. Cornell			
vs. TBD			
vs. TBD			
UNC Asheville			
@Marshall			
Okla. State			
Clemson			
NC A&T			
vs. Iowa State			
Florida			
@Ole Miss			
Alabama			
@Auburn			
Tennessee			
Kentucky			
@LSU			
Georgia			
@Arkansas			
@Vanderbilt			
Missouri			
@Kentucky			
@Georgia			
Texas A&M			
@Alabama			
Miss. State			
Arkansas			
@Tennessee			
SEC Tourney			
NCAA Tourney			

SPECIALTY STATS

(PP) points in paint; (OT) points off turnovers; (2nd) second chance points; (FB) fast break points

(South Carolina-Opponent)

GAME	PP	OT	2ND	FB
North Florida				
Baylor				
vs. Cornell				
vs. TBD				
vs. TBD				
UNC Asheville				
@Marshall				
Okla. State				
Clemson				
NC A&T				
vs. Iowa State				
Florida				
@Ole Miss				
Alabama				
@Auburn				
Tennessee				
Kentucky				
@LSU				
Georgia				
@Arkansas				
@Vanderbilt				
Missouri				
@Kentucky				
@Georgia				
Texas A&M				
@Alabama				
Miss. State				
Arkansas				
@Tennessee				
SEC Tourney				
NCAA Tourney				
SC Total				
SC Average				
Opp Total				
Opp Average				

UNIVERSITY INFORMATION

Location.....	Columbia, S.C.
Founded.....	1801
Enrollment.....	31,964
Nickname.....	Gamecocks
Colors.....	Garnet (PMS 202) and Black
National Affiliation.....	NCAA Division I
Conference.....	Southeastern (SEC)
Athletics Web Address.....	www.GamecocksOnline.com
University Web Address.....	www.sc.edu
President.....	Dr. Harris Pastides
NCAA Representative.....	Dr. Zach Kelehear
Athletics Director.....	Ray Tanner
Basketball Administrator/Chief Operating Officer.....	Kevin O'Connell

BASKETBALL STAFF/INFORMATION

Head Coach.....	Frank Martin
Alma Mater.....	Florida International, '93
Record At South Carolina/Seasons.....	28-38 (.424), 2 seasons
Overall Record/Seasons.....	145-92 (.611), 7 seasons
Assistant Coach.....	Perry Clark (Gettysburg, '74)
Assoc. Head Coach/Recruiting Coord.....	Matt Figger (Eastern Kentucky, '95)
Assistant Coach.....	Lamont Evans (Kansas State, '09)
Director of Basketball Operations.....	Andy Assaley (Cincinnati, '96)
Strength & Conditioning Coach.....	Scott Greenawalt (Muskingum College, '98)
Athletic Trainer.....	Mark Rodger (Buffalo, '01)
Video Coordinator.....	David Kiefer (Kansas State, '07)
Student-Athlete Development.....	Doug Edwards (Florida State, '07)
Associate Media Relations Director.....	Emily Feeney (Ball State, '03)
Home Arena.....	Colonial Life Arena
Capacity.....	18,000
Arena General Manager.....	Lexi Boone
Press Row Phone Number.....	803-777-6182

BASKETBALL HISTORY

First Year of Basketball.....	1908
All-Time Record.....	1325-1187-1 (.527)
Overall Postseason Record.....	25-18
NCAA Tournament Appearances.....	8 (1971, 1972, 1973, 1974, 1989, 1997, 1998, 2004)
NCAA Tournament Record.....	4-9
Last NCAA Tournament Appearance.....	2004, L vs. Memphis, 59-43
NIT Appearances.....	11 (1969, 1975, 1978, 1983, 1991, 1996, 2001, 2002, 2005, 2006, 2009)
NIT Record.....	21-9
Last NIT Appearance.....	2009, L vs. Davidson, 70-63
Conference Championships/Titles. SoCon Regular Season (1927, 1933, 1934, 1945); SoCon Tournament Champion (1933); ACC Regular Season (1970); ACC Champion (1971); SEC Regular Season (1997); SEC East Division Co-Champions (2009)	

TEAM INFORMATION

2013-14 Record.....	14-20
Southeastern Conference Record/Finish.....	5-13/13th
SEC Tournament Record.....	2-1
Postseason.....	None
Letterwinners Returning/Lost.....	11/4
Starters Returning/Lost.....	4/1
.....	<i>*based on final game starters from 2013-14 season</i>
Newcomers.....	3
Roster Breakdown.....	3 freshmen, 5 sophomores, 5 juniors, 1 senior

UP NEXT

The Gamecocks host Baylor on Tuesday as part of ESPN's College Hoops Tip-Off Marathon. The game is set to tip at Noon at Colonial Life Arena, and will be broadcast on ESPN. Baylor claimed a narrow 66-64 victory over the visiting Gamecocks last November in Waco. Then-sophomore Michael Carrera hit a lay-up at the end of regulation, but it was just nano seconds after the final buzzer. Baylor leads the all-time series between the two schools 3-2.

2015 SEC TOURNAMENT

The 2015 edition of the SEC Tournament will be held in Nashville, Tenn., at Bridgestone Arena. The tournament was last held in the Music City in 2013. South Carolina owns a 4-4 record in Tournament games played in Nashville. The SEC Network will televise the first three days of the SEC Basketball Tournament (March 11-15), while the semifinals and championship game will be broadcast nationally on ESPN.

SEASON TICKETS, MINI-PLANS FOR SALE

Season tickets for Gamecock men's basketball are still on sale via the South Carolina Ticket Office. Fans should call 1-800-4SC-FANS, or visit www.GamecocksOnline.com/Tickets to purchase. Also available are three Mini-Plans, described below.

Football/Basketball Combo Pack (football, men's and women's basketball)

Football/basketball combo ticket package, which includes one ticket to the football game versus South Alabama (Nov. 22), the men's basketball game versus Clemson (Dec. 19) and the women's basketball game versus Southern California (Nov. 15). Cost for the package is just \$39.

Saturday 5-Game Mini-Plan (men's basketball)

The Saturday 5-Game Mini-Plan includes tickets to Oklahoma State, Georgia, Texas A&M, Mississippi State and Kentucky. Package prices start at \$65 for upper level seats and \$85 for lower level seats, which is a savings of 15%.

Flex Plan (men's basketball)

For \$99 fans will receive eight ticket vouchers redeemable for upper deck tickets to any game except Kentucky.

ROSTER BREAKDOWN

RETURNING STARTERS (4)

Demetrius Henry (forward)
Michael Carrera (forward)
Mindaugas Kacinas (forward)
Sindarius Thornwell (guard)
**based on final game of 2013-14 season*

RETURNING LETTERWINNERS (11)

Michael Carrera
Laimonas Chatkevicius
Austin Constable
Demetrius Henry
Tyrone Johnson
Mindaugas Kacinas
Justin McKie
Duane Notice
Brian Steele
Reggie Theus Jr.
Sindarius Thornwell

GUARDS (8)

TeMarcus Blanton
Austin Constable
Tyrone Johnson
Justin McKie
Duane Notice
Shamiek Sheppard
Marcus Stroman
Sindarius Thornwell

FORWARDS (7)

Michael Carrera
Laimonas Chatkevicius
Demetrius Henry
Mindaugas Kacinas
Shamiek Sheppard
Brian Steele
Reggie Theus Jr.

BY HEIGHT

Austin Constable, 5-11
Duane Notice, 6-2
Marcus Stroman, 6-2
Tyrone Johnson, 6-3
Justin McKie, 6-4
TeMarcus Blanton, 6-5
Michael Carrera, 6-5
Brian Steele, 6-5
Sindarius Thornwell, 6-5
Shamiek Sheppard, 6-6
Reggie Theus Jr., 6-6
Mindaugas Kacinas, 6-7
Demetrius Henry, 6-9
Laimonas Chatkevicius, 6-11

PRONUNCIATION

Lie-MOAN-us Ha-KEVA-chus
Min-DAWG-us Kye-chin-iss
Justin MACK-ee

2014-15 SOUTH CAROLINA ROSTER

ALPHABETICAL

No.	Name	Pos.	Ht.	Wt.	Cl.	Exp.	Hometown/High/Last School
5	TeMarcus Blanton	G	6-5	209	FR	HS	Locust Grove, Ga./Luella
24	Michael Carrera	F	6-5	212	JR	2VL	Anzoátegui, Venezuela/Montrose Christian School
14	Laimonas Chatkevicius	F	6-11	251	JR	2VL	Klaipeda, Lithuania/South Kent School
12	Austin Constable	G	5-11	178	JR	2VL	West Chester, Pa./Henderson
21	Demetrius Henry	F/C	6-9	226	SO	1VL	Miami, Fla./Faith Baptist Christian School
4	Tyrone Johnson	G	6-3	195	SR	2VL	Plainfield, N.J./Montrose Christian School/Villanova
25	Mindaugas Kacinas	F	6-7	227	JR	2VL	Klaipeda, Lithuania/Word of Life Fire Traditional School
20	Justin McKie	G	6-4	195	SO	1VL	Columbia, S.C./Irmo
10	Duane Notice	G	6-2	212	SO	1VL	Woodbridge, Canada/St. Michael's/St. Thomas More (Oakdale, Conn.)
-	Shamiek Sheppard	G/F	6-6	225	FR	HS	Brooklyn, N.Y./South Shore/Fishburne Military School (Waynesboro City, Va.)
35	Brian Steele	F	6-5	194	JR	2VL	Greenville, S.C./Wade Hampton School
1	Marcus Stroman	G	6-2	183	FR	HS	Columbia, S.C./Keenan
15	Reggie Theus Jr.	F	6-6	221	SO	1VL	Los Angeles, Calif./Fairfax
0	Sindarius Thornwell	G	6-5	215	SO	1VL	Lancaster, S.C./Oak Hill Academy

NUMERICAL

No.	Name	Pos.	Ht.	Wt.	Cl.	Exp.	Hometown/High/Last School
0	Sindarius Thornwell	G	6-5	215	SO	1VL	Lancaster, S.C./Oak Hill Academy
1	Marcus Stroman	G	6-2	183	FR	HS	Columbia, S.C./Keenan
4	Tyrone Johnson	G	6-3	195	SR	2VL	Plainfield, N.J./Montrose Christian School/Villanova
5	TeMarcus Blanton	G	6-5	209	FR	HS	Locust Grove, Ga./Luella
10	Duane Notice	G	6-2	212	SO	1VL	Woodbridge, Canada/St. Michael's/St. Thomas More (Oakdale, Conn.)
12	Austin Constable	G	5-11	178	JR	2VL	West Chester, Pa./Henderson
14	Laimonas Chatkevicius	F	6-11	251	JR	2VL	Klaipeda, Lithuania/South Kent School
15	Reggie Theus Jr.	F	6-6	221	SO	1VL	Los Angeles, Calif./Fairfax
20	Justin McKie	G	6-4	195	SO	1VL	Columbia, S.C./Irmo
21	Demetrius Henry	F/C	6-9	226	SO	1VL	Miami, Fla./Faith Baptist Christian School
24	Michael Carrera	F	6-5	212	JR	2VL	Anzoátegui, Venezuela/Montrose Christian School
25	Mindaugas Kacinas	F	6-7	227	JR	2VL	Klaipeda, Lithuania/Word of Life Fire Traditional School
35	Brian Steele	F	6-5	194	JR	2VL	Greenville, S.C./Wade Hampton School
-	Shamiek Sheppard	G/F	6-6	225	FR	HS	Brooklyn, N.Y./South Shore/Fishburne Military School (Waynesboro City, Va.)

Head Coach: Frank Martin (Florida International, '93)

Associate Head Coach/Recruiting Coordinator: Matt Figger (Eastern Kentucky, '95)

Assistant Coach: Perry Clark (Gettysburg, '74)

Assistant Coach: Lamont Evans (Kansas State, '09)

Director of Basketball Operations: Andy Assaley (Cincinnati, '96)

Strength & Conditioning Coach: Scott Greenawalt (Muskingum College, '98)

Athletic Trainer: Mark Rodger (Buffalo, '01)

Video Coordinator: David Kiefer (Kansas State, '07)

Student-Athlete Development: Doug Edwards (Florida State, '07)

TOP RETURNING...

Scorer..... Sindarius Thornwell, 13.4 ppg
Rebounder..... Michael Carrera, 5.6 rpg
Assist Maker..... Tyrone Johnson, 3.4 apg
FG Shooter *..... Mindaugas Kacinas, 55.6%
3-Point FG Shooter \$..... Sindarius Thornwell, 37.0%
FT Shooter \$..... Tyrone Johnson, 75.3%
Shot Blocker..... Michael Carrera, 0.9 bpg
Steal Maker..... Sindarius Thornwell, 1.17 spg

* at least 100 attempts

\$ at least 50 attempts



HEAD COACH FRANK MARTIN

EIGHTH SEASON OVERALL | 145-92 (.611) | THIRD SEASON AT SOUTH CAROLINA | 28-38 (.424)

THE MARTIN FILE

COACHING

EXPERIENCE

30th year

COLLEGE EXPERIENCE

15th season

COLLEGE HEAD COACH EXPERIENCE

8th season

HIRE DATE AT CAROLINA

March 27, 2012

PERSONAL

HOMETOWN

Miami, Fla.

ALMA MATER

Florida International, 1993 (B.A. Physical Ed.)

FAMILY

Wife, Anya

Children, Brandon, Amalia and Christian

COACHING RESUME

HIGH SCHOOL

Miami Senior High, 1985-93

Varsity Boys' Assistant Coach

Junior Varsity Boys' Head Coach

North Miami High, Head Coach, 1993-95

Miami Senior High, Head Coach, 1995-98

B.T. Washington High, Head Coach, 1999-2000

COLLEGE ASSISTANT COACH

Northeastern, 2000-04

Cincinnati, 2004-06

Kansas State, 2006-07

COLLEGE HEAD COACH

Kansas State, 2007-12

South Carolina, 2012-present

Frank Martin was named the head men's basketball coach at the University of South Carolina on March 27, 2012, becoming the 32nd head coach in the history of the South Carolina program, which enters its 107th season as a varsity sport in 2014-15. Martin owns a 145-92 (.611) overall record as a head coach, entering his eighth season overall, and third season at South Carolina.

Since his appointment as head coach in Columbia, Martin, 48, has become a fixture in the community. He has spoken at numerous events, including Gamecock Club Fan Fests, numerous community council and rotary club events, coaching clinics, and the Fathers and Families Decades of Dads event, among others. He was also selected as a Court Coach for USA Basketball in June 2012, assisting Florida head coach Billy Donovan with the Men's U18 National Team training camp in Colorado Springs, Colo., at the U.S. Olympic Training Center. The camp was used to determine the 12-member roster that represented the USA at the 2012 FIBA Americas U18 Championship in late June.

Martin was honored again during the summer of 2013, serving as an assistant coach for the United States on head coach Bob McKillop's staff alongside Michigan head coach John Beilein for the U.S. Men's World University Games team. The squad spent time in Colorado Springs at training camp, before embarking on a two-week journey to Kazan, Russia, in early July, for the event. He furthered his international coaching experience as head coach of USA East Coast during the summer of 2014, which represented the United States at the Tallinn Cup in Estonia.

During his first season (2012-13) in Columbia, Martin led his squad to a 14-18 record, which included a 4-14 mark in SEC contests. The Garnet and Black captured the Hoops For Hope

Classic tournament crown after posting a 4-0 record competing in the event with home victories over Milwaukee and Rider, before defeating Missouri State in overtime, and UALR in Puerto Vallarta, Mexico, over the Thanksgiving holiday. Freshman forward Michael Carrera was honored after the conclusion of the regular season with selection to the 2013 SEC All-Freshman Team, as voted on by the league's head coaches. During the spring of 2013, the Gamecock coaching staff signed seven freshmen, while welcoming Villanova transfer Ty Johnson to the team, a recruiting class which ranked No. 23 in the nation according to ESPN.com.

Martin's second season (2013-14) leading the Gamecocks saw the squad win four of its final six games of the year, including two games in the SEC Tournament, marking the first Tournament wins for the Gamecocks since the 2008 campaign. Martin and his staff put together a non-conference schedule that challenged his team to prepare for the rigors of the SEC campaign. The Gamecocks posted several quality victories, including a win versus Saint Mary's at the Hawaiian Airlines Diamond Head Classic in December, and home victories versus Alabama, Vanderbilt and No. 17 Kentucky to name a few.

Martin tutored his second SEC All-Freshman Team honoree in as many seasons, as rookie guard Sindarius Thornwell led all freshmen in the SEC in league games in points (15.6) and assists (4.0) to earn a spot on the postseason team. Thornwell also garnered three SEC Freshman of the Week awards, and was named the Feb. 18 Wayman Tisdale National Freshman of the Week.

A native of Miami, Fla., Martin earned his bachelor's degree in physical education from Florida International in 1993. He and his wife, Anya, have three children, Brandon, Amalia and Christian.

MARTIN'S CAREER RECORD, YEAR-BY-YEAR

YEAR	RECORD	CONFERENCE (FINISH)	POSTSEASON
2007-08	21-12	10-6 (3rd)	1-1; NCAA 2nd Round
2008-09	22-12	9-7 (t4th)	1-1; NIT
2009-10	29-8	11-5 (t2nd)	3-1; NCAA Elite Eight
2010-11	23-11	10-6 (t3rd)	1-1; NCAA Third Round
2011-12	22-11	10-8 (5th)	1-1; NCAA Third Round
2012-13	14-18	4-14 (t12th)	-
2013-14	14-20	5-13 (13th)	-
2014-15			
Totals	145-92 (.611)	59-59 (.500)	7-5 (.583)/4 NCAA/1 NIT

2014-15 RADIO/TV SPOT CHART



#0

SINDARIUS THORNWELL

So. - G - 6-5 - 215
Lancaster, S.C.
Oak Hill Academy



#1

MARCUS STROMAN

Fr. - G - 6-2 - 183
Columbia, S.C.
Keenan



#4

TYRONE JOHNSON

Sr. - G - 6-3 - 195
Plainfield, N.J.
Montrose Christian/
Villanova



#5

TEMARCUS BLANTON


Fr. - G - 6-5 - 209
Locust Grove, Ga.
Luella



#10

DUANE NOTICE


So. - G - 6-2 - 212
Woodbridge, Ontario
St. Thomas More
(Oakdale, Conn.)



#12

AUSTIN CONSTABLE

Jr. - G - 5-11 - 178
West Chester, Pa.
Henderson



#14

LAIMONAS CHATKEVICIUS

Jr. - F - 6-11 - 251
Klaipeda, Lithuania
South Kent School
(South Kent, Conn.)



#15

REGGIE THEUS JR.

So. - F - 6-6 - 221
Los Angeles, Calif.
Fairfax



#20

JUSTIN MCKIE

So. - G - 6-4 - 195
Columbia, S.C.
Irmo



#21

DEMETRIUS HENRY

So. - F - 6-9 - 226
Miami, Fla.
Faith Baptist Christian
School



#24

MICHAEL CARRERA


Jr. - F - 6-5 - 212
Anzoategui, Venezuela
Montrose Christian



#25

MINDAUGAS KACINAS

Jr. - F - 6-7 - 227
Klaipeda, Lithuania
Word of Life Fire



#35

BRIAN STEELE

Jr. - F - 6-5 - 194
Greenville, S.C.
Wade Hampton



SHAMIEK SHEPPARD

Fr. - G/F - 6-6 - 225
Brooklyn, N.Y.
Fishburne Military
School



FRANK MARTIN

Head Coach

GAMECOCKS' RECORD WHEN ...

At home	9-7
On the road	1-11
At neutral sites	4-2
In overtime	0-0
vs. Top 25 team	0-0
vs. Top 10 team	0-0
vs. Top 3 team	0-0
Leading at half	12-5
Trailing at half	2-14
Tied at half	0-1
Shooting 50% or better	5-0
Shooting between 39-49%	7-10
Shooting less than 39%	2-10
Opp. shooting 50% or better	0-8
Opp. shooting between 39-49%	7-11
Opp. shooting less than 39%	7-1
Shooting better than opp.	12-1
Shooting worse than/equal to opp.	2-19
Starters out-score opp. starters	7-5
Opp. starters score/equal more	7-15
Bench out-scores opp. bench	10-9
Opp. bench scores/equals more	4-11
Having more FTs than opp.	7-3
Having equal/less FTs than opp.	7-17
Have more TOs than opp.	5-12
Having equal/less TOs than opp.	9-8
Having more rebounds than opp.	12-8
Having equal/less rebounds than opp.	2-12
Making 6 or more 3FGs	8-10
Having 15 or more assists	3-4
Having less than 15 assists	11-16
Score more points in paint than opp.	11-9
Scoring equal/less points in paint than opp.	3-11
Scoring more points off TOs than opp.	9-4
Scoring equal/less points off TOs than opp.	4-15
Scoring more 2nd-chance points than opp.	11-8
Scoring equal/less 2nd-chance points than opp.	3-12
Scoring more fast break points than opp.	8-4
Scoring equal/less fast break points than opp.	5-15
Wearing White uniforms	10-6
Wearing Garnet uniforms	4-6
Wearing Black uniforms	0-8
Playing on live TV	12-17
Playing in November	2-2
Playing in December	4-4
Playing in January	2-6
Playing in February	2-6
Playing in March	4-2
Playing a day-game	8-10
Playing a night-game	6-10
Playing on Sunday	2-1
Playing on a Monday	1-1
Playing on a Tuesday	0-3
Playing on a Wednesday	3-8
Playing on a Thursday	2-1
Playing on a Friday	1-2
Playing on a Saturday	5-6
Scoring margin is 5 points or less	3-5
Margin is between 6-10	4-4
Margin is between 11-20	3-7
Margin is more than 20	4-4
Scoring 59 points or less	0-8
Scoring 60-69 points	4-7
Scoring 70-79 points	4-5
Scoring 80-89 points	4-0
Scoring 90-99 points	1-0
Scoring 100+ points	0-0

MISCELLANEOUS

Current streak	L1
Home court streak	L1
Away streak	W1
Neutral court streak	L1

2013-14 SUPERLATIVES

(tied for team lead also included)

Scoring Leaders	'13-14	Career
Brenton Williams	13	23
Sindarius Thornwell	12	12
Tyrone Johnson	5	5*
Duane Notice	3	3
Mindaugas Kacinas	2	2
Jaylen Shaw	1	1

Rebounding Leaders	'13-14	Career
Michael Carrera	14	27
Mindaugas Kacinas	10	13
Desmond Ringer	4	4
Sindarius Thornwell	4	4
Laimonas Chatkevicius	3	6
Tyrone Johnson	3	3*
Demetrius Henry	2	2
Duane Notice	1	1

Assists Leaders	'13-14	Career
Sindarius Thornwell	17	17
Duane Notice	15	15
Tyrone Johnson	10	10*
Mindaugas Kacinas	1	1
Jaylen Shaw	1	1
Brenton Williams	1	3

Blocks Leaders	'13-14	Career
Michael Carrera	11	20
Laimonas Chatkevicius	11	16
Demetrius Henry	11	11
Mindaugas Kacinas	9	15
Sindarius Thornwell	9	9
Desmond Ringer	5	5
Duane Notice	2	2

Steals Leaders	'13-14	Career
Brenton Williams	11	22
Michael Carrera	10	13
Sindarius Thornwell	10	10
Mindaugas Kacinas	7	10
Demetrius Henry	5	5
Duane Notice	4	4
Bruce Ellington	2	26
Tyrone Johnson	2	2*
Laimonas Chatkevicius	1	3
Austin Constable	1	1
Justin McKie	1	1
Jaylen Shaw	1	1
Brian Steele	1	2
Reggie Theus Jr.	1	1

Double-Figure Scoring	'13-14	Career
Brenton Williams	25	48
Sindarius Thornwell	21	21
Duane Notice	13	13
Tyrone Johnson	10	10*
Michael Carrera	5	17
Laimonas Chatkevicius	5	7
Mindaugas Kacinas	5	10
Demetrius Henry	3	3
Jaylen Shaw	3	3
Bruce Ellington	1	40

20+ points	'13-14	Career
Brenton Williams	8	10
Sindarius Thornwell	7	7
Duane Notice	1	1

30+ points	'13-14	Career
Brenton Williams	1	2

Double-Figure Rebounding	'13-14	Career
Michael Carrera	4	10

Mindaugas Kacinas	4	7
Sindarius Thornwell	2	2
Demetrius Henry	1	1

5+ assists	'13-14	Career
Duane Notice	5	5
Sindarius Thornwell	5	5
Tyrone Johnson	3	3*
Jaylen Shaw	1	1

3+ steals	'13-14	Career
Brenton Williams	6	10
Sindarius Thornwell	4	4
Michael Carrera	3	4

2+ blocks	'13-14	Career
Michael Carrera	9	14
Demetrius Henry	6	6
Mindaugas Kacinas	5	10
Laimonas Chatkevicius	4	9
Sindarius Thornwell	4	4
Desmond Ringer	1	1

Double-Doubles	'13-14	Career
Sindarius Thornwell	2	2
Michael Carrera	1	6
Demetrius Henry	1	1
Mindaugas Kacinas	1	2

Clutch Free Throws (under 5 min/OT)

	FT-FTA	%
Bruce Ellington	2-2	1.000
Sindarius Thornwell	31-39	.795
Brenton Williams	33-37	.892
Tyrone Johnson	19-26	.731
Mindaugas Kacinas	7-11	.636
Duane Notice	9-12	.750
Michael Carrera	15-25	.600
Reggie Theus Jr.	3-8	.375
Brian Steele	0-2	.000
Laimonas Chatkevicius	6-8	.750
Jaylen Shaw	3-3	1.000
Desmond Ringer	2-7	.286
Demetrius Henry	1-5	.200
Justin McKie	2-4	.500
Totals	133-189	.704

* indicates at South Carolina

Miscellaneous

Largest Halftime Lead	
SC	22, vs. Longwood (Nov. 9, 2013)
Opp	24, at Oklahoma State (Dec. 6, 2013)
Smallest Halftime Lead	
SC	1, (3 times) Last vs. Vanderbilt (Feb. 13, 2014)
Opp	2, (Twice) Last vs. Florida (March 4, 2014)
Fewest Points In First Half	
SC	15, at Oklahoma State (Dec. 6, 2013)
Opp	15, Longwood (Nov. 9, 2013)
Most Points In First Half	
SC	44, vs. SC State (Jan. 3, 2014)
Opp	45, (Twice) Last at Georgia (Jan. 22, 2014)
Fewest Points In Second Half	
SC	20, vs. Florida (March 4, 2014)
Opp	21, vs. Akron (Dec. 28, 2013)
Most Points In Second Half	
SC	56, vs. Marshall (Dec. 30, 2013)
Opp	52, at Georgia (Jan. 22, 2014)
Most Points in Overtime	
SC	-
Opp	-
Largest Margin of Victory	
SC	38, vs. Longwood (Nov. 9, 2013)
Opp	27, at Oklahoma State (Dec. 6, 2013)
Smallest Margin of Victory	

2013-14 RESULTS: OVERALL, 14-20; HOME, 9-7; AWAY, 1-11; NEUTRAL, 4-2; SEC, 5-13

DATE	OPPONENT	W/L	SCORE	RECORD (SEC)	POINTS	REBOUNDS	ASSISTS	BLOCKS	STEALS	ATTENDANCE
Nov. 9	Longwood	W,	82-44	1-0 (0-0)	Johnson (18)	Kacinas (14)	Notice (4)	3 with 2	Carrera (2)	8,536 (paid)
Nov. 12	at No. 23/25 Baylor \$	L,	64-66	1-1 (0-0)	Thornwell (20)	Carrera (7)	Johnson (8)	Henry (2)	Thornwell (3)	5,706
Nov. 17	at Clemson	L,	71-57	1-2 (0-0)	Kacinas (13)	Kacinas (12)	Johnson/Notice (2)	Henry/Chatkevicius (1)	Thornwell/Carrera (2)	7,283
Nov. 24	FIU	W,	84-72	2-2 (0-0)	Johnson (18)	Kacinas (9)	Johnson (7)	Carrera (2)	Williams (2)	9,869 (paid)
Dec. 6	at No. 9/11 Okla. St. #	L,	79-52	2-3 (0-0)	Shaw (13)	Carrera (7)	Johnson/Shaw (3)	Henry (2)	3 with 1	13,611
Dec. 17	Manhattan	L,	86-68	2-4 (0-0)	Thornwell (17)	Thornwell/Kacinas (5)	Thornwell/Johnson (3)	3 with 1	3 with 1	7,573 (paid)
Dec. 19	USC Upstate	L,	74-68	2-5 (0-0)	Thornwell (19)	Kacinas (9)	3 with 3	Ringer (2)	Ellington (2)	7,531 (paid)
Dec. 22	vs. Saint Mary's %	W,	78-71	3-5 (0-0)	Johnson (16)	Henry (8)	4 with 3	3 with 1	Henry (2)	8,093
Dec. 23	vs. Boise State %	L,	80-54	3-6 (0-0)	Williams (14)	Chatkevicius (6)	Johnson (3)	Henry/Chatkevicius (2)	3 with 1	6,438
Dec. 25	vs. Akron %	W,	69-59	4-6 (0-0)	Notice (15)	4 with 5	Johnson (5)	3 with 1	Thornwell (2)	6,769
Dec. 28	Akron	W,	78-45	5-6 (0-0)	Williams (24)	Carrera (7)	Notice (6)	Kacinas (2)	Kacinas/Johnson (2)	7,802 (paid)
Dec. 30	Marshall	W,	92-65	6-6 (0-0)	Johnson/Williams (18)	Ringer (7)	Notice (6)	Carrera (4)	7 with 1	7,935 (paid)
Jan. 3	SC State	W,	82-75	7-6 (0-0)	Williams (19)	Henry (11)	Notice (8)	Carrera (2)	4 with 1	7,357 (paid)
Jan. 8	at No. 10/11 Florida*	L,	74-58	7-7 (0-1)	Johnson (12)	Johnson (6)	Notice (3)	Kacinas (1)	Williams/Thornwell (3)	12,147
Jan. 11	LSU*	L,	71-68	7-8 (0-2)	Thornwell (25)	3 with 5	Johnson (3)	Carrera (2)	3 with 2	12,071 (paid)
Jan. 15	at Texas A&M*	L,	75-67	7-9 (0-3)	Williams (14)	Ringer (9)	Notice (5)	Notice/Chatkevicius (1)	Carrera (4)	9,257
Jan. 18	Ole Miss*	L,	75-74	7-10 (0-4)	Thornwell (24)	Thornwell (11)	Notice/Thornwell (4)	Chatkevicius/Thornwell (2)	Carrera (3)	14,302 (paid)
Jan. 22	at Georgia*	L,	97-76	7-11 (0-5)	Thornwell (26)	Carrera/Chatkevicius (6)	Thornwell (4)	Henry/Chatkevicius (2)	Chatkevicius/Shaw(2)	5,366
Jan. 25	at Missouri*	L,	82-74	7-12 (0-6)	Williams (32)	Carrera (11)	Notice (4)	Carrera/Ringer (1)	Williams (3)	12,033
Jan. 29	Texas A&M*	W,	80-52	8-12 (1-6)	Notice/Thornwell (19)	Carrera (9)	Notice/Thornwell (3)	3 with 2	Williams(3)	9,950 (paid)
Feb. 1	at Ole Miss*	L,	71-75	8-13 (1-7)	Williams (23)	Carrera (11)	Thornwell (6)	Carrera (3)	Notice (2)	6,977
Feb. 5	Auburn*	L,	74-79	8-14 (1-8)	Williams (29)	Carrera (8)	Thornwell (9)	Henry/Kacinas/Thornwell (1)	Thornwell (4)	8,581 (paid)
Feb. 8	at Tennessee*	L,	53-72	8-15 (1-9)	Thornwell (15)	Kacinas (6)	Thornwell (4)	Chatkevicius (2)	Thornwell (4)	17, 215
Feb. 13	Vanderbilt*	W,	65-59	9-15 (2-9)	Thornwell (19)	Kacinas (7)	Thornwell (6)	Henry/Kacinas (2)	Carrera (3)	9,829 (paid)
Feb. 15	Alabama*	W,	67-66	10-15 (3-9)	Thornwell (22)	Carrera (7)	Notice (6)	Carrera (4)	Kacinas (2)	8,186 (paid)
Feb. 19	at Arkansas*	L,	64-71	10-16 (3-10)	Williams (29)	Kacinas (7)	Thornwell (5)	Kacinas/Thonwell (1)	Henry/Williams (2)	15,017
Feb. 22	Georgia*	L,	56-73	10-17 (3-11)	Thornwell (18)	Carrera (12)	Thornwell (5)	Kacinas/Thornwell (2)	Williams (3)	13,571 (paid)
Feb. 26	at Auburn*	L,	63-83	10-18 (3-12)	Williams (26)	Carrera (13)	Notice (5)	Henry/Kacinas (1)	3 with 1	14,434
March 1	No. 17/15 Kentucky*	W,	72-67	11-18 (4-12)	Williams (24)	Carrera (7)	Thornwell (4)	Carrera (3)	Williams (3)	15,303 (paid)
March 4	No. 1/1 Florida*	L,	46-72	11-19 (4-13)	Kacinas (12)	Chatkevicius (9)	Thornwell (4)	Chatkevicius/Henry (1)	Williams (2)	12,781 (paid)
March 8	at Mississippi State*	W,	74-62	12-19 (5-13)	Williams (27)	Thornwell (11)	Thornwell (4)	3 with 1	Williams (4)	6,105
March 12	vs. Auburn!	W,	74-56	13-19 (5-13)	Notice (23)	Kacinas (10)	3 with 3	3 with 1	Thornwell (3)	7,132
March 13	vs. Arkansas!	W,	71-69	14-19 (5-13)	Thornwell (17)	Kacinas (10)	Notice (3)	Kacinas/Chatkevicius (1)	Thornwell (2)	9,308
March 14	vs. Tennessee!	L	44-59	14-20 (5-13)	Williams (9)	Carrera (8)	Notice (5)	Thornwell/Notice (1)	Thornwell (2)	15,273

\$ ESPN College Hoops Tip-Off Marathon (Waco, Texas) | # Big 12/SEC Challenge (Stillwater, Okla.) | % Hawaiian Airlines Diamond Head Classic (Honolulu, Hawaii) |

* indicates conference game | ! SEC Tournament (Atlanta, Ga.)

Home games in bold

SOUTH CAROLINA BENCH PRODUCTION

GAME	SC-OPP	DIFF.	SC HIGH BENCH SCORER
Longwood	30-18	+12	Williams, 14
@Baylor	17-36	-19	Williams, 12
@Clemson	18-34	-16	Carrera, 9
FIU	32-18	+14	Shaw/Williams, 16
@Okla. St.	20-19	+1	Shaw, 13
Manhattan	21-24	-3	Carrera, 10
USC Upstate	21-26	-5	Williams, 8
vs. Saint Mary's	26-5	+21	Chatkevicius, 12
vs. Boise State	29-27	+2	Williams, 14
vs. Akron	26-25	+1	Johnson/Carrera, 10
Akron	24-33	-9	Carrera, 13
Marshall	42-21	+21	Johnson, 18
SC State	29-30	-1	Johnson, 17
@Florida	22-15	+7	Johnson, 12
LSU	28-30	-2	Johnson, 15
@Texas A&M	29-35	-6	Ringer, 9
Ole Miss	23-28	-5	Shaw, 9
@Georgia	17-39	-22	Shaw, 12
@Missouri	7-6	+1	Chatkevicius, 4
Texas A&M	13-18	-5	Chatkevicius, 12
@Ole Miss	11-15	-4	Kacinas, 7
Auburn	14-6	+8	Kacinas, 14
@Tennessee	19-13	+6	Steele, 7
Vanderbilt	11-2	+9	Chatkevicius, 7
Alabama	17-15	+2	Shaw, 8
@Arkansas	7-21	-14	Steele, 3
Georgia	13-13	0	Steele, 8
@Auburn	21-18	+3	Notice, 8
Kentucky	19-4	+15	Notice, 9
Florida	20-13	+7	Notice, 11
@Miss. St.	6-25	-19	Notice, 6
SEC-Auburn	34-9	+25	Notice, 23

SPECIALTY STATS

(PP) points in paint; (OT) points off turnovers; (2nd) second chance points; (FB) fast break points

(South Carolina-Opponent)

GAME	PP	OT	2ND	FB
Longwood	36-18	19-9	11-10	14-0
@Baylor	22-20	19-4	5-16	2-0
@Clemson	40-26	10-13	15-8	4-4
FIU	34-32	13-11	10-8	21-10
@Okla. St.	16-32	11-33	9-19	9-10
Manhattan	34-32	21-22	11-15	6-12
USC Upstate	26-34	19-14	11-10	14-12
vs. Saint Mary's	40-28	15-10	8-4	0-0
vs. Boise State	22-40	2-20	7-8	0-0
vs. Akron	46-28	20-10	8-11	0-0
Akron	36-14	23-5	18-8	7-2
Marshall	54-28	21-12	18-4	16-6
SC State	26-40	10-15	13-20	6-10
@Florida	16-40	13-22	3-2	5-20
LSU	26-24	13-19	6-10	8-2
@Texas A&M	28-26	10-18	15-12	4-8
Ole Miss	30-28	19-19	11-10	6-6
@Georgia	22-32	15-14	4-15	0-4
@Missouri	16-34	14-12	11-11	4-12
Texas A&M	30-20	24-17	8-4	11-10
@Ole Miss	28-24	12-23	12-12	2-6
Auburn	40-36	12-16	14-16	12-17
@Tennessee	28-38	12-20	7-13	8-8
Vanderbilt	36-34	7-13	23-9	4-6
Alabama	32-16	6-12	6-2	15-6
@Arkansas	28-24	14-23	14-17	8-15
Georgia	12-24	9-9	10-8	9-6
@Auburn	26-30	14-22	9-5	2-4
Kentucky	28-12	14-12	11-10	6-6
Florida	24-26	10-27	8-23	4-15
@Miss. St.	36-30	15-27	18-12	7-12
SEC-Auburn	16-16	23-13	22-6	4-2
SEC-Arkansas	29-29	11-19	11-13	8-6
SEC-Tennessee	18-32	9-11	11-7	5-6
SC Total	981	479	378	231
SC Average	28.8	14.1	11.1	6.8
Opp Total	947	546	358	243
Opp Average	27.8	16.1	10.5	7.1

2013-14 GAME-BY-GAME STARTING LINEUPS

OPPONENT, RESULT	GUARD	GUARD	FORWARD/GUARD	FORWARD	FORWARD
Longwood, W	Johnson	Thornwell	Notice (g)	Henry	Kacinas
@Baylor, L	Johnson	Thornwell	Carrera (f)	Henry	Kacinas
@Clemson, L	Johnson	Thornwell	Notice (g)	Henry	Kacinas
FIU, W	Johnson	Thornwell	Carrera (f)	Henry	Kacinas
@Okla. St., L	Johnson	Thornwell	Carrera (f)	Henry	Kacinas
Manhattan, L	Johnson	Thornwell	Ellington (g)	Henry	Kacinas
USC Upstate, L	Johnson	Thornwell	Ellington (g)	Henry	Kacinas
vs. Saint Mary's, W	Johnson	Thornwell	Notice (g)	Henry	Kacinas
vs. Boise State, L	Johnson	Thornwell	Notice (g)	Henry	Kacinas
vs. Akron, W	Williams	Thornwell	Notice (g)	Henry	Kacinas
Akron, W	Williams	Thornwell	Notice (g)	Henry	Kacinas
Marshall, W	Williams	Thornwell	Notice (g)	Henry	Kacinas
SC State, W	Williams	Thornwell	Notice (g)	Henry	Kacinas
@Florida, L	Williams	Thornwell	Notice (g)	Henry	Kacinas
LSU, L	Williams	Thornwell	Notice (g)	Henry	Kacinas
@Texas A&M, L	Williams	Thornwell	Notice (g)	Henry	Kacinas
Ole Miss, L	Williams	Thornwell	Notice (g)	Chatkevicius	Ringer
@Georgia, L	Williams	Thornwell	Notice (g)	Henry	Carrera
@Missouri, L	Williams	Thornwell	Notice (g)	Henry	Carrera
Texas A&M, W	Williams	Thornwell	Notice (g)	Henry	Carrera
@Ole Miss, L	Williams	Thornwell	Notice (g)	Henry	Carrera
Auburn, L	Williams	Thornwell	Notice (g)	Henry	Carrera
@Tennessee, L	Williams	Thornwell	Notice (g)	Henry	Carrera
Vanderbilt, W	Williams	Thornwell	Notice (g)	Kacinas	Carrera
Alabama, W	Williams	Thornwell	Notice (g)	Kacinas	Carrera
@Arkansas, L	Williams	Thornwell	Notice (g)	Kacinas	Carrera
Georgia, L	Williams	Thornwell	Notice (g)	Kacinas	Carrera
@Auburn, L	Williams	Thornwell	Carrera (f)	Kacinas	Henry
Kentucky, W	Williams	Thornwell	Carrera (f)	Kacinas	Henry
Florida, L	Williams	Thornwell	Carrera (f)	Kacinas	Henry
@Miss. St., W	Williams	Thornwell	Carrera (f)	Kacinas	Henry
SEC-Auburn, W	Williams	Thornwell	Carrera (f)	Kacinas	Henry
SEC-Arkansas, W	Williams	Thornwell	Carrera (f)	Kacinas	Henry
SEC-Tennessee, L	Williams	Thornwell	Carrera (f)	Kacinas	Henry

EXHIB. - SOUTH CAROLINA 92, BENEDICT 47
OCT. 26, 2014/COLONIAL LIFE ARENA

COLUMBIA, S.C. - In the first-ever meeting between South Carolina and Benedict College, the Gamecocks came away with a decisive 92-47 win in the exhibition contest at Colonial Life Arena. Senior point guard Tyrone Johnson led all scorers with 23 points and added six rebounds and six assists.

Benedict got on the scoreboard first with a jumper from forward Lafonzo Smith, but the Gamecocks stormed out to a 9-0 run ignited by the play of Johnson whose one-handed dunk started it. Three minutes later, a run-out led to Johnson lobbing the ball up to Thornwell for an emphatic alley-oop.

Just before the 13-minute mark, the Tigers closed to within six at 13-7 with a 3-pointer from guard Justin Peeples. The Gamecocks responded with six points from Notice and Johnson's first 3-pointer of the game to start an 18-4 run over the next five-plus minutes to push the lead to 37-14 with 5:17 left on the clock.

Just as Benedict was able to get its deficit down to 17, Carolina ended the half on a 16-2 run with back-to-back 3-pointers coming from Johnson and Thornwell to go with six points from junior forward Laimonas Chatkevicius. The Gamecocks took a 55-25 lead into the break after shooting 19-of-34 (55.9 percent) and holding the Tigers to only eight made field goals in the opening 20 minutes.

Carolina extended its lead to 39 nearly seven minutes into the second half after holding Benedict without a made field goal through the first seven-plus minutes of the set. The Gamecocks continued to build on their lead the rest of the way, ending the game with a 92-47 win.

Junior guard Austin Constable did not play in the exhibition contest due to a left knee injury, and sophomore guard Justin McKie did not play due to a concussion.

EXHIBITION



Official Basketball Box Score - Game Totals - Final Statistics
Benedict College vs South Carolina
 10/26/14 4 p.m. ET at Columbia, S.C. (Colonial Life Arena)

Benedict College 47 • 0-0

#	Player	Total			3-Ptr			Rebounds			PF	TP	A	TO	Blk	Stl	Min
		FG	FGA	FT	FTA	FG	FGA	FT	FTA	Off							
32	SMITH, Lafonzo	f	1-6	0-1	1-3	0	1	1	2	3	0	0	1	0	0	20	
34	MANTOVANI, Roberto	c	2-3	0-0	1-1	2	3	5	3	5	0	3	0	1	24		
10	REYNARD, Brennan	g	1-11	0-4	4-4	1	1	2	3	6	3	4	0	3	31		
14	RANSOM, Kareem	g	3-9	2-5	4-4	2	2	4	3	12	1	0	0	0	27		
22	CRAWFORD, Andrew	g	3-17	2-11	0-1	0	5	5	0	8	2	0	0	1	31		
05	PEEPLS, Justin		1-5	1-5	2-2	0	2	2	3	5	1	2	0	0	13		
12	ROBIN, Kel		1-5	0-1	0-0	0	0	0	0	2	0	0	0	0	9		
24	COOKE, Quiron		1-3	0-2	0-0	2	1	3	2	2	0	1	0	0	11		
25	JOHNSON, Deonte		0-5	0-0	2-2	1	1	2	3	2	0	0	0	0	11		
30	HARRIS, Christopher		0-1	0-1	0-0	1	0	1	0	0	0	0	0	0	2		
33	FITZGERALD, Seth		0-1	0-0	0-0	0	2	2	0	0	0	0	0	0	2		
35	JOHNSON, Shomari		0-0	0-0	0-0	0	0	0	1	0	0	0	0	0	4		
50	HOLLOWAY, Auntrell		0-2	0-0	0-0	0	0	0	1	0	0	2	0	0	10		
52	DEJOURDAN, Elan		0-1	0-0	2-2	0	0	0	1	2	0	0	0	0	5		
	Team					4	0	4							1		
Totals			13-69	5-30	16-19	13	18	31	22	47	7	13	1	5	200		

FG % 1st Half: 8-37 21.6% 2nd half: 5-32 15.6% Game: 13-69 18.8% Deadball Rebounds
 3FG % 1st Half: 3-15 20.0% 2nd half: 2-15 13.3% Game: 5-30 16.7% 1.2
 FT % 1st Half: 5-6 83.3% 2nd half: 11-13 84.6% Game: 16-19 84.2%

South Carolina 92 • 0-0

#	Player	Total			3-Ptr			Rebounds			PF	TP	A	TO	Blk	Stl	Min
		FG	FGA	FT	FTA	FG	FGA	FT	FTA	Off							
21	HENRY, Demetrius	f	6-8	0-0	3-4	0	7	7	0	15	0	1	1	0	21		
24	CARRERA, Michael	f	2-5	0-1	1-2	4	11	15	4	5	2	0	2	0	23		
00	THORNWELL, Sindarius	g	5-10	2-5	2-3	0	3	3	4	14	1	0	3	0	23		
04	JOHNSON, Tyrone	g	6-11	4-6	7-7	4	2	6	0	23	6	1	0	1	30		
10	NOTICE, Duane	g	1-7	0-4	8-10	0	3	3	2	10	9	2	0	1	32		
01	STROMAN, Marcus		2-6	0-0	1-2	1	0	1	3	5	3	7	0	0	20		
14	CHATKEVICIUS, L.		5-6	0-0	0-0	2	10	12	0	10	1	1	1	0	17		
15	THEUS JR., Reggie		1-3	0-1	0-0	0	2	2	1	2	1	3	0	0	16		
25	KACINAS, Mindaugas		4-8	0-0	0-0	4	3	7	3	8	0	0	2	0	18		
	Team					1	4	5							2		
Totals			32-64	6-17	22-28	16	45	61	17	92	23	15	9	2	200		

FG % 1st Half: 19-34 55.9% 2nd half: 13-30 43.3% Game: 32-64 50.0% Deadball Rebounds
 3FG % 1st Half: 3-8 37.5% 2nd half: 3-9 33.3% Game: 6-17 35.3% 2
 FT % 1st Half: 14-17 82.4% 2nd half: 8-11 72.7% Game: 22-28 78.6%

Officials: Bruce Benedict, Brent Hampton, Will Howard
 Technical fouls: Benedict College-None. South Carolina-None.
 Attendance: 10011
 Exhibition game

Score by periods	1st	2nd	Total
Benedict College	24	23	47
South Carolina	55	37	92

	In	Off	2nd	Fast	Bench
Points					
BC	19	15	6	11	13
SC	42	14	12	16	25

Last FG - BC 2nd-03:07. SC 2nd-02:09.
 Largest lead - BC by 2 1st-19:38. SC by 47 2nd-01:56.
 BC led for 00:16. SC led for 38:17. Game was tied for 01:27.

Score tied - 1 time.
 Lead changed - 1 time.



South Carolina Basketball
 South Carolina Combined Team Statistics (as of Nov 13, 2014)
 All games

Overall record: 14-20 Conf: 5-13 Home: 9-7 Away: 1-11 Neutral: 4-2

#	Player	gp-gs	min	avg	Total		3-Point		F-Throw		Rebounds				pf	dq	a	to	blk	stl	pts	avg	
					fg-fga	fg%	3fg-fga	3fg%	ft-fa	ft%	off	def	tot	avg									
01	WILLIAMS, Brenton	34-25	1029	30.3	146-345	.423	93-218	.427	120-129	.930	15	49	64	1.9	44	0	46	41	0	37	505	14.9	
00	THORNWELL, Sindari	34-34	1007	29.6	143-370	.386	37-100	.370	131-178	.736	48	91	139	4.1	100	2	101	106	21	40	454	13.4	
04	JOHNSON, Tyrone	16-9	430	26.9	52-133	.391	8-19	.421	67-89	.753	10	37	47	2.9	25	0	55	30	1	10	179	11.2	
10	NOTICE, Duane	34-22	856	25.2	90-237	.380	21-58	.362	78-116	.672	35	64	99	2.9	72	2	99	89	4	20	279	8.2	
24	CARRERA, Michael	33-20	649	19.7	64-169	.379	7-30	.233	63-100	.630	76	110	186	5.6	87	1	17	38	32	26	198	6.0	
23	ELLINGTON, Bruce	3-2	69	23.0	6-21	.286	3-13	.231	2-2	1.000	2	2	4	1.3	8	0	5	4	2	3	17	5.7	
25	KACINAS, Mindaugas	34-27	818	24.1	70-126	.556	0-2	.000	50-77	.649	80	95	175	5.1	103	4	12	53	21	31	190	5.6	
14	CHATKEVICIUS, L.	33-1	426	12.9	65-121	.537	0-1	.000	29-42	.690	40	94	134	4.1	78	2	13	32	20	13	159	4.8	
21	HENRY, Demetrius	34-29	611	18.0	63-152	.414	0-1	.000	9-37	.243	55	59	114	3.4	118	6	13	28	20	16	135	4.0	
05	SHAW, Jaylen	28-0	271	9.7	25-61	.410	15-38	.395	20-23	.870	1	14	15	0.5	33	0	30	20	1	6	85	3.0	
35	STEELE, Brian	22-0	218	9.9	18-44	.409	10-27	.370	2-5	.400	7	17	24	1.1	30	1	11	8	0	5	48	2.2	
32	RINGER, Desmond	28-1	291	10.4	18-48	.375	0-0	.000	22-35	.629	24	31	55	2.0	58	0	7	17	6	2	58	2.1	
15	THEUS JR., Reggie	11-0	39	3.5	2-7	.286	0-0	.000	3-10	.300	3	3	6	0.5	5	0	2	1	0	1	7	0.6	
20	MCKIE, Justin	17-0	80	4.7	3-17	.176	1-8	.125	2-4	.500	4	12	16	0.9	8	0	5	5	0	3	9	0.5	
12	CONSTABLE, Austin	3-0	6	2.0	0-2	.000	0-1	.000	0-0	.000	0	0	0	0.0	1	0	0	0	0	1	0	0.0	
											68	56	124				1	13					
Total.....		34	6800	765-1853		.413	195-516	.378	598-847	.706	468	734	1202	35.4	771	18	416	485	128	214	2323	68.3	
Opponents.....		34	6800	753-1729		.436	195-599	.326	675-983	.687	376	721	1097	32.3	718	-	421	454	165	255	2376	69.9	

TEAM STATISTICS	SC	OPP	Date	Opponent	Score	Att.	
SCORING	2323	2376	11/9/13	LONGWOOD	w 82-44	8536	
Points per game	68.3	69.9	\$ 11/12/13	at Baylor	L 64-66	5706	
Scoring margin	-1.6	-	11/17/13	at Clemson	L 57-71	7283	
FIELD GOALS-ATT	765-1853	753-1729	11/24/13	FIU	w 84-72	9869	
Field goal pct	.413	.436	# 12-06-13	at Oklahoma State	L 52-79	13611	
3 POINT FG-ATT	195-516	195-599	12/17/13	MANHATTAN	L 68-86	7573	
3-point FG pct	.378	.326	12/19/13	USC UPSTATE	L 68-74	7531	
3-pt FG made per game	5.7	5.7	% 12/22/13	vs Saint Mary's	w 78-71	8093	
FREE THROWS-ATT	598-847	675-983	% 12/23/13	vs Boise State	L 54-80	6438	
Free throw pct	.706	.687	% 12/25/13	vs Akron	w 69-59	6769	
F-Throws made per game	17.6	19.9	12/28/13	AKRON	w 78-45	7802	
REBOUNDS	1202	1097	12/30/13	MARSHALL	w 92-65	7935	
Rebounds per game	35.4	32.3	1/3/14	SC STATE	w 82-75	7357	
Rebounding margin	+3.1	-	* 1/8/14	at Florida	L 58-74	12147	
ASSISTS	416	421	* 1/11/14	LSU	L 68-71	12071	
Assists per game	12.2	12.4	* 01/15/14	at Texas A&M	L 67-75	9257	
TURNOVERS	485	454	* 1/18/14	OLE MISS	L 74-75	14302	
Turnovers per game	14.3	13.4	* 01/22/14	at Georgia	L 76-97	5366	
Turnover margin	-0.9	-	* 01/25/14	at Missouri	L 74-82	12033	
Assist/turnover ratio	0.9	0.9	* 1/29/14	TEXAS A&M	w 80-52	9950	
STEALS	214	255	* 2/1/14	at Ole Miss	L 71-75	6977	
Steals per game	6.3	7.5	* 2/5/14	AUBURN	L 74-79	8581	
BLOCKS	128	165	* 02/08/14	at Tennessee	L 53-72	17215	
Blocks per game	3.8	4.9	* 2/13/14	VANDERBILT	w 65-59	9829	
ATTENDANCE	161177	168164	* 2/15/14	ALABAMA	w 67-66	8186	
Home games-Avg/Game	16-10074	12-9596	* 02/19/14	at Arkansas	L 64-71	15017	
Neutral site-Avg/Game	-	6-8836	* 2/22/14	GEORGIA	L 56-73	13571	
			* 02/26/14	at Auburn	L 67-83	4434	
Score by Periods	1st	2nd	Totals	* 3/1/14	KENTUCKY	w 72-67	15303
South Carolina	1074	1249	2323	* 3/4/14	FLORIDA	L 46-72	12781
Opponents	1119	1257	2376	* 03-08-14	at Mississippi State	w 74-62	6105
				03/12/14	vs Auburn	w 74-56	7132
				03/13/14	vs Arkansas	w 71-69	9308
				03/14/14	vs Tennessee	L 44-59	15273

* = Conference game
 % - Hawaiian Airlines Diamond Head Classic (Honolulu, Hawaii)
 # - Big 12/SEC Challenge (Stillwater, Okla.)
 \$ - ESPN College Hoops Marathon (Waco, Texas)



South Carolina Basketball
 South Carolina Team Game-by-Game Comparison (as of Nov 13, 2014)
 All games

Opponent	1st	2nd	Score	Mar	Total FG	FG Pct	3-Pointers	3FG Pct	Free Throws	FT Pct	Rebounds	Assist	T/Over	Block	Steal	Fouls
LONGWOOD	37/15	45/29	82-44	+38	28-57/13-57	.491/.228	6-20/4-22	.300/.182	20-24/14-22	.833/.636	50/27 +23	13/7	15/13	8/0	5/9	18/19
Baylor	39/38	25/28	64-66	(2)	18-50/19-50	.360/.380	3-8/6-17	.375/.353	25-36/22-41	.694/.537	35/46 (11)	14/12	8/15	4/6	9/4	29/26
Clemson	26/35	31/36	57-71	(14)	23-65/21-48	.354/.438	1-10/5-14	.100/.357	10-18/24-26	.556/.923	41/33 +8	7/14	13/12	2/12	6/8	21/20
FIU	39/42	45/30	84-72	+12	30-59/24-50	.508/.480	8-19/6-16	.421/.375	16-21/18-21	.762/.857	31/27 +4	19/13	13/16	3/3	5/9	15/18
Oklahoma State	15/39	37/40	52-79	(27)	16-45/25-56	.356/.446	6-11/5-22	.545/.227	14-22/24-32	.636/.750	36/32 +4	10/13	24/7	4/4	3/10	26/17
MANHATTAN	34/45	34/41	68-86	(18)	22-52/23-49	.423/.469	2-7/6-13	.286/.462	22-38/34-39	.579/.872	27/33 (6)	15/13	16/16	3/9	3/11	23/30
USC UPSTATE	37/33	31/41	68-74	(6)	23-69/24-56	.333/.429	8-29/6-21	.276/.286	14-20/20-35	.700/.571	45/45 -	15/17	12/14	5/5	9/8	24/17
Saint Mary's	33/27	45/44	78-71	+7	28-48/22-54	.583/.407	4-7/7-19	.571/.368	18-29/20-25	.621/.800	32/27 +5	12/11	11/11	3/2	6/3	24/20
Boise State	28/43	26/37	54-80	(26)	19-51/29-54	.373/.537	4-16/9-22	.250/.409	12-18/13-19	.667/.684	30/28 +2	6/16	18/9	4/3	3/7	18/22
Akron	25/31	44/28	69-59	+10	25-60/22-58	.417/.379	2-9/5-17	.222/.294	17-21/10-19	.810/.526	38/35 +3	12/10	10/16	3/8	6/5	21/19
AKRON	30/24	48/21	78-45	+33	28-63/13-40	.444/.325	8-15/4-16	.533/.250	14-19/15-23	.737/.652	34/27 +7	20/6	7/21	5/3	6/4	19/23
MARSHALL	36/31	56/34	92-65	+27	34-66/17-45	.515/.378	6-12/1-14	.500/.071	18-26/30-47	.692/.638	44/27 +17	19/9	11/16	4/6	7/2	32/26
SC STATE	44/33	38/42	82-75	+7	25-50/29-65	.500/.446	7-15/5-20	.467/.250	25-35/12-18	.714/.667	31/35 (4)	13/14	13/10	4/5	4/7	16/27
Florida	21/34	37/40	58-74	(16)	18-41/26-45	.439/.578	5-10/5-19	.500/.263	17-26/17-24	.654/.708	28/25 +3	9/16	21/15	0/4	7/10	20/19
LSU	30/32	38/39	68-71	(3)	20-48/22-56	.417/.393	4-11/5-18	.364/.278	24-34/22-35	.706/.629	32/42 (10)	10/13	19/19	4/4	9/14	28/24
Texas A&M	39/38	28/37	67-75	(8)	23-49/22-40	.469/.550	5-18/7-16	.278/.438	16-22/24-41	.727/.585	33/25 +8	15/14	17/11	2/3	9/6	31/20
OLE MISS	37/27	37/48	74-75	(1)	22-60/21-49	.367/.429	6-21/5-21	.286/.238	24-36/28-37	.667/.757	40/31 +9	15/9	21/20	5/10	9/12	29/27
Georgia	34/45	42/52	76-97	(21)	22-48/27-49	.458/.551	8-14/10-18	.571/.556	24-36/33-50	.667/.660	27/39 (12)	8/21	15/14	4/2	9/6	33/26
Missouri	22/38	52/44	74-82	(8)	23-59/26-48	.390/.542	10-26/8-17	.385/.471	18-22/22-33	.818/.667	32/33 (1)	12/18	11/11	2/3	5/2	29/17
TEXAS A&M	41/21	39/31	80-52	+28	24-46/16-45	.522/.356	6-15/4-16	.400/.250	26-32/16-29	.813/.552	33/25 +8	11/11	15/18	7/2	11/10	19/23
Ole Miss	40/35	31/40	71-75	(4)	23-49/26-59	.469/.441	7-15/6-19	.467/.316	18-27/17-24	.667/.708	38/28 +10	13/13	18/9	6/5	3/6	21/21
AUBURN	35/38	39/41	74-79	(5)	27-61/29-55	.443/.527	7-17/5-16	.412/.313	13-22/16-20	.591/.800	31/32 (1)	17/16	12/14	3/3	5/8	17/20
Tennessee	22/45	31/27	53-72	(19)	20-56/28-53	.357/.528	3-14/7-16	.214/.438	10-13/9-16	.769/.563	31/36 (5)	8/15	14/13	4/5	9/10	17/14
VANDERBILT	28/27	37/32	65-59	+6	24-64/21-48	.375/.438	4-13/3-15	.308/.200	13-21/14-23	.619/.609	45/31 +14	11/9	11/12	6/8	8/5	22/18
ALABAMA	28/19	39/47	67-66	+1	23-47/18-43	.489/.419	5-13/7-15	.385/.467	16-20/23-31	.800/.742	27/25 +2	13/11	13/10	5/5	4/7	23/20
Arkansas	29/40	35/31	64-71	(7)	22-59/22-58	.373/.379	8-19/8-25	.421/.320	12-15/19-28	.800/.679	35/42 (7)	11/14	19/17	2/7	6/13	20/14
GEORGIA	34/34	22/39	56-73	(17)	15-57/23-52	.263/.442	7-20/8-16	.350/.500	19-24/19-29	.792/.655	38/40 (2)	8/9	7/11	6/7	8/3	21/22
Auburn	27/39	40/44	67-83	(16)	21-52/25-48	.404/.521	6-20/8-22	.300/.364	19-25/25-35	.760/.714	36/25 +11	13/14	20/11	2/3	3/11	30/23
KENTUCKY	31/28	41/39	72-67	+5	21-53/14-52	.396/.269	5-13/6-17	.385/.353	25-33/33-42	.758/.786	28/46 (18)	11/10	6/10	6/4	6/3	26/29
FLORIDA	26/28	20/44	46-72	(26)	16-50/25-59	.320/.424	4-16/11-31	.250/.355	10-15/11-19	.667/.579	34/38 (4)	10/16	19/12	2/4	6/17	16/17
Mississippi State	36/29	38/33	74-62	+12	28-64/21-49	.438/.429	10-20/3-11	.500/.273	8-16/17-25	.500/.680	46/27 +19	12/10	15/14	3/2	10/9	20/14
Auburn	38/26	36/30	74-56	+18	20-49/16-42	.408/.381	11-15/5-15	.733/.333	23-30/19-24	.767/.792	39/25 +14	14/6	15/16	3/9	6/4	22/23
Arkansas	35/32	36/37	71-69	+2	18-47/23-54	.383/.426	5-12/3-14	.417/.214	30-41/20-26	.732/.769	40/24 +16	10/11	15/9	2/6	3/7	20/28
Tennessee	18/28	26/31	44-59	(15)	16-59/21-43	.271/.488	4-16/2-9	.250/.222	8-10/15-25	.800/.600	35/36 (1)	10/10	11/12	2/3	6/5	21/15

Note: Game totals are displayed in the format TEAM/OPPONENT for each category



South Carolina Basketball
South Carolina Team High/Low Analysis (as of Nov 13, 2014)
All games

South Carolina - TEAM GAME HIGHS

POINTS	92	MARSHALL (12/30/13)
	84	FIU (11/24/13)
	82	SC STATE (1/3/14)
	82	LONGWOOD (11/9/13)
	80	TEXAS A&M (1/29/14)
FIELD GOALS MADE	34	MARSHALL (12/30/13)
	30	FIU (11/24/13)
FIELD GOAL ATTEMPTS	69	USC UPSTATE (12/19/13)
	66	MARSHALL (12/30/13)
FIELD GOAL PERCENTAGE	.583 (28-48)	vs Saint Mary's (12/22/13)
	.522 (24-46)	TEXAS A&M (1/29/14)
3 PT FIELD GOALS MADE	11	vs Auburn (03/12/14)
	10	at Mississippi State (03-08-14)
	10	at Missouri (01/25/14)
3 PT FG ATTEMPTS	29	USC UPSTATE (12/19/13)
	26	at Missouri (01/25/14)
3 PT FG PERCENTAGE	.733 (11-15)	vs Auburn (03/12/14)
	.571 (8-14)	at Georgia (01/22/14)
	.571 (4-7)	vs Saint Mary's (12/22/13)
FREE THROWS MADE	30	vs Arkansas (03/13/14)
	26	TEXAS A&M (1/29/14)
FREE THROW ATTEMPTS	41	vs Arkansas (03/13/14)
	38	MANHATTAN (12/17/13)
FREE THROW PERCENTAGE	.833 (20-24)	LONGWOOD (11/9/13)
	.818 (18-22)	at Missouri (01/25/14)
REBOUNDS	50	LONGWOOD (11/9/13)
	46	at Mississippi State (03-08-14)
ASSISTS	20	AKRON (12/28/13)
	19	MARSHALL (12/30/13)
	19	FIU (11/24/13)
STEALS	11	TEXAS A&M (1/29/14)
	10	at Mississippi State (03-08-14)
BLOCKED SHOTS	8	LONGWOOD (11/9/13)
	7	TEXAS A&M (1/29/14)
TURNOVERS	24	at Oklahoma State (12-06-13)
	21	OLE MISS (1/18/14)
	21	at Florida (1/8/14)
FOULS	33	at Georgia (01/22/14)
	32	MARSHALL (12/30/13)



South Carolina Basketball
South Carolina High/Low Analysis (as of Nov 13, 2014)
All games

Opponent - GAME HIGHS

POINTS	97	at Georgia (01/22/14)
	86	MANHATTAN (12/17/13)
	83	at Auburn (02/26/14)
	82	at Missouri (01/25/14)
	80	vs Boise State (12/23/13)
FIELD GOALS MADE	29	AUBURN (2/5/14)
	29	SC STATE (1/3/14)
	29	vs Boise State (12/23/13)
FIELD GOAL ATTEMPTS	65	SC STATE (1/3/14)
	59	FLORIDA (3/4/14)
	59	at Ole Miss (2/1/14)
FIELD GOAL PERCENTAGE	.578 (26-45)	at Florida (1/8/14)
	.551 (27-49)	at Georgia (01/22/14)
3 PT FIELD GOALS MADE	11	FLORIDA (3/4/14)
	10	at Georgia (01/22/14)
3 PT FG ATTEMPTS	31	FLORIDA (3/4/14)
	25	at Arkansas (02/19/14)
3 PT FG PERCENTAGE	.556 (10-18)	at Georgia (01/22/14)
	.500 (8-16)	GEORGIA (2/22/14)
FREE THROWS MADE	34	MANHATTAN (12/17/13)
	33	KENTUCKY (3/1/14)
	33	at Georgia (01/22/14)
FREE THROW ATTEMPTS	50	at Georgia (01/22/14)
	47	MARSHALL (12/30/13)
FREE THROW PERCENTAGE	.923 (24-26)	at Clemson (11/17/13)
	.872 (34-39)	MANHATTAN (12/17/13)
REBOUNDS	46	KENTUCKY (3/1/14)
	46	at Baylor (11/12/13)
ASSISTS	21	at Georgia (01/22/14)
	18	at Missouri (01/25/14)
STEALS	17	FLORIDA (3/4/14)
	14	LSU (1/11/14)
BLOCKED SHOTS	12	at Clemson (11/17/13)
	10	OLE MISS (1/18/14)
TURNOVERS	21	AKRON (12/28/13)
	20	OLE MISS (1/18/14)
FOULS	30	MANHATTAN (12/17/13)
	29	KENTUCKY (3/1/14)



South Carolina Basketball
 South Carolina High/Low Analysis (as of Nov 13, 2014)
 All games

South Carolina - GAME LOWS

POINTS	44	vs Tennessee (03/14/14)
	46	FLORIDA (3/4/14)
	52	at Oklahoma State (12-06-13)
	53	at Tennessee (02/08/14)
	54	vs Boise State (12/23/13)
FIELD GOALS MADE	15	GEORGIA (2/22/14)
	16	at Oklahoma State (12-06-13)
	16	FLORIDA (3/4/14)
	16	vs Tennessee (03/14/14)
FIELD GOAL ATTEMPTS	41	at Florida (1/8/14)
	45	at Oklahoma State (12-06-13)
FIELD GOAL PERCENTAGE	.263 (15-57)	GEORGIA (2/22/14)
	.271 (16-59)	vs Tennessee (03/14/14)
3 PT FIELD GOALS MADE	1	at Clemson (11/17/13)
	2	MANHATTAN (12/17/13)
	2	vs Akron (12/25/13)
3 PT FG ATTEMPTS	7	MANHATTAN (12/17/13)
	7	vs Saint Mary's (12/22/13)
3 PT FG PERCENTAGE	.100 (1-10)	at Clemson (11/17/13)
	.214 (3-14)	at Tennessee (02/08/14)
FREE THROWS MADE	8	at Mississippi State (03-08-14)
	8	vs Tennessee (03/14/14)
FREE THROW ATTEMPTS	10	vs Tennessee (03/14/14)
	13	at Tennessee (02/08/14)
FREE THROW PERCENTAGE	.500 (8-16)	at Mississippi State (03-08-14)
	.556 (10-18)	at Clemson (11/17/13)
REBOUNDS	27	MANHATTAN (12/17/13)
	27	at Georgia (01/22/14)
	27	ALABAMA (2/15/14)
ASSISTS	6	vs Boise State (12/23/13)
	7	at Clemson (11/17/13)
STEALS	3	at Oklahoma State (12-06-13)
	3	MANHATTAN (12/17/13)
	3	vs Boise State (12/23/13)
	3	at Ole Miss (2/1/14)
	3	at Auburn (02/26/14)
	3	vs Arkansas (03/13/14)
BLOCKED SHOTS	0	at Florida (1/8/14)
	2	at Clemson (11/17/13)
	2	at Texas A&M (01/15/14)
	2	at Missouri (01/25/14)
	2	at Arkansas (02/19/14)
	2	at Auburn (02/26/14)
	2	FLORIDA (3/4/14)
	2	vs Arkansas (03/13/14)
	2	vs Tennessee (03/14/14)
TURNOVERS	6	KENTUCKY (3/1/14)
	7	AKRON (12/28/13)
	7	GEORGIA (2/22/14)
FOULS	15	FIU (11/24/13)
	16	SC STATE (1/3/14)
	16	FLORIDA (3/4/14)



South Carolina Basketball
South Carolina High/Low Analysis (as of Nov 13, 2014)
All games

Opponent - GAME LOWS

POINTS	44	LONGWOOD (11/9/13)
	45	AKRON (12/28/13)
	52	TEXAS A&M (1/29/14)
	56	vs Auburn (03/12/14)
	59	vs Akron (12/25/13)
	59	VANDERBILT (2/13/14)
	59	vs Tennessee (03/14/14)
FIELD GOALS MADE	13	LONGWOOD (11/9/13)
	13	AKRON (12/28/13)
FIELD GOAL ATTEMPTS	40	AKRON (12/28/13)
	40	at Texas A&M (01/15/14)
FIELD GOAL PERCENTAGE	.228 (13-57)	LONGWOOD (11/9/13)
	.269 (14-52)	KENTUCKY (3/1/14)
3 PT FIELD GOALS MADE	1	MARSHALL (12/30/13)
	2	vs Tennessee (03/14/14)
3 PT FG ATTEMPTS	9	vs Tennessee (03/14/14)
	11	at Mississippi State (03-08-14)
3 PT FG PERCENTAGE	.071 (1-14)	MARSHALL (12/30/13)
	.182 (4-22)	LONGWOOD (11/9/13)
FREE THROWS MADE	9	at Tennessee (02/08/14)
	10	vs Akron (12/25/13)
FREE THROW ATTEMPTS	16	at Tennessee (02/08/14)
	18	SC STATE (1/3/14)
FREE THROW PERCENTAGE	.526 (10-19)	vs Akron (12/25/13)
	.537 (22-41)	at Baylor (11/12/13)
REBOUNDS	24	vs Arkansas (03/13/14)
	25	at Florida (1/8/14)
	25	at Texas A&M (01/15/14)
	25	TEXAS A&M (1/29/14)
	25	ALABAMA (2/15/14)
	25	at Auburn (02/26/14)
	25	vs Auburn (03/12/14)
ASSISTS	6	AKRON (12/28/13)
	6	vs Auburn (03/12/14)
STEALS	2	MARSHALL (12/30/13)
	2	at Missouri (01/25/14)
BLOCKED SHOTS	0	LONGWOOD (11/9/13)
	2	vs Saint Mary's (12/22/13)
	2	at Georgia (01/22/14)
	2	TEXAS A&M (1/29/14)
	2	at Mississippi State (03-08-14)
TURNOVERS	7	at Oklahoma State (12-06-13)
	9	vs Boise State (12/23/13)
	9	at Ole Miss (2/1/14)
	9	vs Arkansas (03/13/14)
FOULS	14	at Tennessee (02/08/14)
	14	at Arkansas (02/19/14)
	14	at Mississippi State (03-08-14)



South Carolina Basketball
South Carolina Player High/Low Analysis (as of Nov 13, 2014)
All games

South Carolina - I N D I V I D U A L G A M E H I G H S

Points	32		WILLIAMS, Brenton at Missouri (01/25/14)
	29		WILLIAMS, Brenton at Arkansas (02/19/14)
	29		WILLIAMS, Brenton vs Auburn (2/5/14)
	27		WILLIAMS, Brenton at Mississippi State (03-08-14)
	26		WILLIAMS, Brenton at Auburn (02/26/14)
	26		THORNWELL, Sindarius at Georgia (01/22/14)
Field Goals Made	11		WILLIAMS, Brenton at Arkansas (02/19/14)
	10		WILLIAMS, Brenton vs Auburn (2/5/14)
Field Goal Att.	20		WILLIAMS, Brenton at Arkansas (02/19/14)
	19		THORNWELL, Sindarius at Mississippi State (03-08-14)
FG Pct (min 5 made)	.857	(6-7)	KACINAS, Mindaugas at Mississippi State (03-08-14)
	.857	(6-7)	CHATKEVICIUS, L. vs Ole Miss (1/18/14)
	.857	(6-7)	WILLIAMS, Brenton vs SC State (1/3/14)
	.857	(6-7)	HENRY, Demetrius vs Marshall (12/30/13)
3-Point FG Made	7		WILLIAMS, Brenton at Mississippi State (03-08-14)
	7		WILLIAMS, Brenton at Missouri (01/25/14)
3-Point FG Att.	14		WILLIAMS, Brenton at Mississippi State (03-08-14)
	14		WILLIAMS, Brenton at Missouri (01/25/14)
3-Pt FG Pct (min 2 made)	1.000	(4-4)	NOTICE, Duane vs Auburn (03/12/14)
	1.000	(2-2)	SHAW, Jaylen vs Alabama (2/15/14)
	1.000	(2-2)	THORNWELL, Sindarius at Florida (1/8/14)
	1.000	(2-2)	JOHNSON, Tyrone vs SC State (1/3/14)
	1.000	(2-2)	JOHNSON, Tyrone vs Marshall (12/30/13)
Free Throws Made	15		WILLIAMS, Brenton vs Kentucky (3/1/14)
	10		THORNWELL, Sindarius vs Georgia (2/22/14)
	10		THORNWELL, Sindarius vs Manhattan (12/17/13)
Free Throw Att.	16		WILLIAMS, Brenton vs Kentucky (3/1/14)
	13		THORNWELL, Sindarius vs Manhattan (12/17/13)
FT Pct (min 3 made)	1.000	(9-9)	WILLIAMS, Brenton at Missouri (01/25/14)
	1.000	(9-9)	WILLIAMS, Brenton vs Ole Miss (1/18/14)
	1.000	(8-8)	THORNWELL, Sindarius vs Texas A&M (1/29/14)
	1.000	(6-6)	KACINAS, Mindaugas at Auburn (02/26/14)
	1.000	(6-6)	WILLIAMS, Brenton at Ole Miss (2/1/14)
	1.000	(6-6)	NOTICE, Duane vs Texas A&M (1/29/14)
	1.000	(6-6)	SHAW, Jaylen at Georgia (01/22/14)
	1.000	(6-6)	WILLIAMS, Brenton at Texas A&M (01/15/14)
	1.000	(6-6)	JOHNSON, Tyrone vs Akron (12/25/13)
	1.000	(6-6)	WILLIAMS, Brenton vs FIU (11/24/13)
	1.000	(6-6)	CARRERA, Michael at Baylor (11/12/13)
	1.000	(5-5)	WILLIAMS, Brenton vs SC State (1/3/14)
	1.000	(5-5)	KACINAS, Mindaugas vs Akron (12/28/13)
	1.000	(4-4)	WILLIAMS, Brenton vs Auburn (03/12/14)
	1.000	(4-4)	CARRERA, Michael vs Alabama (2/15/14)
	1.000	(4-4)	THORNWELL, Sindarius at Ole Miss (2/1/14)
	1.000	(4-4)	SHAW, Jaylen vs Marshall (12/30/13)
	1.000	(4-4)	WILLIAMS, Brenton vs Akron (12/25/13)
	1.000	(4-4)	WILLIAMS, Brenton vs Boise State (12/23/13)
	1.000	(4-4)	CARRERA, Michael vs Manhattan (12/17/13)
	1.000	(4-4)	WILLIAMS, Brenton at Baylor (11/12/13)
	1.000	(3-3)	WILLIAMS, Brenton at Tennessee (02/08/14)
	1.000	(3-3)	WILLIAMS, Brenton vs Auburn (2/5/14)
	1.000	(3-3)	THORNWELL, Sindarius at Missouri (01/25/14)
	1.000	(3-3)	RINGER, Desmond at Florida (1/8/14)

	1.000	(3-3)	THORNWELL, Sindarius at Clemson (11/17/13)
Rebounds	14		KACINAS, Mindaugas vs Longwood (11/9/13)
	13		CARRERA, Michael at Auburn (02/26/14)
Assists	9		THORNWELL, Sindarius vs Auburn (2/5/14)
	8		NOTICE, Duane vs SC State (1/3/14)
	8		JOHNSON, Tyrone at Baylor (11/12/13)
Steals	4		WILLIAMS, Brenton at Mississippi State (03-08-14)
	4		THORNWELL, Sindarius at Tennessee (02/08/14)
	4		THORNWELL, Sindarius vs Auburn (2/5/14)
	4		CARRERA, Michael at Texas A&M (01/15/14)
Blocked Shots	4		CARRERA, Michael vs Alabama (2/15/14)
	4		CARRERA, Michael vs Marshall (12/30/13)
Turnovers	8		NOTICE, Duane at Ole Miss (2/1/14)
	7		THORNWELL, Sindarius vs Florida (3/4/14)
Fouls	5		CARRERA, Michael at Auburn (02/26/14)
	5		CHATKEVICIUS, L. vs Georgia (2/22/14)
	5		NOTICE, Duane vs Alabama (2/15/14)
	5		KACINAS, Mindaugas vs Vanderbilt (2/13/14)
	5		HENRY, Demetrius at Tennessee (02/08/14)
	5		THORNWELL, Sindarius at Missouri (01/25/14)
	5		CHATKEVICIUS, L. at Georgia (01/22/14)
	5		KACINAS, Mindaugas at Georgia (01/22/14)
	5		THORNWELL, Sindarius at Texas A&M (01/15/14)
	5		HENRY, Demetrius vs Marshall (12/30/13)
	5		STEELE, Brian vs Marshall (12/30/13)
	5		HENRY, Demetrius vs Saint Mary's (12/22/13)
	5		HENRY, Demetrius vs USC Upstate (12/19/13)
	5		KACINAS, Mindaugas vs Manhattan (12/17/13)
	5		HENRY, Demetrius at Oklahoma State (12-06-13)
	5		HENRY, Demetrius at Clemson (11/17/13)
	5		KACINAS, Mindaugas at Baylor (11/12/13)
	5		NOTICE, Duane vs Longwood (11/9/13)
Minutes	40		WILLIAMS, Brenton at Mississippi State (03-08-14)
	40		WILLIAMS, Brenton at Auburn (02/26/14)
	40		THORNWELL, Sindarius vs Georgia (2/22/14)



South Carolina Basketball
 South Carolina Opponent High/Low Analysis (as of Nov 13, 2014)
 All games

OPPONENT INDIVIDUAL GAME HIGHS

Points	37		Frazier, Michael vs Florida (3/4/14)
	30		DRMIC,Anthony vs Boise State (12/23/13)
	27		Gaines, Kenny vs Georgia (2/22/14)
	27		Releford, Trevor vs Alabama (2/15/14)
	26		Beamon, George vs Manhattan (12/17/13)
Field Goals Made	12		Frazier, Michael vs Florida (3/4/14)
	10		DRMIC,Anthony vs Boise State (12/23/13)
Field Goal Att.	21		Frazier, Michael vs Florida (3/4/14)
	21		FULLER, Kyle vs Vanderbilt (2/13/14)
FG Pct (min 5 made)	1.000	(6-6)	Djurisic, Nemanja at Georgia (01/22/14)
	1.000	(5-5)	Prather, Casey at Florida (1/8/14)
3-Point FG Made	11		Frazier, Michael vs Florida (3/4/14)
	6		McRae, Jordan at Tennessee (02/08/14)
3-Point FG Att.	18		Frazier, Michael vs Florida (3/4/14)
	12		Henderson, Marshall vs Ole Miss (1/18/14)
3-Pt FG Pct (min 2 made)	1.000	(3-3)	Shamsid-Deen, Tahj at Auburn (02/26/14)
	1.000	(3-3)	Djurisic, Nemanja at Georgia (01/22/14)
	1.000	(2-2)	Randolph, Levi vs Alabama (2/15/14)
	1.000	(2-2)	Shawn Smith at Texas A&M (01/15/14)
	1.000	(2-2)	PALMER,Daryll vs SC State (1/3/14)
	1.000	(2-2)	Alvarado, Michael vs Manhattan (12/17/13)
	1.000	(2-2)	FILER, Adonis at Clemson (11/17/13)
Free Throws Made	11		Harrison, Aaron vs Kentucky (3/1/14)
	11		SMITH, Shawn vs Marshall (12/30/13)
Free Throw Att.	15		SMITH, Shawn vs Marshall (12/30/13)
	13		Summers, Jarvis vs Ole Miss (1/18/14)
FT Pct (min 3 made)	1.000	(8-8)	ROPER, Jordan at Clemson (11/17/13)
	1.000	(7-7)	Beamon, George vs Manhattan (12/17/13)
	1.000	(6-6)	Harrell, KT at Auburn (02/26/14)
	1.000	(6-6)	Harrell, KT vs Auburn (2/5/14)
	1.000	(6-6)	Gaines, Kenny at Georgia (01/22/14)
	1.000	(6-6)	Kates, Donovan vs Manhattan (12/17/13)
	1.000	(6-6)	BUCKLES, Rakeem vs FIU (11/24/13)
	1.000	(6-6)	McDANIELS, K.J. at Clemson (11/17/13)
	1.000	(5-5)	Henderson,Marshall at Ole Miss (2/1/14)
	1.000	(4-4)	Yeguete, Will vs Florida (3/4/14)
	1.000	(4-4)	HARRIS, Alandise at Arkansas (02/19/14)
	1.000	(4-4)	Mann, Charles at Georgia (01/22/14)
	1.000	(4-4)	Wilbekin, Scottie at Florida (1/8/14)
	1.000	(4-4)	LEVESQUE, Beau vs Saint Mary's (12/22/13)
	1.000	(4-4)	FRINK, Jerome vs FIU (11/24/13)
	1.000	(3-3)	Thornton, Marcus vs Georgia (2/22/14)
	1.000	(3-3)	Jones,Aaron at Ole Miss (2/1/14)
	1.000	(3-3)	ROSS, Earnest at Missouri (01/25/14)
	1.000	(3-3)	Smart, Marcus at Oklahoma State (12-06-13)
	1.000	(3-3)	PORCHER JIMENEZ, M. vs FIU (11/24/13)
Rebounds	15		Stokes, Jarnell vs Tennessee (03/14/14)
	15		Randle, Julius vs Kentucky (3/1/14)
Assists	8		Summers, Jarvis at Ole Miss (2/1/14)
	7		Alex Caruso at Texas A&M (01/15/14)
Steals	5		Payne, Allen at Auburn (02/26/14)
	5		MARTIN, Jarell vs LSU (1/11/14)
Blocked Shots	7		Dixon-Tatum, Asaunh vs Auburn (03/12/14)

	7	JONES, Damian vs Vanderbilt (2/13/14)
	7	McDANIELS, K.J. at Clemson (11/17/13)
Turnovers	11	CANTY, Kareem vs Marshall (12/30/13)
	7	DIGGS, Quincy vs Akron (12/28/13)
Fouls	5	GULLEY, Fred vs Arkansas (03/13/14)
	5	Atewe, Matthew vs Auburn (03/12/14)
	5	Cauley-Stein, Willie vs Kentucky (3/1/14)
	5	Harrison, Aaron vs Kentucky (3/1/14)
	5	Perez,Anthony at Ole Miss (2/1/14)
	5	Mann, Charles at Georgia (01/22/14)
	5	Jones, Aaron vs Ole Miss (1/18/14)
	5	Cox, Demarco vs Ole Miss (1/18/14)
	5	Saiz, Sebastian vs Ole Miss (1/18/14)
	5	TAYLOR, Ryan vs Marshall (12/30/13)
	5	THOMAS, Chris vs Marshall (12/30/13)
	5	Pankey, Ashton vs Manhattan (12/17/13)