



2012-13 SOUTH CAROLINA BASKETBALL

OPENING TIP

Date: Sunday, Dec. 2, 2012
Tipoff: 12 p.m. ET
Location: Columbia, S.C.
Arena: Colonial Life Arena (18,000)
Series: South Carolina leads 88-74
Last Meeting: South Carolina win, 58-55, in Clemson, S.C.; Dec. 4, 2011
Television: ESPNU
Talent: Dari Nowkhah (pxp), Dino Gaudio (analyst)
Radio: Gamecock IMG Radio Network
Sirius: 91; XM: 91
Talent: Andy Demetra (pxp), Casey Manning (analyst)
Tickets: GamecocksOnline.com/1-800-4SC-FANS
Live Stats: GamecocksOnline.com

GAME 8



**SOUTH CAROLINA
 GAMECOCKS**
(5-2)

- VS -

**CLEMSON
 TIGERS**
(4-2)



Ranking: AP/Coaches (-/-)
Head Coach: Frank Martin
Record at SC: 5-2
Career Rec.: 122-56
vs. CU: 0-0
SID: Emily Feeney-Molinary

Stat Leaders (per game):
Points: Page (13.6)
Rebounds: Carrera (8.3)
Assists: Smith (3.0)
Blocks: Carrera (1.0)
Steals: Jackson/Smith (0.9)

Ranking: AP/Coaches (-/-)
Head Coach: Brad Brownell
Record at CU: 209-114 (11th)
Career Rec.: 42-29 (3rd)
vs. SC: 0-2
SID: Philip Sikes

Stat Leaders (per game):
Points: Booker (11.7)
Rebounds: Booker (7.5)
Assists: Hall (3.8)
Blocks: McDaniels (1.8)
Steals: McDaniels (1.5)

PROBABLE STARTERS (BASED ON PREVIOUS GAME)

South Carolina	Ht.	Wt.	Yr.	Hometown	PPG	RPG	MPG
G - #5 Eric Smith	5-11	205	Jr.	Mullins, S.C.	7.0	1.9	27.6
G - #0 LaShay Page	6-2	195	Sr.	Dillon, S.C.	13.6	3.6	26.4
F - #24 Michael Carrera	6-5	212	Fr.	Anzoátegui, Venezuela	12.0	8.3	21.3
F - #30 Lakeem Jackson	6-5	235	Sr.	Charlotte, N.C.	10.4	8.0	33.1
F - #33 RJ Slawson	6-8	220	Jr.	Charleston, S.C.	4.1	4.6	29.0

Clemson	Ht.	Wt.	Yr.	Hometown	PPG	RPG	MPG
F - #22 Bernard Sullivan	6-7	230	So.	Gastonia, N.C.	2.0	1.7	12.2
F - #32 K.J. McDaniels	6-6	200	So.	Birmingham, Ala.	11.2	4.8	26.2
C - #31 Devin Booker	6-8	250	Sr.	Whitmire, S.C.	11.7	7.5	27.8
G - #1 T.J. Sapp	6-3	195	So.	Fort Lauderdale, Fla.	4.2	1.3	16.5
G - #12 Rod Hall	6-1	210	So.	Augusta, Ga.	6.3	0.8	27.8

TODAY'S GAME

South Carolina returns to Colonial Life Arena after three games away from Columbia when it hosts Clemson on Sunday. The Gamecocks have won two-straight games in the series between the two intrastate rivals, and look for a third-consecutive victory in the series for the first time since the 2003 campaign. The contest will be televised on ESPNU and available on the radio on the Gamecock IMG Sports Network, including 107.5 The Game in Columbia, as well as on GamecocksOnline.com. The contest marks the first for South Carolina head coach Frank Martin vs. the Tigers.

CAROLINA QUICK HITS

- South Carolina is in its 105th season of basketball.
- The Gamecocks are led by first-year head coach Frank Martin. His associate head coach is Brad Underwood and his assistant coaches are Matt Figger and Lamont Evans. Andy Assaley is the director of basketball operations.
- South Carolina suffered an 89-65 loss at St. John's on Thursday in its first true road contest of the season competing in the 2012 SEC/BIG EAST Challenge. Freshman forward Michael Carrera posted his second double-double of the year with 11 points and 11 rebounds. He paces Carolina with 8.3 rebounds per contest.
- Junior guard Brenton Williams suffered a neck injury midway through the second half vs. St. John's. He was transported to a local hospital and further evaluated. He was released and traveled home with the team. There is no further update on his injury at this time.
- Junior guard Bruce Ellington saw action in his first contest of the season at St. John's. Ellington, the leading receiver for the Gamecock football team, returned to practice on Nov. 27, and will practice and compete with the basketball team until bowl practices begin for the football squad. Ellington scored seven points in his debut vs. the Red Storm, playing a team high 29 minutes.
- Eight different players posted at least seven shot attempts vs. St. John's. Carolina hit just 36.9 percent (33-58) from the field in the contest.
- South Carolina posted a 74-62 victory over Arkansas Little-Rock on Nov. 25 to claim the 2012 Hoops For Hope Classic tournament title in Puerto Vallarta, Mexico. Senior guard Lakeem Jackson was named to the All-Tournament Team and senior guard LaShay Page was named the tournament's Most Outstanding Player.
- Jackson collected his second double-double of the season vs. UALR, scoring 10 points and collecting a career-high 15 rebounds. It was the most rebounds in a contest for Jackson since he collected 14 vs. Alabama on March 11, 2010.
- Page led the Gamecocks with 19.0 points per game in two contests in Puerto Vallarta, including a team high 22 vs. Missouri State. Page paces Carolina with 13.6 points per game entering Sunday's contest vs. Clemson.
- Junior guard Brian Richardson scored 14 points vs. Missouri State, including four 3s, just one shy of matching his career high. Richardson played a career-high 38 minutes in the contest.

2011-12 SCHEDULE


DATE	OPONENT (TV)	TIME/RESULT
O. 30	Kentucky Wesleyan +	W, 68-67
N. 11	Milwaukee & (FSN)	W, 82-75 (OT)
N. 16	Morgan State (SS)	W, 87-71
N. 19	Rider & (FSS/FSCR)	W, 88-76
N. 21	Elon	L, 65-53
N. 24	vs. Missouri State ^	W, 74-67 (OT)
N. 25	vs. Arkansas Little-Rock ^	W, 74-62
N. 29	at St. John's % (ESPNU)	L, 89-65
D. 2	Clemson (ESPNU)	12 p.m.
D. 7	Jacksonville (FSS/FSCR)	7 p.m.
D. 19	Appalachian State (FSS/FSCR)	5 p.m.
D. 22	vs. Manhattan #	5:30 p.m.
D. 29	Presbyterian (CSS)	1 p.m.
J. 5	SC State (FSN)	1:30 p.m.
J. 9	at Mississippi State* (ESPN3)	8 p.m.
J. 12	Auburn* (SECN)	1:30 p.m.
J. 16	at LSU* (ESPN3)	8 p.m.
J. 19	Vanderbilt* (SECN)	1:30 p.m.
J. 22	at Missouri* (ESPNU)	7 p.m.
J. 26	Arkansas* (SECN)	1:30 p.m.
J. 30	at Florida* (SECN)	8 p.m.
F. 2	Georgia* (SECN)	1:30 p.m.
F. 5	at Kentucky* (ESPNU)	9 p.m.
F. 10	Tennessee* (FSN)	1 p.m.
F. 14	LSU* (ESPN/2)	7 p.m.
F. 16	at Alabama* (SECN)	4 p.m.
F. 20	Ole Miss* (CSS)	7 p.m.
F. 23	at Georgia* (CBS Sports)	2 p.m.
F. 28	Missouri* (ESPN/2)	9 p.m.
M. 2	at Texas A&M* (ESPNU)	7 p.m.
M. 6	Mississippi State* (ESPN3)	7 p.m.
M. 9	at Vanderbilt* (SECN)	1:30 p.m.
M. 13-17	SEC Tournament (Nashville)	TBA
M. 19-A. 4	NCAA Tournament	TBA

All home games in **bold** | All times listed Eastern
 * indicates SEC contest | + indicates exhibition | **SS**-SportSouth | **SECN**-SEC Network | **CSS**-CharterSports SE | &-Hoops For Hope Classic (Columbia, S.C.) | ^-Hoops For Hope Classic (Puerto Vallarta, Mexico) | %-SEC/BIG EAST Challenge | #-Brooklyn Hoops Holiday Invitational (Brooklyn, N.Y.)



SOUTH CAROLINA GAMECOCKS

OVERALL: 5-2; SEC: 0-0; HOME: 3-1; AWAY: 0-1; NEUTRAL: 2-0

0		LASHAY PAGE - Sr. - G - 6-2 - 195 - Dillon, S.C. <table border="1"> <thead> <tr> <th>MIN</th> <th>PTS</th> <th>RBS</th> <th>AST</th> <th>FG%</th> <th>3FG%</th> <th>FT%</th> </tr> </thead> <tbody> <tr> <td>26.4</td> <td>13.6</td> <td>3.6</td> <td>1.0</td> <td>38.5</td> <td>32.5</td> <td>84.6</td> </tr> </tbody> </table> <ul style="list-style-type: none"> • Solid in contest vs. Missouri State, hitting 7-of-8 from the free throw line during overtime; led team with 22 points and 6 rebounds • Averaged 19.0 points per game in Mexico; named Hoops For Hope Classic Most Outstanding Player 	MIN	PTS	RBS	AST	FG%	3FG%	FT%	26.4	13.6	3.6	1.0	38.5	32.5	84.6
MIN	PTS	RBS	AST	FG%	3FG%	FT%										
26.4	13.6	3.6	1.0	38.5	32.5	84.6										
1		BRENTON WILLIAMS - Jr. - G - 5-11 - 175 - Kissimmee, Fla. <table border="1"> <thead> <tr> <th>MIN</th> <th>PTS</th> <th>RBS</th> <th>AST</th> <th>FG%</th> <th>3FG%</th> <th>FT%</th> </tr> </thead> <tbody> <tr> <td>21.4</td> <td>13.0</td> <td>2.3</td> <td>1.4</td> <td>54.7</td> <td>45.5</td> <td>88.5</td> </tr> </tbody> </table> <ul style="list-style-type: none"> • Scored five points and dished three assists vs. Missouri State • Was a perfect 7-of-7 from the field vs. UALR, 17 points, 2 steals vs. Trojans • Scored 10 points vs. St. John's before suffering a neck injury; was taken to a local hospital for further evaluation; was released & traveled home with the team 	MIN	PTS	RBS	AST	FG%	3FG%	FT%	21.4	13.0	2.3	1.4	54.7	45.5	88.5
MIN	PTS	RBS	AST	FG%	3FG%	FT%										
21.4	13.0	2.3	1.4	54.7	45.5	88.5										
2		BRIAN RICHARDSON - Jr. - G - 6-4 - 175 - Wilson, N.C. <table border="1"> <thead> <tr> <th>MIN</th> <th>PTS</th> <th>RBS</th> <th>AST</th> <th>FG%</th> <th>3FG%</th> <th>FT%</th> </tr> </thead> <tbody> <tr> <td>23.9</td> <td>7.6</td> <td>3.0</td> <td>2.3</td> <td>41.9</td> <td>41.7</td> <td>1.000</td> </tr> </tbody> </table> <ul style="list-style-type: none"> • Scored seven points and pulled down a career high eight rebounds vs. Elon; also dished team best four assists • Posted 14 points, including four 3s in career-high 38 min. vs. Missouri State • Scored eight points and posted two assists vs. St. John's 	MIN	PTS	RBS	AST	FG%	3FG%	FT%	23.9	7.6	3.0	2.3	41.9	41.7	1.000
MIN	PTS	RBS	AST	FG%	3FG%	FT%										
23.9	7.6	3.0	2.3	41.9	41.7	1.000										
5		ERIC SMITH - Jr. - G - 5-11 - 205 - Mullins, S.C. <table border="1"> <thead> <tr> <th>MIN</th> <th>PTS</th> <th>RBS</th> <th>AST</th> <th>FG%</th> <th>3FG%</th> <th>FT%</th> </tr> </thead> <tbody> <tr> <td>27.6</td> <td>7.0</td> <td>1.9</td> <td>3.0</td> <td>33.3</td> <td>26.7</td> <td>71.4</td> </tr> </tbody> </table> <ul style="list-style-type: none"> • 17 points vs. Morgan State was just one short of his career high • Posted season high six assists vs. Missouri State • Averaged 5.5 assists per game in Mexico; 12 points vs. UALR • Foul trouble early vs. St. John's, posted two assists 	MIN	PTS	RBS	AST	FG%	3FG%	FT%	27.6	7.0	1.9	3.0	33.3	26.7	71.4
MIN	PTS	RBS	AST	FG%	3FG%	FT%										
27.6	7.0	1.9	3.0	33.3	26.7	71.4										
12		AUSTIN CONSTABLE - Fr. - G - 6-0 - 175 - West Chester, Pa. <table border="1"> <thead> <tr> <th>MIN</th> <th>PTS</th> <th>RBS</th> <th>AST</th> <th>FG%</th> <th>3FG%</th> <th>FT%</th> </tr> </thead> <tbody> <tr> <td>1.0</td> <td>0.0</td> <td>0.0</td> <td>0.0</td> <td>0.0</td> <td>0.0</td> <td>0.0</td> </tr> </tbody> </table> <ul style="list-style-type: none"> • Walk-on guard • Averaged 18 points and 4.0 assists per game during senior season at Henderson High School in West Chester, Pa. • Played one minute vs. UALR 	MIN	PTS	RBS	AST	FG%	3FG%	FT%	1.0	0.0	0.0	0.0	0.0	0.0	0.0
MIN	PTS	RBS	AST	FG%	3FG%	FT%										
1.0	0.0	0.0	0.0	0.0	0.0	0.0										
14		LAIMONAS CHATKEVICIUS - Fr. - F - 6-11 - 255 - Klaipeda, Lithuania <table border="1"> <thead> <tr> <th>MIN</th> <th>PTS</th> <th>RBS</th> <th>BLK</th> <th>FG%</th> <th>3FG%</th> <th>FT%</th> </tr> </thead> <tbody> <tr> <td>11.0</td> <td>3.0</td> <td>2.0</td> <td>0.0</td> <td>50.0</td> <td>0.0</td> <td>50.0</td> </tr> </tbody> </table> <ul style="list-style-type: none"> • Tallest player on the team that Martin says "has an ability to pass and shoot the basketball with an understanding of how to play the game..." • Missed first 6 games of the season due to NCAA ruling (see note) • Cleared to return vs. St. John's; scored three points in 11 minutes 	MIN	PTS	RBS	BLK	FG%	3FG%	FT%	11.0	3.0	2.0	0.0	50.0	0.0	50.0
MIN	PTS	RBS	BLK	FG%	3FG%	FT%										
11.0	3.0	2.0	0.0	50.0	0.0	50.0										
23		BRUCE ELLINGTON - Jr. - G - 5-9 - 197 - Moncks Corner, S.C. <table border="1"> <thead> <tr> <th>MIN</th> <th>PTS</th> <th>RBS</th> <th>AST</th> <th>FG%</th> <th>3FG%</th> <th>FT%</th> </tr> </thead> <tbody> <tr> <td>29.0</td> <td>7.0</td> <td>1.0</td> <td>0.0</td> <td>30.0</td> <td>0.0</td> <td>75.0</td> </tr> </tbody> </table> <ul style="list-style-type: none"> • Junior guard who returned to the team for practice on Tuesday, Nov. 27 • Will remain with basketball until the start of football bowl practice • Top returning scorer with 11.0 points per game • In St. John's contest, played team high 29 minutes, scoring seven points 	MIN	PTS	RBS	AST	FG%	3FG%	FT%	29.0	7.0	1.0	0.0	30.0	0.0	75.0
MIN	PTS	RBS	AST	FG%	3FG%	FT%										
29.0	7.0	1.0	0.0	30.0	0.0	75.0										
24		MICHAEL CARRERA - Fr. - F - 6-5 - 212 - Anzoátegui, Venezuela <table border="1"> <thead> <tr> <th>MIN</th> <th>PTS</th> <th>RBS</th> <th>BLK</th> <th>FG%</th> <th>3FG%</th> <th>FT%</th> </tr> </thead> <tbody> <tr> <td>21.3</td> <td>12.0</td> <td>8.3</td> <td>1.0</td> <td>53.6</td> <td>1.000</td> <td>89.5</td> </tr> </tbody> </table> <ul style="list-style-type: none"> • Earned SEC Freshman of the Week accolades after a stellar season opener vs. Milwaukee; scored 17 points and pulled down 15 rebounds and 3 blocks • Did not play vs. Morgan State, Rider or Elon due to a concussion. • Second double-double of the season vs. St. John's, 11 points, 11 rebounds 	MIN	PTS	RBS	BLK	FG%	3FG%	FT%	21.3	12.0	8.3	1.0	53.6	1.000	89.5
MIN	PTS	RBS	BLK	FG%	3FG%	FT%										
21.3	12.0	8.3	1.0	53.6	1.000	89.5										
25		MINDAUGAS KACINAS - Fr. - F - 6-7 - 210 - Klaipeda, Lithuania <table border="1"> <thead> <tr> <th>MIN</th> <th>PTS</th> <th>RBS</th> <th>AST</th> <th>FG%</th> <th>3FG%</th> <th>FT%</th> </tr> </thead> <tbody> <tr> <td>27.0</td> <td>8.1</td> <td>6.0</td> <td>1.0</td> <td>58.8</td> <td>33.3</td> <td>62.5</td> </tr> </tbody> </table> <ul style="list-style-type: none"> • Posted 18 points on 8-of-11 shooting from the floor vs. Rider; also pulled down five rebounds • Scored 13 points and pulled down 5 rebounds vs. UALR • Scored nine points and pulled down six rebounds vs. St. John's 	MIN	PTS	RBS	AST	FG%	3FG%	FT%	27.0	8.1	6.0	1.0	58.8	33.3	62.5
MIN	PTS	RBS	AST	FG%	3FG%	FT%										
27.0	8.1	6.0	1.0	58.8	33.3	62.5										
30		LAKEEM JACKSON - Sr. - G - 6-5 - 235 - Charlotte, N.C. <table border="1"> <thead> <tr> <th>MIN</th> <th>PTS</th> <th>RBS</th> <th>AST</th> <th>FG%</th> <th>3FG%</th> <th>FT%</th> </tr> </thead> <tbody> <tr> <td>33.1</td> <td>10.4</td> <td>8.0</td> <td>2.3</td> <td>64.2</td> <td>0.0</td> <td>33.3</td> </tr> </tbody> </table> <ul style="list-style-type: none"> • Has hit 64.2 percent of his shots through the first 7 games • Posted second double-double of the season with 10 points and a career high 15 rebounds vs. UALR, also five assists and two blocks vs. Trojans • Six points and six rebounds vs. St. John's 	MIN	PTS	RBS	AST	FG%	3FG%	FT%	33.1	10.4	8.0	2.3	64.2	0.0	33.3
MIN	PTS	RBS	AST	FG%	3FG%	FT%										
33.1	10.4	8.0	2.3	64.2	0.0	33.3										
32		DAMIEN LEONARD - So. - G - 6-4 - 190 - Greenville, S.C. <table border="1"> <thead> <tr> <th>MIN</th> <th>PTS</th> <th>RBS</th> <th>AST</th> <th>FG%</th> <th>3FG%</th> <th>FT%</th> </tr> </thead> <tbody> <tr> <td>9.1</td> <td>2.6</td> <td>0.9</td> <td>0.3</td> <td>38.9</td> <td>30.8</td> <td>0.0</td> </tr> </tbody> </table> <ul style="list-style-type: none"> • Suffered a broken nose during preseason practice, which required surgery • Posted six points on a perfect 3-of-3 shooting vs. Morgan State • Scored six points vs. Elon, hitting two 3s • Saw action vs. Missouri State and UALR 	MIN	PTS	RBS	AST	FG%	3FG%	FT%	9.1	2.6	0.9	0.3	38.9	30.8	0.0
MIN	PTS	RBS	AST	FG%	3FG%	FT%										
9.1	2.6	0.9	0.3	38.9	30.8	0.0										
33		RJ SLAWSON - Jr. - F - 6-8 - 220 - Charleston, S.C. <table border="1"> <thead> <tr> <th>MIN</th> <th>PTS</th> <th>RBS</th> <th>BLK</th> <th>FG%</th> <th>3FG%</th> <th>FT%</th> </tr> </thead> <tbody> <tr> <td>19.4</td> <td>4.1</td> <td>4.6</td> <td>0.6</td> <td>40.0</td> <td>0.0</td> <td>75.0</td> </tr> </tbody> </table> <ul style="list-style-type: none"> • Scored seven points and pulled down a season high eight rebounds vs. Elon • Collected four rebounds vs. Missouri State • Four points, four rebounds and two steals vs. UALR • Scored six points and earned one steal vs. St. John's 	MIN	PTS	RBS	BLK	FG%	3FG%	FT%	19.4	4.1	4.6	0.6	40.0	0.0	75.0
MIN	PTS	RBS	BLK	FG%	3FG%	FT%										
19.4	4.1	4.6	0.6	40.0	0.0	75.0										
35		BRIAN STEELE - Fr. - F - 6-5 - 196 - Greenville, S.C. <table border="1"> <thead> <tr> <th>MIN</th> <th>PTS</th> <th>RBS</th> <th>AST</th> <th>FG%</th> <th>3FG%</th> <th>FT%</th> </tr> </thead> <tbody> <tr> <td>-</td> <td>-</td> <td>-</td> <td>-</td> <td>-</td> <td>-</td> <td>-</td> </tr> </tbody> </table> <ul style="list-style-type: none"> • Walk-on forward • Named all-state, all-region and all-county during prep career • Currently suspended from the team per athletic department policy 	MIN	PTS	RBS	AST	FG%	3FG%	FT%	-	-	-	-	-	-	-
MIN	PTS	RBS	AST	FG%	3FG%	FT%										
-	-	-	-	-	-	-										
45		CARLTON GEATHERS - R-So. - F - 6-10 - 255 - Georgetown, S.C. <table border="1"> <thead> <tr> <th>MIN</th> <th>PTS</th> <th>RBS</th> <th>AST</th> <th>FG%</th> <th>3FG%</th> <th>FT%</th> </tr> </thead> <tbody> <tr> <td>7.8</td> <td>1.0</td> <td>1.5</td> <td>0.6</td> <td>43.5</td> <td>0.0</td> <td>66.7</td> </tr> </tbody> </table> <ul style="list-style-type: none"> • Sophomore forward who suffered a fractured knee cap over the summer and continues to be out indefinitely. 	MIN	PTS	RBS	AST	FG%	3FG%	FT%	7.8	1.0	1.5	0.6	43.5	0.0	66.7
MIN	PTS	RBS	AST	FG%	3FG%	FT%										
7.8	1.0	1.5	0.6	43.5	0.0	66.7										
55		SHANE PHILLIPS - Sr. - G - 5-10 - 170 - Pittsburgh, Pa. <table border="1"> <thead> <tr> <th>MIN</th> <th>PTS</th> <th>RBS</th> <th>AST</th> <th>FG%</th> <th>3FG%</th> <th>FT%</th> </tr> </thead> <tbody> <tr> <td>2.0</td> <td>0.0</td> <td>0.0</td> <td>0.3</td> <td>0.0</td> <td>0.0</td> <td>0.0</td> </tr> </tbody> </table> <ul style="list-style-type: none"> • Senior walk-on guard who is expected to see playing time this season • Saw action in one contest last season, scoring one point • Played one minute vs. Morgan State; also vs. Missouri State and UALR • Saw action vs. St. John's 	MIN	PTS	RBS	AST	FG%	3FG%	FT%	2.0	0.0	0.0	0.3	0.0	0.0	0.0
MIN	PTS	RBS	AST	FG%	3FG%	FT%										
2.0	0.0	0.0	0.3	0.0	0.0	0.0										

INTERVIEW POLICIES

All interview requests must be made in advance to SID Emily Feeney-Molinary in the South Carolina Media Relations Office. Beginning with the start of practice in October, Feeney-Molinary will release a weekly coach and student-athlete availability schedule to media on Monday's.

Post-Game Interview Policy: After each home game, the visiting coach will address the media first, followed by South Carolina student-athletes then South Carolina head coach Frank Martin. (Depending on deadline, this may be altered on a game-by-game basis).

Road Interview Policy: Interviews with Coach Martin while on the road will be scheduled according to the home post-game media procedure. No student-athlete interviews are allowed until after the game once the team leaves Columbia.

All interviews are to be coordinated through the Media Relations Office. This allows the staff to arrange the interview when it best suits the student-athlete's and the reporter's schedules. Please contact the Media Relations Office in advance to make your interview requests. Media are not permitted to contact student-athletes on their own at any time.

All interviews will take place at the designated media interview site for that day as listed in the weekly availability schedule or in the Media Relations Office.

Dormitory, apartment and cell phone numbers for student-athletes will not be provided to the media. Should you need to conduct a telephone interview with a student-athlete, a call will be placed to you from the student-athlete at a mutually agreeable time.

SOUTH CAROLINA MEDIA RELATIONS

Emily Feeney-Molinary, primary contact

Assistant Director

cell: 803-727-3284

e-mail: efeeney@mailbox.sc.edu

Website: www.GamecocksOnline.com

Facebook: www.Facebook.com/gamecocksonline

Twitter: @GamecockMBB

STAT COMPARISON

	SC	CLEMSON
Record	5-2	4-2
Conference Record	-	-
Current Streak	L1	L1
Scoring Avg.	74.7	64.5
Opponent Scoring Avg.	72.1	53.5
Scoring Margin	+2.6	+11.0
Field Goal %	.467	.451
Opponent Field Goal %	.460	.408
3-Point Field Goal %	.338	.351
Opponent 3-Point Field Goal %	.379	.306
3-Point Field Goal Made PG	6.3	5.5
3-Point Field Goal Attempts PG	18.6	15.7
Free Throw %	.747	.638
Opponent Free Throw %	.589	.624
Rebounding Avg.	38.9	33.5
Opponent Rebounding Avg.	27.6	30.3
Rebounding Margin	+11.3	+3.2
Turnovers Avg.	19.3	8.7
Opponent Turnover Avg.	14.0	12.5
Assists Avg.	12.9	11.5
Blocks Avg.	3.9	4.5
Steals Avg.	5.0	6.0

WEEKLY MEDIA AVAILABILITY (NOV. 25-DEC. 1)

SUNDAY Nov. 25	MONDAY Nov. 26	TUESDAY Nov. 27	WEDNESDAY Nov. 28	THURSDAY Nov. 29	FRIDAY Nov. 30	SATURDAY Dec. 1
vs. UALR W, 74-62	No Availability	No Availability	Frank Martin Press Conference 11 a.m., CLA	at St. John's SEC/BIG EAST Challenge L, 89-65	Lakeem Jackson Availability 2:40 p.m., Prac.	No Availability

* All practices are closed • please contact SID Emily Feeney-Molinary for all media requests

A SOUTH CAROLINA WIN WOULD ...

- Be Carolina's third straight over Clemson, marking the first time the Gamecocks have won three consecutive games in the series since a stretch of four straight games (2000-2001-2003-2003)
- Be Frank Martin's first win against Clemson

■ Junior guard Eric Smith dished a season-best six assists vs. Missouri State and added five vs. UALR. He leads the Gamecocks with 3.0 assists per game.

■ Carrera, the Nov. 12 SEC Freshman of the Week, did not play vs. Morgan State, Rider or Elon due to a concussion suffered in practice on Wednesday, Nov. 14. He returned to score 18 points vs. Missouri State, including the game-tying 3-pointer at the end of regulation to send the contest into overtime.

■ South Carolina's 74.7 percent from the free throw line leads the SEC and ranks 16th in the nation (Nov. 26 NCAA stats). The Gamecocks hit 22-of-28 attempts vs. Missouri State, including 10-of-12 in overtime.

■ In two overtime games this season, Carolina has hit an impressive 22-of-24 (91.7%) attempts from the free throw line during OT.

■ The Gamecocks are a stellar 41-of-53 (77.4%) from the free throw line this season with under five minutes remaining in games (including overtime).

■ Freshman forward Michael Carrera posted the first double-double by a Gamecock freshman since the 2008 campaign vs. Milwaukee with 17 points and a game-best 15 rebounds.

■ South Carolina holds an all-time record of 282-404 against current schools in the ACC, with its most common opponent being Clemson.

SCOUTING CLEMSON

The Tigers enter Sunday's contest with a 4-2 overall record after most recently suffering a 73-61 loss to Purdue on Wednesday in the ACC/BIG Ten Challenge. Senior forward Devin Booker paces the squad with 11.7 points and 7.5 rebounds per game. He scored a game high 18 points in the effort against the Boilermakers. Clemson's other loss this season came against Gonzaga at the Old Spice Classic on Nov. 22. Clemson leads the ACC in turnover margin (+3.8) and assist-to-turnover ratio (1.3). The Tigers have committed the fewest turnovers per game as well at just 8.7 per contest. Rod Hall leads the ACC early in the season with a 4.6 assist-to-turnover ratio, while classmate K.J. McDaniel is third with 1.8 blocked shots per game. The Tigers are led by Brad Brownell in his third season.

CLEMSON SERIES

Carolina holds an 88-74 upperhand in the all-time series with the Tigers, and the Gamecocks have won two-straight contests between the intrastate rivals after Clemson had won the previous six meetings dating back to the 2004 campaign. Below is a breakdown of the last 10 meetings between the two schools:

F. 12, 2003	H	76-59	W	
D. 6, 2003	A	76-61	W	
D. 4, 2004	H	62-63 (OT)		L
D. 3, 2005	A	63-82		L
D. 2, 2006	H	53-74		L
D. 1, 2007	A	74-85		L
D. 30, 2008	H	87-98		L
D. 6, 2009	A	61-72		L
D. 5, 2010	H	64-60	W	
D. 4, 2011	A	58-55	W	

BY THE NUMBERS

0 - South Carolina did not have an attempt from the free throw line in the first half vs. St. John's on Thursday. To compare, the Red Storm had 14 attempts from the line in the opening 20 minutes of play. The Gamecocks ended up at the line 21 times, hitting just 12 for a season low percent of 57.1.

24 - The Gamecocks collected a season high 24 offensive rebounds vs. St. John's, which resulted in a season high 23 second-chance points for Carolina.

10 - 10 different Gamecocks played at least 11 minutes in Thursday's contest vs. St. John's, led by Bruce Ellington's team high 29 minutes played.

+12.9 - The Gamecock bench has out-scored the opposing bench in each game this season by an average of 12.9 points per game. Carolina out-scored St. John's, 37-29, in points off the bench on Thursday.

+11.3 - South Carolina leads the SEC in rebounding margin with a mark of +11.3. The Gamecocks have out-rebounded each of their opponents this season, including a 43-31 advantage vs. St. John's.

BALANCED ATTACK

The Gamecocks have used a very balanced attack on the offensive end this season, as four different players are currently averaging double-digit points, with an additional four posting at least 7.0 per game. Also, seven different players have scored 14 or more points in a game this season, with LaShay Page (20 vs. Morgan State, 22 vs. Missouri State) and Brenton Williams (22 vs. Rider) posting 20-point games.

UP NEXT FOR THE GAMECOCKS

South Carolina begins exam preparation and will next host Jacksonville on Dec. 7 at 7 p.m. The game will be televised on Fox Sports Carolinas.

2013 SEC TOURNAMENT

The 2013 SEC Men's Basketball Tournament will be played March 13-17 at Bridgestone Arena in Nashville, Tenn. The men's basketball tournament has expanded to include all 14 teams and will be seeded 1-14. The tournament will begin on Wednesday, March 13 with matchups between the No. 11 and No. 14 seeds and the No. 12 and No. 13 seeds. The winners will advance to meet the sixth and fifth seeds, respectively, on Thursday. Also playing on Thursday will be the No. 8 and No. 9 seeds and the No. 7 and No. 10 seeds. The top four seeds in the tournament will receive byes until Friday's quarterfinal round.

► ASSOCIATED PRESS TOP 25

Nov. 26, 2012

Rk.	Team	Record	Pts.
1	Indiana (47)	6-0	1,606
2	Duke (18)	6-0	1,554
3	Michigan	5-0	1,421
4	Ohio State	4-0	1,416
5	Louisville	5-1	1,347
6	Syracuse	4-0	1,323
7	Florida	5-0	1,227
8	Kentucky	4-1	1,180
9	Arizona	3-0	1,076
10	Kansas	4-1	937
11	Creighton	6-0	926
12	Gonzaga	6-0	854
13	Michigan State	5-1	818
14	North Carolina	5-1	718
15	Oklahoma State	5-0	668
16	Missouri	5-1	665
17	Cincinnati	6-0	571
18	North Carolina State	4-1	553
19	Colorado	5-0	478
20	Georgetown	4-1	257
21	Minnesota	6-1	197
22	Illinois	7-0	185
23	San Diego State	4-1	182
24	UNLV	3-1	175
25	New Mexico	6-0	141

Others receiving votes: Alabama 108, Wichita State 99, Connecticut 93, UCLA 85, Pittsburgh 55, Oregon 44, Notre Dame 42, Memphis 23, Butler 20, Wisconsin 16, California 12, Florida State 10, Saint Joseph's 9, Ohio 8, Marquette 7, Murray State 5, Temple 5, Baylor 4, Tennessee 3, Virginia Commonwealth 1, Colorado State 1

Dropped from rankings: UCLA 11, Memphis 19, Connecticut 21, Baylor 24

► ESPN/USA TODAY TOP 25

Nov. 26, 2012

Rk.	Team	Record	Pts.
1	Indiana (27)	6-0	769
2	Duke (4)	6-0	723
3	Michigan	5-0	691
4	Ohio State	4-0	689
5	Syracuse	4-0	630
6	Louisville	5-1	615
7	Florida	5-0	573
8	Kentucky	4-1	557
9	Arizona	3-0	520
10	Kansas	4-1	484
11	Creighton	6-0	463
12	Gonzaga	6-0	440
13	North Carolina	5-1	355
14	Michigan State	5-1	320
15	Missouri	5-1	319
16	Cincinnati	6-0	295
17	Oklahoma State	5-0	261
18	North Carolina State	4-1	240
19	Colorado	5-0	172
20	UNLV	3-1	144
21	San Diego State	4-1	139
22	Illinois	7-0	103
23	New Mexico	6-0	68
24	UCLA	4-2	62
25	Georgetown	4-1	56

Others receiving votes: Minnesota 48, Pittsburgh 41, Connecticut 38, Alabama 38, Notre Dame 36, Florida State 26, Wisconsin 24, Wichita State 16, Memphis 16, California 14, Murray State 13, Kansas State 12, Oregon 12, Saint Joseph's 10, Ohio 10, Saint Mary's 8, Tennessee 5, Butler 5, Marquette 4, Baylor 3, Maryland 2, Virginia Commonwealth 2, Texas 1, Colorado State 1, Davidson 1, Ole Miss 1

Dropped from rankings: Memphis 17, Baylor 21, Connecticut 23, Wisconsin 24



SOUTHEASTERN CONFERENCE STANDINGS

As of Nov. 30, 2012

Team	Conference	Overall
Alabama	0-0	6-0
Florida	0-0	6-0
Ole Miss	0-0	5-0
LSU	0-0	5-0
Missouri	0-0	5-1
South Carolina	0-0	5-2
Texas A&M	0-0	5-1
Tennessee	0-0	4-1
Kentucky	0-0	4-2
Arkansas	0-0	3-2
Vanderbilt	0-0	2-3
Auburn	0-0	2-4
Georgia	0-0	2-4
Mississippi State	0-0	2-4

COACHES TELECONFERENCE

The weekly SEC men's basketball coaches teleconference is scheduled for every Monday Jan. 4 - March 5.

The 12 Southeastern Conference men's head basketball coaches will be featured from 10:00 - 11:17 a.m. (CT).

Media representatives wishing to participate in the teleconference should contact the SEC Media Relations Department for further details. Each coach will appear on the teleconference for seven minutes, according to the following schedule:

ORDER OF APPEARANCE

(All Times Eastern)

11:00 a.m.	Kevin Stallings, Vanderbilt
11:07 a.m.	Billy Donovan, Florida
11:14 a.m.	Frank Martin, South Carolina
11:21 a.m.	Mark Fox, Georgia
11:28 a.m.	Johnny Jones, LSU
11:35 a.m.	John Calipari, Kentucky
11:42 a.m.	Cuonzo Martin, Tennessee
11:49 a.m.	Mike Anderson, Arkansas
11:56 a.m.	Anthony Grant, Alabama
12:03 a.m.	Tony Barbee, Auburn
12:10 a.m.	Andy Kennedy, Ole Miss
12:17 a.m.	Rick Ray, Miss. State
12:24 a.m.	Frank Haith, Missouri
12:31 a.m.	Billy Kennedy, Texas A&M

In addition, the SEC men's basketball teams who make it to postseason will be on a teleconference on Monday, March 18 beginning at 11:00 a.m. ET.

All SEC basketball teleconferences can be listened to on the internet at www.secsports.com shortly after the conclusion of the teleconference

SOUTH CAROLINA BENCH PRODUCTION

GAME	SC-OPP	DIFF.	SC HIGH BENCH SCORER
Milwaukee	28-16	+12	Williams, 14
Morgan State	18-13	+3	Richardson, 10
Rider	32-9	+23	Kacinas, 18
Elon	16-13	+3	Richardson, 7
vs. Missouri St.	37-13	+24	Carrera, 18
vs. UALR	30-13	+17	Kacinas, 13
at St. John's	37-29	+8	Williams, 10
Clemson			
Jacksonville			
Appalachian State			
vs. Manhattan			
Presbyterian			
SC State			
at Miss State			
Auburn			
at LSU			
Vanderbilt			
at Missouri			
Arkansas			
at Florida			
Georgia			
at Kentucky			
Tennessee			
LSU			
at Alabama			
Ole Miss			
at Georgia			
Missouri			
at Texas A&M			
Miss State			
at Vanderbilt			
SEC Tournament			
NCAA Tournament			

SPECIALTY STATS

(PP) points in paint; (OT) points off turnovers; (2nd) second chance points; (FB) fast break points

(South Carolina-Opponent)

GAME	PP	OT	2ND	FB
Milwaukee	46-20	17-15	14-10	12-4
Morgan State	34-48	22-20	19-4	6-14
Rider	34-42	24-21	9-4	12-12
Elon	22-24	17-18	15-6	14-6
vs. Missouri St.	20-34	14-26	5-12	3-4
vs. UALR	38-26	22-14	19-9	10-2
at St. John's	34-30	6-10	23-14	2-11
Clemson				
Jacksonville				
Appalachian State				
vs. Manhattan				
Presbyterian				
SC State				
at Miss State				
Auburn				
at LSU				
Vanderbilt				
at Missouri				
Arkansas				
at Florida				
Georgia				
at Kentucky				
Tennessee				
LSU				
at Alabama				
Ole Miss				
at Georgia				
Missouri				
at Texas A&M				
Miss State				
at Vanderbilt				
SEC Tournament				
NCAA Tournament				
SC Total	228	122	104	59
SC Average	32.6	17.4	14.9	8.4
Opp Total	224	124	59	53
Opp Average	32.0	17.7	8.4	7.6

UNIVERSITY INFORMATION

Location..... Columbia, S.C.
 Founded 1801
 Enrollment 30,721
 Nickname..... Gamecocks
 Colors Garnet (PMS 202) and Black
 National Affiliation..... NCAA Division I
 Conference Southeastern (SEC)
 Athletics Web Address..... www.GamecocksOnline.com
 University Web Address www.sc.edu
 President Dr. Harris Pastides
 NCAA Representative..... Dr. Zach Kelehear
 Athletics Director Ray Tanner
 Basketball Administrator/Chief Operating Officer Kevin O'Connell

BASKETBALL STAFF/INFORMATION

Head Coach..... Frank Martin
 Alma Mater Florida International, '93
 Record At South Carolina/Seasons First Season
 Overall Record/Seasons..... 122-56 (.685), 6th season
 Associate Head Coach..... Brad Underwood (Kansas State, '86)
 Assistant Coach/Recruiting Coordinator..... Matt Figger (Eastern Kentucky, '95)
 Assistant Coach..... Lamont Evans (Kansas State, '09)
 Director of Basketball Operations..... Andy Assaley (Cincinnati, '96)
 Strength & Conditioning Coach Scott Greenawalt (Muskingum College, '98)
 Athletic Trainer..... Mark Rodger (Buffalo, '01)
 Video Coordinator..... Dylan Lockwood (Cazenovia, '05)
 Grad. Student Mgr./Student-Athlete Development ... Doug Edwards (Florida State, '07)
 Graduate Student Manager Darren Kent (Kansas State, '09)
 Home Arena..... Colonial Life Arena
 Capacity..... 18,000
 Arena General Manager Lexi Boone
 Press Row Phone Number 803-777-6182

BASKETBALL HISTORY

First Year of Basketball..... 1908
 All-Time Record..... 1,302-1,151-1 (.530)
 Overall Postseason Record..... 25-18
 NCAA Tournament Appearances 1971, 1972, 1973, 1974, 1989, 1997,
 1998, 2004
 NCAA Tournament Record 4-9
 Last NCAA Tournament Appearance 2004, L vs. Memphis, 59-43
 NIT Appearances 1969, 1975, 1978, 1983, 1991, 1996,
 2001, 2002, 2005, 2006, 2009
 NIT Record 21-9
 Last NIT Appearance..... 2009, L vs. Davidson, 70-63
 Conference Championships .. 1970 ACC, 1997 SEC, 2009 SEC East Co-Champs
 Conference Tournament Titles..... 1934 SoCon, 1971 ACC

TEAM INFORMATION

2011-12 Record 10-21
 Southeastern Conference Record/Finish 2-14/12th
 Postseason..... None
 Letterwinners Returning/Lost..... 9/3
 Starters Returning/Lost 2/3*
 *based on final game starters from 2011-12 season
 Newcomers..... 4
 Roster Breakdown 3 freshmen, 2 sophomores, 5 juniors, 3 seniors

MEDIA RELATIONS

Asst. Media Relations Director/Men's Basketball Contact Emily Feeney-Molinary
 Feeney's email efeeney@mailbox.sc.edu
 Feeney's office phone 803-777-7743
 Website..... GamecocksOnline.com



HEAD COACH FRANK MARTIN

COACHING CAREER

KANSAS STATE (2007-12)

2007-08	21-12	NCAA, 2nd Round
2008-09	22-12	NIT, 2nd Round
2009-10	29-8	NCAA, Elite Eight
2010-11	23-11	NCAA, 3rd Round
2011-12	22-11	NCAA, 3rd Round
5 years	117-54 (.684)	7-5 postseason record



SOUTH CAROLINA (2012-PRESENT)

2012-13	5-2	-
1 year	5-2	
Career Total	122-56 (.685)	

COACHING

EXPERIENCE

28th season

COLLEGE EXPERIENCE

13th season

COLLEGE HEAD COACH EXPERIENCE

6th season

HIRE DATE AT CAROLINA

March 27, 2012

PERSONAL

HOMETOWN

Miami, Fla.

ALMA MATER

Florida International, 1993 (B.A. Physical Education)

FAMILY

Wife, Anya

Children, Brandon, Amalia and Christian

COACHING RESUME

HIGH SCHOOL

Miami Senior High, 1985-93

Varsity Boys' Assistant Coach

Junior Varsity Boys' Head Coach

North Miami High, Head Coach, 1993-95

Miami Senior High, Head Coach, 1995-98

B.T. Washington High, Head Coach, 1999-2000

COLLEGE ASSISTANT COACH

Northeastern, 2000-04

Cincinnati, 2004-06

Kansas State, 2006-07

COLLEGE HEAD COACH

Kansas State, 2007-12

South Carolina, 2012-present

NON-CONFERENCE SCHEDULE

The 2012-13 non-conference slate features 10 home dates, including one exhibition, to be played at Colonial Life Arena, two trips to New York City and an international visit to Puerto Vallarta, Mexico, to highlight the lineup. In the non-conference portion of its schedule, the Gamecocks will take part in three events, including the Hoops for Hope Classic with games in Columbia and Puerto Vallarta, Mexico, the annual SEC/BIG EAST Challenge, as well as the Brooklyn Hoops Holiday Invitational. The latter two will see the Gamecocks travel to New York City.

EXCEPTIONAL COACHING STAFF

The South Carolina men's basketball staff has nearly 100 years of coaching experience combined from the high school level, through the junior college ranks and at elite level programs in Division I basketball. Head coach Frank Martin is in his 13th season of coaching in college basketball, associate head coach Brad Underwood in his 27th, assistant coach Matt Figger in his 20th and Lamont Evans in his fifth.

CHATKEVICIUS TO MISS FIRST SIX GAMES

South Carolina head men's basketball coach Frank Martin announced on Nov. 11 that freshman forward Laimonas Chatkevicius would miss the first six games of the 2012-13 season. The NCAA determined that Chatkevicius received impermissible benefits from his host family prior to enrolling at the University of South Carolina, and as a result he will be withheld from the first six games. He was able to return to game action vs. St. John's.

MARTIN CONFIRMS SIGNING OF RINGER, MCKIE AND THORNWELL

Martin on Desmond Ringer (F/C – 6-9 – 260 – McDonough, Ga. – Eagle's Landing)

"Desmond Ringer gives us size, strength, athleticism and skill on the front line. He comes from a very successful high school program, and we're excited to have him be part of our family. He is a guy that understands how to play, and he has great size and real good hands. Desmond is someone that we feel will become a big-time presence on the front line for many years to come."

Martin on Justin McKie (G – 6-4 – 180 – Columbia, S.C. - Irmo)

"With his name alone, it should give people an understanding of the kind of bloodlines that he has. Justin loves to win, and he is coached by Tim Whipple, one of the great coaches in the country, not just in high school basketball or in this state. In my seven months here, Justin has improved as much as any player that I have watched. We really like his toughness, his ability to play defense in a system that is similar to ours and his length and size on the perimeter. He is someone that, as we move forward, we think he is definitely a great part of building a championship program."

Martin on Sindarius Thornwell (G – 6-5 – 180 – Lancaster, S.C. – Oak Hill Academy)

"Sindarius Thornwell is an extremely talented guard, and he is a winner. In today's day and age, you have players that are highly ranked across the country that have a sense of entitlement, and he does not. He remains very humble and very loyal to his state. With his choice to play at South Carolina, it shows the kind of love that he, along with the other guys, have for this University. For he and Justin, representing their state was something very important to them. Sindarius has a chance to be a special player in our program. He is another big guard, who can play the point guard position, as well as the two and three. He is the consummate winner; he defends, he rebounds and he is a great decision maker with the basketball."

** a complete release with signee information will be available next week*

ROSTER BREAKDOWN

RETURNING STARTERS (2)

Bruce Ellington
Damien Leonard
**based on final game of 2011-12 season*

RETURNING LETTERWINNERS (9)

Bruce Ellington
Carlton Geathers
Lakeem Jackson
Damien Leonard
Shane Phillips
Brian Richardson
RJ Slawson
Eric Smith
Brenton Williams

GUARDS (8)

Austin Constable
Bruce Ellington
Damien Leonard
LaShay Page
Shane Phillips
Brian Richardson
Eric Smith
Brenton Williams

FORWARDS (7)

Michael Carrera
Laimonas Chatkevicius
Carlton Geathers
Lakeem Jackson
Mindaugas Kacinas
RJ Slawson
Brian Steele

BY HEIGHT

Laimonas Chatkevicius - 6'11"
Carlton Geathers - 6'10"
RJ Slawson - 6'8"
Mindaugas Kacinas - 6'7"
Lakeem Jackson - 6'5"
Michael Carrera - 6'5"
Brian Steele - 6'5"
Brian Richardson - 6'4"
Damien Leonard - 6'4"
LaShay Page - 6'2"
Austin Constable - 6'0"
Brenton Williams - 5'11"
Eric Smith - 5'11"
Shane Phillips - 5'10"
Bruce Ellington - 5'9"

PRONUNCIATION

Lie-MOAN-us Shh-CAVE-VEE-us
Min-DAWG-us Kah-SEEN-us

2012-13 SOUTH CAROLINA ROSTER

ALPHABETICAL

No.	Name	Pos.	Ht.	Wt.	Cl.	Exp.	Hometown/High/Last School
24	Michael Carrera	F	6-5	212	FR	HS	Anzoátegui, Venezuela/Montrose Christian School
14	Laimonas Chatkevicius	F	6-11	255	FR	HS	Klaipeda, Lithuania/South Kent School
12	Austin Constable*	F	6-0	175	FR	HS	West Chester, Pa./Henderson
23	Bruce Ellington	G	5-9	197	JR	2VL	Moncks Corner, S.C./Berkeley
45	Carlton Geathers	F	6-10	255	RS SO	1VL	Georgetown, S.C./Carvers Bay
30	Lakeem Jackson	F	6-5	235	SR	3VL	Charlotte, N.C./Christ School
25	Mindaugas Kacinas	F	6-7	210	FR	HS	Klaipeda, Lithuania/Word of Life Fire Traditional School
32	Damien Leonard	G	6-4	190	SO	1VL	Greenville, S.C./J.L. Mann
0	LaShay Page	G	6-2	195	SR	2VL	Dillon, S.C./Dillon/Southern Mississippi
55	Shane Phillips*	G	5-10	170	SR	1L	Pittsburgh, Pa./Wheeling (W.Va.) Central
2	Brian Richardson	G	6-4	175	JR	2VL	Wilson, N.C./Greenfield School
33	RJ Slawson	F	6-8	220	JR	2VL	Charleston, S.C./Fort Dorchester
5	Eric Smith	G	5-11	205	JR	2VL	Mullins, S.C./Christ School
35	Brian Steele*	F	6-5	196	FR	HS	Greenville, S.C./Wade Hampton School
1	Brenton Williams	G	5-11	175	JR	1VL	Kissimmee, Fla./Osceola High School/Santa Fe College

NUMERICAL

No.	Name	Pos.	Ht.	Wt.	Cl.	Exp.	Hometown/High/Last School
0	LaShay Page	G	6-2	195	SR	2VL	Dillon, S.C./Dillon/Southern Mississippi
1	Brenton Williams	G	5-11	175	JR	1VL	Kissimmee, Fla./Osceola High School/Santa Fe College
2	Brian Richardson	G	6-4	175	JR	2VL	Wilson, N.C./Greenfield School
5	Eric Smith	G	5-11	205	JR	2VL	Mullins, S.C./Christ School
12	Austin Constable*	F	6-0	175	FR	HS	West Chester, Pa./Henderson
14	Laimonas Chatkevicius	F	6-11	255	FR	HS	Klaipeda, Lithuania/South Kent School
23	Bruce Ellington	G	5-9	197	JR	2VL	Moncks Corner, S.C./Berkeley
24	Michael Carrera	F	6-5	212	FR	HS	Anzoátegui, Venezuela/Montrose Christian School
25	Mindaugas Kacinas	F	6-7	210	FR	HS	Klaipeda, Lithuania/Word of Life Fire Traditional School
30	Lakeem Jackson	F	6-5	235	SR	3VL	Charlotte, N.C./Christ School
32	Damien Leonard	G	6-4	190	SO	1VL	Greenville, S.C./J.L. Mann
33	RJ Slawson	F	6-8	220	JR	2VL	Charleston, S.C./Fort Dorchester
35	Brian Steele*	F	6-5	196	FR	HS	Greenville, S.C./Wade Hampton School
45	Carlton Geathers	F	6-10	255	RS SO	1VL	Georgetown, S.C./Carvers Bay
55	Shane Phillips*	G	5-10	170	SR	1L	Pittsburgh, Pa./Wheeling (W.Va.) Central

Head Coach: Frank Martin (Florida International, '93)

Associate Head Coach: Brad Underwood (Kansas State, '86)

Assistant Coach/Recruiting Coordinator: Matt Figger (Eastern Kentucky, '95)

Assistant Coach: Lamont Evans (Kansas State, '09)

Director of Basketball Operations: Andy Assaley (Cincinnati, '96)

Strength & Conditioning Coach: Scott Greenawalt (Muskingum College, '98)

Athletic Trainer: Mark Rodger (Buffalo, '01)


Video Coordinator: Dylan Lockwood (Cazenovia, '05)

Graduate Student Manager/Student-Athlete Development: Doug Edwards (Florida State, '07)

Graduate Student Manager: Darren Kent (Kansas State, '09)


** indicates walk-on*

RADIO/TV SPOT CHART




#0

LASHAY PAGE
Sr. - G - 6-2 - 195
Dillon, S.C.
Southern Miss.



#1

BRENTON WILLIAMS
Jr. - G - 5-11 - 175
Kissimmee, Fla.
Santa Fe College




#2

BRIAN RICHARDSON
Jr. - G - 6-4 - 175
Wilson, N.C.
Greenfield School



#5

ERIC SMITH
Jr. - G - 5-11 - 205
Mullins, S.C.
Christ School




#12

AUSTIN CONSTABLE
Fr. - G - 6-0 - 175
West Chester, Pa.
Henderson



#14

LAIMONAS CHATKEVICIUS
Fr. - F - 6-11 - 255
Klaipeda, Lithuania
South Kent (Conn.)
School




#23

BRUCE ELLINGTON
Jr. - G - 5-9 - 197
Moncks Corner, S.C.
Berkeley



#24

MICHAEL CARRERA
Fr. - F - 6-5 - 212
Anzoátegui, Venezuela
Montrose Christian




#25

MINDAUGAS KACINAS
Fr. - F - 6-7 - 210
Klaipeda, Lithuania
Word of Life Fire
Traditional School



#30

LAKEEM JACKSON
Sr. - F - 6-5 - 235
Charlotte, N.C.
Christ School



#32

DAMIEN LEONARD
So. - G - 6-4 - 190
Greenville, S.C.
J.L. Mann




#33

RJ SLAWSON
Jr. - F - 6-8 - 220
Charleston, S.C.
Fort Dorchester



#35

BRIAN STEELE
Fr. - F - 6-5 - 196
Greenville, S.C.
Wade Hampton School



#45

CARLTON GEATHERS
R-So. - F - 6-10 - 255
Georgetown, S.C.
Carvers Bay



#55

SHANE PHILLIPS
Sr. - G - 5-10 - 170
Pittsburgh, Pa.
Wheeling Central (W.Va.)



FRANK MARTIN
Head Coach



BRAD UNDERWOOD
Associate Head Coach



MATT FIGGER
Assistant Coach/
Recruiting Coordinator



LAMONT EVANS
Assistant Coach



ANDY ASSALEY
Director of Basketball
Operations



SCOTT GREENAWALT
Strength & Conditioning
Coach



MARK RODGER
Athletic Trainer



DOUG EDWARDS
Grad. Student Manager/
Student-Athlete
Development



DARREN KENT
Grad. Student Manager



DYLAN LOCKWOOD
Video Coordinator



EMILY FEENEY-MOLINARY
Media Relations

GAMECOCKS RECORD WHEN ...

At home	3-1
On the road	0-1
At neutral sites	2-0
In overtime	2-0
vs. Top 25 team	0-0
vs. Top 10 team	0-0
vs. Top 3 team	0-0
Leading at half	3-0
Trailing at half	2-2
Tied at half	0-0
Shooting 50% or better	4-0
Shooting between 39-49%	1-0
Shooting less than 39%	0-2
Opp. shooting 50% or better	2-1
Opp. shooting between 39-49%	2-1
Opp. shooting less than 39%	1-0
Shooting better than opp.	4-0
Shooting worse then/equal to opp.	1-2
Starters out-score opp. starters	1-0
Opp. starters score/equal more	4-2
Bench out-scores opp. bench	5-2
Opp. bench scores/equals more	0-0
Having more FTs than opp.	2-1
Having equal/less FTs than opp.	3-1
Have more TOs than opp.	4-2
Having equal/less TOs than opp.	1-0
Having more rebounds than opp.	5-2
Having equal/less rebounds than opp.	0-0
Making 6 or more 3FGs	4-1
Having 15 or more assists	1-0
Having less than 15 assists	4-2
Score more points in paint than opp.	2-1
Scoring equal/less points in paint than opp.	3-1
Scoring more points off TOs than opp.	4-0
Scoring equal/less points off TOs than opp.	1-2
Scoring more 2nd-chance points than opp.	4-2
Scoring equal/less 2nd-chance points than opp.	1-0
Scoring more fast break points than opp.	2-1
Scoring equal/less fast break points than opp.	3-1
Wearing White uniforms	2-1
Wearing Garnet uniforms	0-0
Wearing Black uniforms	1-0
Wearing Gray Uniforms	2-1
Playing on live TV	3-1
Playing in November	5-2
Playing in December	0-0
Playing in January	0-0
Playing in February	0-0
Playing in March	0-0
Playing a day-game	1-0
Playing a night-game	4-2
Playing on Sunday	2-0
Playing on a Monday	1-0
Playing on a Tuesday	0-0
Playing on a Wednesday	0-1
Playing on a Thursday	0-1
Playing on a Friday	1-0
Playing on a Saturday	1-0
Scoring margin is 5 points or less	0-0
Margin is between 6-10	2-0
Margin is between 11-20	3-1
Margin is more than 20	0-1
Scoring 59 points or less	0-1
Scoring 60-69 points	0-1
Scoring 70-79 points	2-0
Scoring 80-89 points	3-0
Scoring 90-99 points	0-0
Scoring 100+ points	0-0

MISCELLANEOUS

Current streak	L1
Home court streak	L1
Away streak	L1
Neutral court streak	W2

2012-13 SUPERLATIVES

(tied for team lead also included)

Scoring Leaders	'12-13	Career
LaShay Page	3	3*
Brenton Williams	2	3
Lakeem Jackson	1	3
Michael Carrera	1	1

Rebounding Leaders	'12-13	Career
Michael Carrera	2	2
Lakeem Jackson	4	20
LaShay Page	1	1*

Assists Leaders	'12-13	Career
Eric Smith	4	10
Lakeem Jackson	2	25
Brian Richardson	3	4

Blocks Leaders	'12-13	Career
Michael Carrera	1	1
RJ Slawson	1	6
Damien Leonard	1	1
Brenton Williams	1	1
Brian Richardson	1	1
Lakeem Jackson	2	5
Mindaugas Kacinas	2	2
LaShay Page	1	1*

Steals Leaders	'12-13	Career
Lakeem Jackson	3	20
Eric Smith	2	3
Brenton Williams	2	5
Brian Richardson	1	8
Mindaugas Kacinas	1	1
LaShay Page	1	1*
Michael Carrera	1	1
Damien Leonard	1	4
RJ Slawson	1	6

Double-Figure Scoring	'12-13	Career
Michael Carrera	3	3
Lakeem Jackson	4	22
LaShay Page	5	5*
Brenton Williams	5	11
RJ Slawson	1	4
Eric Smith	2	4
Brian Richardson	2	12
Mindaugas Kacinas	2	2

20+ points	'12-13	Career
LaShay Page	2	2*
Brenton Williams	1	1

30+ points	'12-13	Career
-	-	-

Double-Figure Rebounding	'12-13	Career
Michael Carrera	2	2
Mindaugas Kacinas	1	1
Lakeem Jackson	2	8

5+ assists	'12-13	Career
Eric Smith	2	3
Lakeem Jackson	1	7

3+ steals	'12-13	Career
Eric Smith	1	1

2+ blocks	'12-13	Career
Michael Carrera	1	1
Lakeem Jackson	2	6
Mindaugas Kacinas	2	2

Double-Doubles	'12-13	Career
Michael Carrera	2	2
Lakeem Jackson	2	3

Clutch Free Throws (under 5 min/OT)		
Brenton Williams	9-10	.900
Michael Carrera	2-2	1.000
Eric Smith	8-10	.800
Lakeem Jackson	0-3	.000
RJ Slawson	1-2	.500
LaShay Page	9-10	.900
Bruce Ellington	1-2	.500
Laimonas Chatkevicius	1-2	.500
Brian Richardson	2-2	1.000
Mindaugas Kacinas	8-10	.800
Totals	41-53	.774

* indicates at South Carolina

Miscellaneous

Largest Halftime Lead	
SC	17, vs. UALR, Nov. 25, 2012
Opp	15, Milwaukee, Nov. 11, 2012
Smallest Halftime Lead	
SC	4, vs. Morgan State, Nov. 16, 2012
Opp	5, Missouri State, Nov. 24, 2012
Fewest Points In First Half	
SC	23, twice, last vs. Elon, Nov. 21, 2012
Opp	22, UALR, Nov. 25, 2012
Most Points In First Half	
SC	45, vs. Morgan State, Nov. 16, 2012
Opp	41, Morgan State, Nov. 16, 2012
Most Points In Second Half	
SC	44, vs. Rider, Nov. 19, 2012
Opp	51, St. John's, Nov. 29, 2012
Fewest Points In Second Half	
SC	30, vs. Elon, Nov. 21, 2012
Opp	25, Missouri State, Nov. 24, 2012
Most Points in Overtime	
SC	16, twice, last vs. Mizz. State, Nov. 24, 2012
Opp	9, twice, last Missouri State, Nov. 24, 2012
Largest Margin of Victory	
SC	16, vs. Morgan State, Nov. 16, 2012
Opp	24, St. John's, Nov. 29, 2012
Smallest Margin of Victory	
SC	7, vs. Milwaukee, Nov. 11, 2012
Opp	12, Elon, Nov. 21, 2012

2012-13 GAME BY GAME COMPARISON

	Date	Result	FG-A	Pct	3FG-A	Pct	FT-A	Pct	O-D-Total	PF	Pts	A	TO	Blk	Stl	Min	Half
Milwaukee & South Carolina	Nov. 11	W, 82-75 (OT)	26-67	.388	14-33	.424	9-19	.474	15-18-33	24	75	17	15	3	7	225	38
Morgan State & South Carolina	Nov. 16	W, 87-71	28-53	.528	2-13	.154	13-20	.650	6-16-22	20	71	13	20	4	11	200	41
Rider & South Carolina	Nov. 19	W, 88-76	30-57	.526	6-16	.375	21-26	.808	13-22-35	20	87	10	20	2	5	200	45
Elon & South Carolina	Nov. 21	L, 65-53	27-53	.509	6-14	.429	16-21	.762	8-15-23	13	76	13	17	2	9	200	37
Missouri State ^ & South Carolina	Nov. 21	L, 65-53	32-60	.533	13-27	.481	11-14	.786	11-22-33	20	88	22	18	2	5	200	44
South Carolina	Nov. 21	L, 65-53	26-57	.456	8-15	.533	5-11	.455	9-21-30	19	65	13	14	6	12	200	31
South Carolina	Nov. 21	L, 65-53	18-56	.321	6-19	.316	11-17	.647	18-25-43	16	53	10	22	5	7	200	23
South Carolina	Nov. 24	W, 74-67 (OT)	23-59	.390	5-19	.263	16-28	.571	12-17-29	24	67	7	13	0	10	225	33
UALR ^ & South Carolina	Nov. 24	W, 74-67 (OT)	22-39	.564	8-18	.444	22-28	.786	4-29-33	24	74	13	25	5	2	225	28
South Carolina	Nov. 25	W, 74-62	23-57	.404	5-16	.313	11-23	.478	15-10-25	18	62	14	12	3	11	200	22
St. John's % & South Carolina	Nov. 25	W, 74-62	28-50	.560	6-16	.375	12-17	.706	15-25-40	20	74	14	21	5	9	200	39
South Carolina	Nov. 29	L, 89-65	33-58	.569	7-14	.500	16-24	.667	11-20-31	18	89	19	7	9	8	200	38
South Carolina	Nov. 29	L, 89-65	24-65	.369	5-23	.217	12-21	.571	24-19-43	17	65	10	12	1	2	200	26

* indicates SEC contest | &-Hoops For Hope Classic (Columbia, S.C.) | ^-Hoops For Hope Classic (Puerto Vallarta, Mexico) | %-SEC/BIG EAST Challenge | #-Brooklyn Hoops Holiday Invitational (Brooklyn, N.Y.)

2012-13 RESULTS: OVERALL, 5-2; HOME, 3-1; AWAY, 0-1; NEUTRAL, 2-0; SEC, 0-0

DATE	OPPONENT	W/L	SCORE	RECORD (SEC)	POINTS	REBOUNDS	ASSISTS	BLOCKS	STEALS	ATTENDANCE
Nov. 11	Milwaukee &	W	82-75 (OT)	1-0	Page (19)	Carrera (15)	Smith (4)	Carrera (3)	5 with 1	7335 (paid)
Nov. 16	Morgan State	W	87-71	2-0	Page (20)	Jackson (8)	Jackson (4)	Slawson/Lenard (1)	Page (2)	8019 (paid)
Nov. 19	Rider &	W	88-76	3-0	Williams (22)	Jackson (7)	Richardson (6)	Williams/Richardson (1)	Jackson (2)	7157 (paid)
Nov. 21	Elon	L	65-53	3-1	Jackson (14)	Jackson (10)	Richardson (4)	Jackson (2)	Jackson (2)	6754 (paid)
Nov. 24	Missouri State ^	W	74-64 (OT)	4-1	Page (22)	Page (6)	Smith (6)	Kacinas (2)	Carrera/Leonard (1)	303
Nov. 25	UALR ^	W	74-62	5-1	Williams (17)	Jackson (15)	Smith/Jackson (5)	Jackson/Kacinas (2)	Smith (3)	276
Nov. 29	St. John's %	L	89-65	5-2	Carrera (11)	Carrera (11)	Smith/Richardson (2)	Page (1)	Slawson/Williams (1)	4,902

* indicates SEC contest | &-Hoops For Hope Classic (Columbia, S.C.) | ^-Hoops For Hope Classic (Puerto Vallarta, Mexico) | %-SEC/BIG EAST Challenge | #-Brooklyn Hoops Holiday Invitational (Brooklyn, N.Y.)

2012-13 STARTING LINEUP WIN-LOSS

Guard	Guard	Forward	Forward	Forward	2012-13	Games
Page	Smith	Slawson	Jackson	Carrera	2-1	3
Guard	Guard	Guard	Forward	Forward	2012-13	Games
Page	Smith	Williams	Jackson	Slawson	2-1	3
Guard	Guard	Forward	Forward	Forward	2012-13	Games
Page	Smith	Kacinas	Jackson	Slawson	1-0	1

GAME 7 - ST. JOHN'S 89, SOUTH CAROLINA 65
NOV. 29, 2012/CARNESECCA ARENA

QUEENS, N.Y. - South Carolina (5-2) fell to St. John's (5-2) 89-65 in the 2012 SEC/BIG EAST Challenge on Wednesday night at Carnessecca Arena. Freshman forward Michael Carrera registered his second double-double of the season with 11 points and 11 rebounds to lead the Gamecocks.

Junior guard Brenton Williams was injured in the contest. He suffered a neck injury and was taken to a local hospital for further evaluation. He did have movement of his arms and legs on the court. An update will be released when available.

Before his injury, Williams scored 10 points in the matchup. Freshman forward Mindaugas Kacinas scored nine and added six rebounds. Senior forward Lakeem Jackson also came down with six boards for the Gamecocks.

Junior guard Bruce Ellington and freshman forward Laimonas Chatkevicius both made their first appearance of the season in the contest.

St. John's had four players in double figures. Sophomore guard D'Angelo Harrison led the way with a game-high 26 points. Sophomore guards Amir Garrett and Phil Greene IV tallied 15 and 13 points, respectively. Freshman forward JaKarr Sampson registered 11. Garrett also brought down 11 rebounds to lead SJU.

South Carolina struggled from the floor in the opening half, hitting just 37.5 percent (12-32) compared to 53 percent (14-26) from the Red Storm. St. John's would make 9-of-14 from the free throw line in the opening set, while the Gamecocks had zero attempts in the half.

The teams traded possessions early and a jumper from Williams with 13:31 remaining before half saw the St. John's lead at just one at 12-11.

The Red Storm would answer with eight unanswered points through the 10:50 mark, before a jumper from Chatkevicius halted the stretch.

Two made attempts from the line by SJU freshman guard Felix Balamou put the lead at 32-17, before a 3 from junior guard Eric Smith brought Carolina with 12 at 32-20 with 2:56 on the clock.

Three made baskets from Carolina brought the contest back to 12 points at halftime, with St. John's holding a 38-26 advantage.

Carolina took its first foul shots of the game two minutes into the second half when an intentional foul was called on St. John's. Carrera hit both attempts to put the score at 45-32 SJU after early baskets from both teams.

Williams would hit back-to-back 3s just before the first media timeout of the second half to put the score at 50-40 with 16 on the clock.

The injury to Williams occurred with just over 10 minutes on the clock in the second half.

St. John's held its advantage after play resumed. The Gamecocks pulled to within 15 just after Williams' injury on two Carrera free throws, but the Red Storm pulled away to capture the win. St. John's held a 28-point upper hand, the largest of the game, with just over one minute remaining in the contest.

GAME 7

Official Basketball Box Score -- Game Totals -- Final Statistics
South Carolina vs St. John's
11/29/12 7:30 p.m. at Queens, N.Y. (Carnessecca Arena)



South Carolina 65 • 5-2

##	Player	Total	3-Ptr		Rebounds			PF	TP	A	TO	Blk	Stl	Min
			FG-FGA	FG-FGA	FT-FTA	Off	Def							
24	CARRERA, Michael	f	3-7	0-0	5-6	6	5	11	2	11	1	2	0	23
30	JACKSON, Lakeem	f	3-7	0-0	0-1	4	2	6	3	6	0	3	0	20
33	SLAWSON, RJ	f	2-2	0-0	2-4	3	1	4	2	6	0	1	0	21
00	PAGE, LaShay	g	1-7	0-4	0-0	0	0	0	1	2	1	1	1	13
05	SMITH, Eric	g	1-7	1-4	0-0	2	0	2	4	3	2	2	0	24
01	WILLIAMS, Brenton		4-7	2-4	0-0	0	2	2	0	10	1	0	0	12
02	RICHARDSON, Brian		2-7	2-5	2-2	0	2	2	2	8	2	1	0	14
14	CHATKEVICIUS, L.		1-2	0-0	1-2	1	1	2	1	3	1	0	0	11
23	ELLINGTON, Bruce		3-10	0-4	1-2	1	0	1	1	7	0	2	0	29
25	KACINAS, Mindaugas		4-7	0-0	1-4	3	3	6	1	9	1	0	0	24
32	LEONARD, Damien		0-1	0-1	0-0	0	0	0	0	0	0	0	0	4
55	PHILLIPS, Shane		0-1	0-1	0-0	0	0	0	0	0	1	0	0	5
	Team					4	3	7						
	Totals		24-65	5-23	12-21	24	19	43	17	65	10	12	1	200

FG % 1st Half: 12-32 37.5% 2nd half: 12-33 36.4% Game: 24-65 36.9% Deadball
 3FG % 1st Half: 2-13 15.4% 2nd half: 3-10 30.0% Game: 5-23 21.7% Rebounds
 FT % 1st Half: 0-0 0.0% 2nd half: 12-21 57.1% Game: 12-21 57.1% 6

St. John's 89 • 5-2

##	Player	Total	3-Ptr		Rebounds			PF	TP	A	TO	Blk	Stl	Min
			FG-FGA	FG-FGA	FT-FTA	Off	Def							
14	SAMPSON, JaKarr	f	4-6	0-0	3-4	0	2	2	3	11	0	1	2	25
15	POINTER, SirDominic	f	0-3	0-0	2-4	0	2	2	4	2	5	2	0	20
01	GREENE IV, Phil	g	5-8	2-2	1-2	0	1	1	1	13	4	1	0	28
11	HARRISON, D'Angelo	g	8-13	3-6	7-8	3	3	6	3	26	1	1	0	29
24	BALANOU, Felix	g	3-4	0-0	2-2	0	3	3	1	8	3	1	3	23
02	BOURGAILT, Marco		2-4	2-4	0-0	0	1	1	0	6	0	0	0	9
04	JONES, Christian		0-3	0-0	0-0	0	0	0	1	0	0	0	1	7
12	OBEKPA, Chris		4-7	0-0	0-1	2	1	3	2	8	3	1	3	25
22	GARRETT, Amir		7-8	0-0	1-3	6	5	11	1	15	3	0	0	28
23	LIPSCOMB, David		0-0	0-0	0-0	0	0	0	0	0	0	0	0	1
30	WHITE, Jamal		0-2	0-2	0-0	0	0	0	0	0	0	0	0	2
35	NDIAYE, Khadim		0-0	0-0	0-0	0	1	1	1	0	0	0	0	2
40	SEALY, Sam		0-0	0-0	0-0	0	0	0	1	0	0	0	0	1
	Team					0	1	1						
	Totals		33-58	7-14	16-24	11	20	31	18	89	19	7	9	200

FG % 1st Half: 14-26 53.8% 2nd half: 19-32 59.4% Game: 33-58 56.9% Deadball
 3FG % 1st Half: 1-2 50.0% 2nd half: 6-12 50.0% Game: 7-14 50.0% Rebounds
 FT % 1st Half: 9-14 64.3% 2nd half: 7-10 70.0% Game: 16-24 66.7% 3

Officials: Jim Burr, Roger Ayers, Mike Roberts
 Technical fouls: South Carolina-None. St. John's-None.
 Attendance: 4902
 SEC/BIG EAST Challenge

Score by periods	1st		2nd		Total	In	Off	2nd	Fast		
	Points	Point	Point	T/Q						Chance	Break
South Carolina	26	39			65	SC	34	6	23	2	37
St. John's	38	51			89	STJ	30	10	14	11	29

Last FG - SC 2nd-01:32, STJ 2nd-01:25. Score tied - 1 time.
 Largest lead - SC by 2 1st-19:23, STJ by 28 2nd-01:25. Lead changed - 5 times.



#30 - LAKEEM JACKSON

SENIOR | FORWARD | 6'5" | 235 | 3 LETTERS
CHARLOTTE, N.C./CHRIST SCHOOL

JACKSON'S CAREER HIGHS

POINTS
 19 vs. Baylor (Jan. 2, 2010)

FIELD GOALS
 9 vs. Baylor (Jan. 2, 2010)

FIELD GOAL ATTEMPTS
 17 vs. Baylor (Jan. 2, 2010)

3-POINT FIELD GOALS
 1, three times, last vs. Vanderbilt (Jan. 8, 2011)

3-POINT FIELD GOAL ATTEMPTS
 4 vs. Alabama A&M (Nov. 13, 2009)

FREE THROWS
 5 vs. Furman (Dec. 21, 2009)

FREE THROW ATTEMPTS
 9, twice, last vs. Baylor (Jan. 2, 2010)

REBOUNDS
 15, vs. Missouri State (Nov. 24, 2012)

ASSISTS
 7, at Vanderbilt (Feb. 5, 2011)

BLOCKS
 3 vs. Baylor (Jan. 2, 2010)

STEALS
 6 vs. Baylor (Jan. 2, 2010)

MINUTES PLAYED
 44, vs. WKU (Nov. 27, 2010)

JACKSON'S SEASON HIGHS

POINTS
 14, twice, last vs. Elon (Nov. 21, 2012)

FIELD GOALS
 7, twice, last vs. Elon (Nov. 21, 2012)

FIELD GOAL ATTEMPTS
 13, vs. Elon (Nov. 21, 2012)

3-POINT FIELD GOALS
 -

3-POINT FIELD GOAL ATTEMPTS
 -

FREE THROWS
 3, vs. Missouri State (Nov. 24, 2012)

FREE THROW ATTEMPTS
 5, vs. Missouri State (Nov. 24, 2012)

REBOUNDS
 15, vs. Missouri State (Nov. 24, 2012)

ASSISTS
 5, vs. Missouri State (Nov. 24, 2012)

BLOCKS
 2, twice, last vs. Missouri State (Nov. 24, 2012)

STEALS
 2, twice, last vs. Elon (Nov. 21, 2012)

MINUTES PLAYED
 40, vs. Milwaukee (Nov. 11, 2012)

2012-13

Opponent	Date	GS	Min	FG-FGA	Pct	3FG-FGA	Pct	FT-FTA	Pct	Off	Def	Tot	Avg	PF	FO	A	TO	Blk	Stl	Pts	Avg
MILWAUKEE	11/11/12	*	40	6-10	.600	0-0	.000	0-1	.000	1	5	6	6.0	1	0	0	2	1	1	12	12.0
MORGAN STATE	11/16/12	*	34	3-5	.600	0-0	.000	2-4	.400	2	6	8	7.0	3	0	4	2	0	1	8	10.0
RIDER	11/19/12	*	32	7-8	.875	0-0	.000	0-0	.000	1	6	7	7.0	3	0	3	4	0	2	14	11.3
ELON	11/21/12	*	36	7-13	.539	0-0	.000	0-1	.333	6	4	10	7.8	2	0	2	2	2	2	10	12.0
vs. Missouri State	11/24/12	*	35	3-3	.667	0-0	.000	3-5	.455	2	2	4	7.0	4	0	2	3	0	0	9	11.4
vs. UALR	11/25/12	*	35	5-7	.714	0-0	.000	0-3	.357	5	10	15	8.3	0	0	5	3	2	0	10	11.2
at St. John's	11/29/12	*	20	3-7	.429	0-0	.000	0-1	.333	4	2	6	8.0	3	0	0	3	0	0	6	10.4
CLEMSON	12/2/12																				
JACKSONVILLE ST	12/7/12																				
APPALACHIAN ST	12/19/12																				
vs. Manhattan	12/22/12																				
PRESBYTERIAN	12/29/12																				
SC STATE	1/5/13																				
at Miss State	1/9/13																				
AUBURN	1/12/13																				
at LSU	1/16/13																				
VANDERBILT	1/19/13																				
at Missouri	1/22/13																				
ARKANSAS	1/26/13																				
at Florida	1/30/13																				
GEORGIA	2/2/13																				
at Kentucky	2/5/13																				
TENNESSEE	2/10/13																				
LSU	2/14/13																				
at Alabama	2/16/13																				
OLE MISS	2/20/13																				
at Georgia	2/23/13																				
MISSOURI	2/28/13																				
at Texas A&M	3/2/13																				
MISS STATE	3/6/13																				
at Vanderbilt	3/9/13																				

SEASON NOTES

Earned the start for the season opener vs. Milwaukee (Nov. 11), posting 12 points on 6-of-10 shooting; also collected six rebounds ... Collected a team high eight rebounds and four assists, while adding eight points in 34 minutes vs. Morgan State (Nov. 16) ... Posted second double-figure scoring game of the season vs. Rider (Nov. 19) with 14 points, also a team high seven rebounds and three assists ... Led the team in points (14) and rebounds (10) vs. Elon (Nov. 21) in collecting his second-career double-double and his first since the 2010-11 season opener ... Posted nine points and two assists in overtime victory vs. Missouri State (Nov. 24) ... Collected second double-double of the season with 10 points and a career high 15 rebounds vs. UALR (Nov. 25) ... Named to Hoops For Hope Classic All-Tournament Team ... Contributed six points and six rebounds vs. St. John's (Nov. 29) ...

CAREER STATISTICS

Season	GP-GS	Min	Avg	FG	FGA	Pct	3FG	3FGA	Pct	FT	FTA	Pct	Off	Def	Tot	Avg	PF	FO	Ast	TO	Blk	Stl	Pts	Avg
2009-10	31-30	827	26.7	104	206	.505	0	8	.000	16	59	.271	63	91	154	5.0	66	0	59	35	19	47	224	7.2
2010-11	26-25	731	28.1	87	182	.478	3	10	.300	26	62	.419	71	75	146	5.6	40	0	66	46	5	24	203	7.8
2011-12	31-12	526	17.0	43	91	.473	0	2	.000	12	32	.375	31	52	83	2.7	35	1	44	36	3	24	98	3.2
2012-13	7-7	232	33.1	34	53	.642	0	0	.000	5	15	.333	21	35	56	8.0	16	0	16	19	5	6	73	10.4
Totals	95-74	2316	24.4	268	532	.504	3	20	.150	59	168	.351	186	253	439	4.6	157	1	185	136	32	101	598	.3

CAREER SEC STATISTICS

Season	GP-GS	Min	Avg	FG	FGA	Pct	3FG	3FGA	Pct	FT	FTA	Pct	Off	Def	Tot	Avg	PF	FO	Ast	TO	Blk	Stl	Pts	Avg
2010	16-15	454	28.4	54	101	.535	0	0	.000	3	22	.136	33	48	81	5.1	41	0	32	19	5	21	111	6.9
2011	12-11	335	27.9	33	74	.446	1	3	.333	6	2	.273	30	28	58	4.8	17	0	25	22	1	4	73	6.1
2012	16-2	198	12.4	10	33	.303	0	0	.000	4	10	.400	10	19	29	1.8	12	0	13	11	0	10	24	1.5
Totals	44-28	987	22.4	97	208	.466	1	3	.333	13	34	.382	73	95	168	3.8	70	0	70	52	6	35	208	4.7



#23 - BRUCE ELLINGTON

JUNIOR | GUARD | 5'9" | 197 | 2 LETTERS
MONCK'S CORNER, S.C./BERKELEY

ELLINGTON'S CAREER HIGHS

POINTS
31, at Furman (Dec. 22, 2010)

FIELD GOALS
11, at Furman (Dec. 22, 2010)

FIELD GOAL ATTEMPTS
23, at Furman (Dec. 22, 2010)

3-POINT FIELD GOALS
6, twice, last vs. Vanderbilt (Jan. 8, 2011)

3-POINT FIELD GOAL ATTEMPTS
13, twice, last vs. Tennessee (Feb. 16, 2011)

FREE THROWS
7, vs. Arkansas (Jan. 19, 2011)

FREE THROW ATTEMPTS
11, vs. Arkansas (Jan. 19, 2011)

REBOUNDS
8, vs. WKU (Nov. 27, 2010)

ASSISTS
8, vs. WKU (Nov. 27, 2010)

BLOCKS
1, twice, last vs. Mississippi State (Feb. 29, 2012)

STEALS
4, at Michigan State (Nov. 16, 2010)

MINUTES PLAYED

ELLINGTON'S SEASON HIGHS

POINTS
7, vs. St. John's (Nov. 29, 2012)

FIELD GOALS
3 vs. St. John's (Nov. 29, 2012)

FIELD GOAL ATTEMPTS
10 vs. St. John's (Nov. 29, 2012)

3-POINT FIELD GOALS
-

3-POINT FIELD GOAL ATTEMPTS
4 vs. St. John's (Nov. 29, 2012)

FREE THROWS
1 vs. St. John's (Nov. 29, 2012)

FREE THROW ATTEMPTS
2 vs. St. John's (Nov. 29, 2012)

REBOUNDS
1 vs. St. John's (Nov. 29, 2012)

ASSISTS
-

BLOCKS
-

STEALS
-

MINUTES PLAYED
29 vs. St. John's (Nov. 29, 2012)

2012-13

Opponent	Date	GS	Min	FG-FGA	Pct	3FG-FGA	Pct	FT-FTA	Pct	Off	Def	Tot	Avg	PF	FO	A	TO	Blk	Stl	Pts	Avg	
MILWAUKEE	11/11/12	-	-	-	-	-	-	-	-	-	-	-	-	-	-	-	-	-	-	-	-	-
MORGAN STATE	11/16/12	-	-	-	-	-	-	-	-	-	-	-	-	-	-	-	-	-	-	-	-	-
RIDER	11/19/12	-	-	-	-	-	-	-	-	-	-	-	-	-	-	-	-	-	-	-	-	-
ELON	11/21/12	-	-	-	-	-	-	-	-	-	-	-	-	-	-	-	-	-	-	-	-	-
vs. Missouri State	11/24/12	29	3-10	.300	0-4	.000	1-2	.500	1	0	1	1.0	1	0	0	3	0	0	7	7.0		
vs. UALR	11/25/12																					
at St. John's	11/29/12																					
CLEMSON	12/2/12																					
JACKSONVILLE ST	12/7/12																					
APPALACHIAN ST	12/19/12																					
vs. Manhattan	12/22/12																					
PRESBYTERIAN	12/29/12																					
SC STATE	1/5/13																					
at Miss State	1/9/13																					
AUBURN	1/12/13																					
at LSU	1/16/13																					
VANDERBILT	1/19/13																					
at Missouri	1/22/13																					
ARKANSAS	1/26/13																					
at Florida	1/30/13																					
GEORGIA	2/2/13																					
at Kentucky	2/5/13																					
TENNESSEE	2/10/13																					
LSU	2/14/13																					
at Alabama	2/16/13																					
OLE MISS	2/20/13																					
at Georgia	2/23/13																					
MISSOURI	2/28/13																					
at Texas A&M	3/2/13																					
MISS STATE	3/6/13																					
at Vanderbilt	3/9/13																					

SEASON NOTES

Joined the basketball team for practice on Nov. 27 and will continue with practices and games until the start of bowl practice for the Gamecock football squad ... Ellington is currently the top receiver for the Carolina football team with 38 catches for 564 yards and six TD's, including two TD's last weekend vs. Clemson ... Ellington also handles kickoff returns for the football squad (averages 22.2 yards per return in 2012) ... He posted back-to-back 100 receiving yards vs. Tennessee (Oct. 27), and Arkansas (Nov. 10), and caught seven passes vs. Clemson for 72 yards on Nov. 24 ... In his first basketball contest of the season vs. St. John's (Nov. 29), played a team high 29 minutes and scored seven points ...

CAREER STATISTICS

Season	GP-GS	Min	Avg	FG	FGA	Pct	3FG	3FGA	Pct	FT	FTA	Pct	Off	Def	Tot	Avg	PF	FO	Ast	TO	Blk	Stl	Pts	Avg
2010-11	30-30	928	30.9	138	423	.326	61	198	.308	47	74	.635	25	75	100	3.3	75	0	97	87	0	31	384	12.8
2011-12	24-15	697	29.0	100	280	.357	39	118	.331	26	34	.765	18	37	55	2.3	53	0	74	54	2	16	265	11.0
2012-13	1-0	29	29.0	3	10	.300	0	4	.000	1	2	.500	1	0	1	1.0	1	0	0	2	0	0	7	7.0
Totals	55-45	1654	30.1	241	713	.338	100	320	.313	74	110	.673	44	112	156	2.8	129	0	171	143	2	47	656	11.9

CAREER SEC STATISTICS

Season	GP-GS	Min	Avg	FG	FGA	Pct	3FG	3FGA	Pct	FT	FTA	Pct	Off	Def	Tot	Avg	PF	FO	Ast	TO	Blk	Stl	Pts	Avg
2011	16-16	500	31.3	69	237	.291	31	122	.254	23	35	.657	18	32	50	3.1	41	0	42	43	0	14	192	12.0
2012	16-14	511	31.9	72	209	.344	26	85	.306	18	24	.750	14	28	42	2.6	34	0	58	40	1	14	188	11.8
Totals	32-30	1011	31.6	141	446	.316	57	207	.275	41	59	.694	32	60	92	2.9	75	0	100	83	1	28	380	11.9



#2 - BRIAN RICHARDSON

JUNIOR | GUARD | 6'4" | 175 | 2 LETTERS
WILSON, N.C./GREENFIELD SCHOOL

RICHARDSON'S CAREER HIGHS

POINTS
17, vs. SC State (Jan. 4, 2011)

FIELD GOALS
6, vs. SC State (Jan. 4, 2011)

FIELD GOAL ATTEMPTS
12, twice, last vs. Elon (Nov. 21, 2012)

3-POINT FIELD GOALS
5, vs. SC State (Jan. 4, 2011)

3-POINT FIELD GOAL ATTEMPTS
9, twice, last vs. Boston College (Jan. 1, 2011)

FREE THROWS
7, vs. Delaware State (12/1/10)

FREE THROW ATTEMPTS
8, vs. Delaware State (12/1/10)

REBOUNDS
8, vs. Elon (Nov. 21, 2012)

ASSISTS
6, vs. Rider (Nov. 19, 2012)

BLOCKS
1, 11 times, last vs. Mizz. State (Nov. 24, 2012)

STEALS
2, five times, last vs. Presby. (Dec. 13, 2011)

MINUTES PLAYED
38, vs. Missouri State (Nov. 24, 2012)

RICHARDSON'S SEASON HIGHS

POINTS
14, vs. Missouri State (Nov. 24, 2012)

FIELD GOALS
5, vs. Missouri State (Nov. 24, 2012)

FIELD GOAL ATTEMPTS
12, vs. Elon (Nov. 21, 2012)

3-POINT FIELD GOALS
4, vs. Missouri State (Nov. 24, 2012)

3-POINT FIELD GOAL ATTEMPTS
6, twice, last vs. Missouri State (Nov. 24, 2012)

FREE THROWS
3, vs. Rider (Nov. 19, 2012)

FREE THROW ATTEMPTS
3, vs. Rider (Nov. 19, 2012)

REBOUNDS
8, vs. Elon (Nov. 21, 2012)

ASSISTS
6, vs. Rider (Nov. 19, 2012)

BLOCKS
1, 4 times, last vs. Mizz. State (Nov. 24, 2012)

STEALS
1, twice, last vs. Elon (Nov. 21, 2012)

MINUTES PLAYED
38, vs. Missouri State (Nov. 24, 2012)

2012-13

Opponent	Date	GS	Min	FG-FGA	Pct	3FG-FGA	Pct	FT-FTA	Pct	Off	Def	Tot	Avg	PF	FO	A	TO	Blk	Stl	Pts	Avg
MILWAUKEE	11/11/12	20	3-3	1.000	0-0	.000	0-0	.000	0	0	0	0	0.0	3	0	2	3	1	1	6	6.0
MORGAN STATE	11/16/12	20	4-6	.778	2-3	.667	0-0	.000	1	2	3	1.5	4	0	1	1	0	0	10	8.0	
RIDER	11/19/12	27	2-5	.643	1-3	.500	3-3	1.000	3	1	4	2.3	0	0	6	2	1	0	8	8.0	
ELON	11/21/12	30	2-12	.423	1-6	.333	2-2	1.000	2	6	8	3.8	3	0	4	4	1	1	7	7.8	
vs. Missouri State	11/24/12	38	5-7	.485	4-6	.444	0-0	1.000	0	4	4	3.8	2	0	0	1	1	0	14	9.0	
vs. UALR	11/25/12	19	0-3	.444	0-1	.421	0-0	1.000	0	0	0	3.2	4	0	1	1	0	0	0	7.5	
at St. John's	11/29/12	14	2-7	.419	2-5	.417	3-3	1.000	0	2	2	3.0	2	0	2	1	0	0	8	7.6	
CLEMSON	12/2/12																				
JACKSONVILLE ST	12/7/12																				
APPALACHIAN ST	12/19/12																				
vs. Manhattan	12/22/12																				
PRESBYTERIAN	12/29/12																				
SC STATE	1/5/13																				
at Miss State	1/9/13																				
AUBURN	1/12/13																				
at LSU	1/16/13																				
VANDERBILT	1/19/13																				
at Missouri	1/22/13																				
ARKANSAS	1/28/13																				
at Florida	1/30/13																				
GEORGIA	2/2/13																				
at Kentucky	2/5/13																				
TENNESSEE	2/10/13																				
LSU	2/14/13																				
at Alabama	2/16/13																				
OLE MISS	2/20/13																				
at Georgia	2/23/13																				
MISSOURI	2/28/13																				
at Texas A&M	3/2/13																				
MISS STATE	3/6/13																				
at Vanderbilt	3/9/13																				

SEASON NOTES

Scored six points on a perfect 3-of-3 shooting from the field in the season opener vs. Milwaukee (Nov. 11) ... High scorer off the bench with 10 points on 4-of-6 shooting from the field vs. Morgan State (Nov. 16) ... Dished a career high six assists and scored eight points in 27 minutes off the bench vs. Rider (Nov. 19) ... Posted another team best with four assists vs. Elon (Nov. 21), while collecting a career high eight rebounds ... Scored a season high 14 points vs. Missouri State (Nov. 24), hitting four 3s in the contest, playing a career high 38 minutes in the contest ... Dished one assist vs. UALR (Nov. 25) ... Scored eight points and collected two rebounds vs. St. John's (Nov. 29) ...

CAREER STATISTICS

Season	GP-GS	Min	Avg	FG	FGA	Pct	3FG	3FGA	Pct	FT	FTA	Pct	Off	Def	Tot	Avg	PF	FO	Ast	TO	Blk	Stl	Pts	Avg
2010-11	30-24	582	19.4	53	158	.335	41	122	.336	30	44	.682	5	43	48	1.6	57	1	16	29	6	20	177	5.9
2011-12	25-2	307	12.3	29	97	.299	14	60	.233	7	11	.636	8	17	25	1.0	30	0	10	15	1	6	79	3.2
2012-13	7-0	167	23.9	18	43	.419	10	24	.417	7	7	1.000	6	15	21	3.0	18	0	16	13	4	2	53	7.6
Totals	62-26	1056	17.0	100	298	.336	65	206	.316	44	62	.710	19	75	94	1.5	105	1	42	57	11	28	309	5.0

CAREER SEC STATISTICS

Season	GP-GS	Min	Avg	FG	FGA	Pct	3FG	3FGA	Pct	FT	FTA	Pct	Off	Def	Tot	Avg	PF	FO	Ast	TO	Blk	Stl	Pts	Avg
2011	16-11	258	16.1	19	68	.276	16	50	.320	10	18	.556	4	18	22	1.4	31	1	3	15	3	11	64	4.0
2012	10-2	92	9.2	8	27	.296	5	17	.294	5	8	.625	2	3	5	0.5	12	0	1	3	0	1	26	2.6
Totals	26-13	350	13.5	27	95	.284	21	67	.313	15	26	.576	6	21	27	1.0	43	1	4	18	3	12	90	3.5



#33 - RJ SLAWSON

JUNIOR | FORWARD | 6'8" | 220 | 2 LETTERS
CHARLESTON, S.C./FORT DORCHESTER

SLAWSON'S CAREER HIGHS

POINTS
13, vs. North Carolina (Nov. 25, 2011)

FIELD GOALS
6, vs. North Carolina (Nov. 25, 2011)

FIELD GOAL ATTEMPTS
10, vs. North Carolina (Nov. 25, 2011)

3-POINT FIELD GOALS
2, 4 times, last vs. SC State (Jan. 3, 2012)

3-POINT FIELD GOAL ATTEMPTS
4, vs. SC State (Jan. 3, 2012)

FREE THROWS
4, 3 times, last vs. Providence (Dec. 1, 2011)

FREE THROW ATTEMPTS
6, vs. Tenn. State (Nov. 20, 2011)

REBOUNDS
14, vs. North Carolina (Nov. 25, 2011)

ASSISTS
3, twice, last vs. Rider (Nov. 19, 2012)

BLOCKS
4, vs. North Carolina (Nov. 25, 2011)

STEALS
3, vs. SC State (Jan. 3, 2012)

MINUTES PLAYED
31, vs. North Carolina (Nov. 25, 2011)

SLAWSON'S SEASON HIGHS

POINTS
10, vs. Morgan State (Nov. 16, 2012)

FIELD GOALS
4, vs. Morgan State (Nov. 16, 2012)

FIELD GOAL ATTEMPTS
7, vs. Morgan State (Nov. 16, 2012)

3-POINT FIELD GOALS
-

3-POINT FIELD GOAL ATTEMPTS
2, vs. Missouri State (Nov. 24, 2012)

FREE THROWS
3, vs. Elon (Nov. 21, 2012)

FREE THROW ATTEMPTS
4, twice, last vs. St. John's (Nov. 29, 2012)

REBOUNDS
8, vs. Elon (Nov. 21, 2012)

ASSISTS
3, vs. Rider (Nov. 19, 2012)

BLOCKS
1, 4 times, last vs. UALR (Nov. 25, 2012)

STEALS
2, vs. UALR (Nov. 25, 2012)

MINUTES PLAYED
26, vs. Morgan State (Nov. 16, 2012)

2012-13

Opponent	Date	GS	Min	FG-FGA	Pct	3FG-FGA	Pct	FT-FTA	Pct	Off	Def	Tot	Avg	PF	FO	A	TO	Blk	Stl	Pts	Avg	
MILWAUKEE	11/11/12	*	14	0-1	.000	0-0	.000	0-0	.000	0	2	2	2.0	1	0	0	0	0	0	0	0	0
MORGAN STATE	11/16/12	*	26	4-7	.500	0-0	.000	2-2	1.000	6	1	7	4.5	5	1	2	3	1	1	10	5.0	
RIDER	11/19/12	*	19	0-3	.364	0-1	.000	2-2	1.000	2	1	3	4.0	4	0	3	2	0	0	2	4.0	
ELON	11/21/12	*	24	2-4	.400	0-0	.000	3-4	.875	4	4	8	5.0	4	0	1	2	1	1	7	4.8	
vs. Missouri State	11/24/12	*	15	0-4	.316	0-2	.000	0-0	.875	0	4	4	4.8	4	0	0	1	1	0	0	3.8	
vs. UALR	11/25/12	*	17	2-4	.348	0-1	.000	0-0	.875	2	2	4	4.7	5	1	1	2	1	2	4	3.8	
at St. John's	11/29/12	*	21	2-2	.400	0-0	.000	2-4	.750	3	1	4	4.6	2	0	0	1	0	1	6	4.1	
CLEMSON	12/2/12																					
JACKSONVILLE ST	12/7/12																					
APPALACHIAN ST	12/19/12																					
vs. Manhattan	12/22/12																					
PRESBYTERIAN	12/29/12																					
SC STATE	1/5/13																					
at Miss State	1/9/13																					
AUBURN	1/12/13																					
at LSU	1/16/13																					
VANDERBILT	1/19/13																					
at Missouri	1/22/13																					
ARKANSAS	1/26/13																					
at Florida	1/30/13																					
GEORGIA	2/2/13																					
at Kentucky	2/5/13																					
TENNESSEE	2/10/13																					
LSU	2/14/13																					
at Alabama	2/16/13																					
OLE MISS	2/20/13																					
at Georgia	2/23/13																					
MISSOURI	2/28/13																					
at Texas A&M	3/2/13																					
MISS STATE	3/6/13																					
at Vanderbilt	3/9/13																					

SEASON NOTES

Earned the start in season opener vs. Milwaukee (Nov. 11), pulled down just two rebounds in 14 minutes ... Posted 10 points and seven rebounds, including six on the offensive glass, vs. Morgan State (Nov. 16) ... Matched career high with three assists vs. Rider (Nov. 19) ... Collected a season high eight rebounds vs. Elon (Nov. 21) ... Collected four rebounds vs. Missouri State (Nov. 24) ... Scored four points, collected four rebounds and earned two steals vs. UALR (Nov. 25) ... Posted six points and four rebounds vs. St. John's (Nov. 29) ...

CAREER STATISTICS

Season	GP-GS	Min	Avg	FG	FGA	Pct	3FG	3FGA	Pct	FT	FTA	Pct	Off	Def	Tot	Avg	PF	FO	Ast	TO	Blk	Stl	Pts	Avg
2010-11	28-0	252	9.0	24	58	.414	6	19	.316	9	11	.818	22	37	59	2.1	40	1	4	14	5	7	63	2.3
2011-12	31-5	553	17.8	52	119	.437	11	41	.268	23	37	.622	50	73	123	4.0	81	1	18	31	20	23	138	4.5
2012-13	7-7	136	19.4	10	25	.400	0	4	.000	9	12	.750	17	15	32	4.6	25	2	7	11	4	5	29	4.1
Totals	66-12	941	14.3	86	202	.426	17	64	.266	41	60	.683	89	125	214	3.2	146	4	29	56	29	35	230	3.5

CAREER SEC STATISTICS

Season	GP-GS	Min	Avg	FG	FGA	Pct	3FG	3FGA	Pct	FT	FTA	Pct	Off	Def	Tot	Avg	PF	FO	Ast	TO	Blk	Stl	Pts	Avg
2011	15-0	153	10.2	11	32	.344	4	11	.364	4	4	1.000	11	20	31	2.1	27	1	0	4	2	4	30	2.0
2012	16-5	256	16.0	19	46	.413	3	17	.176	9	14	.643	23	27	50	3.1	40	0	7	16	5	10	50	3.1
Totals	31-5	409	13.2	30	78	.384	7	28	.250	13	18	.722	34	47	81	2.6	67	1	7	20	7	14	80	2.6



#5 - ERIC SMITH

JUNIOR | GUARD | 5'11" | 205 | 2 LETTERS
MULLINS, S.C./CHRIST SCHOOL

SMITH'S CAREER HIGHS

POINTS
18, vs. Tenn. State (Nov. 20, 2011)

FIELD GOALS
6, twice, last vs. Providence (Dec. 1, 2011)

FIELD GOAL ATTEMPTS
13, vs. Providence (Dec. 1, 2011)

3-POINT FIELD GOALS
5, vs. Tenn. State (Nov. 20, 2011)

3-POINT FIELD GOAL ATTEMPTS
8, vs. Providence (Dec. 1, 2011)

FREE THROWS
6, vs. Morgan State (Nov. 16, 2012)

FREE THROW ATTEMPTS
9, vs. Morgan State (Nov. 16, 2012)

REBOUNDS
3, 8 times, last vs. UALR (Nov. 25, 2012)

ASSISTS
7, vs. Ole Miss (Feb. 22, 2011)

BLOCKS
1, vs. Milwaukee (Nov. 12, 2012)

STEALS
3, vs. UALR (Nov. 25, 2012)

MINUTES PLAYED
38, vs. Milwaukee (Nov. 11, 2012)

SMITH'S SEASON HIGHS

POINTS
17, vs. Morgan State (Nov. 16, 2012)

FIELD GOALS
5, vs. Morgan State (Nov. 16, 2012)

FIELD GOAL ATTEMPTS
9, vs. Morgan State (Nov. 16, 2012)

3-POINT FIELD GOALS
1, 4 times, last vs. St. John's (Nov. 29, 2012)

3-POINT FIELD GOAL ATTEMPTS
4, vs. St. John's (Nov. 29, 2012)

FREE THROWS
6, vs. Morgan State (Nov. 16, 2012)

FREE THROW ATTEMPTS
9, vs. Morgan State (Nov. 16, 2012)

REBOUNDS
3, vs. UALR (Nov. 25, 2012)

ASSISTS
6, vs. Missouri State (Nov. 24, 2012)

BLOCKS
1, vs. Milwaukee (Nov. 11, 2012)

STEALS
3, vs. UALR (Nov. 25, 2012)

MINUTES PLAYED
38, vs. Milwaukee (Nov. 11, 2012)

2012-13

Opponent	Date	GS	Min	FG-FGA	Pct	3FG-FGA	Pct	FT-FTA	Pct	Off	Def	Tot	Avg	PF	FO	A	TO	Blk	Stl	Pts	Avg
MILWAUKEE	11/11/12	*	38	2-9	.222	0-1	.000	2-2	1.000	0	1	1	1.0	1	0	4	1	1	6	6.0	
MORGAN STATE	11/16/12	*	25	5-9	.389	1-3	.250	6-9	.727	0	2	2	1.5	1	0	0	3	0	0	17	11.5
RIDER	11/19/12	*	23	2-6	.375	0-3	.143	2-4	.667	1	1	2	1.7	4	0	3	1	0	1	6	9.7
ELON	11/21/12	*	20	1-5	.345	1-1	.250	0-0	.667	0	1	1	1.5	2	0	1	2	0	1	3	8.0
vs. Missouri State	11/24/12	*	33	0-2	.323	0-1	.222	2-2	.706	0	2	2	1.6	1	0	6	6	0	0	2	6.8
vs. UALR	11/25/12	*	30	4-7	.368	1-2	.273	3-4	.714	0	3	3	1.8	1	0	5	3	0	3	12	7.7
at St. John's	11/29/12	*	24	1-7	.333	1-4	.267	0-0	.714	2	0	2	1.9	4	0	2	2	0	0	3	7.0
CLEMSON	12/2/12																				
JACKSONVILLE ST	12/7/12																				
APPALACHIAN ST	12/19/12																				
vs. Manhattan	12/22/12																				
PRESBYTERIAN	12/29/12																				
SC STATE	1/5/13																				
at Miss State	1/9/13																				
AUBURN	1/12/13																				
at LSU	1/16/13																				
VANDERBILT	1/19/13																				
at Missouri	1/22/13																				
ARKANSAS	1/26/13																				
at Florida	1/30/13																				
GEORGIA	2/2/13																				
at Kentucky	2/5/13																				
TENNESSEE	2/10/13																				
LSU	2/14/13																				
at Alabama	2/16/13																				
OLE MISS	2/20/13																				
at Georgia	2/23/13																				
MISSOURI	2/28/13																				
at Texas A&M	3/2/13																				
MISS STATE	3/6/13																				
at Vanderbilt	3/9/13																				

SEASON NOTES

Solid in season opener vs. Milwaukee (Nov. 11), posting six points and four assists ... Was just one point shy of matching career high with 17 vs. Morgan State (Nov. 16) ... Set career highs with six made free throws and nine attempts vs. the Bears ... Was in foul trouble, but posted three assists and six points vs. Rider (Nov. 19) ... Posted an assist and steal, with three points vs. Elon (Nov. 21) ... Dished a season high six assists vs. Missouri State (Nov. 24) ... Scored 12 points and dished five assists vs. UALR (Nov. 25) ... Also career high three steals vs. UALR ... Scored three points and posted two assists vs. St. John's (Nov. 29) ... Was in foul trouble early vs. the Red Storm ...

CAREER STATISTICS

Season	GP-GS	Min	Avg	FG	FGA	Pct	3FG	3FGA	Pct	FT	FTA	Pct	Off	Def	Tot	Avg	PF	FO	Ast	TO	Blk	Stl	Pts	Avg
2010-11	28-0	371	13.3	20	66	.303	8	35	.229	20	32	.625	6	16	22	0.8	29	0	42	25	0	6	68	2.4
2011-12	28-13	399	14.3	42	102	.412	20	50	.400	11	18	.611	3	23	26	0.9	27	1	33	36	0	11	115	4.1
2012-13	7-7	193	27.6	15	46	.333	4	15	.267	15	21	.714	3	10	13	1.9	14	0	21	21	1	6	49	7.0
Totals	63-20	963	15.3	77	213	.362	32	100	.320	46	71	.648	12	49	61	1.0	70	1	96	82	1	23	232	3.7

CAREER SEC STATISTICS

Season	GP-GS	Min	Avg	FG	FGA	Pct	3FG	3FGA	Pct	FT	FTA	Pct	Off	Def	Tot	Avg	PF	FO	Ast	TO	Blk	Stl	Pts	Avg
2011	16-0	260	16.3	15	49	.306	6	24	.250	13	17	.765	6	7	13	0.8	18	0	23	15	0	4	49	3.1
2012	13-2	103	7.9	6	26	.231	2	9	.222	6	6	1.000	0	9	9	0.7	4	0	8	8	0	3	20	1.5
Totals	29-2	363	12.5	21	75	.280	8	33	.242	19	23	.826	6	16	22	0.8	22	0	31	23	0	7	69	2.4



#1 - BRENTON WILLIAMS

JUNIOR | GUARD | 5'11" | 175 | 1 LETTER
KISSIMMEE, FLA./OSCEOLA/SANTA FE COLLEGE

WILLIAMS' CAREER HIGHS

POINTS
22, vs. Rider (Nov. 19, 2012)

FIELD GOALS
7, vs. Rider (Nov. 19, 2012)

FIELD GOAL ATTEMPTS
13, vs. Morgan State (Nov. 16, 2012)

3-POINT FIELD GOALS
5, vs. Rider (Nov. 19, 2012)

3-POINT FIELD GOAL ATTEMPTS
8, vs. Rider (Nov. 19, 2012)

FREE THROWS
8, twice, last vs. Milwaukee (Nov. 11, 2012)

FREE THROW ATTEMPTS
8, twice, last vs. Milwaukee (Nov. 11, 2012)

REBOUNDS
4, twice, last vs. Rider (Nov. 19, 2012)

ASSISTS
4, vs. Rider (Nov. 19, 2012)

BLOCKS
1, 4 times, last vs. Elon (Nov. 21, 2012)

STEALS
5, vs. Western Carolina (Nov. 11, 2011)

MINUTES PLAYED
38, vs. Rider (Nov. 19, 2012)

WILLIAMS' SEASON HIGHS

POINTS
22, vs. Rider (Nov. 19, 2012)

FIELD GOALS
7, twice, last vs. UALR (Nov. 25, 2012)

FIELD GOAL ATTEMPTS
13, vs. Morgan State (Nov. 16, 2012)

3-POINT FIELD GOALS
5, vs. Rider (Nov. 19, 2012)

3-POINT FIELD GOAL ATTEMPTS
8, vs. Rider (Nov. 19, 2012)

FREE THROWS
8, vs. Milwaukee (Nov. 11, 2012)

FREE THROW ATTEMPTS
8, vs. Milwaukee (Nov. 11, 2012)

REBOUNDS
4, vs. Rider (Nov. 19, 2012)

ASSISTS
4, vs. Rider (Nov. 19, 2012)

BLOCKS
1, twice, last vs. Elon (Nov. 21, 2012)

STEALS
2, vs. UALR (Nov. 25, 2012)

MINUTES PLAYED
38, vs. Rider (Nov. 19, 2012)

2012-13

Opponent	Date	GS	Min	FG-FGA	Pct	3FG-FGA	Pct	FT-FTA	Pct	Off	Def	Tot	Avg	PF	FO	A	TO	Blk	Stl	Pts	Avg
MILWAUKEE	11/11/12	13	3-6	.500	0-2	.000	8-8	1.000	0	1	1	1.0	3	0	0	4	0	1	14	14.0	
MORGAN STATE	11/16/12	* 27	5-13	.421	1-4	.167	3-3	1.000	0	3	3	2.0	0	0	2	3	0	0	14	14.0	
RIDER	11/19/12	* 38	7-12	.484	5-8	.429	3-3	1.000	0	4	4	2.7	3	0	4	0	1	0	22	16.7	
ELON	11/21/12	* 24	2-6	.459	1-3	.412	4-6	.900	1	2	3	2.8	2	0	0	4	1	1	9	14.8	
vs. Missouri State	11/24/12	13	1-2	.462	0-0	.000	3-4	.875	0	2	2	2.6	4	0	3	2	0	0	5	12.8	
vs. UALR	11/25/12	23	7-7	.543	1-1	.444	2-2	.885	1	0	1	2.3	0	0	0	3	0	2	17	13.5	
at St. John's	11/29/12	12	4-7	.547	2-4	.455	0-0	.885	0	2	2	2.3	0	0	1	0	0	1	10	13.0	
CLEMSON	12/2/12																				
JACKSONVILLE ST	12/7/12																				
APPALACHIAN ST	12/19/12																				
vs. Manhattan	12/22/12																				
PRESBYTERIAN	12/29/12																				
SC STATE	1/5/13																				
at Miss State	1/9/13																				
AUBURN	1/12/13																				
at LSU	1/16/13																				
VANDERBILT	1/19/13																				
at Missouri	1/22/13																				
ARKANSAS	1/26/13																				
at Florida	1/30/13																				
GEORGIA	2/2/13																				
at Kentucky	2/5/13																				
TENNESSEE	2/10/13																				
LSU	2/14/13																				
at Alabama	2/16/13																				
OLE MISS	2/20/13																				
at Georgia	2/23/13																				
MISSOURI	2/28/13																				
at Texas A&M	3/2/13																				
MISS STATE	3/6/13																				
at Vanderbilt	3/9/13																				

SEASON NOTES

Instrumental in season opener win vs. Milwaukee (Nov. 11), scored 14 points, including 12 during overtime to secure the win; was a perfect 8-of-8 from the free throw line in overtime ... Earned first-career start vs. Morgan State (Nov. 16), posting 14 points and matching career best with two assists ... Career night vs. Rider (Nov. 19), posting all-time highs in points (22), made 3-point baskets (5), 3-point attempts (8) and minutes played (38) ... Scored nine points, all in the second half, vs. Elon (Nov. 21) ... Scored five points vs. Missouri State (Nov. 24) ... Posted 17 points on 7-of-7 shooting from the field vs. UALR (Nov. 25) ... Suffered a neck injury in contest vs. St. John's (Nov. 29) ... Was transported to a local hospital in Queens, N.Y.; was released shortly after and returned to Columbia with the team ...

CAREER STATISTICS

Season	GP-GS	Min	Avg	FG	FGA	Pct	3FG	3FGA	Pct	FT	FTA	Pct	Off	Def	Tot	Avg	PF	FO	Ast	TO	Blk	Stl	Pts	Avg
2011-12	23-0	323	14.0	46	117	.393	26	66	.394	23	28	.821	4	15	19	0.8	27	1	13	19	2	15	141	6.1
2012-13	7-3	150	21.4	29	53	.547	10	22	.455	23	26	.885	2	14	16	2.3	12	0	10	16	2	5	91	13.0
Totals	30-3	473	15.8	75	170	.441	36	88	.409	46	54	.852	6	29	35	1.2	39	1	23	35	4	20	232	7.7

CAREER SEC STATISTICS

Season	GP-GS	Min	Avg	FG	FGA	Pct	3FG	3FGA	Pct	FT	FTA	Pct	Off	Def	Tot	Avg	PF	FO	Ast	TO	Blk	Stl	Pts	Avg
2012	15-0	230	15.3	32	83	.386	20	50	.400	11	14	.786	4	12	16	1.1	20	1	7	10	2	7	95	6.3



#45 - CARLTON GEATHERS

R-SO. | FORWARD | 6'10" | 255 | 1 LETTER
 GEORGETOWN, S.C./CARVERS BAY

GEATHERS' CAREER HIGHS

POINTS
 4, 3 times, last vs. SC State (Jan. 3, 2012)

FIELD GOALS
 2, twice, last vs. SC State (Jan. 3, 2012)

FIELD GOAL ATTEMPTS
 4, vs. Western Carolina (Nov. 11, 2011)

3-POINT FIELD GOALS
 -

3-POINT FIELD GOAL ATTEMPTS
 -

FREE THROWS
 2, 3 times, last at Tennessee (Feb. 8, 2012)

FREE THROW ATTEMPTS
 2, 6 times, last at Georgia (March 3, 2012)

REBOUNDS
 6, vs. Western Carolina (Nov. 11, 2011)

ASSISTS
 1, vs. SC State (Jan. 3, 2012)

BLOCKS
 3, 3 times, last at Georgia (March 3, 2012)

STEALS
 2, vs. Vanderbilt (Jan. 10, 2012)

MINUTES PLAYED
 21, vs. Tennessee (Feb. 25, 2012)

GEATHERS' SEASON HIGHS

POINTS
 -

FIELD GOALS
 -

FIELD GOAL ATTEMPTS
 -

3-POINT FIELD GOALS
 -

3-POINT FIELD GOAL ATTEMPTS
 -

FREE THROWS
 -

FREE THROW ATTEMPTS
 -

REBOUNDS
 -

ASSISTS
 -

BLOCKS
 -

STEALS
 -

MINUTES PLAYED
 -

2012-13

Opponent	Date	GS	Min	FG-FGA	Pct	3FG-FGA	Pct	FT-FTA	Pct	Off	Def	Tot	Avg	PF	FO	A	TO	Blk	Stl	Pts	Avg	
MILWAUKEE	11/11/12	-	-	-	-	-	-	DNP - injured	-	-	-	-	-	-	-	-	-	-	-	-	-	-
MORGAN STATE	11/16/12	-	-	-	-	-	-	DNP - injured	-	-	-	-	-	-	-	-	-	-	-	-	-	-
RIDER	11/19/12	-	-	-	-	-	-	DNP - injured	-	-	-	-	-	-	-	-	-	-	-	-	-	-
ELON	11/21/12	-	-	-	-	-	-	DNP - injured	-	-	-	-	-	-	-	-	-	-	-	-	-	-
vs. Missouri State	11/24/12	-	-	-	-	-	-	DNP - injured	-	-	-	-	-	-	-	-	-	-	-	-	-	-
vs. UALR	11/25/12	-	-	-	-	-	-	DNP - injured	-	-	-	-	-	-	-	-	-	-	-	-	-	-
at St. John's	11/29/12	-	-	-	-	-	-	-	-	-	-	-	-	-	-	-	-	-	-	-	-	-
CLEMSON	12/2/12	-	-	-	-	-	-	-	-	-	-	-	-	-	-	-	-	-	-	-	-	-
JACKSONVILLE ST	12/7/12	-	-	-	-	-	-	-	-	-	-	-	-	-	-	-	-	-	-	-	-	-
APPALACHIAN ST	12/19/12	-	-	-	-	-	-	-	-	-	-	-	-	-	-	-	-	-	-	-	-	-
vs. Manhattan	12/22/12	-	-	-	-	-	-	-	-	-	-	-	-	-	-	-	-	-	-	-	-	-
PRESBYTERIAN	12/29/12	-	-	-	-	-	-	-	-	-	-	-	-	-	-	-	-	-	-	-	-	-
SC STATE	1/5/13	-	-	-	-	-	-	-	-	-	-	-	-	-	-	-	-	-	-	-	-	-
at Miss State	1/9/13	-	-	-	-	-	-	-	-	-	-	-	-	-	-	-	-	-	-	-	-	-
AUBURN	1/12/13	-	-	-	-	-	-	-	-	-	-	-	-	-	-	-	-	-	-	-	-	-
at LSU	1/16/13	-	-	-	-	-	-	-	-	-	-	-	-	-	-	-	-	-	-	-	-	-
VANDERBILT	1/19/13	-	-	-	-	-	-	-	-	-	-	-	-	-	-	-	-	-	-	-	-	-
at Missouri	1/22/13	-	-	-	-	-	-	-	-	-	-	-	-	-	-	-	-	-	-	-	-	-
ARKANSAS	1/26/13	-	-	-	-	-	-	-	-	-	-	-	-	-	-	-	-	-	-	-	-	-
at Florida	1/30/13	-	-	-	-	-	-	-	-	-	-	-	-	-	-	-	-	-	-	-	-	-
GEORGIA	2/2/13	-	-	-	-	-	-	-	-	-	-	-	-	-	-	-	-	-	-	-	-	-
at Kentucky	2/5/13	-	-	-	-	-	-	-	-	-	-	-	-	-	-	-	-	-	-	-	-	-
TENNESSEE	2/10/13	-	-	-	-	-	-	-	-	-	-	-	-	-	-	-	-	-	-	-	-	-
LSU	2/14/13	-	-	-	-	-	-	-	-	-	-	-	-	-	-	-	-	-	-	-	-	-
at Alabama	2/16/13	-	-	-	-	-	-	-	-	-	-	-	-	-	-	-	-	-	-	-	-	-
OLE MISS	2/20/13	-	-	-	-	-	-	-	-	-	-	-	-	-	-	-	-	-	-	-	-	-
at Georgia	2/23/13	-	-	-	-	-	-	-	-	-	-	-	-	-	-	-	-	-	-	-	-	-
MISSOURI	2/28/13	-	-	-	-	-	-	-	-	-	-	-	-	-	-	-	-	-	-	-	-	-
at Texas A&M	3/2/13	-	-	-	-	-	-	-	-	-	-	-	-	-	-	-	-	-	-	-	-	-
MISS STATE	3/6/13	-	-	-	-	-	-	-	-	-	-	-	-	-	-	-	-	-	-	-	-	-
at Vanderbilt	3/9/13	-	-	-	-	-	-	-	-	-	-	-	-	-	-	-	-	-	-	-	-	-

SEASON NOTES

Out indefinitely after fracturing knee cap during the summer.

CAREER STATISTICS

Season	GP-GS	Min	Avg	FG	FGA	Pct	3FG	3FGA	Pct	FT	FTA	Pct	Off	Def	Tot	Avg	PF	FO	Ast	TO	Blk	Stl	Pts	Avg
2011-12	28-1	219	7.8	10	23	.435	0	0	.000	8	12	.667	15	28	43	1.5	24	0	1	7	17	6	28	1.0
2012-13																								

Totals

CAREER SEC STATISTICS

Season	GP-GS	Min	Avg	FG	FGA	Pct	3FG	3FGA	Pct	FT	FTA	Pct	Off	Def	Tot	Avg	PF	FO	Ast	TO	Blk	Stl	Pts	Avg
2012	13-1	98	7.5	2	7	.286	0	0	.000	5	8	.625	6	7	13	1.0	8	0	0	3	7	5	9	0.7



#32 - DAMIEN LEONARD

SOPHOMORE | GUARD | 6'4" | 190 | 1 LETTER
GREENVILLE. S.C./J.L. MANN

LEONARD'S CAREER HIGHS

POINTS
19, vs. Kentucky (Feb. 4, 2012)

FIELD GOALS
7, vs. Kentucky (Feb. 4, 2012)

FIELD GOAL ATTEMPTS
17, vs. Elon (Nov. 15, 2011)

3-POINT FIELD GOALS
5, vs. North Carolina (Nov. 25, 2011)

3-POINT FIELD GOAL ATTEMPTS
11, twice, last vs. N. Carolina (Nov. 25, 2011)

FREE THROWS
2, 5 times, last at Kentucky (Jan. 7, 2012)

FREE THROW ATTEMPTS
4, vs. Tenn. State (Nov. 20, 2011)

REBOUNDS
4, vs. Tennessee (Feb. 25, 2012)

ASSISTS
3, at Ole Miss (Jan. 28, 2012)

BLOCKS
1, 4 times, last vs. Rider (Nov. 19, 2012)

STEALS
2, twice, last vs. Tenn. State (Nov. 20, 2011)

MINUTES PLAYED
37, vs. Alabama (March 8, 2012)

LEONARD'S SEASON HIGHS

POINTS
6, 3 times, last vs. Elon (Nov. 21, 2012)

FIELD GOALS
3, vs. Morgan State (Nov. 16, 2012)

FIELD GOAL ATTEMPTS
6, twice, last vs. Elon (Nov. 21, 2012)

3-POINT FIELD GOALS
2, twice, last vs. Elon (Nov. 21, 2012)

3-POINT FIELD GOAL ATTEMPTS
5, twice, last vs. Elon (Nov. 21, 2012)

FREE THROWS
-

FREE THROW ATTEMPTS
-

REBOUNDS
2, twice, last vs. Elon (Nov. 21, 2012)

ASSISTS
2, vs. Rider (Nov. 19, 2012)

BLOCKS
1, vs. Morgan State (Nov. 16, 2012)

STEALS
1, twice, last vs. Missouri State (Nov. 24, 2012)

MINUTES PLAYED
19, vs. Elon (Nov. 21, 2012)

2012-13

Opponent	Date	GS	Min	FG-FGA	Pct	3FG-FGA	Pct	FT-FTA	Pct	Off	Def	Tot	Avg	PF	FO	A	TO	Blk	Stl	Pts	Avg
MILWAUKEE	11/11/12	5	0-1	.000	0-1	.000	0-0	.000	1	0	1	1.0	1	0	0	0	0	0	0	0	0.0
MORGAN STATE	11/16/12	17	3-3	.750	0-0	.000	0-0	.000	0	2	2	1.5	1	0	0	2	1	0	6	3.0	
RIDER	11/19/12	7	2-6	.500	2-5	.333	0-0	.000	0	0	0	1.0	1	0	2	4	0	1	6	4.0	
ELON	11/21/12	19	2-6	.438	2-5	.364	0-0	.000	1	1	2	1.3	0	0	0	1	0	0	6	4.5	
vs. Missouri State	11/24/12	5	0-0	.438	0-0	.364	0-0	.000	0	0	0	1.0	1	0	0	1	0	1	0	3.6	
vs. UALR	11/25/12	7	0-1	.412	0-1	.333	0-0	.000	0	1	1	1.0	2	0	0	2	0	0	0	3.0	
at St. John's	11/29/12	4	0-1	.389	0-1	.308	0-0	.000	0	0	0	0.9	0	0	0	0	0	0	0	2.6	
CLEMSON	12/2/12																				
JACKSONVILLE ST	12/7/12																				
APPALACHIAN ST	12/19/12																				
vs. Manhattan	12/22/12																				
PRESBYTERIAN	12/29/12																				
SC STATE	1/5/13																				
at Miss State	1/9/13																				
AUBURN	1/12/13																				
at LSU	1/16/13																				
VANDERBILT	1/19/13																				
at Missouri	1/22/13																				
ARKANSAS	1/26/13																				
at Florida	1/30/13																				
GEORGIA	2/2/13																				
at Kentucky	2/5/13																				
TENNESSEE	2/10/13																				
LSU	2/14/13																				
at Alabama	2/16/13																				
OLE MISS	2/20/13																				
at Georgia	2/23/13																				
MISSOURI	2/28/13																				
at Texas A&M	3/2/13																				
MISS STATE	3/6/13																				
at Vanderbilt	3/9/13																				

SEASON NOTES

Saw action in the season opener vs. Milwaukee (Nov. 11), but continues to recover from surgery on a broken nose ... Scored six points on a perfect 3-of-3 shooting from the floor vs. Morgan State (Nov. 16) ... Posted six points and two assists vs. Rider (Nov. 19) ... Scored six points on two made 3s vs. Elon (Nov. 21) ... Saw action vs. Missouri State (Nov. 24) and UALR (Nov. 25) ... Saw action off the bench vs. St. John's (Nov. 29) ...

CAREER STATISTICS

Season	GP-GS	Min	Avg	FG	FGA	Pct	3FG	3FGA	Pct	FT	FTA	Pct	Off	Def	Tot	Avg	PF	FO	Ast	TO	Blk	Stl	Pts	Avg
2011-12	31-20	652	21.0	71	230	.309	54	171	.316	15	25	.600	11	31	42	1.4	45	0	14	36	2	14	211	6.8
2012-13	7-0	64	9.1	7	18	.389	4	13	.308	0	0	.000	2	4	6	0.9	6	0	2	10	1	2	18	2.6
Total	38-20	716	18.8	78	248	.315	58	184	.315	15	25	.600	13	35	48	1.3	51	0	16	46	3	16	229	6.0

CAREER SEC STATISTICS

Season	GP-GS	Min	Avg	FG	FGA	Pct	3FG	3FGA	Pct	FT	FTA	Pct	Off	Def	Tot	Avg	PF	FO	Ast	TO	Blk	Stl	Pts	Avg
2012	16-12	346	21.6	36	117	.308	25	85	.294	4	7	.571	5	15	20	1.3	22	0	7	14	1	7	101	6.3



#55 - SHANE PHILLIPS

SENIOR | GUARD | 5'10" | 170 | 1 LETTER
PITTSBURGH, PA./WHEELING CENTRAL (W.VA.)

PHILLIPS' CAREER HIGHS

POINTS

1, vs. SC State (Jan. 3, 2012)

FIELD GOAL ATTEMPTS

3, vs. SC State (Jan. 3, 2012)

3-POINT FIELD GOAL ATTEMPTS

2, vs. SC State (Jan. 3, 2012)

FREE THROWS

1, vs. SC State (Jan. 3, 2012)

FREE THROW ATTEMPTS

2, vs. SC State (Jan. 3, 2012)

MINUTES PLAYED

2, vs. SC State (Jan. 3, 2012)

PHILLIPS' SEASON HIGHS

POINTS

-

FIELD GOALS

-

FIELD GOAL ATTEMPTS

1, vs. St. John's (Nov. 29, 2012)

3-POINT FIELD GOALS

-

3-POINT FIELD GOAL ATTEMPTS

1, vs. St. John's (Nov. 29, 2012)

FREE THROWS

-

FREE THROW ATTEMPTS

-

REBOUNDS

-

ASSISTS

1, vs. St. John's (Nov. 29, 2012)

BLOCKS

-

STEALS

-

MINUTES PLAYED

1, 3 times, last vs. UALR (Nov. 25, 2012)

2012-13

Opponent	Date	GS	Min	FG-FGA	Pct	3FG-FGA	Pct	FT-FTA	Pct	Off	Def	Tot	Avg	PF	FO	A	TO	Blk	Stl	Pts	Avg	
MILWAUKEE	11/11/12	-	-	-	-	-	-	-	-	-	-	-	-	-	-	-	-	-	-	-	-	-
MORGAN STATE	11/16/12	1	0-0	.000	0-0	.000	0-0	.000	0	0	0	0.0	0	0	0	0	0	0	0	0	0.0	
RIDER	11/19/12	-	-	-	-	-	-	-	-	-	-	-	-	-	-	-	-	-	-	-	-	-
ELON	11/21/12	-	-	-	-	-	-	-	-	-	-	-	-	-	-	-	-	-	-	-	-	-
vs. Missouri State	11/24/12	1	0-0	.000	0-0	.000	0-0	.000	0	0	0	0.0	0	0	0	0	0	0	0	0	0.0	
vs. UALR	11/25/12	1	0-0	.000	0-0	.000	0-0	.000	0	0	0	0.0	0	0	0	0	0	0	0	0	0.0	
at St. John's	11/29/12	5	0-1	.000	0-1	.000	0-0	.000	0	0	0	0.0	0	0	1	0	0	0	0	0	0.0	
CLEMSON	12/2/12																					
JACKSONVILLE ST	12/7/12																					
APPALACHIAN ST	12/19/12																					
vs. Manhattan	12/22/12																					
PRESBYTERIAN	12/29/12																					
SC STATE	1/5/13																					
at Miss State	1/9/13																					
AUBURN	1/12/13																					
at LSU	1/16/13																					
VANDERBILT	1/19/13																					
at Missouri	1/22/13																					
ARKANSAS	1/26/13																					
at Florida	1/30/13																					
GEORGIA	2/2/13																					
at Kentucky	2/5/13																					
TENNESSEE	2/10/13																					
LSU	2/14/13																					
at Alabama	2/16/13																					
OLE MISS	2/20/13																					
at Georgia	2/23/13																					
MISSOURI	2/28/13																					
at Texas A&M	3/2/13																					
MISS STATE	3/6/13																					
at Vanderbilt	3/9/13																					

SEASON NOTES

Did not see game action vs. Milwaukee (Nov. 11) ... Played one minute vs. Morgan State (Nov. 16) ... Saw time vs. Missouri State (Nov. 24) and UALR (Nov. 25) ... Posted an assist vs. St. John's (Nov. 29) ...

CAREER STATISTICS

Season	GP-GS	Min	Avg	FG	FGA	Pct	3FG	3FGA	Pct	FT	FTA	Pct	Off	Def	Tot	Avg	PF	FO	Ast	TO	Blk	Stl	Pts	Avg
2011-12	1-0	2	2.0	0	3	.000	0	2	.000	1	2	.500	0	0	0	0.0	0	0	0	1	0	0	1	1.0
2012-13	4-0	8	2.0	0	1	.000	0	1	.000	0	0	.000	0	0	0	0.0	0	0	1	0	0	0	0	0.0
Totals	5-0	10	2.0	0	4	.000	0	3	.000	1	2	.500	0	0	0	0.0	0	0	1	1	0	0	1	0.2



#0 - LASHAY PAGE

**SENIOR | GUARD | 6'2" | 195 | 2 LETTERS
DILLON, S.C./CHIPOLA JC/SOUTHERN MISS.**

PAGE'S CAREER HIGHS

POINTS
30, at Colorado State (Nov. 19, 2011)*

FIELD GOALS
11, at Colorado State (Nov. 19, 2011)*

FIELD GOAL ATTEMPTS
18, vs. Milwaukee (Nov. 11, 2012)

3-POINT FIELD GOALS
8, at Colorado State (Nov. 19, 2011)*

3-POINT FIELD GOAL ATTEMPTS
11, three times, last vs. E. Carolina (Jan. 4, 2012)*

FREE THROWS
7, twice, last vs. Missouri State (Nov. 24, 2012)

FREE THROW ATTEMPTS
8, vs. Missouri State (Nov. 24, 2012)

REBOUNDS
10, vs. Memphis (Feb. 1, 2012)*

ASSISTS
3, at Rice (Jan. 12, 2011)*

BLOCKS
2, vs. Alcorn State (Dec. 1, 2010)*

STEALS
2, 5 times, last vs. Morgan State (Nov. 16, 2012)

MINUTES PLAYED
46 vs. Murray State (Nov. 26, 2011)*

* at Southern Mississippi

PAGE'S SEASON HIGHS

POINTS
22, vs. Missouri State (Nov. 24, 2012)

FIELD GOALS
7, vs. Milwaukee (Nov. 11, 2012)

FIELD GOAL ATTEMPTS
18, vs. Milwaukee (Nov. 11, 2012)

3-POINT FIELD GOALS
4, vs. Rider (Nov. 19, 2012)

3-POINT FIELD GOAL ATTEMPTS
7, twice, last vs. UALR (Nov. 25, 2012)

FREE THROWS
7, vs. Missouri State (Nov. 24, 2012)

FREE THROW ATTEMPTS
8, vs. Missouri State (Nov. 24, 2012)

REBOUNDS
6, twice, last vs. Missouri State (Nov. 24, 2012)

ASSISTS
2, vs. Milwaukee (Nov. 11, 2012)

BLOCKS
1, vs. St. John's (Nov. 29, 2012)

STEALS
2, vs. Morgan State (Nov. 16, 2012)

MINUTES PLAYED
36, vs. Missouri State (Nov. 24, 2012)

2012-13

Opponent	Date	GS	Min	FG-FGA	Pct	3FG-FGA	Pct	FT-FTA	Pct	Off	Def	Tot	Avg	PF	FO	A	TO	Blk	Stl	Pts	Avg
MILWAUKEE	11/11/12	*	35	7-18	.389	0-6	.000	5-7	.714	0	1	1	1.0	0	0	2	1	0	0	19	19.0
MORGAN STATE	11/16/12	*	30	6-13	.419	2-6	.167	6-6	.846	1	4	5	3.0	3	0	1	2	0	2	20	19.5
RIDER	11/19/12	*	22	4-9	.425	4-6	.333	0-0	.846	0	6	6	4.0	3	0	1	2	0	0	12	17.0
ELON	11/21/12	*	21	1-8	.375	1-4	.318	1-2	.800	1	2	3	3.8	3	0	1	3	0	1	4	13.8
vs. Missouri State	11/24/12	*	36	6-11	.407	3-7	.345	7-8	.826	0	6	6	4.2	2	0	0	2	0	0	22	15.4
vs. UALR	11/25/12	*	28	5-12	.408	3-7	.361	3-3	.846	0	4	4	4.2	1	0	1	1	0	0	16	15.5
at St. John's	11/29/12	*	13	1-7	.385	0-4	.325	0-0	.846	0	0	0	3.6	1	0	1	1	0	2	13.6	
CLEMSON	12/2/12																				
JACKSONVILLE ST	12/7/12																				
APPALACHIAN ST	12/19/12																				
vs. Manhattan	12/22/12																				
PRESBYTERIAN	12/29/12																				
SC STATE	1/5/13																				
at Miss State	1/9/13																				
AUBURN	1/12/13																				
at LSU	1/16/13																				
VANDERBILT	1/19/13																				
at Missouri	1/22/13																				
ARKANSAS	1/26/13																				
at Florida	1/30/13																				
GEORGIA	2/2/13																				
at Kentucky	2/5/13																				
TENNESSEE	2/10/13																				
LSU	2/14/13																				
at Alabama	2/16/13																				
OLE MISS	2/20/13																				
at Georgia	2/23/13																				
MISSOURI	2/28/13																				
at Texas A&M	3/2/13																				
MISS STATE	3/6/13																				
at Vanderbilt	3/9/13																				

SEASON NOTES

Scored a team high 19 points, while adding two assists in season opener vs. Milwaukee (Nov. 11); scored 17 points in the second half ... Leading scorer with 20 points in win vs. Morgan State (Nov. 16) ... A perfect 6-of-6 from the free throw line vs. the Bears ... Was in foul trouble early in the first half vs. Rider (Nov. 19), but came back to post 12 points on 4 made 3s ... Hit just 1-of-8 attempts from the floor vs. Elon (Nov 21), scoring four points ... Posted a team high 22 points, including a 7-of-8 effort from the free throw line vs. Missouri State (Nov. 25) ... Scored 16 points and collected four rebounds vs. UALR (Nov. 25) ... Named the Hoops For Hope Classic Most Outstanding Player ... Struggled from the field vs. St. John's (Nov. 29), hitting just 1-of-7 from the field for two points ...

CAREER STATISTICS

Season	GP-GS	Min	Avg	FG	FGA	Pct	3FG	3FGA	Pct	FT	FTA	Pct	Off	Def	Tot	Avg	PF	FO	Ast	TO	Blk	Stl	Pts	Avg
2010-11*	27-1	490	8.1	57	163	.350	33	97	.340	20	33	.606	3	53	56	2.1	36	1	18	23	3	10	167	6.2
2011-12*	33-32	1213	36.8	127	334	.380	75	213	.352	55	67	.821	20	91	111	3.4	63	1	25	36	2	18	384	11.6
2012-13	7-7	185	26.4	30	78	.385	13	40	.325	22	26	.846	2	23	25	3.6	13	0	7	12	1	3	95	13.6
Totals	67-40	1888	28.2	214	575	.372	121	350	.345	97	126	.769	25	167	192	2.9	112	2	50	71	6	31	646	9.6

* at Southern Mississippi



#24 - MICHAEL CARRERA

FRESHMAN | FORWARD | 6'5" | 212 | HS
ANZOÁTEGUI, VENEZUELA/MONTROSE CHRISTIAN

CARRERA'S SEASON HIGHS

POINTS

18, vs. Missouri State (Nov. 24, 2012)

FIELD GOALS

6, vs. Milwaukee (Nov. 11, 2012)

FIELD GOAL ATTEMPTS

12, vs. Milwaukee (Nov. 11, 2012)

3-POINT FIELD GOALS

1, vs. Missouri State (Nov. 24, 2012)

3-POINT FIELD GOAL ATTEMPTS

1, vs. Missouri State (Nov. 24, 2012)

FREE THROWS

5, 3 times, last vs. St. John's (Nov. 29, 2012)

FREE THROW ATTEMPTS

6, twice, last vs. St. John's (Nov. 29, 2012)

REBOUNDS

15, vs. Milwaukee (Nov. 1, 2012)

ASSISTS

1, twice, last vs. St. John's (Nov. 29, 2012)

BLOCKS

3, vs. Milwaukee (Nov. 11, 2012)

STEALS

1, vs. Missouri State (Nov. 24, 2012)

MINUTES PLAYED

29, vs. Milwaukee (Nov. 11, 2012)

2012-13

Opponent	Date	GS	Min	FG-FGA	Pct	3FG-FGA	Pct	FT-FTA	Pct	Off	Def	Tot	Avg	PF	FO	A	TO	Blk	Stl	Pts	Avg
MILWAUKEE	11/11/12	*	29	6-12	.500	0-0	.000	5-5	1.000	7	8	15	15.0	4	0	0	2	3	0	17	17.0
MORGAN STATE	11/16/12	-	-	-	-	-	-	DNP - concussion	-	-	-	-	-	-	-	-	-	-	-	-	-
RIDER	11/19/12	-	-	-	-	-	-	DNP - concussion	-	-	-	-	-	-	-	-	-	-	-	-	-
ELON	11/21/12	-	-	-	-	-	-	DNP - concussion	-	-	-	-	-	-	-	-	-	-	-	-	-
vs. Missouri State	11/24/12	*	21	6-7	.857	1-1	1.000	5-6	.833	1	4	5	10.0	4	0	1	3	1	1	18	17.5
vs. UALR	11/25/12	*	12	0-2	.571	0-0	1.000	2-2	.923	0	2	2	7.3	4	0	0	3	0	0	2	12.3
at St. John's	11/29/12	*	23	3-7	.536	0-0	1.000	5-6	.833	6	5	11	8.3	2	0	1	2	0	0	11	12.0
CLEMSON	12/2/12	-	-	-	-	-	-	-	-	-	-	-	-	-	-	-	-	-	-	-	-
JACKSONVILLE ST	12/7/12	-	-	-	-	-	-	-	-	-	-	-	-	-	-	-	-	-	-	-	-
APPALACHIAN ST	12/19/12	-	-	-	-	-	-	-	-	-	-	-	-	-	-	-	-	-	-	-	-
vs. Manhattan	12/22/12	-	-	-	-	-	-	-	-	-	-	-	-	-	-	-	-	-	-	-	-
PRESBYTERIAN	12/29/12	-	-	-	-	-	-	-	-	-	-	-	-	-	-	-	-	-	-	-	-
SC STATE	1/5/13	-	-	-	-	-	-	-	-	-	-	-	-	-	-	-	-	-	-	-	-
at Miss State	1/9/13	-	-	-	-	-	-	-	-	-	-	-	-	-	-	-	-	-	-	-	-
AUBURN	1/12/13	-	-	-	-	-	-	-	-	-	-	-	-	-	-	-	-	-	-	-	-
at LSU	1/16/13	-	-	-	-	-	-	-	-	-	-	-	-	-	-	-	-	-	-	-	-
VANDERBILT	1/19/13	-	-	-	-	-	-	-	-	-	-	-	-	-	-	-	-	-	-	-	-
at Missouri	1/22/13	-	-	-	-	-	-	-	-	-	-	-	-	-	-	-	-	-	-	-	-
ARKANSAS	1/26/13	-	-	-	-	-	-	-	-	-	-	-	-	-	-	-	-	-	-	-	-
at Florida	1/30/13	-	-	-	-	-	-	-	-	-	-	-	-	-	-	-	-	-	-	-	-
GEORGIA	2/2/13	-	-	-	-	-	-	-	-	-	-	-	-	-	-	-	-	-	-	-	-
at Kentucky	2/5/13	-	-	-	-	-	-	-	-	-	-	-	-	-	-	-	-	-	-	-	-
TENNESSEE	2/10/13	-	-	-	-	-	-	-	-	-	-	-	-	-	-	-	-	-	-	-	-
LSU	2/14/13	-	-	-	-	-	-	-	-	-	-	-	-	-	-	-	-	-	-	-	-
at Alabama	2/16/13	-	-	-	-	-	-	-	-	-	-	-	-	-	-	-	-	-	-	-	-
OLE MISS	2/20/13	-	-	-	-	-	-	-	-	-	-	-	-	-	-	-	-	-	-	-	-
at Georgia	2/23/13	-	-	-	-	-	-	-	-	-	-	-	-	-	-	-	-	-	-	-	-
MISSOURI	2/28/13	-	-	-	-	-	-	-	-	-	-	-	-	-	-	-	-	-	-	-	-
at Texas A&M	3/2/13	-	-	-	-	-	-	-	-	-	-	-	-	-	-	-	-	-	-	-	-
MISS STATE	3/6/13	-	-	-	-	-	-	-	-	-	-	-	-	-	-	-	-	-	-	-	-
at Vanderbilt	3/9/13	-	-	-	-	-	-	-	-	-	-	-	-	-	-	-	-	-	-	-	-

SEASON NOTES

Named the SEC Freshman of the Week on Nov. 12 after posting a double-double with 17 points and 15 rebounds in the season opener vs. Milwaukee (Nov. 11); also blocked a team high three shots ... Missed the Morgan State (Nov. 16), Rider (Nov. 19) and Elon (Nov. 21) contests due to a concussion ... Returned vs. Missouri State (Nov. 24), scoring 18 points, including a game-tying 3-pointer at the buzzer to send the contest to overtime, while also collecting five rebounds ... Was in foul trouble early vs. UALR (Nov. 25) ... Posted second double-double of the season with teams highs 11 points and 11 rebounds vs. St. John's (Nov. 29) ...

CAREER STATISTICS

Season	GP-GS	Min	Avg	FG	FGA	Pct	3FG	3FGA	Pct	FT	FTA	Pct	Off	Def	Tot	Avg	PF	FO	Ast	TO	Blk	Stl	Pts	Avg
2012-13	4-3	85	21.3	15	28	.536	1	1	1.000	17	19	.895	14	19	33	8.3	14	0	2	10	4	1	48	12.0



#14 - LAIMONAS CHATKEVICIUS

FRESHMAN | FORWARD | 6'11" | 255 | HS

KLAIPEDA, LITHUANIA/SOUTH KENT SCHOOL (CONN.)

CHATKEVICIUS' SEASON HIGHS

POINTS

3, vs. St. John's (Nov. 29, 2012)

FIELD GOALS

1, vs. St. John's (Nov. 29, 2012)

FIELD GOAL ATTEMPTS

2, vs. St. John's (Nov. 29, 2012)

3-POINT FIELD GOALS

-

3-POINT FIELD GOAL ATTEMPTS

-

FREE THROWS

1, vs. St. John's (Nov. 29, 2012)

FREE THROW ATTEMPTS

2, vs. St. John's (Nov. 29, 2012)

REBOUNDS

2, vs. St. John's (Nov. 29, 2012)

ASSISTS

1, vs. St. John's (Nov. 29, 2012)

BLOCKS

-

STEALS

-

MINUTES PLAYED

11, vs. St. John's (Nov. 29, 2012)

2012-13


Opponent	Date	GS	Min	FG-FGA	Pct	3FG-FGA	Pct	FT-FTA	Pct	Off	Def	Tot	Avg	PF	FO	A	TO	Blk	Stl	Pts	Avg	
MILWAUKEE	11/11/12	-	-	-	-	-	-	-	-	-	-	-	-	-	-	-	-	-	-	-	-	-
MORGAN STATE	11/16/12	-	-	-	-	-	-	-	-	-	-	-	-	-	-	-	-	-	-	-	-	-
RIDER	11/19/12	-	-	-	-	-	-	-	-	-	-	-	-	-	-	-	-	-	-	-	-	-
ELON	11/21/12	-	-	-	-	-	-	-	-	-	-	-	-	-	-	-	-	-	-	-	-	-
vs. Missouri State	11/24/12	-	-	-	-	-	-	-	-	-	-	-	-	-	-	-	-	-	-	-	-	-
vs. UALR	11/25/12	11	1-2	.500	0-0	.000	1-2	.500	1	1	2	2.0	1	0	1	0	0	0	3	3.0		
at St. John's	11/29/12																					
CLEMSON	12/2/12																					
JACKSONVILLE ST	12/7/12																					
APPALACHIAN ST	12/19/12																					
vs. Manhattan	12/22/12																					
PRESBYTERIAN	12/29/12																					
SC STATE	1/5/13																					
at Miss State	1/9/13																					
AUBURN	1/12/13																					
at LSU	1/16/13																					
VANDERBILT	1/19/13																					
at Missouri	1/22/13																					
ARKANSAS	1/26/13																					
at Florida	1/30/13																					
GEORGIA	2/2/13																					
at Kentucky	2/5/13																					
TENNESSEE	2/10/13																					
LSU	2/14/13																					
at Alabama	2/16/13																					
OLE MISS	2/20/13																					
at Georgia	2/23/13																					
MISSOURI	2/28/13																					
at Texas A&M	3/2/13																					
MISS STATE	3/6/13																					
at Vanderbilt	3/9/13																					

SEASON NOTES

Will miss the first six games of the 2012-13 season, as the NCAA has determined that he received impermissible benefits from his host family prior to enrolling at the University of South Carolina ... Saw first action of the season vs. St. John's (Nov. 29), scoring three points and collecting two rebounds ...

CAREER STATISTICS

Season	GP-GS	Min	Avg	FG	FGA	Pct	3FG	3FGA	Pct	FT	FTA	Pct	Off	Def	Tot	Avg	PF	FO	Ast	TO	Blk	Stl	Pts	Avg
2012-13	1-0	11	11.0	1	2	.500	0	0	.000	1	2	.500	1	1	2	2.0	1	0	1	0	0	0	3	3.0



#12 - AUSTIN CONSTABLE

FRESHMAN | GUARD | 6'0" | 175 | HS
WEST CHESTER, PA./HENDERSON

CONSTABLE'S SEASON HIGHS

POINTS
-

FIELD GOALS
-

FIELD GOAL ATTEMPTS
-

3-POINT FIELD GOALS
-

3-POINT FIELD GOAL ATTEMPTS
-

FREE THROWS
-

FREE THROW ATTEMPTS
-

REBOUNDS
-

ASSISTS
-

BLOCKS
-

STEALS
-

MINUTES PLAYED
1, vs. UALR (Nov. 25, 2012)

2012-13

Opponent	Date	GS	Min	FG-FGA	Pct	3FG-FGA	Pct	FT-FTA	Pct	Off	Def	Tot	Avg	PF	FO	A	TO	Blk	Stl	Pts	Avg	
MILWAUKEE	11/11/12	-	-	-	-	-	-	-	-	-	-	-	-	-	-	-	-	-	-	-	-	-
MORGAN STATE	11/16/12	-	-	-	-	-	-	-	-	-	-	-	-	-	-	-	-	-	-	-	-	-
RIDER	11/19/12	-	-	-	-	-	-	-	-	-	-	-	-	-	-	-	-	-	-	-	-	-
ELON	11/21/12	-	-	-	-	-	-	-	-	-	-	-	-	-	-	-	-	-	-	-	-	-
vs. Missouri State	11/24/12	-	-	-	-	-	-	-	-	-	-	-	-	-	-	-	-	-	-	-	-	-
vs. UALR	11/25/12	1	0-0	.000	0-0	.000	0-0	.000	0	0	0	0.0	0	0	0	0	0	0	0	0	0.0	0.0
at St. John's	11/29/12	-	-	-	-	-	-	-	-	-	-	-	-	-	-	-	-	-	-	-	-	-
CLEMSON	12/2/12	-	-	-	-	-	-	-	-	-	-	-	-	-	-	-	-	-	-	-	-	-
JACKSONVILLE ST	12/7/12	-	-	-	-	-	-	-	-	-	-	-	-	-	-	-	-	-	-	-	-	-
APPALACHIAN ST	12/19/12	-	-	-	-	-	-	-	-	-	-	-	-	-	-	-	-	-	-	-	-	-
vs. Manhattan	12/22/12	-	-	-	-	-	-	-	-	-	-	-	-	-	-	-	-	-	-	-	-	-
PRESBYTERIAN	12/29/12	-	-	-	-	-	-	-	-	-	-	-	-	-	-	-	-	-	-	-	-	-
SC STATE	1/5/13	-	-	-	-	-	-	-	-	-	-	-	-	-	-	-	-	-	-	-	-	-
at Miss State	1/9/13	-	-	-	-	-	-	-	-	-	-	-	-	-	-	-	-	-	-	-	-	-
AUBURN	1/12/13	-	-	-	-	-	-	-	-	-	-	-	-	-	-	-	-	-	-	-	-	-
at LSU	1/16/13	-	-	-	-	-	-	-	-	-	-	-	-	-	-	-	-	-	-	-	-	-
VANDERBILT	1/19/13	-	-	-	-	-	-	-	-	-	-	-	-	-	-	-	-	-	-	-	-	-
at Missouri	1/22/13	-	-	-	-	-	-	-	-	-	-	-	-	-	-	-	-	-	-	-	-	-
ARKANSAS	1/26/13	-	-	-	-	-	-	-	-	-	-	-	-	-	-	-	-	-	-	-	-	-
at Florida	1/30/13	-	-	-	-	-	-	-	-	-	-	-	-	-	-	-	-	-	-	-	-	-
GEORGIA	2/2/13	-	-	-	-	-	-	-	-	-	-	-	-	-	-	-	-	-	-	-	-	-
at Kentucky	2/5/13	-	-	-	-	-	-	-	-	-	-	-	-	-	-	-	-	-	-	-	-	-
TENNESSEE	2/10/13	-	-	-	-	-	-	-	-	-	-	-	-	-	-	-	-	-	-	-	-	-
LSU	2/14/13	-	-	-	-	-	-	-	-	-	-	-	-	-	-	-	-	-	-	-	-	-
at Alabama	2/16/13	-	-	-	-	-	-	-	-	-	-	-	-	-	-	-	-	-	-	-	-	-
OLE MISS	2/20/13	-	-	-	-	-	-	-	-	-	-	-	-	-	-	-	-	-	-	-	-	-
at Georgia	2/23/13	-	-	-	-	-	-	-	-	-	-	-	-	-	-	-	-	-	-	-	-	-
MISSOURI	2/28/13	-	-	-	-	-	-	-	-	-	-	-	-	-	-	-	-	-	-	-	-	-
at Texas A&M	3/2/13	-	-	-	-	-	-	-	-	-	-	-	-	-	-	-	-	-	-	-	-	-
MISS STATE	3/6/13	-	-	-	-	-	-	-	-	-	-	-	-	-	-	-	-	-	-	-	-	-
at Vanderbilt	3/9/13	-	-	-	-	-	-	-	-	-	-	-	-	-	-	-	-	-	-	-	-	-

SEASON NOTES

Saw time vs. UALR (Nov. 25) ...

CAREER STATISTICS

Season	GP-GS	Min	Avg	FG	FGA	Pct	3FG	3FGA	Pct	FT	FTA	Pct	Off	Def	Tot	Avg	PF	FO	Ast	TO	Blk	Stl	Pts	Avg
2012-13	1-0	1	1.0	0	0	.000	0	0	.000	0	0	.000	0	0	0	0.0	0	0	0	0	0	0	0	0.0



#25 - MINDAUGAS KACINAS

FRESHMAN | FORWARD | 6'7" | 210 | HS

KLAIPEDA, LITHUANIA/WORD OF LIFE FIRE TRADITIONAL SCHOOL

KACINAS' SEASON HIGHS

POINTS

18, vs. Rider (Nov. 19, 2012)

FIELD GOALS

8, vs. Rider (Nov. 19, 2012)

FIELD GOAL ATTEMPTS

11, vs. Rider (Nov. 19, 2012)

3-POINT FIELD GOALS

1, twice, last vs. UALR (Nov. 25, 2012)

3-POINT FIELD GOAL ATTEMPTS

3, vs. UALR (Nov. 25, 2012)

FREE THROWS

6, vs. Milwaukee (Nov. 11, 2012)

FREE THROW ATTEMPTS

8, vs. Milwaukee (Nov. 11, 2012)

REBOUNDS

13, vs. Milwaukee (Nov. 11, 2012)

ASSISTS

3, vs. Milwaukee (Nov. 11, 2012)

BLOCKS

2, twice, last vs. UALR (Nov. 25, 2012)

STEALS

2, vs. UALR (Nov. 25, 2012)

MINUTES PLAYED

32, vs. Rider (Nov. 19, 2012)

2012-13

Opponent	Date	GS	Min	FG-FGA	Pct	3FG-FGA	Pct	FT-FTA	Pct	Off	Def	Tot	Avg	PF	FO	A	TO	Blk	Stl	Pts	Avg
MILWAUKEE	11/11/12	31	1-3	.333	0-1	1.000	6-8	.750	6	7	13	13.0	2	0	3	1	1	1	8	8.0	
MORGAN STATE	11/16/12	21	0-1	.250	0-0	.000	2-2	.800	3	0	3	8.0	3	0	0	3	0	1	2	5.0	
RIDER	11/19/12	32	8-11	.600	1-1	.500	1-2	.750	3	2	5	7.0	2	0	0	3	0	1	18	9.3	
ELON	11/21/12	26	1-2	.588	0-0	.500	1-2	.714	2	3	5	6.5	0	0	1	4	0	0	3	7.8	
vs. Missouri State	11/24/12	28	1-3	.550	0-1	.333	2-3	.706	0	5	5	6.2	2	0	1	5	2	0	4	7.0	
vs. UALR	11/25/12	27	5-7	.593	1-3	.333	2-3	.700	3	2	5	6.0	3	0	1	3	2	2	13	8.0	
at St. John's	11/29/12	24	4-7	.588	0-0	.333	1-4	.625	3	3	6	6.0	1	0	1	0	0	0	9	8.1	
CLEMSON	12/2/12																				
JACKSONVILLE ST	12/7/12																				
APPALACHIAN ST	12/19/12																				
vs. Manhattan	12/22/12																				
PRESBYTERIAN	12/29/12																				
SC STATE	1/5/13																				
at Miss State	1/9/13																				
AUBURN	1/12/13																				
at LSU	1/16/13																				
VANDERBILT	1/19/13																				
at Missouri	1/22/13																				
ARKANSAS	1/26/13																				
at Florida	1/30/13																				
GEORGIA	2/2/13																				
at Kentucky	2/5/13																				
TENNESSEE	2/10/13																				
LSU	2/14/13																				
at Alabama	2/16/13																				
OLE MISS	2/20/13																				
at Georgia	2/23/13																				
MISSOURI	2/28/13																				
at Texas A&M	3/2/13																				
MISS STATE	3/6/13																				
at Vanderbilt	3/9/13																				

SEASON NOTES

Collected 13 rebounds, including six on the offensive glass, and tied the contest with 18 seconds remaining in regulation on two free throws to send the game to overtime in season opener win vs. Milwaukee (Nov. 11) ... Scored two points and collected three rebounds vs. Morgan State (Nov. 16) ... Posted 18 points on eight made baskets vs. Rider (Nov. 19), playing in a season high 32 minutes ... Collected five rebounds vs. Elon (Nov. 21) ... Earned first-career start vs. Missouri State (Nov. 24), scoring four points and posting two blocks ... Scored 13 points vs. UALR (Nov. 25), while blocking two shots and collecting two steals ... Posted nine points and six rebounds off the bench vs. St. John's (Nov. 29) ...

CAREER STATISTICS

Season	GP-GS	Min	Avg	FG	FGA	Pct	3FG	3FGA	Pct	FT	FTA	Pct	Off	Def	Tot	Avg	PF	FO	Ast	TO	Blk	Stl	Pts	Avg
2012-13	7-1	189	27.0	20	34	.588	2	6	.333	15	24	.625	20	22	42	6.0	13	0	7	19	5	5	57	8.1



#35 - BRIAN STEELE

FRESHMAN | FORWARD | 6'5" | 196 | HS
GREENVILLE, S.C./WADE HAMPTON SCHOOL

STEELE'S SEASON HIGHS

POINTS
-
FIELD GOALS
-
FIELD GOAL ATTEMPTS
-
3-POINT FIELD GOALS
-
3-POINT FIELD GOAL ATTEMPTS
-
FREE THROWS
-
FREE THROW ATTEMPTS
-
REBOUNDS
-
ASSISTS
-
BLOCKS
-
STEALS
-
MINUTES PLAYED
-

2012-13

Opponent	Date	GS	Min	FG-FGA	Pct	3FG-FGA	Pct	FT-FTA	Pct	Off	Def	Tot	Avg	PF	FO	A	TO	Blk	Stl	Pts	Avg	
MILWAUKEE	11/11/12	-	-	-	-	-	-	-DNP - suspended	-	-	-	-	-	-	-	-	-	-	-	-	-	-
MORGAN STATE	11/16/12	-	-	-	-	-	-	-DNP - suspended	-	-	-	-	-	-	-	-	-	-	-	-	-	-
RIDER	11/19/12	-	-	-	-	-	-	-DNP - suspended	-	-	-	-	-	-	-	-	-	-	-	-	-	-
ELON	11/21/12	-	-	-	-	-	-	-DNP - suspended	-	-	-	-	-	-	-	-	-	-	-	-	-	-
vs. Missouri State	11/24/12	-	-	-	-	-	-	-DNP - suspended	-	-	-	-	-	-	-	-	-	-	-	-	-	-
vs. UALR	11/25/12	-	-	-	-	-	-	-DNP - suspended	-	-	-	-	-	-	-	-	-	-	-	-	-	-
at St. John's	11/29/12	-	-	-	-	-	-	-DNP - suspended	-	-	-	-	-	-	-	-	-	-	-	-	-	-
CLEMSON	12/2/12	-	-	-	-	-	-	-	-	-	-	-	-	-	-	-	-	-	-	-	-	-
JACKSONVILLE ST	12/7/12	-	-	-	-	-	-	-	-	-	-	-	-	-	-	-	-	-	-	-	-	-
APPALACHIAN ST	12/19/12	-	-	-	-	-	-	-	-	-	-	-	-	-	-	-	-	-	-	-	-	-
vs. Manhattan	12/22/12	-	-	-	-	-	-	-	-	-	-	-	-	-	-	-	-	-	-	-	-	-
PRESBYTERIAN	12/29/12	-	-	-	-	-	-	-	-	-	-	-	-	-	-	-	-	-	-	-	-	-
SC STATE	1/5/13	-	-	-	-	-	-	-	-	-	-	-	-	-	-	-	-	-	-	-	-	-
at Miss State	1/9/13	-	-	-	-	-	-	-	-	-	-	-	-	-	-	-	-	-	-	-	-	-
AUBURN	1/12/13	-	-	-	-	-	-	-	-	-	-	-	-	-	-	-	-	-	-	-	-	-
at LSU	1/16/13	-	-	-	-	-	-	-	-	-	-	-	-	-	-	-	-	-	-	-	-	-
VANDERBILT	1/19/13	-	-	-	-	-	-	-	-	-	-	-	-	-	-	-	-	-	-	-	-	-
at Missouri	1/22/13	-	-	-	-	-	-	-	-	-	-	-	-	-	-	-	-	-	-	-	-	-
ARKANSAS	1/26/13	-	-	-	-	-	-	-	-	-	-	-	-	-	-	-	-	-	-	-	-	-
at Florida	1/30/13	-	-	-	-	-	-	-	-	-	-	-	-	-	-	-	-	-	-	-	-	-
GEORGIA	2/2/13	-	-	-	-	-	-	-	-	-	-	-	-	-	-	-	-	-	-	-	-	-
at Kentucky	2/5/13	-	-	-	-	-	-	-	-	-	-	-	-	-	-	-	-	-	-	-	-	-
TENNESSEE	2/10/13	-	-	-	-	-	-	-	-	-	-	-	-	-	-	-	-	-	-	-	-	-
LSU	2/14/13	-	-	-	-	-	-	-	-	-	-	-	-	-	-	-	-	-	-	-	-	-
at Alabama	2/16/13	-	-	-	-	-	-	-	-	-	-	-	-	-	-	-	-	-	-	-	-	-
OLE MISS	2/20/13	-	-	-	-	-	-	-	-	-	-	-	-	-	-	-	-	-	-	-	-	-
at Georgia	2/23/13	-	-	-	-	-	-	-	-	-	-	-	-	-	-	-	-	-	-	-	-	-
MISSOURI	2/28/13	-	-	-	-	-	-	-	-	-	-	-	-	-	-	-	-	-	-	-	-	-
at Texas A&M	3/2/13	-	-	-	-	-	-	-	-	-	-	-	-	-	-	-	-	-	-	-	-	-
MISS STATE	3/6/13	-	-	-	-	-	-	-	-	-	-	-	-	-	-	-	-	-	-	-	-	-
at Vanderbilt	3/9/13	-	-	-	-	-	-	-	-	-	-	-	-	-	-	-	-	-	-	-	-	-

SEASON NOTES

Suspended per athletic department policy.

CAREER STATISTICS

Season	GP-GS	Min	Avg	FG	FGA	Pct	3FG	3FGA	Pct	FT	FTA	Pct	Off	Def	Tot	Avg	PF	FO	Ast	TO	Blk	Stl	Pts	Avg
2012-13																								

THE LAST TIME...

AN INDIVIDUAL PLAYER...

Scored 20 or more points:	South Carolina: LaShay Page (22) vs. Missouri State, Nov. 24, 2012 in Puerto Vallarta, Mexico Opponent: D'Angelo Harrison, 26, St. John's, Nov. 29, 2012 in Queens, N.Y.
Scored 30 or more points:	South Carolina: Bruce Ellington, 31, at Furman, Dec. 22, 2010 in Greenville, S.C. Opponent: Deshaun Thomas, 30, Ohio State, Dec. 17, 2011 in Columbia, S.C.
Scored 35 or more points:	South Carolina: Devan Downey, 36 at Florida, Jan. 23, 2010 in Gainesville, Fla. Opponent: Joe Crawford (Kentucky), 35, March 5, 2008 in Columbia
Scored 40 or more points:	South Carolina: N/A thru 1992-93 season Opponent: Austin Carr (Notre Dame), 43, Dec. 30, 1969 in New Orleans, La.
Collected 20 or more rebounds:	South Carolina: Emmett Hall, 23 vs. College of Charleston, Dec. 22, 1993 in Columbia Opponent: Ekpe Udoh (Baylor), 20, Jan. 2, 2010 in Columbia
Collected 15 or more rebounds:	South Carolina: Lakeem Jackson, 15, vs. UALR, Nov. 25, 2012 in Puerto Vallarta, Mexico Opponent: Jared Sullinger (Ohio State), 19, Dec. 18, 2010 in Columbus, Ohio
Made 12 or more field goals:	South Carolina: Devan Downey, 12 vs. Georgia, Jan. 30, 2010 in Columbia Opponent: Deshaun Thomas, 13, Ohio State, Dec. 17, 2011 in Columbia, S.C.
Made 10 or more field goals:	South Carolina: Bruce Ellington, 11 vs. Furman, Dec. 22, 2010 in Greenville, S.C. Opponent: Deshaun Thomas, 13, Ohio State, Dec. 17, 2011 in Columbia, S.C.
Attempted 20 or more field goals:	South Carolina: Bruce Ellington (20) vs. Tennessee, Feb 25, 2012, in Columbia, S.C. Opponent: Zach Graham (20), Ole Miss, Feb. 22, 2011 in Columbia
Attempted 25 or more field goals:	South Carolina: Devan Downey, 25, at Kentucky, Feb. 25, 2010 in Lexington, Ky. Opponent: Kemmy Burgess (Alaska-Anchorage), 26, Nov. 24, 2005 in Anchorage, AK
Dished 10 or more assists:	South Carolina: Devan Downey, 11, vs. LSU, March 13, 2008 in Atlanta, Ga. Opponent: 11, Dee Bost, Mississippi State, Feb. 29, 2012 in Columbia, S.C.
Swiped 5 or more steals:	South Carolina: Brenton Williams, 5, vs. Western Carolina, Nov. 11, 2011 in Columbia Opponent: 5, DeWayne Jackson, Morgan State, Nov. 16, 2012 in Columbia, S.C.
Blocked 5 or more shots:	South Carolina: Damontre Harris, 5, vs. Georgia, Feb. 15, 2012 in Columbia, S.C. Opponent: Festus Ezeli (5), Vanderbilt, Feb. 22, 2012, in Nashville, Tenn.
Made 5 or more 3-point field goals:	South Carolina: Brenton Williams (5) vs. Rider, Nov. 19, 2012 in Columbia, S.C. Opponent: Jordan Aaron (7), Milwaukee, Nov. 11, 2012 in Columbia, S.C.
Attempted 8 or more 3-point field goals:	South Carolina: Brenton Williams (8) vs. Rider, Nov. 19, 2012 in Columbia, S.C. Opponent: Jordan Aaron (14), Milwaukee, Nov. 11, 2012 in Columbia, S.C.
Made 10 or more free throws:	South Carolina: Malik Cooke, 10, vs. Miss Valley State, Nov. 22, 2011 in Columbia, S.C. Opponent: Gerard Coleman (10), Providence, Dec. 1, 2011 in Columbia, S.C.
Attempted 15 or more free throws:	South Carolina: Mike Boynton (19) vs. Arkansas, March 11, 2004 in Atlanta, Ga. Opponent: Amu Saaka (Furman), 14, Dec. 22, 2010 in Greenville, S.C.
Played all 40 minutes of regulation:	South Carolina: Devan Downey, 40, vs. Tennessee, March 14, 2008 in Atlanta, Ga. Opponent: Brad Loesing & Kevin Giltner, Wofford, Dec. 28, 2011 in Columbia, S.C.
A player hit a last-second shot to win a game:	South Carolina: Bruce Ellington vs. Alabama (Jan. 25, 2012) in Columbia, S.C. Opponent: Brian Bryant, Mississippi State, Feb. 29, 2012 in Columbia, S.C.
A player had a double-double:	South Carolina: Michael Carrera (11 points, 11 rebounds) vs. St. John's, Nov. 29, 2012 in Queens, N.Y. Opponent: Amir Garrett (15 points, 11 rebounds) St. John's, Nov. 29, 2012 in Queens, N.Y.
Two or more players had a double-double:	South Carolina: Dominique Archie (12 points, 10 rebounds) & Mike Holmes (14 points, 13 rebounds) vs. Winthrop, Nov. 16, 2008 in Columbia Opponent: Renardo Sidney (12 points, 14 rebounds), Arnett Moultrie (15 points, 12 rebounds), Mississippi State, Feb. 29, 2012 in Columbia, S.C.
A player had a triple-double:	South Carolina: Sam Muldrow (16 points, 14 rebounds, 10 blocks) vs. Vanderbilt, Jan. 8, 2011 in Columbia *** Only second triple-double in South Carolina history (Chuck Eidson (25 points, 10 rebounds, 10 assists, vs. SC State, Nov. 29, 2002 in Columbia) Opponent: Daniel Hackett (Southern California - 22 points, 10 rebounds, 10 assists), Nov. 17, 2007 in Columbia
Scored 30 or more points in back-to-back games:	South Carolina: Devan Downey, 30 vs. Kentucky (Jan. 26, 2010) in Columbia 33 vs. Georgia (Jan. 30, 2010) in Columbia
Scored 25 or more points in back-to-back games:	South Carolina: Devan Downey, 33 vs. Georgia (Jan. 30, 2010) in Columbia 26 at Tennessee (Feb. 6, 2010) in Knoxville, Tenn.

A TEAM...

Scored 100 or more points:	South Carolina: 103 vs. The Citadel (Nov. 12, 2007) in Columbia Opponent: 107, Vanderbilt (Feb. 17, 1996) in Nashville, Tenn.
Scored 50 points or less:	South Carolina: 48 at Vanderbilt, Feb. 22, 2012, in Nashville, Tenn. Opponent: 45, Wofford, Dec. 28, 2011 in Columbia, S.C.
Scored 50 points in a half:	South Carolina: 51 (2nd half; Nov. 12, 2010) vs. Elon in Columbia Opponent: 51 (2nd half; Nov. 29, 2012) St. John's in Queens, N.Y.
Failed to score 25 points in a half:	South Carolina: 23 (1st half) vs. Elon, Nov. 21, 2012 in Columbia, S.C. Opponent: 22 (1st half), UALR, Nov. 25, 2012 in Puerto Vallarta, Mexico

Collected 50 or more rebounds:	South Carolina: 53 vs. WKU, Nov. 27, 2010 in Bowling Green, Ky. Opponent: 52, WKU, Nov. 27, 2010 in Bowling Green, Ky.
Shot 60% or better from the field:	South Carolina: 60.8% (31-51) at Western Carolina (Nov. 18, 2005) in Cullowhee, N.C. Opponent: 61.1% (33-54), Vanderbilt (Jan. 16, 2010) in Columbia
Shot 50% or better from the field:	South Carolina: 56.0 (28-50) vs. UALR, Nov. 25, 2012, in Puerto Vallarta, Mexico Opponent: 56.9 (33-58) St. John's, Nov. 29, 2012 in Queens, N.Y.
Shot less than 30% from the field:	South Carolina: 29.9% (20-67) vs. Ole Miss, March 10, 2011 in Atlanta, Ga. Opponent: 25.9% (15-58), USC Upstate (Nov. 23, 2010) in Columbia
Shot 50% or better from 3-point range (at least 10 attempts):	South Carolina: 55.0% (11-20) vs. Wofford, Dec. 28, 2011 Opponent 50.0% (7-14) St. John's, Nov. 29, 2012 in Queens, N.Y.
Shot 20% or less from 3-point range (at least 10 attempts):	South Carolina: 0.0% (0-11), vs. Milwaukee, Nov. 11, 2012 in Columbia, S.C. Opponent: 15.4% (2-13) Morgan State, Nov. 16, 2012 in Columbia, S.C.
Dished 20 or more assists:	South Carolina: 22, vs. Rider, Nov. 19, 2012 in Columbia, S.C. Opponent: 22, vs. North Carolina, Nov. 25, 2011 in Las Vegas, Nevada
Made 35 or more shots:	South Carolina: 35 vs. Elon (Nov. 19, 2010) in Columbia Opponent: 35, Tennessee (March 5, 2009) in Columbia
Attempted 80 or more shots:	South Carolina: 83 vs. WKU (Nov. 27, 2010) in Bowling Green, Ky. Opponent: 83, LSU (Feb. 10, 1996) in Columbia
Attempted 70 or more shots:	South Carolina: 72, vs. Providence, Dec. 1, 2011 in Columbia Opponent: 79, WKU (Nov. 27, 2010) in Bowling Green, Ky.
Made 10 or more 3-pointers:	South Carolina: 13 vs. Rider, Nov. 19, 2012 in Columbia, S.C. Opponent: 14, Milwaukee, Nov. 11, 2012 in Columbia, S.C.
Did not make a 3-pointer:	South Carolina: 0, vs. Milwaukee, Nov. 11, 2012 in Columbia, S.C. Opponent: 0, Alabama (Jan. 12, 2011) in Tuscaloosa, Ala.
Attempted 30 or more 3-pointers:	South Carolina: 31 vs. Alabama, Jan. 25, 2012 in Columbia, S.C. Opponent: 33, Milwaukee, Nov. 11, 2012 in Columbia, S.C.
Attempted 25 or more 3-pointers:	South Carolina: 27 vs. Rider, Nov. 19, 2012 in Columbia, S.C. Opponent: 33, Milwaukee, Nov. 11, 2012 in Columbia, S.C.
Made 30 or more free throws:	South Carolina: 32 vs. Vanderbilt (Jan. 28, 2009) in Columbia Opponent: 31, Florida (Feb. 3, 2009) in Gainesville, Fla.
Attempted 40 or more free throws:	South Carolina: 44 vs. Georgia Southern (Nov. 16, 2009) in Columbia Opponent: 40, Florida (Feb. 3, 2009) in Gainesville, Fla.
Swiped 15 or more steals:	South Carolina: 15 vs. Vanderbilt (Jan. 16, 2010) in Columbia Opponent: 17, Indiana (Nov. 8, 1998) in Indianapolis, Ind.
Blocked 12 or more shots:	South Carolina: 12, vs. Vanderbilt, Jan. 8, 2011 in Columbia Opponent: 13, Syracuse (Jan. 21, 1999) in Syracuse, N.Y.
Blocked 8 or more shots:	South Carolina: 8, vs. Georgia, Feb. 15, 2012 in Columbia, S.C. Opponent: 9, St. John's, Nov. 29, 2012 in Queens, N.Y.
Won by 30 or more points:	South Carolina: 35 vs. SC State (91-56), Jan. 4, 2011 in Columbia Opponent: 34, 86-52, Kentucky, Feb. 4, 2012, in Columbia, S.C.
Won by 20 or more points:	South Carolina: 28 vs. SC State, Jan. 3, 2012 in Columbia, S.C. Opponent: 24, St. John's, Nov. 29, 2012 in Queens, N.Y..
Played a single overtime game:	Win: 74-67, vs. Missouri State, Nov. 24, 2012 in Puerto Vallarta, Mexico Loss: 69-67, vs. Mississippi State, Feb. 29, 2012 in Columbia, S.C.
Played a double overtime game:	Win: 87-85 vs. WKU (Nov. 27, 2010) in Bowling Green, Ky. Loss: 98-88 vs. Louisville (Feb. 20, 1988) in Columbia
South Carolina played a No. 1 Team in the country:	Win: 68-62 vs. Kentucky (Jan. 26, 2010) in Columbia Loss: 86-52 loss vs. No. 1/1 Kentucky, Feb. 4, 2012, in Columbia, S.C.
South Carolina played a top-5 opponent:	Win: 68-62 vs. No. 1/1 Kentucky (Jan. 26, 2010) in Columbia Loss: 86-52 loss vs. No. 1/1 Kentucky, Feb. 4, 2012, in Columbia, S.C.
South Carolina played a top-10 opponent:	Win: 68-62 vs. No. 1/1 Kentucky (Jan. 26, 2010) in Columbia Loss: 86-52 loss vs. No. 1/1 Kentucky, Feb. 4, 2012, in Columbia, S.C.
South Carolina played a top-25 opponent:	Win: 83-75 (OT) win over No. 22/24 Vanderbilt, Jan. 8, 2011 in Columbia Loss: 86-52 loss vs. No. 1/1 Kentucky, Feb. 4, 2012, in Columbia, S.C.
South Carolina defeated a ranked opponent:	Home: 83-75 vs. No. 22/24 Vanderbilt (Jan. 8, 2011) in Columbia <u>Away: 77-73 at No. 13/19 Vanderbilt (March 6, 2010) in Nashville, Tenn.</u> SEC Home: 83-75 vs. No. 22/24 Vanderbilt (Jan. 8, 2011) in Columbia SEC Away: 77-73 at No. 13/19 Vanderbilt (March 6, 2010) in Nashville, Tenn. Non-conference away: 85-84 at No. 19/20 Baylor (Jan. 2, 2009) in Waco, Texas
A South Carolina win opened up the season:	Home: 82-75 (OT), vs. Milwaukee, Nov. 11, 2012, in Columbia, S.C. Away: 81-63 win at Western Carolina (Nov. 12, 2005) in Cullowhee, N.C. Neutral: 74-61 win vs. Chaminade (Nov. 19, 2001) in Maui, Hawaii (Maui Invite)
South Carolina opened up SEC play:	Home: 83-75 win vs. No. 22/24 Vanderbilt (Jan. 8, 2011) in Columbia Away: 79-64 loss vs. No. 2/2 Kentucky (Jan. 7, 2012) in Lexington, Ky.



2012-13
 South Carolina Combined Team Statistics (as of Nov 30, 2012)
 All games

RECORD:	OVERALL	HOME	AWAY	NEUTRAL
ALL GAMES	5-2	3-1	0-1	2-0
CONFERENCE	0-0	0-0	0-0	0-0
NON-CONFERENCE	5-2	3-1	0-1	2-0

##	Player	gp-gs	min	avg	Total		3-Point		F-Throw		Rebounds				pf	dq	a	to	blk	stl	pts	avg
					fg-fga	fg%	3fg-fga	3fg%	ft-fga	ft%	off	def	tot	avg								
0	PAGE, LaShay	7-7	185	26.4	30-78	.385	13-40	.325	22-26	.846	2	23	25	3.6	13	0	7	12	1	3	95	13.6
01	WILLIAMS, Brenton	7-3	150	21.4	29-53	.547	10-22	.455	23-26	.885	2	14	16	2.3	12	0	10	16	2	5	91	13.0
24	CARRERA, Michael	4-3	85	21.3	15-28	.536	1-1	1.000	17-19	.895	14	19	33	8.3	14	0	2	10	4	1	48	12.0
30	JACKSON, Lakeem	7-7	232	33.1	34-53	.642	0-0	.000	5-15	.333	21	35	56	8.0	16	0	16	19	5	6	73	10.4
25	KACINAS, Mindaugas	7-1	189	27.0	20-34	.588	2-6	.333	15-24	.625	20	22	42	6.0	13	0	7	19	5	5	57	8.1
02	RICHARDSON, Brian	7-0	167	23.9	18-43	.419	10-24	.417	7-7	1.000	6	15	21	3.0	18	0	16	13	4	2	53	7.6
05	SMITH, Eric	7-7	193	27.6	15-45	.333	4-15	.267	15-21	.714	3	10	13	1.9	14	0	21	21	1	6	49	7.0
23	ELLINGTON, Bruce	1-0	29	29.0	3-10	.300	0-4	.000	1-2	.500	1	0	1	1.0	1	0	0	2	0	0	7	7.0
33	SLAWSON, RJ	7-7	136	19.4	10-25	.400	0-4	.000	9-12	.750	17	15	32	4.6	25	2	7	11	4	5	29	4.1
14	CHATKEVICIUS, L.	1-0	11	11.0	1-2	.500	0-0	.000	1-2	.500	1	1	2	2.0	1	0	1	0	0	0	3	3.0
32	LEONARD, Damien	7-0	64	9.1	7-18	.389	4-13	.308	0-0	.000	2	4	6	0.9	6	0	2	10	1	2	18	2.6
55	PHILLIPS, Shane	4-0	8	2.0	0-1	.000	0-1	.000	0-0	.000	0	0	0	0.0	0	0	1	0	0	0	0	0.0
12	CONSTABLE, Austin	1-0	1	1.0	0-0	.000	0-0	.000	0-0	.000	0	0	0	0.0	0	0	0	0	0	0	0	0.0
Team											13	12	25				2					
Total.....		7	1450		182-390	.467	44-130	.338	115-154	.747	102	170	272	38.9	133	2	90	135	27	35	523	74.7
Opponents.....		7	1450		186-404	.460	47-124	.379	86-146	.589	76	117	193	27.6	136	-	96	98	27	68	505	72.1

TEAM STATISTICS	SC	OPP	Date	Opponent	Score	Att.
SCORING	523	505	& 11/11/12	UW-MILWAUKEE	Wot 82-75	7335
Points per game	74.7	72.1		11/16/12	MORGAN STATE	w 87-71
Scoring margin	+2.6	-	& 11/19/12	RIDER	w 88-76	7157
FIELD GOALS-ATT	182-390	186-404		11/21/12	ELON	L 53-65
Field goal pct	.467	.460	^ 11/24/12	vs Missouri State	Wot 74-67	303
3 POINT FG-ATT	44-130	47-124	^ 11/25/12	vs UALR	w 74-62	276
3-point FG pct	.338	.379	% 11/29/12	at St. John's	L 65-89	4902
3-pt FG made per game	6.3	6.7	* = Conference game			
FREE THROWS-ATT	115-154	86-146	& = Hoops For Hope Classic (Columbia, S.C.)			
Free throw pct	.747	.589	^ = Hoops For Hope Classic (Puerto Vallarta, Mexico)			
F-Throws made per game	16.4	12.3	% = SEC/BIG EAST Challenge (Queens, N.Y.)			
REBOUNDS	272	193				
Rebounds per game	38.9	27.6				
Rebounding margin	+11.3	-				
ASSISTS	90	96				
Assists per game	12.9	13.7				
TURNOVERS	135	98				
Turnovers per game	19.3	14.0				
Turnover margin	-5.3	-				
Assist/turnover ratio	0.7	1.0				
STEALS	35	68				
Steals per game	5.0	9.7				
BLOCKS	27	27				
Blocks per game	3.9	3.9				
ATTENDANCE	29265	5481				
Home games-Avg/Game	4-7316	1-4902				
Neutral site-Avg/Game	-	2-290				

Score by Periods	1st	2nd	OT	Totals
South Carolina	228	263	32	523
Opponents	240	247	18	505



2012-13
South Carolina Team Game-by-Game Comparison (as of Nov 30, 2012)
All games

Opponent	1st	2nd	Score	Mar	Total FG	FG Pct	3-Pointers	3FG Pct	Free Throws	FT Pct	Rebounds	Assist	T/Over	Block	Steal	Fouls
UW-MILWAUKEE	23/38	43/28	82-75	+7	28-63/26-67	.444/.388	0-11/14-33	.000/.424	26-31/9-19	.839/.474	45/33 +12	11/17	17/15	7/3	5/7	16/24
MORGAN STATE	45/41	42/30	87-71	+16	30-57/28-53	.526/.528	6-16/2-13	.375/.154	21-26/13-20	.808/.650	35/22 +13	10/13	20/20	2/4	5/11	20/20
RIDER	44/37	44/39	88-76	+12	32-60/27-53	.533/.509	13-27/6-14	.481/.429	11-14/16-21	.786/.762	33/23 +10	22/13	18/17	2/2	5/9	20/13
ELON	23/31	30/34	53-65	(12)	18-56/26-57	.321/.456	6-19/8-15	.316/.533	11-17/5-11	.647/.455	43/30 +13	10/13	22/14	5/6	7/12	16/19
Missouri State	28/33	30/25	74-67	+7	22-39/23-59	.564/.390	8-18/5-19	.444/.263	22-28/16-28	.786/.571	33/29 +4	13/7	25/13	5/0	2/10	24/24
UALR	39/22	35/40	74-62	+12	28-50/23-57	.560/.404	6-16/5-16	.375/.313	12-17/11-23	.706/.478	40/25 +15	14/14	21/12	5/3	9/11	20/18
St. John's	26/38	39/51	65-89	(24)	24-65/33-58	.369/.569	5-23/7-14	.217/.500	12-21/16-24	.571/.667	43/31 +12	10/19	12/7	1/9	2/8	17/18

Note: Game totals are displayed in the format TEAM/OPPONENT for each category



2012-13
South Carolina Team High/Low Analysis (as of Nov 30, 2012)
All games

South Carolina - TEAM GAME HIGHS

POINTS	88	RIDER (11/19/12)
	87	MORGAN STATE (11/16/12)
	82	UW-MILWAUKEE (11/11/12)
	74	vs UALR (11/25/12)
	74	vs Missouri State (11/24/12)
FIELD GOALS MADE	32	RIDER (11/19/12)
	30	MORGAN STATE (11/16/12)
FIELD GOAL ATTEMPTS	65	at St. John's (11/29/12)
	63	UW-MILWAUKEE (11/11/12)
FIELD GOAL PERCENTAGE	.564 (22-39)	vs Missouri State (11/24/12)
	.560 (28-50)	vs UALR (11/25/12)
3 PT FIELD GOALS MADE	13	RIDER (11/19/12)
	8	vs Missouri State (11/24/12)
3 PT FG ATTEMPTS	27	RIDER (11/19/12)
	23	at St. John's (11/29/12)
3 PT FG PERCENTAGE	.481 (13-27)	RIDER (11/19/12)
	.444 (8-18)	vs Missouri State (11/24/12)
FREE THROWS MADE	26	UW-MILWAUKEE (11/11/12)
	22	vs Missouri State (11/24/12)
FREE THROW ATTEMPTS	31	UW-MILWAUKEE (11/11/12)
	28	vs Missouri State (11/24/12)
FREE THROW PERCENTAGE	.839 (26-31)	UW-MILWAUKEE (11/11/12)
	.808 (21-26)	MORGAN STATE (11/16/12)
REBOUNDS	45	UW-MILWAUKEE (11/11/12)
	43	at St. John's (11/29/12)
	43	ELON (11/21/12)
ASSISTS	22	RIDER (11/19/12)
	14	vs UALR (11/25/12)
STEALS	9	vs UALR (11/25/12)
	7	ELON (11/21/12)
BLOCKED SHOTS	7	UW-MILWAUKEE (11/11/12)
	5	vs UALR (11/25/12)
	5	vs Missouri State (11/24/12)
	5	ELON (11/21/12)
TURNOVERS	25	vs Missouri State (11/24/12)
	22	ELON (11/21/12)
FOULS	24	vs Missouri State (11/24/12)
	20	vs UALR (11/25/12)
	20	RIDER (11/19/12)
	20	MORGAN STATE (11/16/12)



2012-13
South Carolina High/Low Analysis (as of Nov 30, 2012)
All games

Opponent - GAME HIGHS

POINTS	89	at St. John's (11/29/12)
	76	RIDER (11/19/12)
	75	UW-MILWAUKEE (11/11/12)
	71	MORGAN STATE (11/16/12)
	67	vs Missouri State (11/24/12)
FIELD GOALS MADE	33	at St. John's (11/29/12)
	28	MORGAN STATE (11/16/12)
FIELD GOAL ATTEMPTS	67	UW-MILWAUKEE (11/11/12)
	59	vs Missouri State (11/24/12)
FIELD GOAL PERCENTAGE	.569 (33-58)	at St. John's (11/29/12)
	.528 (28-53)	MORGAN STATE (11/16/12)
3 PT FIELD GOALS MADE	14	UW-MILWAUKEE (11/11/12)
	8	ELON (11/21/12)
3 PT FG ATTEMPTS	33	UW-MILWAUKEE (11/11/12)
	19	vs Missouri State (11/24/12)
3 PT FG PERCENTAGE	.533 (8-15)	ELON (11/21/12)
	.500 (7-14)	at St. John's (11/29/12)
FREE THROWS MADE	16	at St. John's (11/29/12)
	16	vs Missouri State (11/24/12)
	16	RIDER (11/19/12)
FREE THROW ATTEMPTS	28	vs Missouri State (11/24/12)
	24	at St. John's (11/29/12)
FREE THROW PERCENTAGE	.762 (16-21)	RIDER (11/19/12)
	.667 (16-24)	at St. John's (11/29/12)
REBOUNDS	33	UW-MILWAUKEE (11/11/12)
	31	at St. John's (11/29/12)
ASSISTS	19	at St. John's (11/29/12)
	17	UW-MILWAUKEE (11/11/12)
STEALS	12	ELON (11/21/12)
	11	vs UALR (11/25/12)
	11	MORGAN STATE (11/16/12)
BLOCKED SHOTS	9	at St. John's (11/29/12)
	6	ELON (11/21/12)
TURNOVERS	20	MORGAN STATE (11/16/12)
	17	RIDER (11/19/12)
FOULS	24	vs Missouri State (11/24/12)
	24	UW-MILWAUKEE (11/11/12)



2012-13
South Carolina High/Low Analysis (as of Nov 30, 2012)
All games

South Carolina - GAME LOWS

POINTS	53	ELON (11/21/12)
	65	at St. John's (11/29/12)
	74	vs Missouri State (11/24/12)
	74	vs UALR (11/25/12)
	82	UW-MILWAUKEE (11/11/12)
FIELD GOALS MADE	18	ELON (11/21/12)
	22	vs Missouri State (11/24/12)
FIELD GOAL ATTEMPTS	39	vs Missouri State (11/24/12)
	50	vs UALR (11/25/12)
FIELD GOAL PERCENTAGE	.321 (18-56)	ELON (11/21/12)
	.369 (24-65)	at St. John's (11/29/12)
3 PT FIELD GOALS MADE	0	UW-MILWAUKEE (11/11/12)
	5	at St. John's (11/29/12)
3 PT FG ATTEMPTS	11	UW-MILWAUKEE (11/11/12)
	16	MORGAN STATE (11/16/12)
	16	vs UALR (11/25/12)
3 PT FG PERCENTAGE	.000 (0-11)	UW-MILWAUKEE (11/11/12)
	.217 (5-23)	at St. John's (11/29/12)
FREE THROWS MADE	11	RIDER (11/19/12)
	11	ELON (11/21/12)
FREE THROW ATTEMPTS	14	RIDER (11/19/12)
	17	ELON (11/21/12)
	17	vs UALR (11/25/12)
FREE THROW PERCENTAGE	.571 (12-21)	at St. John's (11/29/12)
	.647 (11-17)	ELON (11/21/12)
REBOUNDS	33	RIDER (11/19/12)
	33	vs Missouri State (11/24/12)
ASSISTS	10	MORGAN STATE (11/16/12)
	10	ELON (11/21/12)
	10	at St. John's (11/29/12)
STEALS	2	vs Missouri State (11/24/12)
	2	at St. John's (11/29/12)
BLOCKED SHOTS	1	at St. John's (11/29/12)
	2	MORGAN STATE (11/16/12)
	2	RIDER (11/19/12)
TURNOVERS	12	at St. John's (11/29/12)
	17	UW-MILWAUKEE (11/11/12)
FOULS	16	UW-MILWAUKEE (11/11/12)
	16	ELON (11/21/12)



2012-13
South Carolina High/Low Analysis (as of Nov 30, 2012)
All games

Opponent - GAME LOWS

POINTS	62	vs UALR (11/25/12)
	65	ELON (11/21/12)
	67	vs Missouri State (11/24/12)
	71	MORGAN STATE (11/16/12)
	75	UW-MILWAUKEE (11/11/12)
FIELD GOALS MADE	23	vs Missouri State (11/24/12)
	23	vs UALR (11/25/12)
FIELD GOAL ATTEMPTS	53	MORGAN STATE (11/16/12)
	53	RIDER (11/19/12)
FIELD GOAL PERCENTAGE	.388 (26-67)	UW-MILWAUKEE (11/11/12)
	.390 (23-59)	vs Missouri State (11/24/12)
3 PT FIELD GOALS MADE	2	MORGAN STATE (11/16/12)
	5	vs Missouri State (11/24/12)
	5	vs UALR (11/25/12)
3 PT FG ATTEMPTS	13	MORGAN STATE (11/16/12)
	14	RIDER (11/19/12)
	14	at St. John's (11/29/12)
3 PT FG PERCENTAGE	.154 (2-13)	MORGAN STATE (11/16/12)
	.263 (5-19)	vs Missouri State (11/24/12)
FREE THROWS MADE	5	ELON (11/21/12)
	9	UW-MILWAUKEE (11/11/12)
FREE THROW ATTEMPTS	11	ELON (11/21/12)
	19	UW-MILWAUKEE (11/11/12)
FREE THROW PERCENTAGE	.455 (5-11)	ELON (11/21/12)
	.474 (9-19)	UW-MILWAUKEE (11/11/12)
REBOUNDS	22	MORGAN STATE (11/16/12)
	23	RIDER (11/19/12)
ASSISTS	7	vs Missouri State (11/24/12)
	13	MORGAN STATE (11/16/12)
	13	RIDER (11/19/12)
	13	ELON (11/21/12)
STEALS	7	UW-MILWAUKEE (11/11/12)
	8	at St. John's (11/29/12)
BLOCKED SHOTS	0	vs Missouri State (11/24/12)
	2	RIDER (11/19/12)
TURNOVERS	7	at St. John's (11/29/12)
	12	vs UALR (11/25/12)
FOULS	13	RIDER (11/19/12)
	18	vs UALR (11/25/12)
	18	at St. John's (11/29/12)



2012-13
South Carolina Player High/Low Analysis (as of Nov 30, 2012)
All games

South Carolina - I N D I V I D U A L G A M E H I G H S

Points	22		PAGE, LaShay vs Missouri State (11/24/12)
	22		WILLIAMS, Brenton vs Rider (11/19/12)
	20		PAGE, LaShay vs Morgan State (11/16/12)
	19		PAGE, LaShay vs UW-Milwaukee (11/11/12)
	18		CARRERA, Michael vs Missouri State (11/24/12)
	18		KACINAS, Mindaugas vs Rider (11/19/12)
Field Goals Made	8		KACINAS, Mindaugas vs Rider (11/19/12)
	7		WILLIAMS, Brenton vs UALR (11/25/12)
	7		JACKSON, Lakeem vs Elon (11/21/12)
	7		JACKSON, Lakeem vs Rider (11/19/12)
	7		WILLIAMS, Brenton vs Rider (11/19/12)
	7		PAGE, LaShay vs UW-Milwaukee (11/11/12)
Field Goal Att.	18		PAGE, LaShay vs UW-Milwaukee (11/11/12)
	13		JACKSON, Lakeem vs Elon (11/21/12)
	13		PAGE, LaShay vs Morgan State (11/16/12)
	13		WILLIAMS, Brenton vs Morgan State (11/16/12)
FG Pct (min 5 made)	1.000	(7-7)	WILLIAMS, Brenton vs UALR (11/25/12)
	.875	(7-8)	JACKSON, Lakeem vs Rider (11/19/12)
3-Point FG Made	5		WILLIAMS, Brenton vs Rider (11/19/12)
	4		RICHARDSON, Brian vs Missouri State (11/24/12)
	4		PAGE, LaShay vs Rider (11/19/12)
3-Point FG Att.	8		WILLIAMS, Brenton vs Rider (11/19/12)
	7		PAGE, LaShay vs UALR (11/25/12)
	7		PAGE, LaShay vs Missouri State (11/24/12)
3-Pt FG Pct (min 2 made)	.667	(4-6)	RICHARDSON, Brian vs Missouri State (11/24/12)
	.667	(4-6)	PAGE, LaShay vs Rider (11/19/12)
	.667	(2-3)	RICHARDSON, Brian vs Morgan State (11/16/12)
Free Throws Made	8		WILLIAMS, Brenton vs UW-Milwaukee (11/11/12)
	7		PAGE, LaShay vs Missouri State (11/24/12)
Free Throw Att.	9		SMITH, Eric vs Morgan State (11/16/12)
	8		PAGE, LaShay vs Missouri State (11/24/12)
	8		KACINAS, Mindaugas vs UW-Milwaukee (11/11/12)
	8		WILLIAMS, Brenton vs UW-Milwaukee (11/11/12)
FT Pct (min 3 made)	1.000	(8-8)	WILLIAMS, Brenton vs UW-Milwaukee (11/11/12)
	1.000	(6-6)	PAGE, LaShay vs Morgan State (11/16/12)
	1.000	(5-5)	CARRERA, Michael vs UW-Milwaukee (11/11/12)
	1.000	(3-3)	PAGE, LaShay vs UALR (11/25/12)
	1.000	(3-3)	WILLIAMS, Brenton vs Rider (11/19/12)
	1.000	(3-3)	RICHARDSON, Brian vs Rider (11/19/12)
	1.000	(3-3)	WILLIAMS, Brenton vs Morgan State (11/16/12)
Rebounds	15		JACKSON, Lakeem vs UALR (11/25/12)
	15		CARRERA, Michael vs UW-Milwaukee (11/11/12)
Assists	6		SMITH, Eric vs Missouri State (11/24/12)
	6		RICHARDSON, Brian vs Rider (11/19/12)
Steals	3		SMITH, Eric vs UALR (11/25/12)
	2		KACINAS, Mindaugas vs UALR (11/25/12)
	2		WILLIAMS, Brenton vs UALR (11/25/12)
	2		SLAWSON, RJ vs UALR (11/25/12)
	2		JACKSON, Lakeem vs Elon (11/21/12)
	2		JACKSON, Lakeem vs Rider (11/19/12)
	2		PAGE, LaShay vs Morgan State (11/16/12)
Blocked Shots	3		CARRERA, Michael vs UW-Milwaukee (11/11/12)
	2		JACKSON, Lakeem vs UALR (11/25/12)

	2	KACINAS, Mindaugas vs UALR (11/25/12)
	2	KACINAS, Mindaugas vs Missouri State (11/24/12)
	2	JACKSON, Lakeem vs Elon (11/21/12)
Turnovers	6	SMITH, Eric vs Missouri State (11/24/12)
	5	KACINAS, Mindaugas vs Missouri State (11/24/12)
Fouls	5	SLAWSON, RJ vs UALR (11/25/12)
	5	SLAWSON, RJ vs Morgan State (11/16/12)



2012-13
South Carolina Opponent High/Low Analysis (as of Nov 30, 2012)
All games

OPPONENT INDIVIDUAL GAME HIGHS

Points	28	AARON, Jordan vs UW-Milwaukee (11/11/12)
	26	HARRISON, D'Angelo at St. John's (11/29/12)
	26	Lindsey, Nurideen vs Rider (11/19/12)
	20	BLACK,Justin vs Morgan State (11/16/12)
	19	Neighbour, Will vs UALR (11/25/12)
Field Goals Made	9	Lindsey, Nurideen vs Rider (11/19/12)
	9	BLACK,Justin vs Morgan State (11/16/12)
	9	AARON, Jordan vs UW-Milwaukee (11/11/12)
Field Goal Att.	24	AARON, Jordan vs UW-Milwaukee (11/11/12)
	15	Lindsey, Nurideen vs Rider (11/19/12)
FG Pct (min 5 made)	.875 (7-8)	GARRETT, Amir at St. John's (11/29/12)
	.692 (9-13)	BLACK,Justin vs Morgan State (11/16/12)
3-Point FG Made	7	AARON, Jordan vs UW-Milwaukee (11/11/12)
	3	HARRISON, D'Angelo at St. John's (11/29/12)
	3	Gillon, John vs UALR (11/25/12)
	3	Marcus Marshall vs Missouri State (11/24/12)
	3	ISENBARGER, Jack vs Elon (11/21/12)
	3	KOCH, Sebastian vs Elon (11/21/12)
	3	Myles, Anthony vs Rider (11/19/12)
3-Point FG Att.	14	AARON, Jordan vs UW-Milwaukee (11/11/12)
	7	Marcus Marshall vs Missouri State (11/24/12)
	7	KOCH, Sebastian vs Elon (11/21/12)
	7	NIANG, Thierno vs UW-Milwaukee (11/11/12)
3-Pt FG Pct (min 2 made)	1.000 (2-2)	GREENE IV, Phil at St. John's (11/29/12)
	1.000 (2-2)	HAARSMMA, James vs UW-Milwaukee (11/11/12)
Free Throws Made	7	HARRISON, D'Angelo at St. John's (11/29/12)
	7	Lindsey, Nurideen vs Rider (11/19/12)
	7	HUBBARD,Anthony vs Morgan State (11/16/12)
Free Throw Att.	9	Lindsey, Nurideen vs Rider (11/19/12)
	8	HARRISON, D'Angelo at St. John's (11/29/12)
	8	Anthony Downing vs Missouri State (11/24/12)
FT Pct (min 3 made)	1.000 (7-7)	HUBBARD,Anthony vs Morgan State (11/16/12)
	1.000 (4-4)	Marcus Marshall vs Missouri State (11/24/12)
	1.000 (3-3)	Neighbour, Will vs UALR (11/25/12)
Rebounds	11	GARRETT, Amir at St. John's (11/29/12)
	10	HAARSMMA, James vs UW-Milwaukee (11/11/12)
Assists	6	JACKSON,DeWayne vs Morgan State (11/16/12)
	6	AARON, Jordan vs UW-Milwaukee (11/11/12)
Steals	5	JACKSON,DeWayne vs Morgan State (11/16/12)
	3	Anthony Downing vs Missouri State (11/24/12)
	3	TROUTMAN, Lucas vs Elon (11/21/12)
	3	KOCH, Sebastian vs Elon (11/21/12)
	3	Lindsey, Nurideen vs Rider (11/19/12)
	3	PRETLOW,Donte vs Morgan State (11/16/12)
	3	AARON, Jordan vs UW-Milwaukee (11/11/12)
Blocked Shots	3	BALAMOU, Felix at St. John's (11/29/12)
	3	OBEKPA, Chris at St. John's (11/29/12)
Turnovers	8	JACKSON,DeWayne vs Morgan State (11/16/12)
	5	Lindsey, Nurideen vs Rider (11/19/12)
Fouls	5	WINTERS, Ryan vs Elon (11/21/12)
	5	HUBBARD,Anthony vs Morgan State (11/16/12)
	5	AARON, Jordan vs UW-Milwaukee (11/11/12)