

SOUTH CAROLINA

2016-17 Women's Basketball



Assoc. Media Relations Director: Diana Koval | Office: 803.777.7977 | Cell: 314.369.6050 | Email: dkoval@mailbox.sc.edu | Twitter: @DianaKovalSID
 Website: www.GamecocksOnline.com | Twitter: @GamecockWBB | Instagram: @GamecockWBB | Facebook: @GamecockWBB | Snapchat: @GamecockWBB



2017 NCAA Tournament

Stockton Regional • March 25/27 • Stockton, Calif. • Stockton Arena (12,000)
 Florida State • Oregon State • Quinnipiac



South Carolina Gamecocks

30-4, 14-2 SEC



VS



Florida State Seminoles

28-6, 13-3 ACC

Ranking: 3/4 (AP/Coaches)
Head Coach: Dawn Staley
Record at South Carolina: 218-80 (9th)
Career Record: 390-160 (17th)
Top Scorer: A'ja Wilson (17.9)
Top Rebounder: Alaina Coates (10.7)

Ranking: 10/13
Head Coach: Sue Semrau
Record at FSU: 279-210 (20th)
Career Record: Same
Top Scorer: Shakayla Thomas (15.1)
Top Rebounder: Ivey Slaughter (6.4)

Schedule/Results

| | | |
|--|---------------------------------|-----------|
| Nov. 14 | at #7/6 Ohio St. (BTN+) | W, 92-80 |
| <i>Basketball Hall of Fame Women's Challenge</i> | | |
| Nov. 20 | Hampton (SECN+) | W, 92-38 |
| Nov. 21 | Maine (SECN+) | W, 79-42 |
| Nov. 22 | Saint Peter's (SECN+) | W, 93-38 |
| Nov. 27 | vs. #4/4 Louisville (ESPN2) | W, 83-59 |
| <i>SEC/Big 12 Challenge</i> | | |
| Dec. 1 | at #14/15 Texas (ESPN2) | W, 76-67 |
| Dec. 4 | at Duke | L, 63-74 |
| Dec. 11 | Minnesota (SECN) | W, 98-58 |
| Dec. 15 | Clemson (SECN) | W, 83-61 |
| Dec. 18 | #9/9 UCLA (ESPN2) | W, 66-57 |
| Dec. 21 | at Savannah State | W, 70-30 |
| Jan. 1 | Alabama* (ESPN2) | W, 93-45 |
| Jan. 5 | at Auburn* (SECN+) | W, 73-47 |
| Jan. 8 | at Florida* (ESPNU) | W, 81-62 |
| Jan. 12 | Georgia* (SECN) | W, 66-63 |
| Jan. 15 | at LSU* (SECN+) | W, 84-61 |
| Jan. 19 | Ole Miss* (SECN) | W, 65-46 |
| Jan. 23 | #4/4 Mississippi St.* (ESPN2) | W, 64-61 |
| Jan. 26 | at Georgia* (SECN) | W, 62-44 |
| Jan. 30 | Tennessee* (ESPN2) | L, 74-76 |
| Feb. 2 | at #25/-Kentucky* (SECN) | W, 75-63 |
| Feb. 5 | at Arkansas* (ESPN2) | W, 79-49 |
| Feb. 9 | Auburn* (SECN+) | W, 60-41 |
| Feb. 13 | at #1/1 UConn (ESPN2) | L, 55-66 |
| Feb. 16 | Vanderbilt* (SECN) | W, 82-51 |
| Feb. 19 | at Missouri* (ESPN2) | L, 60-62 |
| Feb. 23 | at Texas A&M* (SECN) | W, 80-64 |
| Feb. 26 | #22/-Kentucky* (ESPNU) | W, 95-87 |
| <i>SEC Tournament (Greenville, S.C.)</i> | | |
| Mar. 3 | Georgia (SECN) | W, 72-48 |
| Mar. 4 | #20/24 Kentucky (ESPNU) | W, 89-77 |
| Mar. 5 | #6/7 Mississippi State (ESPN2) | W, 59-49 |
| <i>NCAA Tournament (Columbia, S.C./Stockton, Calif.)</i> | | |
| Mar. 17 | UNC Asheville (ESPN2) | W, 90-40 |
| Mar. 19 | Arizona State (ESPN) | W, 71-68 |
| Mar. 25 | vs. Quinnipiac (ESPN) | W, 100-58 |
| Mar. 27 | vs. #10/13 Florida State (ESPN) | 9 p.m. |

All Times Listed as Eastern and are subject to change
 * indicates SEC Game

Game Information

Tickets: \$28
Live Stats: NCAA.com

Watch On: ESPN (Dave Pasch, play-by-play; LaChina Robinson, analyst; Molly McGrath, sideline)
Radio: 107.5 The Game (Brad Muller)

Series History

| | |
|-----------------------------|---------------------|
| South Carolina Record | 17-2 |
| At Neutral Site | 2-1 |
| In Columbia | 7-1 |
| In Tallahassee | 8-0 |
| Staley Era | 1-0 |
| First Meeting | SC, 115-62, 2/12/78 |
| Current Streak | Won 1 |

Last Five Meetings:

| Date | Result | Location |
|---------|----------------|------------------|
| 3/29/15 | W, 80-74 | Greensboro, N.C. |
| 3/6/91 | L, 53-54 | Louisville, Ky. |
| 2/4/91 | W, 92-91 (2ot) | Tallahassee |
| 1/21/91 | L, 60-69 | Columbia |
| 3/3/90 | W, 75-59 | Columbia |












South Carolina Notables

- South Carolina is playing in its third NCAA Elite Eight contest tonight, all coming against ACC schools, including its second-straight against Florida State. In what was then their furthest drive into the tournament, the Gamecocks fell to Duke in the 2002 Elite Eight. In 2015, they reached their first NCAA Final Four with a win over Florida State in Greensboro.
- Both South Carolina and Florida State rank among the nation's best offensive teams with the Seminoles ranked 13th and 12th in scoring offense and field goal percentage, respectively, and the Gamecocks coming in 20th and eighth in the categories. South Carolina has the edge defensively, coming in 25th in scoring defense and 16th in field goal percentage defense while Florida State is 44th and 92nd, respectively.
- The Gamecocks' nine wins over ranked opponents this season include five over top-10 foes. The Seminoles have two top-10 wins this season.
- Not one to just pad her numbers, national player of the year candidate A'ja Wilson's averages against ranked opponents are markedly higher than those against unranked foes. The 6-foot-5 forward who impacts the game in many ways averages 19.5 points vs. ranked teams compared to 17.2 in all other games. Her rebounding average goes to 8.3 from 7.2 and her blocked shots to 3.2 from 2.1.
- Do-everything guard Allisha Gray's versatility has made her the team's top scorer twice, top rebounder four times – including two NCAA Tournament games – and the assist leader seven times.
- Junior guard Kaela Davis continues to thrive in the postseason, adding 5-of-6 3-point shooting in the Sweet 16 to her high-scoring performances.

Stat Comparison

| SC | FSU |
|------------|----------------------------------|
| 30-4 | Overall Record |
| 14-2 | Conference Record |
| 15-1 | Home Record |
| 10-3 | Away Record |
| 5-0 | Neutral Record |
| 77.2 | Points Per Game |
| 56.8 | Opp. Points Per Game |
| .477 | Field Goal %age |
| .356 | Opp. Field Goal %age |
| .338 | 3-Pt. Field Goal %age |
| .273 | Opp. 3-Pt. Field Goal %age |
| .716 | Free Throw %age |
| 16.1 | FTs Made Per Game |
| 15.4 | Assists Per Game |
| +2.8 | Turnover Margin |
| 39.1 | Rebounds Per Game |
| +6.5 | Rebounding Margin |
| 8.6 | Steals Per Game |
| 5.6 | Blocked Shots Per Game |

2016-17 South Carolina Media Roster

| | | | | | |
|----|---|---|--|--|---|
| 0 |  | Victoria Patrick 5-8 • Fr. • Guard • Orlando, Fla. | PPG 1.4 RPG 0.5 APG 0.2 FG% .278 FT% .333 | LAST GAME: 3 pts, 7 mins vs. Quinnipiac NOTABLE: Solid shooting guard ... averages 6.4 minutes in 23 games played ... No. 25 guard in Class of 2016 ... helped Edgewater HS to state championship in 2014 ... led team with 15.4 ppg as a senior. | Career Highs Pts: 4, 2x, at Sav. St., 12/21/16 Reb: 2, 4x, vs. Vandy, 2/16/17 Ast: 2 at Savannah St., 12/21/16 Stl: 2 vs. Saint Peter's, 11/22/16 |
| | 1 |  | Bianca Cuevas-Moore 5-6 • Jr. • Guard • Bronx, N.Y. <i>kwub-VAHS</i> | PPG 8.6 RPG 1.9 APG 1.9 FG% .392 FT% .790 | LAST GM: 5 pts, 3 assts vs. Quinnipiac NOTABLE: Speedy, crafty guard ... 4 games of ≥4 assts, 11 games of ≥10 points ... in SEC play, 9.5 ppg, .415 FG%, .413 3FG% ... in NCAA – 10.0 ppg, 2.0 apg, 2.7 spg, 43.5% FG |
| 3 | |  | Kaela Davis 6-2 • Jr. • Guard • Suwanee, Ga. <i>KAY-luh</i> | PPG 12.7 RPG 3.9 APG 2.3 FG% .374 FT% .806 | LAST GM: 28 pts, 5 rebs, 3 assts vs. Quinn. NOTABLE: Tall, athletic, versatile ... 26th SEC in ppg ... 20 gms of ≥10 pts, 15 gms of ≥3 assts, 10 gms of ≥5 rebs ... in postseason – 17.2 ppg, 48.6% FG ... CoSIDA Academic All-District ... 2x All-ACC at Ga. Tech. |
| | 4 |  | Doniyah Cliney 6-0 • So. • Guard • Newark, N.J. <i>dawn-YAY CLY-nee</i> | PPG 2.9 RPG 2.8 APG 1.3 FG% .434 FT% .568 | LAST GM: 9 pts, 3 rebs, 3 assts vs. Quinn. NOTABLE: Athletic guard with good size ... great development throughout season, especially on defense ... ≥5 rebs 7 times, ≥20 minutes played in 15 games ... in postseason – 5.3 ppg, 63.2% FG, 2.1 apg, 22.7 mpg. |
| 10 | |  | Alisha Gray 6-0 • Jr. • Guard • Sandersville, Ga. <i>uh-LEE-shub</i> | PPG 12.9 RPG 4.8 APG 2.6 FG% .511 FT% .720 | LAST GM: 19 pts, 8 rebs, 2 stls vs. Quinn. NOTABLE: Steady contributor in every area ... scored ≥10 pts 26 times, ≥4 assts 9 times, ≥5 rebs 15 times ... 21st in SEC in scoring ... knack for delivering plays at right moment on both sides of the ball. |
| | 12 |  | Araion Bradshaw 5-6 • Fr. • Guard • Boston, Mass. <i>R-ee-on</i> | PPG 0.9 RPG 0.8 APG 0.8 FG% .250 FT% .700 | LAST GAME: 3 rebs, 5 assts vs. Quinnipiac NOTABLE: Scrappy guard ... has played in 23 games, including ≥10 mins 7 times ... rated No. 10 guard in 2016 class ... helped HS to back-to-back appearances in state finals. |
| 15 | |  | Tiffany Davis 5-7 • Sr. • Guard • Houston, Texas | PPG 1.2 RPG 0.9 APG 0.3 FG% .250 FT% .750 | LAST GAME: 6 pts, 1 reb vs. Quinnipiac NOTABLE: Team captain ... has played just two full seasons due to injuries ... this season, played in 18 of 22 games she was available ... averaging 6.9 minutes ... 6 pts vs. Quinnipiac, most in career NCAA Tourn. |
| | 21 |  | Mikiah Herbert Harrigan 6-2 • Fr. • For. • Pembroke Pines, Fla. <i>muh-KEE-uh</i> | PPG 5.1 RPG 3.4 BPG 1.1 FG% .469 FT% .706 | LAST GM: 4 pts, 5 rebs, 2 blks vs. Quinn. NOTABLE: Versatile forward with skill on both ends of court ... 11th in SEC in blocks per game ... ≥10 pts 6 times, ≥5 rebs 10 times, ≥3 blks 3 times ... in postseason – 8.5 ppg, 4.0 rpg, 63.3% FG, 23.3 mpg |
| 22 | |  | A'ja Wilson 6-5 • Jr. • Forward • Hopkins, S.C. <i>A-zhub</i> | PPG 17.9 RPG 7.5 BPG 2.5 FG% .590 FT% .747 | LAST GM: 24 pts, 2 blks, 3 stls vs. Quinn. NOTABLE: Team captain ... 2nd in SEC in ppg, 2nd in blks/gm, 3rd in FG%, 9th in rpg ... career-high 13 20-point games, 9 double-doubles ... 2x SEC Player of the Year ... rated #1 in nation by espnW. |
| | 41 |  | Alaina Coates 6-4 • Sr. • Center • Irmo, S.C. <i>uh-LAY-nub COATS</i> | PPG 12.9 RPG 10.7 BPG 1.4 FG% .670 FT% .651 | LAST GM: 1 pt, 1 reb, 4 mins vs. Kentucky NOTABLE: Dominant inside ... good passer ... team captain ... nationally, 4th in FG %age, 7th in rpg, 17th in dbl-dbls (15) ... leads SEC in rpg overall and in league play (11.1) ... 1st-team All-SEC ... rated #9 in nation by espnW. |
| 52 | |  | Tyasha Harris 5-10 • Fr. • Guard • Noblesville, Ind. <i>ty-A-shub</i> | PPG 5.2 RPG 1.8 APG 3.3 FG% .419 FT% .649 | LAST GM: 2 pts, 4 rebs, 3 assts vs. Quinn. NOTABLE: Poised, quick, decisive PG, good defender ... ≥10 pts 4 times, ≥5 assts 11 times ... 14th in SEC with 3.3 assts per game, 5th in A:TO (2.1) – 6th among freshmen nationally ... SEC All-Freshman Team. |

Starter **Reserve**

Based on most recent game

Five Second Count

South Carolina is one of three programs in the nation to appear in every AP top 10 since the start of the 2014-15 season and is enjoying its third-straight 30-win season. The Gamecocks have played in five of the last six NCAA Sweet 16s, including the 2015 Final Four. In the SEC, South Carolina is now just the second program in league history to win four-straight, regular-season championships and has claimed the last three SEC Tournaments, also just the second program to achieve that mark. In the last four seasons, the Gamecocks are 126-14 (.900) overall and 59-5 (.922) in SEC action

Quick Facts

The University

Location: Columbia, S.C.

Founded: 1801

Enrollment: 33,724

Colors: Garnet (PMS 202C) and Black

Nickname: Gamecocks

Conference: Southeastern

President: Dr. Harris Pastides

Athletics Director: Ray Tanner

Facility: Colonial Life Arena (18,000)

Coaching Staff

Head Coach: Dawn Staley

Alma Mater: Virginia, 1992

Overall Record: 390-160 (17th season)

School Record: 218-80 (9th season)

Assoc. Head Coach (Alma Mater):

Lisa Boyer (Ithaca, 1979)

Assistant Coaches (Alma Mater):

Nikki McCray-Penson (Tennessee, 1995)

Fred Chmiel (Excelsior, 2001)

Team Information

2015-16 Record: 33-2

Home: 16-1 Away: 11-0 Neutral: 6-1

SEC Record (Finish): 16-0 (1st)

Home: 8-0 Away: 8-0

Letterwinners Returning/Lost: 5/7

Starters Returning/Lost: 2/3

Program History

First Year of Women's Basketball: 1974-75

All-Time Record: 798-509 (43rd season)

All-Time SEC Record: 161-202 (26th season)

NCAA Appearances (Last): 14 (2017)

NCAA Tournament Record: 21-13

2016 NCAA Result: Sweet 16, L 72-80, Syracuse, Sioux Falls, S.C.

WNIT Appearances (Last): 4 (2011)

WNIT Record: 3-4

Media Relations

Women's Basketball Contact: Diana Koval

Office: 803.777.7977

Cell: 314.369.6050

Email: dkoval@mailbox.sc.edu

Press Row Phone: 803.777.6182

Athletics Department on the Web

Website: GamecocksOnline.com

Twitter: @GamecocksOnline

Instagram: @GamecocksOnline

Facebook: Facebook.com/GamecocksOnline

YouTube: YouTube.com/GamecocksOnline

Women's Basketball on Twitter

Team: @GamecockWBB

Head Coach: @DawnStaley

Women's Basketball on Instagram and Snapchat

Team: GamecockWBB

By the Numbers

- 3-pointer needed by Kaela Davis to tie the Gamecock record for made 3s in an NCAA Tournament
- 20-point games by Kaela Davis in the Gamecocks' six postseason contests this season, including the last two
- Program NCAA Tournament records that the Gamecocks broke or tied against Quinnipiac – points scored (100), fewest points allowed (58, tied), made 3s (10) and 3-point percentage (.625)
- Games this season in which 6-foot guard Allisha Gray has been the Gamecocks' top rebounder, including two NCAA Tournament games
- Games this season in which multiple Gamecocks have scored at least 20 points, including the last two NCAA Tournament outings
- Games against ranked opponents for the Gamecocks this season, during which they are 9-1
- Games of five or more assists by freshman point guard Tyasha Harris, who is 14th in the SEC at 3.3 assists per game
- Point deficit overcome by the Gamecocks against Arizona State, the largest comeback of the season
- Points per first quarter South Carolina has allowed in the postseason
- Quarters among the last 20 in which South Carolina shot at least 50.0 percent from the field
- Games this season in which the Gamecocks have held their opponent under 60 points, including four postseason games
- Games in which South Carolina has scored at least 75 points – all Gamecock wins
- Games this season in which the Gamecock starters have outscored the entire opposing team
- Double-digit scoring games for Allisha Gray, second most on the team

Current Streaks

| | Total | Home | Road | Neut. |
|----------------|-------|------|------|-------|
| Overall | W8 | W5 | W1 | W5 |
| SEC | W2 | W3 | W1 | — |
| Non-Conference | W6 | W10 | L1 | W5 |
| Ranked Teams | W3 | W4 | L1 | W3 |

Heart of a Champion

Tournament time shows just how strong a players' iron has been forged in the heat of the season. In these win-or-go-home games this season, South Carolina's A'ja Wilson has put South Carolina on her back even as the defensive focus on her doubled in the absence of her long-time frontcourt partner Alaina Coates.

In six postseason games spanning the SEC and NCAA Tournaments, Wilson averages 20.3 points on 58.6 percent shooting, 7.3 rebounds, 3.5 blocked shots and 1.5 steals.

In the three games within five points at the end of their third quarters, Wilson led the Gamecocks with 8.0 points on 50.0 percent shooting (5-of-10) and 93.3 percent free throw accuracy (14-of-15) along with 4.7 rebounds and 1.3 blocked shots.

A closer look at the three tight games:

| Opp. (Rd.) | Margin | Pts | Rebs | Blks | Mins |
|----------------------|--------|-----|------|------|------|
| Ky. (SEC SF) | +3 | 10 | 2 | 1 | 8 |
| Miss. St. (SEC F) | -5 | 7 | 8 | 2 | 10 |
| Ariz. St. (NCAA 2nd) | -2 | 7 | 4 | 2 | 8 |

As Arizona State's Sophie Brunner put it after Wilson's heroics helped the Gamecocks into the Sweet 16, "She's their money player, so we knew they wanted to get it to her. We just couldn't defend her, get the ball out of her hands."

Gray Area

Due to teammate injuries, junior guard Allisha Gray has started five games this season as essentially the

Gamecocks in the National Rankings

(SEC as of 3/25; NCAA as of 3/24)

| Team | SEC | NCAA | Actual | Alaina Coates | SEC | NCAA | Actual |
|--------------------------|-----|------|--------|----------------------------|-----|------|--------|
| Scoring Offense | 1 | 20 | 77.2 | Scoring | 23 | — | 12.9 |
| Scoring Defense | 2 | 25 | 56.8 | Rebounding | 2 | 13 | 10.7 |
| Scoring Margin | 1 | 7 | +20.4 | FG Percentage | 1 | 4 | .670 |
| Field Goal Percentage | 1 | 8 | .477 | Blocked Shots | 6 | 133 | 1.4 |
| Field Goal %age Def. | 1 | 16 | .356 | Offensive Rebs. | 4 | — | 3.3 |
| 3-Point FG %age | 6 | 116 | .338 | Defensive Rebs. | 1 | 9 | 7.4 |
| 3-Point FG %age Def. | 1 | 5 | .273 | Double-Doubles | 3 | 22 | 15.0 |
| 3-Point FG Made/Gm. | 8 | 221 | 5.2 | Bianca Cuevas-Moore | SEC | NCAA | Actual |
| Free Throw Percentage | 7 | 131 | .716 | Steals | 11 | — | 1.6 |
| Rebounding Offense | 4 | — | 39.1 | Kaela Davis | SEC | NCAA | Actual |
| Rebounding Defense | 4 | — | 32.6 | Scoring | 24 | — | 12.7 |
| Rebounding Margin | 2 | 34 | +6.5 | 3-Pt FGM Per Game | 7 | — | 1.7 |
| Assists | 2 | 62 | 15.4 | Allisha Gray | SEC | NCAA | Actual |
| Steals | 4 | 96 | 8.6 | Scoring | 21 | — | 12.9 |
| Turnover Margin | 6 | 54 | +2.8 | Tyasha Harris | SEC | NCAA | Actual |
| Turnovers | — | 19 | 12.6 | Assists | 14 | 242 | 3.3 |
| Assist-to-Turnover Ratio | 1 | 24 | 1.2 | Assist-to-Turnover Ratio | 5 | 55 | 2.1 |
| Blocked Shots | 1 | 15 | 5.6 | M. Herbert Harrigan | SEC | NCAA | Actual |
| Home Attendance Avg. | 1 | 1 | 12,277 | Blocks | 11 | 201 | 1.1 |
| | | | | A'ja Wilson | SEC | NCAA | Actual |
| | | | | Scoring | 2 | 65 | 17.9 |
| | | | | Rebounding | 9 | 166 | 7.5 |
| | | | | FG Percentage | 3 | 17 | .590 |
| | | | | Blocked Shots | 2 | 23 | 2.5 |
| | | | | Double-Doubles | 7 | — | 9.0 |

Gamecocks' starting power forward. Undersized only in height, the six-foot guard's heart and competitive fire made those outings – at LSU, at Texas A&M, vs. Mississippi State, UNC Asheville, Arizona State, vs. Quinnipiac – some of her most productive games of the season. Averaging roughly the same minutes as her season mark (29.2), Gray posted 14.5 points, 7.3 rebounds and 1.0 blocks per game while shooting 63.2 percent in those five games. In fact, against UNC Asheville, she out-scored AND out-rebounded All-America roommate A'ja Wilson.

In the Driver's Seat

South Carolina junior guard Kaela Davis exploded into her Gamecock career with a 37-point outing against #7/6 Ohio State and rained in 3-pointers through the first month of the season. Enduring an up-and-down regular season, Davis has thrived in the postseason by relying on the other tools at her disposal – including those outside her renowned scoring abilities.

The 6-foot-2 lithe athlete closed SEC action averaging 11.0 points on 33.9 percent shooting, including 26.8 percent from 3-point range, to go with 3.1 rebounds per game in league play.

With her renewed focus on diversifying her offense, six postseason victories have come in large part because of Davis' 17.2 points per game on 48.6 percent shooting, including 53.8 percent from 3-point range, and 4.3 rebounds per game. In the three tightest games of that group – SEC semifinal vs. Kentucky and final vs. #6/7 Mississippi State and NCAA second round vs. Arizona State – her scoring exploded to 20.0 points per game on 53.7 percent shooting, including 50.0 percent from 3-point range.

To Your Point

Most pundits have opined that South Carolina's

postseason fate lies in the hands of its points guards – the young but steady freshman Tyasha Harris and the experienced but unpredictable Bianca Cuevas-Moore. The nation's most notable point guard of all-time, Dawn Staley enthusiastically agrees with the duo's ability to power the Gamecocks toward their goals.

Moving Harris into the starting role at the start of SEC play, Staley set on optimizing her high-octane starting lineup with an organized, pass-first point guard while letting Cuevas-Moore pounce on opponents off the bench as a fast-paced offensive weapon with quick hands on the defensive end.

While both are in the starting lineup now due to the injury to Alaina Coates, Harris and Cuevas-Moore have mastered and are constantly expanding their roles.

In six postseason games, Harris averages 4.2 assists per game with a 2.1 assist-to-turnover ratio while shooting 52.6 percent from the field. Cuevas-Moore has balanced her 9.2 points per game on 40.5 percent shooting this postseason with 2.7 assists per game and 2.0 steals per contest.

Best All-Around of the Best

Junior A'ja Wilson has spent the last two seasons among the finalists for the various national player of the year awards, and she is making her strongest case for the award this season. The two-time SEC Player of the Year can change the complexion of the game on both ends of the floor as a dynamic scorer, rebounder and shot blocker.

Three players appear among the four finalists for both the Naismith and Wade Trophy – Wilson, Napheesa Collier (UConn) and Kelsey Plum (Washington). If the scoring alone is the test, the contest would appear to be a runaway for Plum, but, presumably, it requires more to be declared the best in the nation.

Wilson and Collier led their teams to both their

regular-season and tournament championships, and both have their teams in the NCAA Elite Eight, while Washington reached none of those benchmarks. Collier and Wilson also contribute on the glass, averaging 8.5 and 8.3 rebounds per game, respectively.

Some nuanced offensive stats tell a deeper story as well, measuring by games against ranked opponents to level the playing field as much as possible:

| Plyr | FG% | Min/Pt. | Pt/FGA | PPG | Min/Gm |
|---------|------|---------|--------|------|--------|
| Wilson | .559 | 1.646 | 1.54 | 19.5 | 32.1 |
| Collier | .669 | 1.540 | 1.62 | 20.8 | 32.1 |
| Plum | .484 | 1.199 | 1.36 | 32.9 | 39.4 |

(Min/Pt. = Point scored for every x minute played)

In addition to rebounding, Collier and Wilson add another element to their teams – defense in the form of blocks and steals. Here, Wilson shines above Collier, averaging 3.2 blocks and 1.2 steals per game against ranked opponents (combined 4.4) while Collier posts 1.5 blocks and 2.0 steals per such outing (combines 3.5).

Florida State Series Notes

The Gamecocks are 17-2 all-time against Florida State, but a bulk of those games came during their time shared in the Metro Conference. Dormant for the first

2016-17 Awards

Alaina Coates

- WBCA All-Region
- All-SEC First Team (Coaches)
- All-SEC Second Team (Media)
- SEC All-Defensive Team
- USBWA National Player of the Week (12/13-19)
- Three-time SEC Player of the Week (11/15-21; 11/22-28; 12/13-19)
- Wooden Award Late Season Top 20
- USBWA Drysdale Award Midseason Watch List
- Naismith Trophy Top 30 Watch List
- Wade Watch List (Preseason)
- Rated No. 9 player in the nation by espnW

Kaela Davis

- SEC Tournament All-Tournament Team
- CoSIDA Academic All-District 4
- Naismith Trophy Top 50 Preseason Watch List

Allisha Gray

- Dawn Staley Award Midseason Watch List
- Naismith Trophy Top 50 Preseason Watch List
- SEC Player of the Week (1/17-23)

Tyasha Harris

- SEC All-Freshman Team

A'ja Wilson

- Wade Trophy Finalist
- Naismith Trophy Finalist
- Wooden Award National Ballot
- All-America First Team (espnW, SI)
- WBCA All-Region
- SEC Player of the Year (Coaches, Media)
- All-SEC First Team (Coaches, Media)
- SEC All-Defensive Team
- USBWA Drysdale Award Midseason Watch List
- SEC Tournament MVP
- SEC Player of the Week (2/21-26)
- Rated No. 1 player in the nation by espnW

A'JA WILSON

Junior • Forward



» "She's their money player, so we knew they wanted to get it to her. We just couldn't defend her, get the ball out of her hands. She's a great player." – Sophie Brunner, Arizona State

» In three postseason games within five points after three quarters, Wilson willed the Gamecocks to stay alive in their pursuit of a championship. In those three fourth quarters, she averaged a team-high 8.0 points on 50.0 percent shooting (5-of-10) and 93.3 percent free throw accuracy (14-of-15), 4.7 rebounds and 1.3 blocked shots in 8.7 minutes.

- » 17th in nation, 3rd in SEC in FG percentage (.590) ... Shot 63.5% in SEC play
- » 2nd in SEC, 23rd in nation in blocked shots – 2.5
- » Led team in scoring 20 times, rebounding 12 times and assists three times
- » First Gamecock to record 200 career blocked shots ... Set program career blocked shots record in 74th career game, fewer than anyone else on top-10 list ... Now has 247 in just 101 games

Gamecocks in 2016-17 National Polls

| Poll | Pre | 11/14 | 11/21 | 11/28 | 12/5 | 12/12 | 12/19 | 12/26 | 1/2 | 1/9 | 1/16 | 1/23 | 1/30 | 2/6 | 2/13 | 2/20 | 2/27 | 3/6 | 3/13 | Final |
|------------------|-----|-------|-------|-------|------|-------|-------|-------|-----|-----|------|------|------|-----|------|------|------|-----|------|-------|
| Associated Press | 4 | 4 | 3 | 3 | 6 | 6 | 6 | 6 | 5 | 5 | 5 | 5 | 4 | 6 | 6 | 7 | 5 | 4 | 3 | |
| Coaches | 3 | 3 | 3 | 3 | 6 | 6 | 6 | 6 | 5 | 5 | 5 | 4 | 6 | 6 | 5 | 7 | 5 | 4 | 4 | |

23 seasons the Gamecocks played in the SEC, the series was renewed in the 2015 NCAA Elite Eight.

In that game on Mar. 29, 2015, the Gamecocks turned a three-point halftime deficit into an 80-74 victory in Greensboro, N.C., in front of a partisan South Carolina crowd. The hard fought game featured nine ties and seven lead changes, but Tiffany Mitchell turned a 65-57 deficit with 3:03 to play into a 74-69 lead with 27 seconds on the clock, assisting on the game-tying basket before scoring on a layup, a 3-pointer and a pair of free throws. The Seminoles kept the pressure on with a Adut Bulgak 3-pointer and Leticia Romero layup, but Asia

Dozier's four free throws sealed the win to send South Carolina to its first NCAA Final Four.

NCAA Tournament Tally

South Carolina is in its 14th NCAA Tournament and sixth straight under head coach Dawn Staley, making this season's senior class just the fourth in program history to play in the NCAA Tournament every season and the second straight to do so. South Carolina earned its fourth No. 1 seed in as many seasons

The Gamecocks are 22-13 overall in the NCAA Tournament with eight Sweet 16 appearances, highlighted by 2015's run to the program's first NCAA Final Four.

In her 17th season as a head coach, Staley has taken a team to the NCAA Tournament 12 times. She is 16-11 at the event, including a 14-5 mark at South Carolina.

Gamecocks Against the Field

South Carolina has played three games against two of the eight teams that remain in the 2017 NCAA Tournament with a 2-1 record. The Gamecocks picked up two wins over SEC rival Mississippi State but fell to overall No. 1 seed UConn.

Overall, South Carolina faced 14 teams that made this season's NCAA Tournament with a 14-4 regular-season record against those 14 teams. Just six of those 18 games came at home.

2016-17 Double-Doubles

Alaina Coates (15)

| | | |
|-------|----------------|----------------|
| 11/14 | at Ohio State | 10 pts/13 rebs |
| 11/20 | Hampton | 28 pts/16 rebs |
| 11/21 | Maine | 12 pts/14 rebs |
| 11/27 | vs. Louisville | 17 pts/14 rebs |
| 12/11 | Minnesota | 16 pts/11 rebs |
| 12/15 | Clemson | 19 pts/10 rebs |
| 12/18 | UCLA | 20 pts/14 rebs |
| 1/1 | Alabama | 19 pts/11 rebs |
| 1/8 | at Florida | 14 pts/13 rebs |
| 1/12 | Georgia | 12 pts/11 rebs |
| 1/15 | at LSU | 24 pts/11 rebs |
| 1/19 | Ole Miss | 15 pts/15 rebs |
| 2/2 | at Kentucky | 20 pts/18 rebs |
| 2/5 | at Arkansas | 18 pts/19 rebs |
| 2/13 | at UConn | 10 pts/15 rebs |

Kaela Davis (1)

| | | |
|-------|---------------|----------------|
| 11/14 | at Ohio State | 37 pts/10 rebs |
|-------|---------------|----------------|

A'ja Wilson (9)

| | | |
|-------|---------------|----------------|
| 12/1 | at Texas | 31 pts/12 rebs |
| 12/15 | Clemson | 20 pts/10 rebs |
| 12/18 | UCLA | 13 pts/13 rebs |
| 1/5 | at Auburn | 10 pts/11 rebs |
| 1/8 | at Florida | 23 pts/13 rebs |
| 1/26 | at Georgia | 19 pts/11 rebs |
| 2/23 | at Texas A&M | 21 pts/15 rebs |
| 2/26 | Kentucky | 25 pts/10 rebs |
| 3/19 | Arizona State | 21 pts/11 rebs |

ALAINA COATES

Senior • Center

» Four-time All-SEC selection (two-time first team) and two-time SEC All-Defensive Team member (2015, 2017)

» Top 15 in the NATION in field goal percentage (4th, .670), rebounding (13th, 10.7) and is 22nd in double-doubles (15)

» NCAA Div. I active career leader in rebounds (1,230) and double-doubles (57)

» Third Gamecock all-time to reach 1,000-rebound plateau and sits in second in program history in career rebounds (1,230) ... First Gamecock since 1980-81 to amass 50 career double-doubles ... Her 57 are second-most in program history

» "Coates is better than she was a year ago because her face-up game is more powerful. She's not just a back-to-the-basket, offensive put-back kid. She can drive to the basket; she can knock down 12-footers." – Jimmy Dykes, Arkansas Head Coach

» "If I'm a WNBA GM, and I was picking one player in this senior class at the No. 1 pick, I wouldn't think twice – it'd be Alaina Coates. I just think she's that talented." – Matt Insell, Ole Miss Head Coach



The Staley Era

In her ninth season at the South Carolina helm, head coach Dawn Staley has guided the program to unprecedented success not just in the SEC but on the national stage as well. Staley led the program to its first ever No. 1 ranking in both the AP and USA Today/Coaches Poll. She also delivered the first SEC regular-season and tournament championships.

The Staley Era (2008-09 through present)

| | |
|---|---|
| Wins | |
| 30-Win Seasons (includes 2016-17)..... | 3 |
| 25-Win Seasons (includes 2016-17)..... | 6 |
| 20-Win Seasons (includes 2016-17)..... | 6 |
| Winning Seasons (includes 2016-17)..... | 8 |

National Rankings

| | |
|-----------------------------|----|
| Weeks in the AP Top 25..... | 97 |
| Weeks in the AP Top 10..... | 70 |
| Weeks in the AP Top 3..... | 42 |
| Weeks at AP No. 1..... | 12 |

Postseason

| | |
|---|---|
| NCAA Tournament Appearances (includes 2016-17)..... | 6 |
| NCAA Sweet 16s (includes 2016-17)..... | 5 |
| NCAA Final Fours..... | 1 |

In the SEC

| | |
|------------------------------------|---|
| Regular-Season Championships..... | 4 |
| Regular-Season Top 5 Finishes..... | 7 |
| Tournament Championships..... | 3 |
| Double-Digit Wins..... | 6 |

Pre-Staley in the SEC (1991-92 through 2007-08)

| | |
|----------------------|---|
| Wins | |
| 30-Win Seasons..... | 0 |
| 25-Win Seasons..... | 1 |
| 20-Win Seasons..... | 2 |
| Winning Seasons..... | 7 |

National Rankings

| | |
|-----------------------------|----|
| Weeks in the AP Top 25..... | 32 |
| Weeks in the AP Top 10..... | 6 |
| Weeks in the AP Top 3..... | 0 |
| Weeks at AP No. 1..... | 0 |

Postseason

| | |
|----------------------------------|---|
| NCAA Tournament Appearances..... | 2 |
| NCAA Sweet 16s..... | 1 |
| NCAA Final Fours..... | 0 |

In the SEC

| | |
|------------------------------------|---|
| Regular-Season Championships..... | 0 |
| Regular-Season Top 5 Finishes..... | 2 |
| Tournament Championships..... | 0 |
| Double-Digit Wins..... | 1 |

Pre-Staley All-Time (1974-75 through 2007-08)

| | |
|----------------------|----|
| Wins | |
| 30-Win Seasons..... | 1 |
| 25-Win Seasons..... | 3 |
| 20-Win Seasons..... | 9 |
| Winning Seasons..... | 21 |

National Rankings

| | |
|-----------------------------|-----|
| Weeks in the AP Top 25..... | 130 |
| Weeks in the AP Top 10..... | 31 |
| Weeks in the AP Top 3..... | 6 |
| Weeks at AP No. 1..... | 0 |

Postseason

| | |
|----------------------------------|---|
| NCAA Tournament Appearances..... | 8 |
| NCAA Sweet 16s..... | 3 |
| NCAA Final Fours..... | 0 |

In Conference (SEC and Metro 1983-84 thru 1990-91)

| | |
|------------------------------------|----|
| Regular-Season Championships..... | 5 |
| Regular-Season Top 5 Finishes..... | 10 |
| Tournament Championships..... | 3 |
| Double-Digit Wins..... | 5 |

In addition to their seven SEC rivals in the original field – Auburn, Kentucky, LSU, Mississippi State, Missouri, Tennessee and Texas A&M – the Gamecocks faced non-conference games against Duke, Hampton, Louisville, Ohio State, Texas, UCLA and UConn.

Fourth Follow-Up

South Carolina delivered on the preseason predictions of SEC coaches and media to win its fourth-straight SEC regular-season championship. The Gamecocks join Tennessee as the only programs to collect the title in four consecutive seasons. The Lady Vols went on to win a league-record seven consecutive titles (1998-2004).

SEC Tournament Rewind

South Carolina won its third-straight conference tournament for the first time in program history and joined Tennessee as the only programs to win three straight SEC Tournament championships, capturing the 2017 title in front of a largely home crowd at Bon Secours Wellness Arena in Greenville, S.C. The Gamecocks' three-year sweep of regular-season and tournament titles from 2015 through 2017 matches the Lady Vols' stretch from 1993 to 2000 as well.

In the 2017 tournament, junior forward A'ja Wilson drew Tournament MVP honors behind her 19.7 points and 8.0 rebounds per game. In the title game, she posted seven points and eight rebounds in the fourth quarter to power the Gamecocks to the win. Junior guard Kaela Davis also earned All-Tournament honors, putting together her most efficient offensive games of the season with 16.3 points per game on 50.0 percent field goal shooting, including 5-of-7 from 3-point range. As a team, the Gamecocks brought home the trophy behind a pair of wins over ranked opponents and topped their three opponents by an average of 15.3 points. Defensively, they held their quarterfinal and championship game opponents – Georgia and Mississippi State, respectively – to under 50 points.

Senior Moments

The Gamecocks' 2017 Senior Class is now the most victorious four-year class in program history both overall

with 126 wins and in SEC regular-season action at 59 victories en route to four straight conference titles. The class of Alaina Coates and Tiffany Davis took the lead from the 2016 class' 121 wins with its SEC Tournament semifinal victory over Kentucky (Mar. 4).

Neutral Stance

The Gamecocks are 115-83 all-time on a neutral court, including a 51-43 mark in postseason contests. South Carolina head coach Dawn Staley is 37-17 in games played at neutral sites, including a 21-12 slate in the postseason.

Ranked Readings

Under head coach Dawn Staley, South Carolina is 47-45 against nationally ranked opponents, including an 18-17 mark at Colonial Life Arena. That overall record is skewed by the early seasons of her tenure as the Gamecocks are 32-6 versus ranked foes since the start of the 2014-15 campaign. South Carolina is 14-4 against top-10 opponents during that time.

Staley's Gamecocks are 16-14 against ranked opponents on their home courts after winning seven of the last eight road games against ranked foes and 12 of the last 17 such contests dating back to the start of 2013-14.

This season, the Gamecocks' 9-1 record against ranked foes includes just three home games and three neutral-site contests. South Carolina is 5-1 against top-10 opponents this season with two of those games played at Colonial Life Arena. The most ranked wins in a season in program history is 13, claimed by the 2015-16 squad and included five over top-10 teams.

SEC Stories

Head coach Dawn Staley has steadily lifted the Gamecocks' national profile by building the Gamecocks into a consistent SEC contender with four straight regular-season titles, shirking decades of difficulty in the nation's best women's basketball conference.

In her ninth season at the helm, Staley boasts a 97-45 (.683) SEC regular-season record and has finished outside the league's top five just twice – an unprecedented achievement for a program that had finished INSIDE

the top five only two times in the previous 17 seasons. Staley's 97 wins include six seasons of double-digit league victories – 10 in 2012; 11 in 2013; an SEC-best 14 in 2014, 15 in 2015 and 16 in 2016; and 14 in 2017 – and account for 60.2 percent of the program's all-time 161 league wins.

Staley's SEC regular-season record includes a 53-19 (.736) mark at home and a 44-26 (.629) slate on the road.

Rankings Review

Ranked third in this week's AP Poll, the Gamecocks are in the midst of the nation's third-longest active top-10 ranking streak (70), trailing just UConn (233) and Notre Dame (126) and well ahead of fourth-place Baylor (53). South Carolina has appeared in the top 25 in each of the last 92 AP Polls.

In the Staley era, South Carolina has collected 54 top-five rankings in the AP Poll, including 44 weeks in the top three and 12 weeks at No. 1.

Tough Task

Head coach Dawn Staley did not shy away from a challenging schedule this season, despite having to replace five seniors, including three starters, from last season's squad. The Gamecocks' overall regular-season schedule ranked the seventh-toughest in the nation based on opponent winning percentage (.635).

The slate included 12 games against teams ranked in the AP Top 25 this week, including four against this week's top-10 teams. Just three of those 12 games were home games for the Gamecocks.

National Recognition

The Gamecocks' frontcourt of senior Alaina Coates and junior A'ja Wilson has captured national attention all season long, beginning with espnW naming them the No. 9 and No. 1 player in the nation, respectively, coming into the 2016-17 campaign and the WBCA naming both regional finalists for its All-America Team.

Named to ESPN's All-America First Team last week, Wilson continues to be in the running for national player of the year honors as a member of the Wooden National Ballot and a Naismith Trophy and Wade Trophy Finalist.

Coates is also in the running for All-America status, ranking among the nation's top 20 in field goal percentage (3rd), rebounding (12th) and double-doubles (19th). She was on the Wooden Award and Naismith Trophy late-season watch lists.

Basketball and Books

Junior guard Kaela Davis was named to the CoSIDA Academic All-District 4 First Team for her dual excellence on the court and in the classroom. Her selection marks the fourth-straight season a Gamecock has made an the team, and she is the eighth Gamecock all-time to earn the honors.

Trust the Process

While South Carolina entered the season with lofty expectations based on its roster, head coach Dawn Staley knew that it would take time for her team to learn to play its best together. Through all the ups and downs, she encouraged them to trust the process of establishing their strengths and how they best suit the team.

The Gamecocks seem to be rounding into form just in time for a postseason run, both individually and as a unit. The team's field goal percentage jumped from .466 in 2016 to .476 in SEC play and has skyrocketed to 52.4 percent in the postseason.

Individually, junior forward A'ja Wilson lifted her scoring average from 16.4 points in 2016 to 18.2 in SEC action. She elevated again in the postseason,

ALLISHA GRAY

Junior • Guard



» Dawn Staley Award Midseason and Naismith Trophy Top 50 Preseason Watch Lists

» 21st in SEC in scoring – 12.9 ppg – on 51.1% FG ... second on team with 26 double-figure scoring games, including all three NCAA Tournament games

» In SEC play – 13.0 ppg (20th), 4.7 rpg, 1.5 spg

» Averages 4.8 rebounds (16 games of five or more), 2.6 assists (9 games of 4 or more)

» Difference-maker in 2nd half of tight-game victories – 9.7 ppg, 61.7% FG

» Kicked off Gamecock career with 24 points at #7/6 Ohio State (Nov. 14) that included 10-of-18 FGs

» Found success in power forward spot against Georgia (Jan. 12) and LSU (Jan. 15) to grab tough rebounds and hit free throw to seal win over the Lady Bulldogs

» Poured in 16 third-quarter points against #4/4 Mississippi State (Jan. 23) to pull Gamecocks out of seven-point halftime deficit then sprinted to defend breakaway layup that kept team in front in final minute

pouring in 20.3 points per game, including 26 in the SEC Tournament semifinal against #20/24 Kentucky and 24 in the Sweet 16 game against Quinnipiac. Similarly, freshman Tyasha Harris came into her own in 2017. Averaging 4.6 points, 2.2 assists and 20.1 minutes in 2016, she turned in 5.9 points, 3.8 assists and 28.3 minutes per SEC contest. In postseason action, she has posted 4.2 assists per game to go with 52.6 percent shooting in 26.5 minutes per game. The most recent improvement came from junior guard Kaela Davis, who had struggled down the stretch of SEC action, averaging 12.2 points on 36.5 percent shooting, to bounce back with 17.2 points per postseason game on 48.6 percent shooting, including 53.8 percent from

3-point range. Three of her seven 20-point games this season have come in postseason action. For the ever-steady Allisha Gray, her offense has remained the same in the postseason with 12.8 points per game, but she has helped fill the rebounding void left by Alaina Coates, grabbing 6.5 rebounds per game in the postseason compared to her 4.4 rebounding averaging entering the SEC Tournament.

Diversified Assets

Five different Gamecocks have led the team in scoring at least once this season, led by A'ja Wilson's 20 games. Six have been the team's top rebounder – a list paced by Alaina Coates' 20. Even more diverse is the collection of assist leaders. While dominated by freshman point guard Tyasha Harris at 14, there are nine total Gamecocks who have led the team in at least one game.

League Legends

The Gamecocks are the only team in the nation to boast two former WNBA All-Stars on their coaching staff in head coach Dawn Staley and assistant coach Nikki McCray-Penson. Five other programs tout multiple WNBA alums – Miami, Notre Dame, Penn State, Texas and Vanderbilt – but only Beth Cunningham at Notre Dame and Tina Thompson at Texas earned All-Star status at least once in their time in the league.

South Carolina has the added bonus of its other two coaches – associate head coach Lisa Boyer and assistant coach Fred Chmiel – having WNBA coaching experience.

U-S-A! U-S-A!

South Carolina head coach Dawn Staley was named head coach of the U.S. Women's National Team, USA Basketball announced on March 10. She becomes 15th head coach for the squad and the first African-American.

Second Effort

South Carolina has found itself in a single-digit game at halftime 15 times this season. The Gamecocks were in the lead in nine of those games, tied once and trailed five times – two of which they came back to win (Mississippi State, Jan. 23; Arizona State, Mar. 19).

A look at the breakdown of the 11 victories in those

Games Led Team In...

(Tied for team lead in each category included)

| Scoring | 2016-17 | Career | Record |
|---------------------|---------|--------|--------|
| A'ja Wilson | 20 | 50 | 44-6 |
| Alaina Coates | 9 | 28 | 26-2 |
| Kaela Davis | 6 | 6 | 6-0 |
| Bianca Cuevas-Moore | 2 | 5 | 5-0 |
| Allisha Gray | 2 | 2 | 2-0 |

| Rebounding | 2016-17 | Career | Record |
|---------------------|---------|--------|--------|
| Alaina Coates | 20 | 78 | 72-6 |
| A'ja Wilson | 12 | 35 | 32-3 |
| Allisha Gray | 4 | 4 | 3-1 |
| Doniyah Cliney | 2 | 2 | 2-0 |
| Kaela Davis | 1 | 1 | 0-1 |
| M. Herbert Harrigan | 1 | 1 | 1-0 |

| Assists | 2016-17 | Career | Record |
|---------------------|---------|--------|--------|
| Tyasha Harris | 14 | 14 | 14-0 |
| Kaela Davis | 7 | 7 | 7-0 |
| Allisha Gray | 7 | 7 | 5-2 |
| Bianca Cuevas-Moore | 6 | 17 | 16-1 |
| Alaina Coates | 3 | 6 | 6-0 |
| A'ja Wilson | 3 | 4 | 4-0 |
| Doniyah Cliney | 2 | 2 | 2-0 |
| Araion Bradshaw | 1 | 1 | 1-0 |
| M. Herbert Harrigan | 1 | 1 | 1-0 |

| Miscellaneous Stats | | | |
|-----------------------|----------------|---------------|---------------|
| Triple-Doubles | 2016-17 | Career | Record |
| Alaina Coates | 0 | 1 | 1-0 |
| Double-Doubles | 2016-17 | Career | Record |
| Alaina Coates | 15 | 57 | 54-3 |
| A'ja Wilson | 9 | 28 | 26-2 |
| Kaela Davis | 1 | 1 | 1-0 |
| Allisha Gray | 1 | 1 | 1-0 |
| 30+ Points | 2016-17 | Career | Record |
| Kaela Davis | 1 | 1 | 1-0 |
| A'ja Wilson | 1 | 1 | 1-0 |
| 20+ Points | 2016-17 | Career | Record |
| A'ja Wilson | 13 | 25 | 23-2 |
| Kaela Davis | 7 | 7 | 7-0 |
| Alaina Coates | 4 | 16 | 15-1 |
| Allisha Gray | 3 | 3 | 3-0 |
| Bianca Cuevas-Moore | 1 | 3 | 3-0 |
| 10+ Points | 2016-17 | Career | Record |
| A'ja Wilson | 30 | 87 | 78-9 |
| Allisha Gray | 26 | 26 | 23-3 |
| Alaina Coates | 19 | 91 | 87-4 |
| Kaela Davis | 21 | 21 | 19-2 |
| Bianca Cuevas-Moore | 11 | 27 | 25-2 |
| M. Herbert Harrigan | 5 | 5 | 5-0 |
| Tyasha Harris | 4 | 4 | 4-0 |
| Doniyah Cliney | 1 | 2 | 2-0 |
| Tiffany Davis | 0 | 1 | 1-0 |
| 10+ Rebounds | 2016-17 | Career | Record |
| Alaina Coates | 17 | 66 | 63-3 |
| A'ja Wilson | 9 | 29 | 27-2 |
| Kaela Davis | 2 | 2 | 2-0 |
| M. Herbert Harrigan | 1 | 1 | 1-0 |
| Allisha Gray | 1 | 1 | 1-0 |
| 5+ Assists | 2016-17 | Career | Record |
| Tyasha Harris | 11 | 11 | 10-1 |
| Allisha Gray | 5 | 5 | 4-1 |
| Bianca Cuevas-Moore | 3 | 9 | 9-0 |
| Kaela Davis | 3 | 3 | 3-0 |
| Doniyah Cliney | 2 | 2 | 2-0 |
| Araion Bradshaw | 1 | 1 | 1-0 |
| A'ja Wilson | 1 | 1 | 1-0 |
| Alaina Coates | 0 | 1 | 1-0 |
| 5+ Steals | 2016-17 | Career | Record |
| Bianca Cuevas-Moore | 2 | 3 | 3-0 |
| Allisha Gray | 1 | 1 | 1-0 |
| A'ja Wilson | 1 | 1 | 109 |
| Tiffany Davis | 0 | 1 | 1-0 |
| 5+ Blocks | 2016-17 | Career | Record |
| A'ja Wilson | 3 | 10 | 9-1 |
| Alaina Coates | 0 | 4 | 4-0 |

2016-17 Scoring Differentials

| | |
|--|---|
| Largest lead in a win | by 57 (93-36), 4th-1:37, vs. Saint Peter's, 11/22 |
| Largest deficit overcome to win | by 11 (33-44), 3rd-8:06, vs. Arizona State, 3/19/17 |
| Largest lead given up in a loss | by 11 (16-5), 1st-3:46, at Duke, 12/4 |
| Largest deficit in a loss | by 16 (50-66), 4th-2:15, at UConn, 2/13 |

KAELA DAVIS

Junior • Guard

» CoSIDA Academic All-District 4

» Explosive scorer, athletic, capable of playing variety of spots

» Averaged 16.3 points on 50.0 percent shooting in SEC Tournament to earn spot on All-Tournament Team

» Burst into Carolina career with 37 points at #7/6 Ohio State (Nov. 14) most points ever by Gamecock vs. ranked opponent

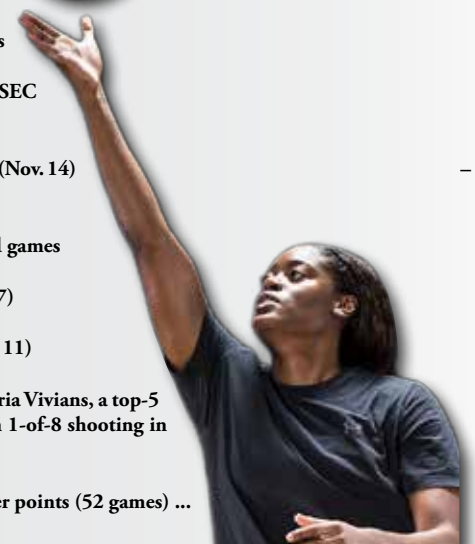
» 7 20-point games, 21 games of 10+ points, 2 10+ rebound games

» 24th in SEC in scoring (12.2 ppg) and 7th in 3s/game (1.7)

» Shot 6-of-10 from 3-point range against Minnesota (Dec. 11)

» Called her own number to defend Mississippi State's Victoria Vivians, a top-5 scorer in the SEC, in 2nd half, limiting her to five points on 1-of-8 shooting in final 20 minutes of tight Gamecock victory (Jan. 23)

» Fastest player in Georgia Tech history to reach 1,000 career points (52 games) ... Two-time First-Team All-ACC selection



games, which the Gamecocks ended up winning by 10.5 points per game:

| Half | PPG | FG% | 3FG% | FT/Half | Paint |
|------|------|------|------|---------|-------|
| 1st | 33.8 | .428 | .222 | 7.8 | 202 |
| 2nd | 40.2 | .463 | .397 | 12.8 | 180 |

The Gamecock making the biggest leap when it comes down to winning is junior guard Allisha Gray. In the 11 wins, the quiet scorer who is always ready to do whatever the team needs, lifted her scoring average from 4.0 points per first half to 9.7 per second half and her field goal percentage from .364 (16-of-44) to .617 (37-of-60), which includes a 3-point range jump from 11.1 percent (1-of-9) to 41.7 percent (5-of-12).

Offensive Operation

Head coach Dawn Staley is often thought of as a defensive coach, but she has steadily built an efficient offensive team over the last few seasons. In the last three seasons, the Gamecocks have twice ranked among the nation's top 20 in points per game – 20th, 77.2 ppg this season and 18th, 75.9 ppg in 2014-15 – and among the top 10 in field goal percentage – eighth, .477 this season and fourth, .484 in 2014-15.

Looking across the more level playing field of games against ranked opponents, here's a look at the offense's growth over the last four seasons:

| Season | PPG | FG% | Pts/Poss |
|---------|------|------|----------|
| 2016-17 | 77.2 | .477 | 1.11 |
| 2015-16 | 71.1 | .441 | 0.97 |
| 2014-15 | 65.8 | .419 | 0.97 |
| 2013-14 | 65.7 | .438 | 0.93 |

They're Free, Take Two!

South Carolina ranks among the nation's top five in free throws attempted (5th, 764) and made (5th, 547). The Gamecocks average 16.1 made free throws per game, while opponents average just 13.9 ATTEMPTS.

In 13 games this season, at least 25.0 percent of the Gamecocks' points have come from the free throw line, including six of the nine wins over nationally ranked opponents. Free throws accounted for a season-high 39.5 percent (30-76) of the Gamecocks' points at #14/15 Texas (Dec. 1).

Location, Location, Location

The Gamecocks average 38.6 points in the paint this season, making up 50.0 percent of their offense. Only three opponents have out-scored South Carolina in the paint this season – Duke (42-32, 12/3/16), Tennessee (38-26, 1/20/17) and UConn (34-26, 2/13/17). The Gamecocks are out-pacing their opponents in that space by 14.6 points per game. Their interior advantage has been at least 20 points 13 times, including twice with a season-high 44 – against Maine (Nov. 21) and UNC Asheville (Mar. 17).

Interestingly, the Gamecocks' paint production increased in the seven games that senior center Alaina Coates has missed with her injury, going from 38.1 points per game to 40.6 per game without her.

Blocking Scheme

South Carolina leads the SEC and ranks 15th in the nation with 5.6 blocked shots per game and have blocked double-digit shots twice this season – 11 vs. Clemson (Dec. 15), 10 vs. Alabama (Jan. 1). The two driving forces of that defensive movement are also the program's all-time career blocked shot leaders – A'ja Wilson (247) and Alaina Coates (210).

Wilson broke the program's career blocks record earlier this season (vs. Saint Peter's, Nov. 22) but could hardly celebrate with Coates nipping at her heels. Wilson is second in the SEC and 23rd in the nation with 2.5 blocks per game. Coates is at 1.4 per game for sixth in the league, and freshman Mikiah Herbert Harrigan is

Team Specialty Stats

South Carolina-Opponent

| | Pts. in Paint | Pts. Off TOs | 2nd Chance Pts | Fast Break Pts |
|---------------|---------------|--------------|----------------|----------------|
| 11/14 at OSU | 44-30 | 16-17 | 13-12 | 18-12 |
| 11/20 HU | 46-20 | 35-2 | 23-7 | 12-3 |
| 11/21 Maine | 52-8 | 20-7 | 14-2 | 11-0 |
| 11/22 SPU | 50-14 | 30-8 | 17-9 | 26-0 |
| 11/27 vs. UL | 40-24 | 18-15 | 20-5 | 14-2 |
| 12/1 at Texas | 34-30 | 14-7 | 14-16 | 2-8 |
| 12/4 at Duke | 32-42 | 18-28 | 14-15 | 9-12 |
| 12/11 Minn. | 42-12 | 12-11 | 20-21 | 18-9 |
| 12/15 Clem. | 50-26 | 10-6 | 21-8 | 13-4 |
| 12/18 UCLA | 40-34 | 5-15 | 19-12 | 8-14 |
| 12/21 at SSU | 42-8 | 21-4 | 22-5 | 20-4 |
| 1/1 Ala. | 54-14 | 36-14 | 18-5 | 19-6 |
| 1/5 at Aub. | 22-18 | 9-15 | 9-12 | 4-2 |
| 1/8 at Fla. | 44-34 | 21-14 | 23-15 | 8-6 |
| 1/12 UGa | 24-24 | 14-11 | 9-17 | 12-6 |
| 1/15 at LSU | 38-24 | 20-10 | 13-8 | 8-4 |
| 1/19 Miss. | 38-30 | 22-6 | 14-4 | 6-6 |
| 1/23 MSU | 32-32 | 13-12 | 15-13 | 2-4 |
| 1/26 at UGa | 20-18 | 13-10 | 9-5 | 6-2 |
| 1/30 Tenn. | 26-38 | 7-12 | 8-9 | 8-18 |
| 2/2 at UK | 34-20 | 15-15 | 11-10 | 2-4 |
| 2/5 at Ark. | 40-18 | 22-15 | 15-15 | 9-2 |
| 2/9 Aub. | 34-6 | 12-8 | 14-3 | 4-0 |
| 2/13 at UConn | 26-34 | 15-19 | 12-16 | 2-12 |
| 2/16 Vandy | 50-10 | 24-7 | 9-18 | 18-6 |
| 2/19 at Mizz. | 32-30 | 26-19 | 7-11 | 4-4 |
| 2/23 at TAM | 54-22 | 18-7 | 7-5 | 18-4 |
| 2/26 UK | 42-32 | 11-5 | 8-10 | 2-17 |
| 3/3 vs. UGa | 22-22 | 22-11 | 8-7 | 0-0 |
| 3/4 vs. UK | 48-46 | 11-10 | 6-18 | 4-0 |
| 3/5 vs. MSU | 30-30 | 12-15 | 2-13 | 4-2 |
| 3/17 UNCA | 60-16 | 23-4 | 24-11 | 24-2 |
| 3/19 ASU | 32-31 | 15-14 | 13-14 | 7-7 |
| 3/25 vs. QU | 38-18 | 20-18 | 10-3 | 8-2 |
| Season Avg. | 38.6-24.0 | 17.6-11.5 | 13.6-10.4 | 9.7-5.4 |
| SEC Avg. | 36.5-23.1 | 17.7-11.2 | 11.8-10.0 | 8.1-5.7 |

Starters vs. Bench Points

| | SC Starters | Opp. Starters | SC Bench | Opp. Bench |
|---------------|-------------|---------------|----------|------------|
| 11/14 at OSU | 85 | 76 | 7 | 4 |
| 11/20 HU | 71 | 23 | 21 | 15 |
| 11/21 Maine | 53 | 16 | 26 | 26 |
| 11/22 SPU | 68 | 28 | 25 | 10 |
| 11/27 vs. UL | 68 | 34 | 15 | 25 |
| 12/1 at Texas | 64 | 47 | 12 | 20 |
| 12/4 at Duke | 60 | 62 | 3 | 12 |
| 12/11 Minn. | 59 | 37 | 39 | 21 |
| 12/15 Clem. | 68 | 43 | 15 | 18 |
| 12/18 UCLA | 56 | 46 | 10 | 11 |
| 12/21 at SSU | 48 | 22 | 22 | 8 |
| 1/1 Ala. | 72 | 33 | 21 | 12 |
| 1/5 at Aub. | 46 | 34 | 27 | 13 |
| 1/8 at Fla. | 70 | 50 | 11 | 12 |
| 1/12 UGa | 41 | 49 | 25 | 14 |
| 1/15 at LSU | 76 | 55 | 8 | 6 |
| 1/19 Miss. | 50 | 39 | 15 | 7 |
| 1/23 MSU | 61 | 41 | 3 | 20 |
| 1/26 at UGa | 46 | 34 | 16 | 10 |
| 1/30 Tenn. | 56 | 68 | 18 | 8 |
| 2/2 at UK | 65 | 56 | 10 | 7 |
| 2/5 at Ark. | 60 | 18 | 19 | 31 |
| 2/9 Aub. | 56 | 22 | 4 | 19 |
| 2/13 at UConn | 44 | 59 | 11 | 7 |
| 2/16 Vandy | 60 | 25 | 22 | 26 |
| 2/19 at Mizz. | 46 | 54 | 14 | 8 |
| 2/23 at TAM | 63 | 63 | 17 | 1 |
| 2/26 UK | 74 | 69 | 21 | 18 |
| 3/3 vs. UGa | 53 | 38 | 19 | 10 |
| 3/4 vs. UK | 71 | 77 | 18 | 0 |
| 3/5 vs. MSU | 51 | 30 | 8 | 19 |
| 3/17 UNCA | 68 | 38 | 22 | 2 |
| 3/19 ASU | 62 | 57 | 9 | 11 |
| 3/25 vs. QU | 78 | 37 | 22 | 21 |
| Season Avg. | 61.2 | 43.5 | 16.3 | 13.3 |
| SEC Avg. | 58.9 | 44.4 | 15.7 | 13.2 |

TYASHA HARRIS

Freshman • Guard

- » SEC All-Freshman Team
- » Poise and command of the point guard position moved her into permanent starting role at beginning of SEC play
- » Sixth among nation's freshmen in assist-to-turnover ratio (2.1)
- » In postseason play, handing out 4.2 assists per game
- » In SEC play, ranked ninth in assists per game (3.8), 4th in assist-to-turnover ratio (2.4) – both are best among league freshmen
- » 11 games handing out five or more assists, including four vs ranked teams
- » In 10 games against ranked opponents, averaged 3.5 assists and continued poise with 2.1 assist-to-turnover ratio
- » Scored in double figures four times, including at #14/15 Texas (Dec. 1)
- » Dished out six assists in first career start (Minnesota, Dec. 11), first career SEC start (Alabama, Jan. 1) and in SEC Tournament debut (Georgia, Mar. 3) and posted seven in NCAA Tournament debut



following in her frontcourt mentors' footsteps, ranking 11th in the league with 1.1 blocks per game, which includes three games of three or more blocks.

To Three, or Not to Three

South Carolina added a pair of outside threats with junior transfers Kaela Davis and Allisha Gray, but the Gamecocks' offensive strategy continues to center on the paint. In fact, the addition of the outside weapons has made South Carolina less reliant on the 3-point shot for scoring this season than last.

This season's 177 3s account for 20.2 percent of the Gamecocks' total offense, which is LESS than last season when the 190 3s made up 22.1 percent of the offense.

Interestingly, reliance on outside shooting decreases dramatically against ranked opponents. In 10 games against top-25 foes this season, South Carolina's 38 3-pointers made up just 15.1 percent of its 754 points, which is much lower than the 18.0 percent of the offense in 15 games against ranked foes last season.

The seven-game absence of one of the Gamecocks' All-America frontcourt starters also did not increase the Gamecocks' desire to line it up from outside the arc. In the two games without Wilson and five others without Coates in the lineup, 20.3 percent of South Carolina's points came from long range compared to 20.2 percent in the games both have played.

20/20 Vision

Five different Gamecocks have recorded at least one 20-point game this season – A'ja Wilson (13), Kaela Davis (7), Alaina Coates (4), Allisha Gray (3) and Bianca Cuevas-Moore (1) – across 20 games this season. Two Gamecocks have reached that mark in the same game seven times, marking the most such games in a season since the 1985-86 season also saw seven such games. In the 1988-89 campaign had 10 games with multiple 20-point scorers.

Four x 1,000

South Carolina boasts four 1,000-point scorers on this season's roster, led by junior transfer Kaela Davis (1,678 – includes 1,246 at Georgia Tech). Senior center

Alaina Coates (1,603) is next in line with juniors A'ja Wilson (1,589) and Allisha Gray (1,493 – includes 1,053 at North Carolina) just behind.

Helping Hands

South Carolina head coach Dawn Staley likes to say that with good movement, the ball will find who is supposed to shoot it on any given possession. With four 1,000-point scorers on this season's team, many observers wondered how the quartet would abide that philosophy.

Returns are good as the Gamecocks are second in the SEC with 15.4 assists per game and have assisted on at least half their field goals 27 times in 34 games, including four games assisting on at least two-thirds of their made baskets – vs. Minnesota (Dec. 11), at Auburn (Jan. 5), at Kentucky (Feb. 2) and against Auburn (Feb. 9).

Of the Gamecocks' 15.4 assists per game, the quartet of 1,000-point scorers account for 7.5 assists per game of that average with Allisha Gray leading the group at 2.6 and Kaela Davis handing out 2.3 per game.

Freshman point guard Tyasha Harris moved into the team lead in the category against Tennessee (Jan. 30) and now has 11 games of five or more assists to average 3.3, which ranks 14th in the league. Her 2.1 assist-to-turnover ratio is fifth-best in the conference and 55th in the nation – sixth among the country's freshmen. In SEC action, the first-year guard was ninth with 3.8 assists per game while holding fourth in assist-to-turnover ratio at 2.4.

Quarter Breakdown

Through 34 games this season, South Carolina has out-scored its opponent in all but 33 quarters. The Gamecocks have out-paced their opponent by double digits 37 times in the 136 quarters, including a season-high differential of 25 points (37-12) in the first quarter against Saint Peter's (Nov. 22). In SEC action, the 23-point advantage in the first quarter at Auburn (Jan. 5) was a season high.

South Carolina has shot at least 50.0 percent from the field 64 times in its 136 quarters of action, including 14 of the last 20 quarters. The Gamecocks shot a season-

best 81.3 percent in the third quarter of their NCAA Sweet 16 game against Quinnipiac (Mar. 25). South Carolina's 37 points in the first quarter against Saint Peter's are the most for the program since the NCAA went to the format for the 2015-16 season.

Defensively, South Carolina has held an opponent to single digits in a quarter 30 times this season, including six quarters of five or fewer points. An opponent has shot 20.0 percent or less from the field in 26 quarters, including four under 10.0 percent (6.3% by Vanderbilt, 4th qtr., 2/16/17; 7.1% by Florida, 2nd qtr., 1/8/17; 8.3% by Auburn, 4th qtr., 1/5/17; 6.7% by UNC Asheville, 3rd qtr., 3/17/17).

Here's a more detailed look at the quarter-by-quarter production for the Gamecocks this season:

| Qtr. | SC/Opp Avg. Pts | SC/Opp FG% | Avg. Pts. Margin |
|------|--------------------|---------------|---------------------|
| 1 | 20.0/13.1 | .471/.352 | +6.9 |
| 2 | 19.6/14.3 | .489/.377 | +5.4 |
| 3 | 19.1/14.1 | .507/.341 | +5.0 |
| 4 | 18.5/15.4 | .437/.355 | +3.1 |

Individually, junior guard Kaela Davis leads the Gamecocks with seven double-digit scoring quarters and has the highest-scoring quarter this season with 19 points in the first at Auburn (Jan. 5). A'ja Wilson has six double-digit scoring quarters with Allisha Gray just behind at five. Alaina Coates has posted three and Bianca Cuevas-Moore has recorded one.

Fresh Faces

Five new Gamecocks joined the fold this season with the four freshmen taking the court right away. Junior forward Alexis Jennings will sit out this season due to NCAA transfer rules.

Guard Tyasha Harris (Noblesville, Ind.) headlines the freshman class, coming off a summer spent helping the U.S. to its seventh-straight gold medal in the FIBA U18 Americas Championship. Araion Bradshaw (Hyde Park, Mass.) and Victoria Patrick (Orlando, Fla.) join her in the guard spot. Bradshaw is point guard with good court vision, and Patrick comes in as a scorer to help stretch the floor. Forward Mikiah Herbert Harrigan rounds out the class, bringing athleticism, speed and

THE GAMECOCKS' TWIN TOWERS

Junior
A'ja
Wilson

» "We knew exactly what they were going to do, and we still couldn't stop it. They imposed their will with their inside game. I do think they have the best front line in the country, and they did a good job playing to their strengths." – Cori Close, UCLA Head Coach

» "They're a really powerful team. They are extremely talented, so gifted, and in our league there are some teams that maybe have some size and some big kids. But Wilson and Coates are just a different level of athletes." – Matthew Mitchell, Kentucky Head Coach

» "Their length and size, and the skill of those two kids – Wilson and Coates. They don't drop balls' they get them, hit easy stick-backs. Their tough. They can move. They can run. There's not another team in the country that can put two on the floor like that." – Jimmy Dykes, Arkansas Head Coach

» "We got a little lost [defensively] when Wilson would drive to the basket, but she's unbelievable." – Holly Warlick, Tennessee Head Coach

» "[Coates] has a motor like I haven't seen in a long time. She doesn't worry about who [they're] playing. She just does it right because that's what you're supposed to do. I watch them on film; they're up 30 at the half, and she sprinting the floor every single time." – Jeff Walz, Louisville Head Coach

Senior
Alaina
Coates



perimeter shooting to the team.

The quartet combines to play 51.4 minutes per game, while contributing 11.9 points per game. Harris leads the group in both minutes at 25.5 per game and in scoring (5.2 ppg). She was also the first of the group to earn a starting spot (Dec. 11 vs. Minnesota). Herbert Harrigan is just behind Harris in scoring with 5.1 points per game and earned the start against Georgia (Jan. 15), creating the first freshman tandem in a Gamecock starting lineup since the 2009-10 season.

Great Gamecock Fans

With over 10,000 season-ticket holders for the second-straight season, South Carolina leads the nation in average attendance at 12,853 and is the only program drawing at least 10,000 fans per game.

The Gamecocks have posted the highest average attendance at the end of the last two seasons and enjoyed steady fan growth over the last five years – 3,952 in 2012-13; 6,371 in 2013-14; 12,293 in 2014-15; 14,364 in 2015-16.

This is 30

With 30-point games already this season by juniors Kaela Davis (37 at #7/6 Ohio State, 11/14) and A'ja Wilson (31 at #14/15 Texas, 12/1), the Gamecocks have the most 30-point games in a season since 2002-03 when Jocelyn Penn recorded three such outings, none of which were against a ranked opponent.

The program record for 30-point games in a season is six with the most recent coming in 1994-95. In each of the three seasons with six 30-point games, every game was recorded by the same Gamecock. Shannon Johnson posted six in 1994-95 to duplicate her effort in 1993-94. Beth Hunt originally set the record with her six 30-point games in the 1989-90 campaign. The only 30-point outing against a ranked opponent in those three seasons was Beth Hunt's 34-point showing in a losing effort at then-No. 18 Southern Miss.

Individually, only eight 30-point games by a Gamecock have come against ranked opponents, including this season's showings from Davis and Wilson. Davis' 37 points is the most in a game against a ranked opponent and was the first since Johnson netted 35 against then-#5 Tennessee on Feb. 15, 1996, which until Davis' 37 was the highest-scoring game against a

2016-17 Roster

| No. | Name | Pos. | Ht. | Yr. | Hometown/Last School |
|-----|-------------------------|------|------|-----|--------------------------------------|
| 0 | Victoria Patrick | G | 5-8 | Fr. | Orlando, Fla./Edgewater |
| 1 | Bianca Cuevas-Moore | G | 5-6 | Jr. | Bronx, N.Y./Nazareth Regional |
| 3 | Kaela Davis | G | 6-2 | Jr. | Suwanee, Ga./Georgia Tech |
| 4 | Doniyah Cliney | G | 6-0 | So. | Newark, N.J./Malcolm X Shabazz |
| 10 | Allisha Gray | G | 6-0 | Jr. | Sandersville, Ga./North Carolina |
| 12 | Araion Bradshaw | G | 5-6 | Fr. | Boston, Mass./Tabor Academy |
| 15 | Tiffany Davis | G | 5-7 | Sr. | Houston Texas/Westbury Christian |
| 21 | Mikiah Herbert Harrigan | F | 6-2 | Fr. | Pembroke Pines, Fla./Flanagan |
| 22 | A'ja Wilson | F | 6-5 | Jr. | Hopkins, S.C./Heathwood Hall |
| 35 | Alexis Jennings* | F | 6-2 | Jr. | Madison, Ala./Kentucky |
| 41 | Alaina Coates | C | 6-4 | Sr. | Irmo, S.C./Dutch Fork |
| 52 | Tyasha Harris | G | 5-10 | Fr. | Noblesville, Ind./Heritage Christian |

* indicates will sit out 2016-17 due to NCAA transfer rules

Head Coach: Dawn Staley

Assoc. Head Coach: Lisa Boyer; **Assistant Coaches:** Nikki McCray-Penson, Fred Chmiel

Director of Coaching Offensive Analytics: Melanie Balcomb

ranked opponent in program history.

Here's a list of the Gamecocks' individual 30-point games against a ranked opponent:

| Pts. | Player | Opp. | Date |
|------|--------------|-------------------|----------|
| 37 | K. Davis | at #7/6 Ohio St. | 11/14/16 |
| 35 | S. Johnson | #5 Tennessee | 2/15/96 |
| 34 | B. Hunt | #18 Southern Miss | 1/29/90 |
| 32 | S. Johnson | #2 Tennessee | 2/8/94 |
| 32 | Ma. Williams | #22 Florida St. | 2/4/91 |
| 32 | K. Anderson | vs. #14 Memphis | 3/4/78 |
| 31 | A. Wilson | at #14/15 Texas | 12/1/16 |
| 30 | B. Southers | #19 Clemson | 12/3/83 |

USA Basketball Connection

At least one Gamecock has donned the red, white and blue for USA Basketball in each of the last three summers, and the group has helped six U.S. teams to five gold medals and one bronze in that time. Former Gamecock Tiffany Mitchell got the streak started with her FIBA 3x3 World Championship gold in 2014, which A'ja Wilson and Dawn Staley matched with a gold in the 2014 FIBA U18 Americas Championship. Staley went on to assist on USA Basketball's FIBA World Championship gold-medal team that same year. The next summer, Wilson and Staley claimed the 2015 FIBA U19 World Championship gold.

The most recent medals came from freshman Tyasha Harris who steered the U18 team to gold in the FIBA U18 Americas Championship and junior transfer Alexis Jennings, who brought home bronze from the 2016 FIBA 3x3 World Championship.

Gamecocks Coming Soon!

Head coach Dawn Staley signed four in the early signing period, highlighted by three ESPN Top-100 players.

Elisia (Lele) Grissett

Durham, N.C./Hillside • Wing • 6-1

A five-star player ranked No. 24 overall in the class, Grissett was an AP All-State First-Team selection in 2016. Her 21 points in the title game led Hillside to the 2017 PAC-6 championship, for which she earned conference player of the year honors. The athletic wing can drive, score through contact and attack the glass with an emerging perimeter game. She averaged 21.4 points, 11.0 rebounds, 3.4 assists, 2.9 steals and 2.7 blocks in 2016-17.

Bianca Jackson

Montgomery, Ala./Brewbaker Tech Magnet • Wing • 5-11

Ranked No. 54 overall in the class, Jackson is a three-time ASWA First-Team All-State selection and the daughter of the Alabama State men's and women's basketball coaches. The 2017 Alabama Gatorade Player of the Year, she averaged 24.8 points, 7.8 rebounds and 5.2 assists as a senior. Jackson became the second girls player in Montgomery Public Schools history to reach 2,000 career points. She is playing in the Alabama-Mississippi All-Star Game.

Haley Troup

Gadsden, Ala./Gadsden • Guard • 5-9

A First-Team ASWA 7A All-State selection as a junior, Troup is a combo guard who can handle the ball, pass with purpose in transition with a good shot off the dribble. She was the 2016 Gadsden Messenger Co-Player of the Year after averaging 17.9 points, 6.6 rebounds and 4.1 assists. She is playing in the Alabama-Mississippi All-Star Game.

LaDazhia Williams

Bradenton, Fla./Lakewood Ranch • Forward • 6-2

A five-star player ranked No. 47 overall in the class, Williams earned a spot in the 2016 USA Basketball U18 National Team Trials. She earned Sarasota Herald-Tribune 8A Player of the Year honors this season. The agile forward with a face-up game who can finish with either hand averaged 19.6 points and 9.0 rebounds for Lakewood Ranch. She is the school's all-time leading scorer and rebounding.

South Carolina's Record When...

| | vs. Ranked | SEC | Post Season | All |
|---|------------|------|-------------|------|
| Record..... | 9-1 | 14-2 | 6-0 | 30-4 |
| Playing a ranked opponent..... | 9-1 | 3-0 | 2-0 | 9-1 |
| Playing at home..... | 3-0 | 7-1 | 2-0 | 15-1 |
| Playing on the road..... | 3-1 | 7-1 | | 10-3 |
| Playing at neutral site..... | 3-0 | | 4-0 | 5-0 |
| Leading at half..... | 7-0 | 13-1 | 5-0 | 27-1 |
| Trailing at half..... | 1-1 | 1-1 | 1-0 | 2-3 |
| Tied at half..... | 1-0 | 0-0 | 0-0 | 1-0 |
| Playing an overtime game..... | 0-0 | 0-0 | 0-0 | 0-0 |
| 0 players score in double figures..... | 0-0 | | | 0-0 |
| 1 player scores in double figures..... | 0-0 | | | 0-0 |
| 2 players score in double figures..... | 2-0 | 2-1 | 1-0 | 3-1 |
| 3 players score in double figures..... | 2-1 | 6-0 | 3-0 | 13-2 |
| 4 players score in double figures..... | 3-0 | 3-1 | 2-0 | 8-1 |
| 5 players score in double figures..... | 2-0 | 3-0 | | 6-0 |
| More than 5 players in double figures..... | 0-0 | | | 0-0 |
| Starters out-score opponent's starters..... | 8-0 | 13-0 | 5-0 | 28-0 |
| Starters equal/exceed opponent team total..... | 5-0 | 10-0 | 4-0 | 22-0 |
| Opponent's starters score equal/more..... | 1-1 | 1-2 | 1-0 | 2-4 |
| Bench out-scores opponent's bench..... | 4-1 | 9-1 | 4-0 | 18-2 |
| Opponent's bench scores equal/more..... | 5-0 | 5-1 | 2-0 | 12-2 |
| No reserve scores in double figures..... | 4-0 | 8-1 | 3-0 | 16-2 |
| At least one reserve scores in double figures..... | 4-1 | 6-1 | 3-0 | 14-2 |
| More than one reserve scores in double figures..... | 0-0 | 0-0 | 0-0 | 0-0 |
| Shooting 50% or better..... | 3-0 | 7-0 | 3-0 | 13-0 |
| Shooting between 40-49%..... | 5-0 | 5-2 | 3-0 | 14-3 |
| Shooting between 30-39%..... | 1-1 | 2-0 | 0-0 | 3-1 |
| Shooting less than 30%..... | 0-0 | 0-0 | 0-0 | 0-0 |
| Opponent shoots 50% or better..... | 0-0 | 0-0 | 0-0 | 0-1 |
| Opponent shoots between 40-49%..... | 4-1 | 4-2 | 3-0 | 9-3 |
| Opponent shoots between 30-39%..... | 4-0 | 5-0 | 1-0 | 8-0 |
| Opponent shoots less than 30%..... | 1-0 | 5-0 | 2-0 | 13-0 |
| Shooting better than opponent..... | 9-0 | 12-0 | 6-0 | 28-0 |
| Shooting worse than/equal to opponent..... | 0-1 | 2-2 | 0-0 | 2-4 |
| Having more FTs made than opponent..... | 8-1 | 10-1 | 6-0 | 24-2 |
| Having equal/less FTs made than opponent..... | 1-0 | 4-1 | 0-0 | 6-2 |
| Out-rebounding opponent..... | 6-0 | 11-1 | 3-0 | 23-2 |
| Having equal/less rebounds than opponent..... | 3-1 | 3-1 | 3-0 | 7-2 |
| Having fewer TOs than opponent..... | 3-0 | 9-1 | 5-0 | 21-1 |
| Having equal or more TOs than opponent..... | 6-1 | 5-1 | 1-0 | 9-3 |
| Attempting more FT than 3FG..... | 8-0 | 11-2 | 5-0 | 24-2 |
| Attempting equal/less FT than 3FG..... | 1-1 | 3-0 | 1-0 | 6-2 |
| Making 5 or more 3FGs..... | 2-1 | 9-1 | 2-0 | 15-3 |
| Making less than 5 3FGs..... | 7-0 | 5-1 | 4-0 | 15-1 |
| Making no 3 FGs..... | 0-0 | 0-0 | 0-0 | 0-0 |
| Attempting 15 or more 3FGs..... | 2-1 | 7-1 | 2-0 | 13-3 |
| Attempting less than 15 3FGs..... | 7-0 | 7-1 | 4-0 | 17-1 |
| No South Carolina players foul out..... | 8-1 | 12-1 | 6-0 | 25-3 |
| One or more SC players foul out..... | 1-0 | 2-1 | 0-0 | 5-1 |
| No opposing players foul out..... | 1-0 | 8-2 | 4-0 | 17-3 |
| One or more opposing players foul out..... | 8-1 | 6-0 | 2-0 | 13-1 |

| | vs. Ranked | SEC | Post Season | All |
|---|------------|------|-------------|------|
| Assist on at least half of field goals made..... | 7-1 | 11-0 | 6-0 | 25-2 |
| Assist on at least 2/3 of field goals made..... | 1-0 | 3-0 | 0-0 | 4-0 |
| Assist on less than half of field goals made..... | 2-0 | 3-2 | 0-0 | 5-2 |
| Scoring more pts. in paint than opponent..... | 7-0 | 12-1 | 4-0 | 25-1 |
| Scoring equal/less pts. in paint than opp..... | 2-1 | 2-1 | 2-0 | 4-3 |
| Scoring more pts. off TOs than opponent..... | 5-0 | 12-1 | 5-0 | 25-1 |
| Scoring equal/less pts. off TOs than opp..... | 4-1 | 2-1 | 1-0 | 5-3 |
| Scoring more 2nd-chance pts..... | 5-0 | 9-0 | 3-0 | 21-0 |
| Scoring equal/less 2nd-chance pts..... | 4-1 | 5-2 | 3-0 | 10-4 |
| Scoring more fast break pts..... | 4-0 | 10-0 | 4-0 | 22-0 |
| Scoring equal/less fast break pts..... | 5-1 | 4-2 | 2-0 | 8-4 |
| Wearing white uniforms..... | 6-0 | 7-2 | 6-0 | 19-2 |
| Wearing black uniforms..... | 2-0 | 4-0 | | 7-1 |
| Wearing garnet uniforms..... | 1-1 | 2-0 | | 3-1 |
| Wearing pink uniforms..... | 0-0 | 1-0 | | 1-0 |
| Playing in November..... | 2-0 | | | 5-0 |
| Playing in December..... | 2-0 | | | 5-1 |
| Playing in January..... | 1-0 | 8-1 | | 8-1 |
| Playing in February..... | 2-1 | 6-1 | | 6-2 |
| Playing in March..... | 2-0 | | 6-0 | 6-0 |
| Playing during the day..... | 4-0 | 5-1 | 3-0 | 12-2 |
| Playing at night..... | 5-1 | 9-1 | 3-0 | 18-2 |
| Playing on Sunday..... | 4-0 | 5-1 | 2-0 | 11-2 |
| Playing on Monday..... | 2-1 | 1-1 | | 3-2 |
| Playing on Tuesday..... | 0-0 | | | 1-0 |
| Playing on Wednesday..... | 0-0 | | | 1-0 |
| Playing on Thursday..... | 2-0 | 8-0 | | 10-0 |
| Playing on Friday..... | 0-0 | | 2-0 | 2-0 |
| Playing on Saturday..... | 1-0 | | 2-0 | 2-0 |
| Margin is less than 5 pts..... | 1-0 | 2-2 | 1-0 | 3-2 |
| Margin is between 5-9..... | 3-0 | 1-0 | | 3-0 |
| Margin is between 10-19..... | 4-1 | 6-0 | 2-0 | 9-2 |
| Margin is between 20-29..... | 1-0 | 2-0 | 1-0 | 5-0 |
| Margin is between 30-39..... | 0-0 | 2-0 | | 3-0 |
| Margin is between 40-49..... | 0-0 | 1-0 | 1-0 | 4-0 |
| Margin is 50 pts. or more..... | 0-0 | 0-0 | 1-0 | 3-0 |
| Having a 20-pt. scorer..... | 8-0 | 9-1 | 5-0 | 19-1 |
| Having a 30-pt. scorer..... | 2-0 | 0-0 | 0-0 | 2-0 |
| Scoring 49 points or less..... | 0-0 | 0-0 | | 0-0 |
| Scoring 50-59 points..... | 1-1 | 0-0 | 1-0 | 1-1 |
| Scoring 60-69 points..... | 2-0 | 5-1 | | 6-2 |
| Scoring 70-79 points..... | 2-0 | 3-1 | 2-0 | 8-1 |
| Scoring 80-89 points..... | 2-0 | 4-0 | 1-0 | 7-0 |
| Scoring 90-99 points..... | 2-0 | 2-0 | 1-0 | 7-0 |
| Scoring 100 points or more..... | 0-0 | 0-0 | 1-0 | 1-0 |
| Opponent scores 49 points or less..... | 1-0 | 6-0 | 3-0 | 13-0 |
| Opponent scores 50-59 points..... | 2-0 | 1-0 | 1-0 | 5-0 |
| Opponent scores 60-69 points..... | 3-1 | 6-1 | 1-0 | 8-2 |
| Opponent scores 70-79 points..... | 1-0 | 0-1 | 1-0 | 1-2 |
| Opponent scores 80-89 points..... | 2-0 | 1-0 | | 2-0 |
| Opponent scores 90-99 points..... | 0-0 | 0-0 | | 0-0 |
| Opponent scores 100 points or more..... | 0-0 | 0-0 | | 0-0 |

2016-17 Team High/Low - All Games

| South Carolina Highs | South Carolina Lows | Category | Opponent Lows | Opponent Highs |
|---|--|-----------------------|---|--|
| 100 vs. Quinnipiac, 3/25 | 55 at UConn, 2/13 | Points in Game | 30, at Savannah St., 12/21 | 87, Kentucky, 2/26 |
| 64 (1st) vs. Saint Peter's, 11/22 | 23 (1st) at Georgia, 1/26 | Points in a Half | 12 (1st), at Savannah St., 12/21 12 (2nd), Hampton, 11/20 | 47 (2nd), Kentucky, 2/26 |
| 37 (1st) vs. Saint Peter's, 11/22 | 6 (1st) vs. UCLA, 12/18 | Points in a Quarter | 4 (4th), vs. Mississippi State, 3/5 4 (4th), Saint Peter's, 11/22 4 (4th), Hampton, 11/20 | 32 (4th), Kentucky, 2/26 |
| 38 vs. Minnesota, 12/11 | 20 at UConn, 2/13 20 at Georgia, 1/26 20 vs. Mississippi State, 1/23 | Field Goals Made | 11, at Savannah St., 12/21 | 30, Kentucky, 2/26 30, at Duke, 12/4 |
| 72 vs. Minnesota, 12/11 | 42 vs. Mississippi State, 1/23 | Field Goal Attempts | 47, Auburn, 2/9 | 78, UCLA, 12/18 |
| .618 (34-55) vs. Kentucky, 2/26 | .333 (22-66) vs. UCLA, 12/18 | FG Percentage | .216 (11-51), at Sav. St., 12/21 | .500 (30-60), at Duke, 12/4 |
| 16 vs. Minnesota, 12/11 | 1 vs. UCLA, 12/18 | 3-Point FG Made | 0, vs. Mississippi State, 3/5 | 10, Minnesota, 12/11 |
| 33 vs. Minnesota, 12/11 | 3 vs. UCLA, 12/18 | 3-Point FG Attempts | 6, at LSU, 1/15 | 29, at Arkansas, 2/5 |
| .625 (10-16) vs. Quinnipiac, 3/25 | .154 (2-13) at Savannah St., 12/21 | 3-Point FG Percentage | .000 (0-15), vs. Miss. St., 3/5 | .467 (7-15), Georgia, 1/12 |
| 30 at Texas, 12/1 | 3 at Auburn, 1/5 | Free Throws Made | 2, Saint Peter's, 11/22 | 17, Clemson, 12/15 17, at Ohio State, 11/14 |
| 41 at Ohio State, 11/14 | 4, at Auburn, 1/5 | Free Throw Attempts | 2, Saint Peter's, 11/22 | 24, at Ohio State, 11/14 |
| .947 (18-19) vs. Quinnipiac, 3/25 | .484 (15-31) vs. Vanderbilt, 2/16 | FT Percentage | .333 (3-9), Mississippi State, 1/23 | 1.00 (10-10), at UConn, 2/13 |
| 54 vs. UCLA, 12/18 | 26 vs. Kentucky, 3/4 26 at Missouri, 2/19 | Rebounds | 18, vs. Quinnipiac, 3/25 | 47, UCLA, 12/18 |
| 29 vs. Minnesota, 12/11 | 5 at Texas, 12/1 | Assists | 3, at Savannah St., 12/21 | 20, at UConn, 2/13 |
| 17 vs. Saint Peter's, 11/22 | 4 at Auburn, 1/5 4 vs. UCLA, 12/18 | Steals | 2, UNC Asheville, 3/17 2, Kentucky, 3/4 2, at Texas A&M, 2/23 2, Vanderbilt, 2/16 2, at Ohio State, 11/14 | 14, at Duke, 12/4 |
| 11 vs. Clemson, 12/15 | 3 vs. UNC Asheville, 3/17 3 at Duke, 12/4 | Blocked Shots | 0, Arizona State, 3/19 | 9, at Texas, 12/1 |
| 19 at Duke, 12/4 | 5 vs. UNC Asheville, 3/17 5 vs. Vanderbilt, 2/16 | Turnovers | 9, Tennessee, 1/30 9, Mississippi State, 1/23 9, UCLA, 12/18 | 24, Hampton, 11/20 |
| 22 at Florida, 1/8 22 at Ohio State, 11/14 | 4 vs. Saint Peter's, 11/22 | Fouls | 9, at Savannah St., 12/21 | 29, at Texas, 12/1 29, at Ohio State, 11/14 |

2016-17 Team High/Low - SEC Games Only

| South Carolina Highs | South Carolina Lows | Category | Opponent Lows | Opponent Highs |
|---------------------------------|---|-----------------------|---|---|
| 95 vs. Kentucky, 2/26 | 60 at Missouri, 2/19 60 vs. Auburn, 2/9 | Points in Game | 41, Auburn, 2/9 | 87, Kentucky, 2/26 |
| 52 (2nd) vs. Alabama, 1/1 | 23 (1st) at Georgia, 1/26 | Points in a Half | 15 (1st) at Georgia, 1/26 | 47 (2nd), Kentucky, 2/26 |
| 31 (3rd) vs. Alabama, 1/1 | 10 (2nd) vs. Tennessee, 1/30 | Points in a Quarter | 5 (2nd), at Florida, 1/8 | 32 (4th), Kentucky, 2/26 |
| 10 (2nd) vs. Georgia, 1/12 | | | | |
| 34 vs. Kentucky, 2/26 | 20 at Georgia, 1/26 | Field Goals Made | 12, Vanderbilt, 2/16 | 30, Kentucky, 2/26 |
| 34 vs. Alabama, 1/1 | 20 vs. Mississippi State, 1/23 | | | |
| 69 at Florida, 1/8 | 42 vs. Mississippi State, 1/23 | Field Goal Attempts | 47, Auburn, 2/9 | 67, Kentucky, 2/26 |
| .618 (34-55) vs. Kentucky, 2/26 | .351 (20-57) at Georgia, 1/26 | FG Percentage | .222 (12-53), Vanderbilt, 2/16 | .492 (29-59), Tennessee, 1/30 |
| 14 at Auburn, 1/5 | 2 vs. Kentucky, 2/26 2 vs. Ole Miss, 1/19 | 3-Point FG Made | 1, at Georgia, 1/26 1, at LSU, 1/15 | 9, Kentucky, 2/26 |
| 28 at Auburn, 1/5 | 7 vs. Kentucky, 2/26 | 3-Point FG Attempts | 6, at LSU, 1/15 | 29, at Arkansas, 2/5 |
| .500 (14-28) at Auburn, 1/5 | .167 (3-18) at Missouri, 2/19 .167 (3-18) vs. Vanderbilt, 2/16 | 3-Point FG Percentage | .100 (1-10), at Georgia, 1/26 | .467 (7-15), Georgia, 1/12 |
| 25 vs. Kentucky, 2/26 | 3 at Auburn, 1/17 | Free Throws Made | 3, at Georgia, 1/26 3, Mississippi State, 1/23 | 23, vs. Vanderbilt, 2/16 |
| 34 vs. Kentucky, 2/26 | 4 at Auburn, 1/5 | Free Throw Attempts | 8, Auburn, 2/9 8, at Arkansas, 2/5 8, at Georgia, 1/26 | 28, vs. Vanderbilt, 2/16 |
| .938 (15-16) at Texas A&M, 2/23 | .484 (15-31) vs. Vanderbilt, 2/16 | FT Percentage | .333 (3-9), Mississippi State, 1/23 | .875 (7-8), at Arkansas, 2/5 |
| 48 at Florida, 1/8 | 26 at Missouri, 2/19 | Rebounds | 27, Alabama, 1/1 | 42, at Florida, 1/8 |
| 20 at Auburn, 1/5 | 9 26 at Missouri, 2/19 | Assists | 6, at Auburn, 1/5 | 19, Georgia, 1/12 |
| 13 at Texas A&M, 2/23 | 4 vs. Kentucky, 2/26 | Steals | 2, at Texas A&M, 2/23 2, Vanderbilt, 2/16 | 8, Auburn, 2/9 8, Mississippi State, 1/23 8, at LSU, 1/15 |
| 13 vs. Georgia, 1/12 | 4 at Auburn, 1/5 | | | |
| 13 at Florida, 1/8 | | | | |
| 10 vs. Alabama, 1/1 | 1 vs. Georgia, 1/12 | Blocked Shots | 0, at Kentucky, 2/2 | 5, at Georgia, 1/26 |
| 17 at Kentucky, 2/2 | 5 vs. Vanderbilt, 2/16 | Turnovers | 9, Kentucky, 2/26 9, Tennessee, 1/30 9, Mississippi State, 1/23 | 22, at Florida, 1/8 22, Alabama, 1/1 |
| 22 at Florida, 1/8 | 10 vs. Auburn, 2/9 | Fouls | 11, Auburn, 2/9 11, at Auburn, 1/5 | 28, Vanderbilt, 2/16 |

2016-17 Individual Superlatives - All Games

| Category | South Carolina | Opponent |
|------------------------------|--|--|
| Points in Game | 37 by Kaela Davis at Ohio State, 11/14 | 31 by Makayla Epps, Kentucky, 3/4 |
| Points in a Half | 22 (2nd) by Kaela Davis at Ohio State, 11/14 | 20 (2nd) by Sophie Cunningham, at Missouri, 2/19 |
| Points in a Quarter | 19 (1st) by Kaela Davis at Auburn, 1/5 | 12 (4th) by Makayla Epps, at Kentucky, 2/2 |
| Field Goals Made | 12 by A'ja Wilson at Texas, 12/1 12 by Alaina Coates vs. Hampton, 11/20 | 12 by Makayla Epps, Kentucky, 3/4 |
| Field Goal Attempts | 21 by Kaela Davis at Ohio State, 11/14 | 26 by Makayla Epps, Kentucky, 3/4 |
| FG Percentage | .889 (8-9) by Alaina Coates at Kentucky, 2/2 .889 (8-9) by Alaina Coates vs. Saint Peter's, 11/22 | .800 (8-10) by Mercedes Russell, Tennessee, 1/30 |
| 3-Point FG Made | 6 by Kaela Davis vs. Minnesota, 12/11 | 4 Rebecca Greenwell, at Duke, 12/4 |
| 3-Point FG Attempts | 10 by Kaela Davis vs. Minnesota, 12/11 | 11 by Kelsey Mitchell, at Ohio State, 11/14 |
| 3-Point FG Percentage | 1.00 (4-4) by Kaela Davis vs. Saint Peter's, 11/22 | .750 (3-4) by Sabrina Haines, Arizona State, 3/19 .750 (3-4) by Curtyce Knox, at Texas A&M, 2/23 .750 (3-4) by Dominique Dillingham, Mississippi State, 1/23 .750 (3-4) by Julie Brosseau, Maine, 11/21 |
| Free Throws Made | 14 by A'ja Wilson vs. Hampton, 11/20 | 12 by Jamie Nared, Tennessee, 1/30 |
| Free Throw Attempts | 16 by Kaela Davis at Ohio State, 11/14 | 15 by Jamie Nared, Tennessee, 1/30 |
| FT Percentage | 1.00 (14-14) by A'ja Wilson vs. Hampton, 11/20 | 1.000 (9-9) by Taylor Murray, Kentucky, 2/26 |
| Rebounds | 19 by Alaina Coates at Arkansas, 2/5 | 22 by Monique Billings, UCLA, 12/18 |
| Assists | 8 by Tyasha Harris vs. Kentucky, 2/26 | 10 by Curtyce Knox, at Texas A&M, 2/23 |
| Steals | 5 by A'ja Wilson vs. Vanderbilt, 2/16 5 by Allisha Gray at Savannah State, 12/21 5 by Bianca Cuevas-Moore vs. Saint Peter's, 11/22 | 5 by Leaonna Odom, at Duke, 12/4 |
| Blocked Shots | 7 by A'ja Wilson vs. Georgia, 3/3/17 | 6 by Kelsey Lang, at Texas, 12/1 |
| Turnovers | 7 by Kaela Davis at Missouri, 2/19 | 7 by Morgan William, vs. Mississippi State, 3/5 |

2016-17 Individual Superlatives - SEC Games Only

| Category | South Carolina | Opponent |
|------------------------------|---|--|
| Points in Game | 26 by A'ja Wilson vs. Mississippi State, 1/23 | 29 by Taylor Murray, Kentucky, 2/26 |
| Points in a Half | 21 (2nd) by Kaela Davis at Auburn, 1/5 | 20 (2nd) by Sophie Cunningham, at Missouri, 2/19 |
| Points in a Quarter | 19 (1st) by Kaela Davis at Auburn, 1/5 | 12 (4th) by Makayla Epps, at Kentucky, 2/2 |
| Field Goals Made | 10 by A'ja Wilson vs. Kentucky, 2/26 10 by A'ja Wilson vs. Mississippi State, 1/23 | 10 by Sophie Cunningham, at Missouri, 2/19 10 by Chloe Jackson, at LSU, 1/15 |
| Field Goal Attempts | 18 by Kaela Davis at Auburn, 1/5 | 22 by Makayla Epps, at Kentucky, 2/2 |
| FG Percentage | .889 (8-9) by Alaina Coates at Kentucky, 2/2 | .800 (8-10) by Mercedes Russell, Tennessee, 1/30 |
| 3-Point FG Made | 5 by Bianca Cuevas-Moore at Auburn, 1/5 5 by Kaela Davis at Auburn, 1/5 | 3 by Makenzie Cann, Kentucky, 2/26 3 by Curtyce Knox, at Texas A&M, 2/23 3 by Aaliyah Wilson, at Arkansas, 2/5 3 by Dominique Dillingham, Mississippi State, 1/23 3 by Mackenzie Engram, Georgia, 1/12 |
| 3-Point FG Attempts | 9 by Kaela Davis at Auburn, 1/5 | 9 by Makenzie Cann, Kentucky, 2/26 |
| 3-Point FG Percentage | .833 (5-6) by Bianca Cuevas-Moore at Auburn, 1/5 | .750 (3-4) by Curtyce Knox, at Texas A&M, 2/23 .750 (3-4) by Dominique Dillingham, Mississippi State, 1/23 |
| Free Throws Made | 9 by A'ja Wilson at Georgia, 1/26 | 12 by Jamie Nared, Tennessee, 1/30 |
| Free Throw Attempts | 14 by A'ja Wilson at Georgia, 1/26 | 15 by Jamie Nared, Tennessee, 1/30 |
| FT Percentage | 1.000 (6-6) Bianca Cuevas-Moore, at Missouri, 2/19 | 1.000 (9-9) by Taylor Murray, Kentucky, 2/26 |
| Rebounds | 19 by Alaina Coates at Arkansas, 2/5 | 12 by Marqu'es Webb, Vanderbilt, 2/16 |
| Assists | 8 by Tyasha Harris vs. Kentucky, 2/26 | 10 by Curtyce Knox, at Texas A&M, 2/23 |
| Steals | 6 by Bianca Cuevas-Moore at Texas A&M, 2/23 | 3 by Jamie Nared, Tennessee, 1/30 3 by Mackenzie Engram, at Georgia, 1/26 3 by Morgan William, Mississippi State, 1/23 3 by Delicia Washington, at Florida, 1/8 |
| Blocked Shots | 5 by A'ja Wilson at Kentucky, 2/2 | 3 by Caliya Robinson, at Georgia, 1/26 |
| Turnovers | 7 by Kaela Davis at Missouri, 2/19 | 6 by Curtyce Knox, at Texas A&M, 2/23 6 by Lianna Doty, at Missouri, 2/19 |

Gamecock Career Highs

Araion Bradshaw

| | |
|----------------|---|
| Pts | 3, 4x, last at Georgia, 1/26/17 |
| FG | 1, 5x, last at Georgia, 1/26/17 |
| FGA | 4 at Savannah State, 12/21/16 |
| FG % | .333 (1-3) vs. Minnesota, 12/11/16 |
| 3FG | 1, 4x, last at Georgia, 1/26/17 |
| 3FGA | 2, 3x, last at Georgia, 1/26/17 |
| FT | 2, 2x, last at Texas A&M, 2/23/17 |
| FTA | 2, 5x, last vs. UNC Asheville, 3/17/17 |
| FT % | 1.000 (2-2), 2x, last at Texas A&M, 2/23/17 |
| Off Reb | 1, 4x, last, at Arkansas, 2/5/17 |
| Reb | 3, 3x, last vs. Quinnipiac, 3/25/17 |
| Stl | 2 vs. Hampton, 11/20/16 |
| Asst | 5 vs. Quinnipiac, 3/25/17 |
| Min | 15, 2x, last at Savannah State, 12/21/16 |

Doniyah Cliney

| | |
|----------------|--|
| Pts | 11 vs. Georgia, 3/3/17 |
| FG | 4, 2x, last vs. Quinnipiac, 3/25/17 |
| FGA | 8 vs. Georgia, 3/3/17 |
| FG % | .800 (4-5) vs. Quinnipiac, 3/25/17 |
| 3FG | 1, 9x, vs. Quinnipiac, 3/25/17 |
| 3FGA | 2, 5x, last vs. Ole Miss, 1/19/17 |
| FT | 4 vs. UCLA, 12/18/16 |
| FTA | 6, 2x, last vs. UCLA, 12/18/16 |
| FT % | 1.000 (2-2), 4x, last vs. Kentucky, 3/4/17 |
| Reb | 9 vs. Clemson, 12/15/16 |
| Off Reb | 4, 2x, last at Arkansas, 2/5/17 |
| Blk | 2 vs. Arizona State, 3/19/17 |
| Stl | 3, 2x, last at Arkansas, 2/5/17 |
| Asst | 6, 2x, last at Kentucky, 2/2/17 |
| Min | 30 vs. Minnesota, 12/11/16 |

Alaina Coates

| | |
|----------------|---|
| Pts | 29 vs. Winthrop, 12/13/15 |
| FG | 13 vs. Winthrop, 12/13/15 |
| FGA | 16, 2x, last vs. Hampton, 11/20/16 |
| FG % | 1.000 (7-7) vs. SC St, 12/22/13 |
| FT | 11 at San Diego St., 11/23/13 |
| FTA | 15 at San Diego St., 11/23/13 |
| FT % | 1.000 (10-10) vs. North Carolina, 3/27/15 |
| Reb | 19 at Arkansas, 2/5/17 |
| Off Reb | 8 vs. Auburn, 3/4/16 |
| Def Reb | 16 at Kentucky, 2/2/17 |
| Blk | 10 vs. Winthrop, 12/13/15 |
| Stl | 4, 2x, last vs. Louisville, 11/27/16 |
| Asst | 6 at Texas A&M, 1/31/16 |
| Min | 38 at Texas A&M, 1/31/16 |

Bianca Cuevas-Moore

| | |
|----------------|--|
| Pts | 25 vs. Georgia, 1/12/17 |
| FG | 10 vs. Georgia, 1/12/17 |
| FGA | 17 vs. Georgia, 1/12/17 |
| FG % | .833 (5-6) at Hampton, 12/17/14 |
| 3FG | 5 at Auburn, 1/5/17 |
| 3FGA | 7 at Duke, 12/4/16 |
| 3FG % | .833 (5-6) at Auburn, 1/5/17 |
| FT | 9 at Ole Miss, 2/1/15 |
| FTA | 11 at Ole Miss, 2/1/15 |
| FT % | 1.000 (6-6), 2x, last at Missouri, 2/19/17 |
| Reb | 6, 2x, last at Georgia, 1/26/17 |
| Off Reb | 3 vs. Alabama, 1/29/15 |
| Blk | 2, 2x, last vs. UConn, 2/8/16 |
| Stl | 6 at Texas A&M, 2/23/17 |
| Asst | 7 at Auburn, 1/5/17 |
| Min | 36, 2x, last at Texas A&M, 2/23/17 |

Kaela Davis

| | |
|----------------|---|
| Pts | 37 at Ohio State, 11/14/16 |
| FG | 10 at Ohio State, 11/14/16 |
| FGA | 21 at Ohio State, 11/14/16 |
| FG % | .727 (8-11) vs. Kentucky, 2/26/17 |
| 3FG | 6 vs. Minnesota, 12/11/16 |
| 3FGA | 10 vs. Minnesota, 12/11/16 |
| 3FG % | 1.000 (4-4) vs. Saint Peter's, 11/22/16 |
| FT | 13 at Ohio State, 11/14/16 |
| FTA | 16 at Ohio State, 11/14/16 |
| FT % | 1.000 (5-5) vs. Quinnipiac, 3/25/17 |
| Reb | 11 at Texas A&M, 2/23/17 |
| Off Reb | 4 vs. UNC Asheville, 3/17/17 |
| Stl | 3, 3x, last at Kentucky, 2/2/17 |
| Asst | 5, 3x, last vs. Auburn, 2/9/17 |
| Min | 36 at Ohio State, 11/14/16 |

Tiffany Davis

| | |
|----------------|---|
| Pts | 11 vs. Ole Miss, 1/30/14 |
| FG | 3 vs. Savannah State, 12/28/13 |
| FGA | 6 vs. SC State, 12/22/13 |
| FG % | 1.000 (3-3) vs. Savannah State, 12/28/13 |
| 3FG | 2, 3x, last vs. Ole Miss, 1/30/14 |
| 3FGA | 5 vs. Winthrop, 12/20/13 |
| 3FG % | 1.000 (2-2), 3x, last vs. Ole Miss, 1/30/14 |
| FT | 4 at Tennessee, 3/2/14 |
| FTA | 4 at Tennessee, 3/2/14 |
| FT % | 1.000 (4-4) at Tennessee, 3/2/14 |
| Reb | 6 at Arkansas, 1/2/14 |
| Off Reb | 2 vs. Arkansas, 1/2/14 |
| Stl | 5 vs. Elon, 11/9/12 |
| Asst | 3, 5x, last vs. UNC Asheville, 3/17/17 |
| Min | 30 at Arkansas, 1/2/14 |

Allisha Gray

| | |
|----------------|--------------------------------|
| Pts | 24 at Ohio State, 11/14/16 |
| FG | 11 vs. UNC Asheville, 3/17/17 |
| FGA | 18 at Ohio State, 11/14/16 |
| FG % | .875 (7-8) at LSU, 1/15/17 |
| 3FG | 4, 2x, last at Florida, 1/8/17 |
| 3FGA | 10 vs. Minnesota, 12/11/16 |
| 3FG % | 1.000 (2-2) at LSU, 1/15/17 |
| FT | 7 vs. Kentucky, 2/26/17 |
| FTA | 9 vs. Kentucky, 2/26/17 |
| FT % | 1.000 (5-5) at LSU, 1/15/17 |
| Reb | 12 vs. UNC Asheville, 3/17/17 |
| Off Reb | 7 vs. UNC Asheville, 3/17/17 |
| Blk | 3 at LSU, 1/15/17 |
| Stl | 5 at Savannah State, 12/21/16 |
| Asst | 7 vs. Minnesota, 12/11/16 |
| Min | 38, 4x, last at UConn, 2/13/17 |

Tyasha Harris

| | |
|--------------|--|
| Pts | 13 vs. Kentucky, 2/26/17 |
| FG | 5 at Savannah State, 12/21/16 |
| FGA | 11 at UConn, 2/13/17 |
| FG % | 1.000 (3-3) vs. Kentucky, 2/26/17 |
| 3FG | 3, 2x, last vs. Georgia, 1/12/17 |
| 3FGA | 8 at UConn, 2/13/17 |
| 3FG % | .750 (3-4) vs. Minnesota, 12/11/16 |
| FT | 6, 2x, last vs. Kentucky, 2/26/17 |
| FTA | 8, 2x, last vs. Kentucky, 2/26/17 |
| FT % | .750 (6-8), 2x, last vs. Kentucky, 2/26/17 |
| Reb | 5, 2x, last vs. UNC Asheville, 3/17/17 |
| Stl | 4 vs. Georgia, 1/12/17 |
| Asst | 8 vs. Kentucky, 2/26/17 |
| Min | 38 vs. Tennessee, 1/30/17 |

Mikiah Herbert Harrigan

| | |
|----------------|--------------------------------------|
| Pts | 17 vs. Kentucky, 3/4/17 |
| FG | 7 vs. Kentucky, 3/4/17 |
| FGA | 11, 2x, last at Texas A&M, 2/23/17 |
| FG % | 1.000 (5-5) vs. Vanderbilt, 2/16/17 |
| 3FGA | 2 vs. Saint Peter's, 11/22/16 |
| FT | 5 vs. Louisville, 11/27/16 |
| FTA | 5, 2x, last vs. Louisville, 11/27/16 |
| FT % | 1.000 (5-5) vs. Louisville, 11/27/16 |
| Reb | 10 vs. Georgia, 3/3/17 |
| Off Reb | 4 vs. Hampton, 11/20/16 |
| Def Reb | 7 vs. Georgia, 3/3/17 |
| Blk | 4 vs. Alabama, 1/1/17 |
| Stl | 2 vs. Saint Peter's, 11/22/16 |
| Asst | 2, 4x, vs. Minnesota, 12/11/16 |
| Min | 26 vs. Quinnipiac, 3/25/17 |

Victoria Patrick

| | |
|----------------|---|
| Pts | 4, 2x, last at Savannah State, 12/21/16 |
| FG | 1, 10x, last vs. Quinnipiac, 3/25/17 |
| FGA | 6 vs. UNC Asheville, 3/17/17 |
| 3FG | 1, 9x, last vs. Quinnipiac, 3/25/17 |
| 3FGA | 5 vs. UNC Asheville, 3/17/17 |
| FT | 1, 3x, last vs. Alabama, 1/1/17 |
| FTA | 3 at Savannah State, 12/21/16 |
| Reb | 2, 4x, last vs. Vanderbilt, 2/16/17 |
| Off Reb | 1, 3x, last vs. Vanderbilt, 2/16/17 |
| Stl | 2 vs. Saint Peter's, 11/22/16 |
| Asst | 2 at Savannah State, 12/21/16 |
| Min | 15, 3x, last vs. UNC Asheville, 3/17/17 |

A'ja Wilson

| | |
|----------------|-------------------------------------|
| Pts | 31 at Texas, 12/1/16 |
| FG | 12 at Texas, 12/1/16 |
| FGA | 19, 2x, last vs. Texas A&M, 1/17/16 |
| FG % | .875 (7-8) vs. Maine, 11/21/16 |
| FT | 14 vs. Hampton, 11/20/16 |
| FTA | 15 vs. LSU, 2/12/15 |
| FT % | 1.000 (14-14) vs. Hampton, 11/20/16 |
| Reb | 19 at Kentucky, 3/1/15 |
| Off Reb | 7 at Alabama, 2/22/16 |
| Def Reb | 14 at Kentucky, 3/1/15 |
| Blk | 8, 2x, last vs. Texas A&M, 1/17/16 |
| Stl | 5 vs. Vanderbilt, 2/16/17 |
| Asst | 5 vs. Louisville, 11/27/16 |
| Min | 39 at Texas A&M, 1/31/16 |

The Last Time...

Individual

Scored 50 Points

South Carolina 51, Jocelyn Penn vs. Stetson, 1/4/03
Opponent Never

Scored 40 Points

South Carolina 51, Jocelyn Penn vs. Stetson, 1/4/03
Opponent 46, Cornelia Gayden, LSU, 1/14/95

Scored 30 Points

South Carolina 31, A'ja Wilson at Texas, 12/1/16
Opponent 31, Makayla Epps, Kentucky, 3/4/17

Grabbed 20 Rebounds

South Carolina 25, Kelsey Bone vs. Boston University, 12/28/09
Opponent 22, Monique Billings, UCLA, 12/18/16

Grabbed 15 Rebounds

South Carolina 15, A'ja Wilson at Texas A&M, 2/23/17
Opponent 22, Monique Billings, UCLA, 12/18/16

Two Players with 20 or More Points

South Carolina Kaela Davis 28/A'ja Wilson 24 vs. Quinnipiac, 3/25/17
Opponent Makayla Epps 31/Evelyn Akhator 24, Kentucky, 3/4/17

Two Players with 10 or More Rebounds

South Carolina A'ja Wilson 15/Kaela Davis 11 at Texas A&M, 2/23/17
Opponent Breanna Stewart 10/Gabby Williams 10, UConn, 2/8/16

Had 10 Assists

South Carolina 10, Tina Roy vs. Savannah State, 12/14/14
Opponent 10, Curtyce Knox, at Texas A&M, 2/23/17

Had Five Steals

South Carolina 6, Bianca Cuevas-Moore at Texas A&M, 2/23/17
Opponent 5, Leaonna Odom, at Duke, 12/4/16

Had Five Blocked Shots

South Carolina 7, A'ja Wilson vs. Georgia, 3/3/17
Opponent 6, Kelsey Lang, at Texas, 12/1/16

Had a Double-Double

South Carolina A'ja Wilson (21 pts/11 rebs) vs. Arizona State, 3/19/17
Opponent Teaira McCowan (15 pts/12 rebs) vs. Mississippi State, 3/5/17

Two Players had a Double-Double

South Carolina Alaina Coates (14 pts/13 rebs)/A'ja Wilson (23 pts/13 rebs) at Florida, 1/8/17
Opponent Sheila Boykin (12 pts/12 rebs)/Danielle Ballard (16 pts/12 rebs), LSU, 2/12/15

Three Players had a Double-Double

South Carolina Ashley Bruner (16 pts/12 rebs)/Aleighsa Welch (16 pts/ 11 rebs)/Elem Ibiam (12 pts/10 rebs) vs. Kansas, 3/25/13
Opponent Merlakia Jones (26 pts/10 rebs)/Takilya Davis (19 pts/13 rebs)/DeLisha Milton (14 pts/15 rebs), at Florida, 2/20/94

Had a Triple-Double

South Carolina Alaina Coates (29 pts/16 rebs/10 blks) vs. Winthrop, 12/13/15
Opponent Never

Team

Scored 100 Points

South Carolina 100 vs. Quinnipiac, 3/25/17
Opponent 103, Clemson, 11/21/03

Won by 30 or More Points

South Carolina 100-58 (42) vs. Quinnipiac, 3/25/17
Opponent 66-34 (32), Georgia, 3/4/11

Shot 65% or Better from the Field

South Carolina .652 (45-69) vs. East Tennessee State, 12/19/00
Opponent Never

Shot 60% or Better from the Field

South Carolina .610 (36-59) vs. Quinnipiac, 3/25/17
Opponent .604 (29-48), Vanderbilt, 1/18/01

Shot 50% or Better from the Field

South Carolina .569 (37-65) vs. UNC Asheville, 3/17/17
Opponent .500 (30-60) at Duke, 12/4/16

No Players in Double-Figure Points

South Carolina at Auburn, 1/19/12
Opponent Arkansas, 1/3/16

Five Players in Double-Figure Points

South Carolina vs. Kentucky, 2/26/17
Opponent Arkansas, 2/14/10

More Than Five Players in Double-Figure Points

South Carolina 6 vs. Syracuse, 3/22/15
Opponent 6 at Georgia, 2/13/03

Faced AP Top-25 Opponent

Win 95-87 vs. No. 22 Kentucky, 2/26/17
Loss 89-77 vs. No. 20 Kentucky, 3/4/17

Faced AP Top-10 Opponent

Win 66-57 vs. No. 9 UCLA, 12/18/16
Loss 59-49 vs. No. 6 Mississippi State, 3/5/17

Faced AP Top-5 Opponent

Win 64-61 vs. No. 4 Mississippi State, 1/23/17
Loss 87-62 at No. 2 UConn, 2/9/15

Faced AP No. 1 Team

Win Never
Loss 55-66 at No. 1 UConn, 2/13/17

Overtime Game

Win 58-55 vs. Drexel, 11/28/12
Loss 65-57 at Texas A&M, 1/16/14

Double-Overtime Game

Win 92-91 at Florida State, 2/4/91
Loss 92-94 at Clemson, 11/19/09

South Carolina Was Ranked (AP Poll)

No. 1 2/9/15
Top 5 No. 3, 3/13/17
Top 10 No. 7, 2/20/17
Top 25 No. 13, 12/30/13

South Carolina Single-Quarter Records

Italics indicates set in 2016-17

TEAM

Scoring

| Most | Points |
|--|--------|
| 1. vs. <i>Saint Peter's</i> , 11/22/16, 1st qtr. | 37 |
| 2. vs. Arkansas, 1/3/16, 2nd qtr. | 35 |
| 3. vs. <i>Minnesota</i> , 12/11/16, 2nd qtr. | 33 |
| 4. vs. <i>Hampton</i> , 11/20/16, 2nd qtr. | 32 |
| 5. vs. <i>Quinnipiac</i> , 3/25/17, 3rd qtr. | 31 |

| Fewest | Points |
|--|--------|
| 1. at Mississippi State, 1/24/16, 1st qtr. | 7 |
| 2. vs. <i>Saint Peter's</i> , 11/22/16, 4th qtr. | 8 |
| vs. UConn, 2/8/16, 3rd qtr. | 8 |
| vs. UConn, 2/8/16, 1st qtr. | 8 |
| at Texas A&M, 1/31/16, 2nd qtr. | 8 |
| at Tennessee, 2/15/16, 1st qtr. | 8 |
| at Kentucky, 1/14/16, 1st qtr. | 8 |

| Fewest Allowed | Points |
|--|--------|
| 1. vs. <i>Mississippi State</i> , 3/5/17, 4th qtr. | 4 |
| vs. <i>Saint Peter's</i> , 11/22/16, 4th qtr. | 4 |
| vs. <i>Hampton</i> , 11/20/16, 4th qtr. | 4 |
| vs. Georgia, 2/18/16, 2nd qtr. | 4 |
| 5. vs. <i>Maine</i> , 11/21/16, 1st qtr. | 5 |
| vs. Auburn, 3/4/16, 2nd qtr. | 5 |
| at Ole Miss, 2/25/16, 2nd qtr. | 5 |
| at Auburn, 1/21/16, 2nd qtr. | 5 |
| vs. Missouri, 1/10/16, 1st qtr. | 5 |

| Most Allowed | Points |
|---|--------|
| 1. vs. <i>Kentucky</i> , 2/26/17, 4th qtr. | 32 |
| 2. vs. Syracuse, 3/25/16, 4th qtr. | 30 |
| 3. vs. Ohio State, 11/13/15, 1st qtr. | 26 |
| 4. vs. <i>Arizona State</i> , 3/19/17, 2nd qtr. | 24 |
| vs. <i>Kentucky</i> , 3/4/17, 3rd qtr. | 24 |
| vs. <i>Tennessee</i> , 1/30/17, 4th qtr. | 24 |
| vs. Georgia, 2/18/16, 4th qtr. | 24 |
| vs. Missouri, 1/10/16, 4th qtr. | 24 |

Margin of Difference

| Lead | Score | Margin |
|--|-------|--------|
| 1. vs. Arkansas, 1/3/16, 2nd qtr. | 35-9 | +26 |
| 2. vs. <i>Saint Peter's</i> , 11/22/16, 1st qtr. | 37-12 | +25 |
| 3. at Auburn, 1/5/17, 1st qtr. | 29-6 | +23 |
| 4. vs. Arkansas, 1/3/16, 3rd qtr. | 29-7 | +22 |
| 5. vs. Winthrop, 12/13/15, 1st qtr. | 26-7 | +19 |
| at Clemson, 11/18/15, 3rd qtr. | 27-8 | +19 |

| Deficit | Score | Margin |
|---|-------|--------|
| 1. vs. Syracuse, 3/25/16, 4th qtr. | 16-30 | -14 |
| 2. vs. UConn, 2/8/16, 3rd qtr. | 8-19 | -11 |
| at Texas A&M, 1/31/16, 2nd qtr. | 8-19 | -11 |
| 4. vs. <i>Arizona State</i> , 3/19/17, 2nd qtr. | 14-24 | -10 |
| vs. <i>Georgia</i> , 1/12/17, 2nd qtr. | 10-20 | -10 |

Field Goals

| Made | FGM |
|--|-----|
| 1. vs. <i>Saint Peter's</i> , 11/22/16, 1st qtr. | 15 |
| 2. vs. Arkansas, 1/3/16, 2nd qtr. | 14 |
| 3. vs. <i>Quinnipiac</i> , 3/25/17, 3rd qtr. | 13 |
| vs. <i>Kentucky</i> , 3/4/17, 1st qtr. | 13 |
| 5. vs. <i>Minnesota</i> , 12/11/16, 3rd qtr. | 12 |
| vs. <i>Minnesota</i> , 12/11/16, 2nd qtr. | 12 |
| vs. Ohio State, 11/13/15, 4th qtr. | 12 |
| vs. UNCG, 11/15/15, 3rd qtr. | 12 |

| Attempts | FGA |
|---|-----|
| 1. at Auburn, 1/5/17, 1st qtr. | 22 |
| 2. vs. <i>Vanderbilt</i> , 2/16/17, 1st qtr. | 21 |
| vs. <i>Tennessee</i> , 1/30/17, 1st | 21 |
| vs. <i>Minnesota</i> , 12/11/16, 1st qtr. | 21 |
| vs. <i>Saint Peter's</i> , 11/22/16, 1st qtr. | 21 |
| vs. Kentucky, 3/5/16, 1st qtr. | 21 |
| vs. Ole Miss, 1/28/16, 1st qtr. | 21 |
| vs. Ohio State, 11/13/15, 4th qtr. | 21 |

| Highest Percentage | FGM-A | Pct |
|--|-------|------|
| 1. vs. Kentucky, 3/5/16, 4th qtr. | 11-13 | .846 |
| 2. vs. <i>Quinnipiac</i> , 3/25/17, 3rd qtr. | 13-16 | .813 |
| 3. vs. Hampton, 12/16/15, 3rd qtr. | 8-10 | .800 |
| 4. vs. LSU, 2/28/16, 2nd qtr. | 7-9 | .778 |
| 5. at Clemson, 11/18/15, 3rd qtr. | 9-12 | .750 |

| Lowest Percentage | FGM-A | Pct |
|---|-------|------|
| 1. vs. <i>Georgia</i> , 1/12/17, 2nd qtr. | 1-12 | .083 |
| 2. vs. <i>UCLA</i> , 12/18/16, 1st qtr. | 2-15 | .133 |
| 3. vs. UConn, 2/8/16, 3rd qtr. | 3-17 | .176 |
| 4. vs. <i>Georgia</i> , 2/18/16, 1st qtr. | 2-11 | .182 |
| at Mississippi State, 1/24/16, 1st qtr. | 2-11 | .182 |

| Lowest %age Allowed | FGM-A | Pct |
|---|-------|------|
| 1. vs. <i>Vanderbilt</i> , 2/16/17, 4th qtr. | 1-16 | .063 |
| 2. vs. <i>UNC Asheville</i> , 3/17/17, 3rd qtr. | 1-15 | .067 |
| 3. at <i>Florida</i> , 1/8/17, 2nd qtr. | 1-14 | .071 |
| 4. at Auburn, 1/5/17, 4th qtr. | 1-12 | .083 |
| 5. at Ole Miss, 2/25/16, 2nd qtr. | 2-18 | .111 |
| vs. Missouri, 1/0/16, 1st qtr. | 2-18 | .111 |

| Highest %age Allowed | FGM-A | Pct |
|--|-------|------|
| 1. at <i>LSU</i> , 1/15/17, 2nd qtr. | 9-12 | .750 |
| 2. vs. <i>Quinnipiac</i> , 3/25/17, 2nd qtr. | 8-11 | .727 |
| 3. vs. <i>Tennessee</i> , 1/30/17, 4th qtr. | 9-13 | .692 |
| vs. <i>Mississippi St.</i> , 1/23/17, 2nd qtr. | 9-13 | .692 |
| 5. vs. <i>Kentucky</i> , 3/4/17, 1st qtr. | 10-16 | .625 |

Rebounding

| Total | Rebs |
|--|------|
| 1. at <i>Ohio state</i> , 11/14/16, 1st qtr. | 20 |
| 2. vs. <i>Clemson</i> , 12/15/16, 2nd qtr. | 18 |
| vs. <i>Kansas State</i> , 3/20/16, 3rd qtr. | 18 |
| at <i>Alabama</i> , 2/22/16, 4th qtr. | 18 |
| 5. at <i>Florida</i> , 1/18/17, 2nd qtr. | 17 |
| vs. <i>Clemson</i> , 12/15/16, 4th qtr. | 17 |
| vs. <i>Louisville</i> , 11/27/16, 3rd qtr. | 17 |
| vs. <i>Hampton</i> , 11/20/16, 4th qtr. | 17 |
| vs. Ohio State, 11/13/15, 3rd qtr. | 17 |

| Margin | Rebs | Margin |
|--|------|--------|
| 1. at Alabama, 2/22/16, 4th qtr. | 18-3 | +15 |
| 2. vs. <i>Clemson</i> , 12/15/16, 2nd qtr. | 18-4 | +14 |
| 3. vs. <i>Saint Peter's</i> , 11/22/16, 1st qtr. | 16-3 | +13 |
| vs. Hampton, 12/16/15, 4th qtr. | 15-2 | +13 |
| 5. vs. <i>Quinnipiac</i> , 3/25/17, 1st qtr. | 22-7 | +11 |
| vs. <i>Mississippi State</i> , 3/5/17, 4th qtr. | 16-5 | +11 |
| at <i>Ohio State</i> , 11/14/16, 1st qtr. | 20-9 | +11 |
| vs. <i>Kansas State</i> , 3/20/16, 3rd qtr. | 18-7 | +11 |
| vs. Hampton, 12/16/15, 2nd qtr. | 16-5 | +11 |

INDIVIDUAL

Scoring

| Most | Points |
|---|--------|
| 1. <i>Kaela Davis</i> at Auburn, 1/5/17, 1st qtr. | 19 |
| 2. <i>Kaela Davis</i> vs. <i>Quinnipiac</i> , 3/25/17, 3rd qtr. | 15 |
| Tina Roy vs. Arkansas, 1/3/16, 3rd qtr. | 15 |
| 4. <i>Kaela Davis</i> vs. <i>Minnesota</i> , 12/11/16, 2nd qtr. | 14 |
| Tina Roy vs. Syracuse, 3/25/16, 2nd qtr. | 14 |

Rebounding

| Most | Rebs |
|---|------|
| 1. <i>Alaina Coates</i> at Arkansas, 2/5/17, 1st qtr. | 9 |
| <i>Alaina Coates</i> at Georgia, 1/26/17, 2nd qtr. | 9 |
| 3. <i>A'ja Wilson</i> vs. <i>Mississippi State</i> , 3/5/17, 4th qtr. | 8 |
| <i>Alaina Coates</i> vs. <i>Georgia</i> , 1/12/17, 1st qtr. | 8 |
| <i>A'ja Wilson</i> at Florida, 1/8/17, 2nd qtr. | 8 |
| <i>A'ja Wilson</i> vs. <i>UCLA</i> , 12/18/16, 4th qtr. | 8 |
| <i>Alaina Coates</i> vs. <i>Louisville</i> , 11/27/16, 3rd qtr. | 8 |
| <i>Alaina Coates</i> vs. <i>Hampton</i> , 11/20/16, 3rd qtr. | 8 |
| <i>Alaina Coates</i> vs. <i>Ole Miss</i> , 1/28/16, 2nd qtr. | 8 |

Staley Era Team Records

Italics indicates set in 2016-17

Scoring

| Most | Points |
|------------------------------------|--------|
| 1. vs. Savannah State, 12/14/14 | 111 |
| 2. at Alabama, 1/8/15 | 102 |
| 3. vs. <i>Quinnipiac</i> , 3/25/17 | 100 |
| 4. vs. Clemson, 11/20/14 | 99 |
| vs. Ole Miss, 1/30/14 | 99 |
| vs. Charleston Southern, 11/9/13 | 99 |

| Fewest | Points |
|----------------------------------|--------|
| 1. at Stanford, 11/26/10 | 32 |
| 2. vs. Georgia, 3/4/11 | 34 |
| 3. vs. Mississippi State, 3/5/09 | 39 |
| 4. at Georgia, 1/13/13 | 40 |
| 5. at Mississippi State, 2/26/09 | 41 |

| Fewest Allowed | Points |
|---------------------------------------|--------|
| 1. vs. South Carolina State, 12/14/11 | 21 |
| 2. vs. Presbyterian, 11/27/11 | 24 |
| 3. vs. NC Central, 12/1/14 | 26 |
| vs. SC State, 12/22/13 | 26 |
| 5. vs. NC Central, 12/2/13 | 27 |

| Most Allowed | Points |
|----------------------------------|--------|
| 1. at Clemson, 11/19/09 | 94 |
| 2. vs. North Carolina, 12/20/09 | 93 |
| 3. vs. <i>Kentucky</i> , 2/26/17 | 87 |
| at Connecticut, 2/9/15 | 87 |
| 5. vs. Xavier, 11/12/10 | 84 |

Margin of Outcome

| Victory | Score | Margin |
|--|--------|--------|
| 1. vs. Charleston Southern, 11/8/13 | 99-29 | +70 |
| 2. vs. NC Central, 12/1/14 | 90-26 | +64 |
| 3. vs. Savannah State, 12/14/14 | 111-49 | +62 |
| 4. vs. Clemson, 11/20/14 | 99-41 | +58 |
| 5. vs. <i>Saint Peter's</i> , 11/22/16 | 93-38 | +55 |

| Defeat | Score | Margin |
|------------------------------|-------|--------|
| 1. at Stanford, 11/26/10 | 32-70 | -38 |
| 2. vs. Georgia, 3/4/11 | 34-66 | -32 |
| 3. vs. Stanford, 12/19/08 | 47-78 | -31 |
| 4. at Penn State, 11/21/10 | 48-78 | -30 |
| 5. vs. Connecticut, 12/28/08 | 48-77 | -29 |

Field Goals

| Made | FGM |
|---------------------------------------|-----|
| 1. vs. Charleston Southern, 11/8/13 | 39 |
| 2. vs. <i>Minnesota</i> , 12/11/16 | 38 |
| vs. Savannah State, 12/14/14 | 38 |
| vs. Clemson, 11/20/14 | 38 |
| 5. vs. <i>UNC Asheville</i> , 3/17/17 | 37 |
| vs. <i>Saint Peter's</i> , 11/22/16 | 37 |
| vs. Kentucky, 3/5/16 | 37 |
| at Alabama, 1/8/15 | 37 |
| vs. Central Michigan, 12/20/14 | 37 |

| Attempts | FGA |
|------------------------------------|-----|
| 1. vs. Penn State, 11/20/11 | 76 |
| 2. at Clemson, 11/19/09 | 74 |
| 3. vs. Tennessee, 1/20/11 | 73 |
| 4. vs. <i>Minnesota</i> , 12/11/16 | 72 |
| vs. Central Michigan, 12/20/14 | 72 |
| vs. Clemson, 11/20/14 | 72 |
| vs. Kansas, 3/25/13 | 72 |

| Highest Percentage (Min. 40 FGA) | FGM-A | Pct |
|------------------------------------|-------|------|
| 1. vs. Savannah State, 3/20/15 | 34-53 | .642 |
| 2. at Alabama, 1/8/15 | 37-58 | .638 |
| 3. vs. <i>Kentucky</i> , 2/26/17 | 34-55 | .618 |
| 4. vs. <i>Quinnipiac</i> , 3/25/17 | 36-59 | .610 |
| 5. vs. Florida State, 3/29/15 | 30-49 | .612 |

| Lowest Percentage (Min. 40 FGA) | FGM-A | Pct |
|---------------------------------|-------|------|
| 1. at Stanford, 11/26/10 | 12-55 | .218 |
| 2. vs. Georgia, 3/4/11 | 12-52 | .231 |
| 3. at Florida, 1/20/13 | 15-64 | .234 |
| 4. at Kentucky, 2/5/09 | 13-55 | .236 |
| 5. at Georgia, 1/2/11 | 13-54 | .241 |

| Lowest %age Allowed (Min. 40 FGA) | FGM-A | Pct |
|---------------------------------------|-------|------|
| 1. vs. South Carolina State, 12/14/11 | 6-48 | .125 |
| 2. vs. NC Central, 12/2/13 | 8-50 | .160 |
| 3. vs. Charleston Southern, 11/8/13 | 10-54 | .185 |
| 4. vs. Arkansas, 3/6/15 | 11-57 | .193 |
| vs. Hampton, 11/22/12 | 11-57 | .193 |

| Highest %age Allowed (Min. 40 FGA) | FGM-A | Pct |
|------------------------------------|-------|------|
| 1. vs. Connecticut, 12/28/08 | 35-62 | .565 |
| vs. Florida, 1/9/11 | 26-46 | .565 |
| 3. vs. Xavier, 11/12/10 | 34-61 | .557 |
| 4. at Connecticut, 2/9/15 | 31-56 | .554 |
| 5. at Kentucky, 1/13/11 | 30-55 | .545 |

3-Point Field Goals

| Made | 3FGM |
|------------------------------------|------|
| 1. vs. <i>Minnesota</i> , 12/11/16 | 16 |
| 2. at <i>Auburn</i> , 1/5/17 | 14 |
| 3. vs. Kentucky, 3/5/16 | 12 |
| 4. vs. Arkansas, 1/3/16 | 11 |
| at Alabama, 1/8/15 | 11 |

| Attempts | 3FGA |
|-------------------------------------|------|
| 1. vs. <i>Minnesota</i> , 12/11/16 | 33 |
| 2. vs. Syracuse, 3/25/16 | 32 |
| 3. vs. Penn State, 11/20/11 | 29 |
| 4. at <i>Auburn</i> , 1/5/17 | 28 |
| vs. College of Charleston, 11/14/13 | 28 |
| vs. North Carolina, 12/19/10 | 28 |

| Percentage (Min. 5 3FGA) | 3FGM-A | Pct |
|--------------------------------|--------|------|
| 1. vs. Oregon State, 3/25/14 | 4-6 | .667 |
| vs. Ole Miss, 1/30/14 | 4-6 | .667 |
| vs. Savannah State, 12/28/13 | 4-6 | .667 |
| vs. Western Carolina, 12/29/12 | 6-9 | .667 |
| at Alabama, 1/10/10 | 8-12 | .667 |
| vs. Charlotte, 12/21/08 | 8-12 | .667 |

Free Throws

| Made | FTM |
|---------------------------------|-----|
| 1. vs. Savannah State, 12/14/14 | 34 |
| vs. Oregon State, 3/25/14 | 34 |
| 3. vs. Missouri, 1/10/16 | 32 |
| vs. Ole Miss, 1/30/14 | 32 |
| at Mississippi State, 1/6/12 | 32 |

| Attempts | FTA |
|------------------------------------|-----|
| 1. at Mississippi State, 1/6/13 | 50 |
| 2. vs. Savannah State, 12/28/13 | 48 |
| 3. vs. Savannah State, 12/14/14 | 47 |
| 4. vs. Missouri, 2/2/14 | 46 |
| 5. vs. Seton Hall, 11/17/13 | 44 |
| vs. South Carolina State, 12/21/12 | 44 |

| Percentage (Min. 10 FTA) | FTM-A | Pct |
|--------------------------------------|-------|------|
| 1. vs. <i>Quinnipiac</i> , 3/25/17 | 18-19 | .947 |
| 2. at <i>Texas A&M</i> , 2/23/17 | 15-16 | .923 |
| 3. vs. Alabama, 1/19/14 | 10-11 | .909 |
| 4. at <i>Arkansas</i> , 2/5/17 | 18-20 | .900 |
| 5. vs. Auburn, 1/2/09 | 23-26 | .885 |

Rebounding

| Total | Rebs |
|--|------|
| 1. vs. College of Charleston, 11/14/13 | 62 |
| 2. at Florida, 1/20/13 | 59 |
| 3. at Alabama, 2/22/16 | 58 |
| 4. vs. Hampton, 11/22/12 | 57 |
| 5. vs. Savannah State, 12/14/14 | 56 |

| Margin | Rebs | Margin |
|---------------------------------|-------|--------|
| 1. vs. Savannah State, 12/14/14 | 56-21 | +35 |
| 2. vs. Hampton, 12/16/15 | 52-19 | +33 |
| 3. at Alabama, 2/7/13 | 53-24 | +29 |
| 4. at Alabama, 2/22/16 | 58-31 | +28 |
| vs. Hampton, 12/17/14 | 48-21 | +27 |

| Offensive | Off. Rebs |
|--|-----------|
| 1. vs. Elon, 11/9/12 | 29 |
| 2. vs. College of Charleston, 11/23/11 | 27 |
| 3. vs. Kansas, 3/25/13 | 26 |
| at Florida, 1/20/13 | 26 |
| 5. vs. Savannah State, 11/15/12 | 25 |
| vs. Penn State, 11/20/11 | 25 |
| at Penn State, 11/21/10 | 25 |

Turnovers

| Fewest | TOs |
|---------------------------------------|-----|
| 1. at Tennessee, 2/2/12 | 4 |
| 2. vs. <i>UNC Asheville</i> , 3/17/17 | 5 |
| vs. <i>Vanderbilt</i> , 2/16/17 | 5 |
| vs. CSU Bakersfield, 11/28/15 | 5 |
| at Clemson, 11/18/15 | 5 |
| vs. Syracuse, 11/28/14 | 5 |
| vs. Tennessee, 2/23/15 | 5 |
| at Missouri, 2/28/13 | 5 |
| vs. Georgia, 3/2/12 | 5 |
| vs. Ole Miss, 3/3/11 | 5 |

| Most | TOs |
|----------------------------|-----|
| 1. at Wake Forest, 12/3/08 | 32 |
| 2. at Ole Miss, 2/25/16 | 29 |
| vs. Hampton, 11/22/12 | 29 |
| vs. Kentucky, 1/15/12 | 29 |
| 4. at Kentucky, 1/13/11 | 28 |

Assists

| | |
|------------------------------------|----|
| 1. vs. <i>Minnesota</i> , 12/11/16 | 29 |
| 2. vs. NC Central, 12/1/14 | 26 |
| 3. vs. Winthrop, 12/13/15 | 25 |
| vs. UNCG, 11/15/15 | 25 |
| vs. San Diego State, 11/23/14 | 25 |
| vs. Clemson, 11/20/14 | 25 |
| vs. Alabama, 1/19/14 | 25 |
| vs. Charleston Southern, 11/8/13 | 25 |

Steals

| | |
|--|----|
| 1. vs. NC Central, 12/1/14 | 21 |
| vs. Furman, 12/11/11 | 21 |
| 3. vs. San Diego State, 11/23/14 | 18 |
| 4. vs. <i>Saint Peter's</i> , 11/22/16 | 17 |
| vs. Charleston Southern, 11/8/13 | 17 |

Blocked Shots

| | |
|----------------------------------|----|
| 1. vs. Winthrop, 12/13/15 | 16 |
| 2. vs. Arkansas, 3/6/15 | 15 |
| 3. at Mississippi State, 2/6/14 | 14 |
| vs. Kentucky, 1/9/14 | 14 |
| 5. at Kentucky, 3/1/15 | 12 |
| vs. Charleston Southern, 11/8/13 | 12 |

Gamecock Individual Record Book Updates

Italics indicates current student-athlete

Scoring

| Total Career Points | Gms | Points |
|------------------------------------|------------|-------------|
| 1. Sheila Foster (1979-82) | 134 | 2266 |
| 2. Shannon Johnson (1993-96) | 109 | 2230 |
| 3. Brantley Southers (1982-86) | 120 | 1982 |
| 4. Jocelyn Penn (1999-2003) | 117 | 1939 |
| 5. Tiffany Mitchell (2013-16) | 139 | 1885 |
| 6. Schonna Banner (1987-90) | 125 | 1791 |
| 7. Martha Parker (1986-89) | 124 | 1728 |
| 8. Karen Middleton (1988-91) | 128 | 1714 |
| 9. Evelyn Johnson (1980-83) | 113 | 1620 |
| 10. <i>Alaina Coates (2014-17)</i> | <i>133</i> | <i>1603</i> |

| Career Field Goal Percentage | FGM-A | Pct. |
|-----------------------------------|----------------|-------------|
| 1. <i>Alaina Coates (2014-17)</i> | <i>597-963</i> | <i>.620</i> |
| 2. Jocelyn Penn (2012-15) | 757-1277 | .593 |
| 3. Aleighsa Welch (2012-15) | 560-970 | .577 |
| 4. Beth Hunt (1989-90) | 558-967 | .577 |
| 5. Schonna Banner (1987-90) | 775-1426 | .543 |

| SEC Career Points | Gms | Points |
|--------------------------------------|-----------|------------|
| 1. Tiffany Mitchell (2013-16) | 64 | 862 |
| 2. Shannon Johnson (1993-96) | 44 | 836 |
| 3. Jocelyn Penn (1999-2003) | 55 | 807 |
| 4. <i>A'ja Wilson (2015-present)</i> | <i>46</i> | <i>733</i> |
| 5. Annie Lester (1997-2000) | 54 | 731 |
| 6. <i>Alaina Coates (2014-17)</i> | <i>52</i> | <i>727</i> |

| SEC Single-Season Points | Gms | Points |
|---------------------------------|-----------|------------|
| 1. Jocelyn Penn (2002-03) | 13 | 280 |
| 2. Annie Lester (1997-98) | 14 | 267 |
| 3. Shannon Johnson (1993-94) | 11 | 262 |
| 4. <i>A'ja Wilson (2015-16)</i> | <i>16</i> | <i>260</i> |
| 5. <i>A'ja Wilson (2016-17)</i> | <i>14</i> | <i>255</i> |

| Total Career Free Throws Made | Gms | Rebs |
|--------------------------------------|------------|------------|
| 1. Shannon Johnson (1993-96) | 109 | 478 |
| 2. Martha Parker (1986-89) | 124 | 473 |
| 3. Tiffany Mitchell (2013-16) | 139 | 447 |
| 4. Sheila Foster (1979-82) | 134 | 418 |
| 5. Jocelyn Penn (1999-03) | 117 | 411 |
| 6. <i>Alaina Coates (2014-17)</i> | <i>133</i> | <i>409</i> |
| 7. <i>A'ja Wilson (2015-present)</i> | <i>102</i> | <i>399</i> |

| Total Career Free Throw Attempts | Gms | Rebs |
|--------------------------------------|------------|------------|
| 1. Shannon Johnson (1993-96) | 109 | 679 |
| 2. Martha Parker (1986-89) | 124 | 641 |
| 3. Sheila Foster (1979-82) | 134 | 624 |
| 4. <i>Alaina Coates (2014-17)</i> | <i>133</i> | <i>638</i> |
| 5. Jocelyn Penn (1999-03) | 117 | 604 |
| 6. Tiffany Mitchell (2013-16) | 139 | 578 |
| 7. <i>A'ja Wilson (2015-present)</i> | <i>102</i> | <i>562</i> |
| 8. Aleighsa Welch (2012-15) | 137 | 545 |

Rebounding

| Total Career Rebounds | Gms | Rebs |
|-----------------------------------|------------|-------------|
| 1. Sheila Foster (1979-82) | 134 | 1427 |
| 2. <i>Alaina Coates (2014-17)</i> | <i>133</i> | <i>1230</i> |
| 3. Marsha Williams (1990-93) | 116 | 1026 |
| 4. Aleighsa Welch (2012-15) | 137 | 956 |
| 5. Schonna Banner (1987-90) | 125 | 901 |

| Total Career Offensive Rebounds | Gms | DR |
|-----------------------------------|------------|------------|
| 1. Aleighsa Welch (2012-15) | 137 | 449 |
| 2. Marsha Williams (1990-93) | 116 | 427 |
| 3. <i>Alaina Coates (2014-17)</i> | <i>133</i> | <i>380</i> |
| 4. Annie Lester (1997-2000) | 110 | 348 |
| 5. Jocelyn Penn (1999-03) | 117 | 345 |

| Total Career Defensive Rebounds | Gms | DR |
|--------------------------------------|------------|------------|
| 1. <i>Alaina Coates (2014-17)</i> | <i>133</i> | <i>850</i> |
| 2. Marsha Williams (1990-93) | 116 | 599 |
| 3. Petra Ujhelyi (2000-03) | 119 | 579 |
| 4. <i>A'ja Wilson (2015-present)</i> | <i>102</i> | <i>522</i> |
| 5. Aleighsa Welch (2012-15) | 137 | 507 |

| SEC Career Rebounds | Gms | Rebs |
|--------------------------------------|-----------|------------|
| 1. <i>Alaina Coates (2014-17)</i> | <i>62</i> | <i>599</i> |
| 2. Aleighsa Welch (2012-15) | 62 | 430 |
| 3. Annie Lester (1997-2000) | 54 | 376 |
| 4. <i>A'ja Wilson (2015-present)</i> | <i>46</i> | <i>374</i> |
| 5. Petra Ujhelyi (2000-03) | 56 | 363 |

| SEC Career Defensive Rebounds | Gms | Rebs |
|--------------------------------------|-----------|------------|
| 1. <i>Alaina Coates (2014-17)</i> | <i>62</i> | <i>437</i> |
| 2. <i>A'ja Wilson (2015-present)</i> | <i>46</i> | <i>250</i> |
| 3. Petra Ujhelyi (2000-03) | 56 | 249 |
| 4. Aleighsa Welch (2012-15) | 62 | 240 |
| 5. Iva Sliskovic (2004-07) | 56 | 210 |
| Annie Lester (1997-2000) | 54 | 210 |

| Total Single-Season Defensive Rebs. | Gms | DR |
|-------------------------------------|-----------|------------|
| 1. <i>Alaina Coates (2015-16)</i> | <i>34</i> | <i>253</i> |
| 2. Beth Hunt (1989-90) | 33 | 230 |
| 3. <i>Alaina Coates (2016-17)</i> | <i>28</i> | <i>208</i> |
| 4. <i>Alaina Coates (2013-14)</i> | <i>34</i> | <i>203</i> |
| 5. <i>A'ja Wilson (2015-16)</i> | <i>33</i> | <i>199</i> |

| SEC Single-Season Rebounds | Gms | Rebs |
|-----------------------------------|-----------|------------|
| 1. <i>Alaina Coates (2015-16)</i> | <i>16</i> | <i>177</i> |
| 2. <i>Alaina Coates (2016-17)</i> | <i>15</i> | <i>166</i> |
| 3. Kelsey Bone (2009-10) | 16 | 138 |
| 4. <i>A'ja Wilson (2015-16)</i> | <i>16</i> | <i>136</i> |
| <i>Alaina Coates (2013-14)</i> | <i>16</i> | <i>136</i> |

| SEC Single-Season Defensive Rebs. | Gms | DR |
|-----------------------------------|-----------|------------|
| 1. <i>Alaina Coates (2015-16)</i> | <i>16</i> | <i>140</i> |
| 2. <i>Alaina Coates (2016-17)</i> | <i>15</i> | <i>123</i> |
| 3. <i>Alaina Coates (2013-14)</i> | <i>16</i> | <i>100</i> |
| 4. Kelsey Bone (2009-10) | 16 | 99 |
| 5. <i>A'ja Wilson (2015-16)</i> | <i>16</i> | <i>93</i> |

Double-Doubles

| Total Career | Gms | Tot. |
|--------------------------------------|------------|-----------|
| 1. Sheila Foster (1979-82) | 134 | 72 |
| 2. <i>Alaina Coates (2014-17)</i> | <i>133</i> | <i>57</i> |
| 3. Marsha Williams (1990-93) | 116 | 44 |
| 4. Denise Nanney (1975-77) | 78 | 42 |
| 5. Katrina Anderson (1978-79) | 71 | 41 |
| 6. Sharon Gilmore (1983-86) | 110 | 32 |
| 7. Brantley Southers (1982-86) | 120 | 29 |
| 8. <i>A'ja Wilson (2015-present)</i> | <i>102</i> | <i>28</i> |
| 9. Beth Hunt (1989-90) | 63 | 27 |
| 10. Schonna Banner (1987-90) | 125 | 25 |

| SEC Career | Gms | Tot. |
|--------------------------------------|-----------|-----------|
| 1. <i>Alaina Coates (2014-17)</i> | <i>62</i> | <i>27</i> |
| 2. <i>A'ja Wilson (2015-present)</i> | <i>46</i> | <i>13</i> |
| 3. Marsha Williams (1992-93) | 22 | 11 |
| 4. Aleighsa Welch (2012-15) | 62 | 10 |
| Annie Lester (1997-2000) | 54 | 10 |

| Single-Season | Gms | Tot. |
|-----------------------------------|-----------|-----------|
| 1. Katrina Anderson (1977-78) | 34 | 25 |
| 2. Sheila Foster (1980-81) | 34 | 23 |
| 3. Denise Nanney (1974-75) | 30 | 22 |
| 4. <i>Alaina Coates (2015-16)</i> | <i>35</i> | <i>20</i> |
| Sheila Foster (1981-82) | 31 | 20 |
| Sheila Foster (1979-80) | 36 | 20 |
| 7. Marsha Williams (1991-92) | 28 | 17 |
| 8. Katrina Anderson (1978-79) | 37 | 16 |
| 9. <i>Alaina Coates (2016-17)</i> | <i>28</i> | <i>15</i> |
| Beth Hunt (1989-90) | 33 | 15 |

| SEC Single-Season | Gms | Tot. |
|-----------------------------------|-----------|-----------|
| 1. <i>Alaina Coates (2015-16)</i> | <i>16</i> | <i>10</i> |
| 2. <i>Alaina Coates (2016-17)</i> | <i>15</i> | <i>7</i> |
| 3. Marsha Williams (1991-92) | 11 | 6 |
| 4. <i>A'ja Wilson (2016-17)</i> | <i>14</i> | <i>5</i> |
| <i>A'ja Wilson (2015-16)</i> | <i>16</i> | <i>5</i> |
| Alaina Coates (2014-15) | 15 | 5 |
| Alaina Coates (2013-14) | 16 | 5 |
| Aleighsa Welch (2013-14) | 16 | 5 |
| Annie Lester (1997-98) | 14 | 5 |
| Marsha Williams (1992-93) | 11 | 5 |

Blocks

| Total Career | Gms | Blocks |
|--------------------------------------|------------|------------|
| 1. <i>A'ja Wilson (2015-present)</i> | <i>102</i> | <i>247</i> |
| 2. <i>Alaina Coates (2014-17)</i> | <i>133</i> | <i>210</i> |
| 3. Lakesha Tolliver (2004-07) | 112 | 177 |
| 4. Elem Ibiam (2012-15) | 126 | 164 |
| 5. Michelle Murray (1990-93) | 96 | 148 |

| SEC Career | Gms | Blocks |
|--------------------------------------|-----------|------------|
| 1. <i>A'ja Wilson (2015-present)</i> | <i>46</i> | <i>116</i> |
| 2. <i>Alaina Coates (2014-17)</i> | <i>62</i> | <i>92</i> |
| 3. Aleisha Welch (201-15) | 62 | 73 |
| Petra Ujhelyi (2000-03) | 56 | 72 |
| 5. Elem Ibiam (2012-15) | 57 | 69 |

| Total Single-Season | Gms | Blocks |
|-----------------------------------|-----------|------------|
| 1. <i>A'ja Wilson (2015-16)</i> | <i>32</i> | <i>103</i> |
| 2. Elem Ibiam (2013-14) | 34 | 83 |
| 3. <i>A'ja Wilson (2016-17)</i> | <i>32</i> | <i>79</i> |
| 4. <i>Alaina Coates (2013-14)</i> | <i>34</i> | <i>73</i> |
| 5. <i>A'ja Wilson (2014-15)</i> | <i>37</i> | <i>65</i> |

| SEC Single-Season | Gms | Blocks |
|-----------------------------------|-----------|-----------|
| 1. <i>A'ja Wilson (2015-16)</i> | <i>16</i> | <i>53</i> |
| 2. Elem Ibiam (2013-14) | 16 | 44 |
| 3. <i>Alaina Coates (2013-14)</i> | <i>16</i> | <i>35</i> |
| 4. <i>A'ja Wilson (2014-15)</i> | <i>16</i> | <i>32</i> |
| 5. <i>A'ja Wilson (2016-17)</i> | <i>14</i> | <i>31</i> |
| Aleighsa Welch (2013-14) | 16 | 31 |



2016-17 South Carolina Basketball
South Carolina Combined Team Statistics (as of Mar 26, 2017)
All games



| RECORD: | OVERALL | HOME | AWAY | NEUTRAL |
|----------------|---------|------|------|---------|
| ALL GAMES | 30-4 | 15-1 | 10-3 | 5-0 |
| CONFERENCE | 14-2 | 7-1 | 7-1 | 0-0 |
| NON-CONFERENCE | 16-2 | 8-0 | 3-2 | 5-0 |

| ## | Player | gp-gs | min | Total | | 3-Point | | F-Throw | | Rebounds | | | avg | pf | dq | a | to | blk | stl | pts | avg | | |
|----------------|-------------------|-------|------|----------|---------|---------|---------|---------|---------|----------|-----|-----|------|------|-----|----|-----|-----|-----|-----|------|------|--|
| | | | | fg-fga | fg% | 3fg-fga | 3fg% | ft-fga | ft% | off | def | tot | | | | | | | | | | | |
| 22 | WILSON, A'ja | 32-32 | 903 | 28.2 | 213-361 | .590 | 0-1 | .000 | 148-198 | .747 | 81 | 160 | 241 | 7.5 | 69 | 1 | 45 | 59 | 79 | 39 | 574 | 17.9 | |
| 10 | GRAY, Allisha | 34-33 | 961 | 28.3 | 164-321 | .511 | 35-110 | .318 | 77-107 | .720 | 65 | 97 | 162 | 4.8 | 74 | 1 | 87 | 45 | 19 | 46 | 440 | 12.9 | |
| 41 | COATES, Alaina | 28-27 | 749 | 26.8 | 140-209 | .670 | 0-0 | .000 | 82-126 | .651 | 92 | 208 | 300 | 10.7 | 66 | 1 | 45 | 39 | 39 | 32 | 362 | 12.9 | |
| 03 | DAVIS, Kaela | 34-33 | 932 | 27.4 | 149-398 | .374 | 59-163 | .362 | 75-93 | .806 | 33 | 99 | 132 | 3.9 | 82 | 1 | 78 | 78 | 0 | 33 | 432 | 12.7 | |
| 01 | CUEVAS-MOORE, Bia | 34-16 | 778 | 22.9 | 96-245 | .392 | 36-95 | .379 | 64-81 | .790 | 14 | 50 | 64 | 1.9 | 51 | 0 | 66 | 51 | 2 | 55 | 292 | 8.6 | |
| 52 | HARRIS, Tyasha | 34-24 | 866 | 25.5 | 65-155 | .419 | 23-73 | .315 | 24-37 | .649 | 4 | 57 | 61 | 1.8 | 53 | 0 | 112 | 53 | 7 | 32 | 177 | 5.2 | |
| 21 | HERBERT HARRIGAN | 34-3 | 576 | 16.9 | 69-147 | .469 | 1-4 | .250 | 36-51 | .706 | 39 | 78 | 117 | 3.4 | 55 | 2 | 19 | 39 | 39 | 14 | 175 | 5.1 | |
| 04 | CLINEY, Doniyah | 34-1 | 606 | 17.8 | 33-76 | .434 | 7-20 | .350 | 25-44 | .568 | 39 | 57 | 96 | 2.8 | 46 | 0 | 43 | 34 | 3 | 33 | 98 | 2.9 | |
| 00 | PATRICK, Victoria | 23-0 | 147 | 6.4 | 10-36 | .278 | 9-29 | .310 | 3-9 | .333 | 3 | 8 | 11 | 0.5 | 8 | 0 | 4 | 5 | 2 | 3 | 32 | 1.4 | |
| 15 | DAVIS, Tiffany | 18-1 | 125 | 6.9 | 6-24 | .250 | 3-18 | .167 | 6-8 | .750 | 4 | 12 | 16 | 0.9 | 7 | 0 | 6 | 6 | 1 | 1 | 21 | 1.2 | |
| 12 | BRADSHAW, Araion | 23-0 | 157 | 6.8 | 5-20 | .250 | 4-10 | .400 | 7-10 | .700 | 4 | 15 | 19 | 0.8 | 17 | 0 | 18 | 10 | 0 | 6 | 21 | 0.9 | |
| Team | | | | | | | | | | | 46 | 66 | 112 | | | | | | | | | | |
| Total..... | | 34 | 6800 | 950-1992 | | .477 | 177-523 | .338 | 547-764 | .716 | 424 | 907 | 1331 | 39.1 | 528 | 6 | 523 | 428 | 191 | 294 | 2624 | 77.2 | |
| Opponents..... | | 34 | 6800 | 724-2035 | | .356 | 154-564 | .273 | 330-471 | .701 | 425 | 684 | 1109 | 32.6 | 660 | 21 | 358 | 522 | 90 | 190 | 1932 | 56.8 | |

| TEAM STATISTICS | SC | OPP | Date | Opponent | Score | Att. |
|------------------------|----------|----------|-------------|---------------------------|----------|-------|
| SCORING | 2624 | 1932 | 11/14/16 | at #7/6 Ohio State | w 92-80 | 6683 |
| Points per game | 77.2 | 56.8 | @ 11/20/16 | HAMPTON | w 92-38 | 11795 |
| Scoring margin | +20.4 | - | @ 11/21/16 | MAINE | w 79-42 | 11057 |
| FIELD GOALS-ATT | 950-1992 | 724-2035 | @ 11/22/16 | SAINT PETER'S | w 93-38 | 11455 |
| Field goal pct | .477 | .356 | @ 11/27/16 | vs #4/4 Louisville | w 83-59 | 1812 |
| 3 POINT FG-ATT | 177-523 | 154-564 | 12/01/16 | at #14/15 Texas | w 76-67 | 3330 |
| 3-point FG pct | .338 | .273 | 12/04/16 | at Duke | L 63-74 | 6036 |
| 3-pt FG made per game | 5.2 | 4.5 | 12/11/16 | MINNESOTA | w 98-58 | 12461 |
| FREE THROWS-ATT | 547-764 | 330-471 | 12/15/16 | CLEMSON | w 83-61 | 11916 |
| Free throw pct | .716 | .701 | 12/18/16 | #9/9 UCLA | w 66-57 | 13367 |
| F-Throws made per game | 16.1 | 9.7 | 12/21/16 | at Savannah State | w 70-30 | 1411 |
| REBOUNDS | 1331 | 1109 | * 01/01/17 | ALABAMA | w 93-45 | 12069 |
| Rebounds per game | 39.1 | 32.6 | * 01/05/17 | at Auburn | w 73-47 | 2144 |
| Rebounding margin | +6.5 | - | * 01/08/17 | at Florida | w 81-62 | 2232 |
| ASSISTS | 523 | 358 | * 01/12/17 | GEORGIA | w 66-63 | 12043 |
| Assists per game | 15.4 | 10.5 | * 01/15/17 | at LSU | w 84-61 | 2840 |
| TURNOVERS | 428 | 522 | * 01/19/17 | OLE MISS | w 65-46 | 12518 |
| Turnovers per game | 12.6 | 15.4 | * 01/23/17 | #4/4 MISSISSIPPI ST. | w 64-61 | 13120 |
| Turnover margin | +2.8 | - | * 01/26/17 | at Georgia | w 62-44 | 3540 |
| Assist/turnover ratio | 1.2 | 0.7 | * 01/30/17 | TENNESSEE | L 74-76 | 13690 |
| STEALS | 294 | 190 | * 02/02/17 | at #25/- Kentucky | w 75-63 | 5533 |
| Steals per game | 8.6 | 5.6 | * 02/05/17 | at Arkansas | w 79-49 | 1650 |
| BLOCKS | 191 | 90 | * 02/09/17 | AUBURN | w 60-41 | 13360 |
| Blocks per game | 5.6 | 2.6 | 02/13/17 | at #1/1 UConn | L 55-66 | 10167 |
| ATTENDANCE | 196431 | 85040 | * 02/16/17 | VANDERBILT | w 82-51 | 13089 |
| Home games-Avg/Game | 16-12277 | 13-4443 | * 02/19/17 | at Mizou | L 60-62 | 5789 |
| Neutral site-Avg/Game | - | 5-5457 | * 02/23/17 | at Texas A&M | w 80-64 | 6402 |
| | | | * 02/26/17 | #22/- KENTUCKY | w 95-87 | 18000 |
| | | | ^ 03/03/17 | vs Georgia | w 72-48 | 5702 |
| | | | ^ 03/04/17 | vs #20/24 Kentucky | w 89-77 | 7554 |
| | | | ^ 03/05/17 | vs #6/7 Mississippi State | w 59-49 | 7715 |
| | | | \$ 03/17/17 | UNC ASHEVILLE | w 90-40 | 8215 |
| | | | \$ 03/19/17 | ARIZONA STATE | w 71-68 | 8276 |
| | | | \$ 03/25/17 | vs Quinnipiac | w 100-58 | 4500 |

* = Conference game

@ = Basketball Hall of Fame Women's Challenge (Columbia, S.C./Springfield, Mass.)

^ = SEC Tournament (Greenville, S.C.)

\$ = NCAA Tournament (Columbia, S.C.; Stockton, Calif.)



2016-17 South Carolina Basketball
South Carolina Combined Team Statistics (as of Feb 26, 2017)
Conference games



| RECORD: | OVERALL | HOME | AWAY | NEUTRAL |
|----------------|----------------|-------------|-------------|----------------|
| ALL GAMES | 14-2 | 7-1 | 7-1 | 0-0 |
| CONFERENCE | 14-2 | 7-1 | 7-1 | 0-0 |
| NON-CONFERENCE | 0-0 | 0-0 | 0-0 | 0-0 |

| ## | Player | gp-gs | min | avg | Total | | 3-Point | | F-Throw | | Rebounds | | | pf | dq | a | to | blk | stl | pts | avg | | | |
|----------------|-------------------|-------|------|---------|--------|------|---------|------|---------|------|----------|-----|-----|------|-----|---|-----|-----|-----|-----|------|------|--|--|
| | | | | | fg-fga | fg% | 3fg-fga | 3fg% | ft-fga | ft% | off | def | tot | | | | | | | | | | | |
| 22 | WILSON, A'ja | 14-14 | 413 | 29.5 | 99-156 | .635 | 0-1 | .000 | 57-79 | .722 | 41 | 78 | 119 | 8.5 | 27 | 0 | 21 | 27 | 31 | 18 | 255 | 18.2 | | |
| 10 | GRAY, Alisha | 16-15 | 469 | 29.3 | 71-143 | .497 | 18-55 | .327 | 48-64 | .750 | 34 | 41 | 75 | 4.7 | 37 | 1 | 40 | 25 | 11 | 24 | 208 | 13.0 | | |
| 41 | COATES, Alaina | 15-15 | 425 | 28.3 | 75-113 | .664 | 0-0 | .000 | 40-63 | .635 | 43 | 123 | 166 | 11.1 | 41 | 1 | 24 | 22 | 20 | 21 | 190 | 12.7 | | |
| 03 | DAVIS, Kaela | 16-16 | 432 | 27.0 | 62-183 | .339 | 19-71 | .268 | 33-42 | .786 | 12 | 38 | 50 | 3.1 | 40 | 0 | 30 | 33 | 0 | 15 | 176 | 11.0 | | |
| 01 | CUEVAS-MOORE, Bia | 16-2 | 391 | 24.4 | 49-118 | .415 | 19-46 | .413 | 35-42 | .833 | 5 | 21 | 26 | 1.6 | 24 | 0 | 24 | 25 | 0 | 20 | 152 | 9.5 | | |
| 52 | HARRIS, Tyasha | 16-16 | 452 | 28.3 | 33-81 | .407 | 13-41 | .317 | 15-20 | .750 | 1 | 29 | 30 | 1.9 | 27 | 0 | 60 | 25 | 5 | 21 | 94 | 5.9 | | |
| 21 | HERBERT HARRIGAN | 16-1 | 215 | 13.4 | 26-59 | .441 | 1-2 | .500 | 6-11 | .545 | 10 | 26 | 36 | 2.3 | 30 | 1 | 4 | 18 | 17 | 3 | 59 | 3.7 | | |
| 04 | CLINEY, Doniyah | 16-0 | 270 | 16.9 | 11-33 | .333 | 4-12 | .333 | 6-14 | .429 | 15 | 19 | 34 | 2.1 | 26 | 0 | 21 | 19 | 0 | 19 | 32 | 2.0 | | |
| 12 | BRADSHAW, Araion | 11-0 | 52 | 4.7 | 2-9 | .222 | 2-5 | .400 | 6-8 | .750 | 2 | 7 | 9 | 0.8 | 8 | 0 | 5 | 5 | 0 | 1 | 12 | 1.1 | | |
| 15 | DAVIS, Tiffany | 6-1 | 28 | 4.7 | 2-5 | .400 | 2-5 | .400 | 0-0 | .000 | 1 | 1 | 2 | 0.3 | 1 | 0 | 1 | 0 | 0 | 0 | 6 | 1.0 | | |
| 00 | PATRICK, Victoria | 11-0 | 53 | 4.8 | 3-10 | .300 | 2-7 | .286 | 1-4 | .250 | 1 | 4 | 5 | 0.5 | 5 | 0 | 0 | 0 | 1 | 1 | 9 | 0.8 | | |
| Team | | | | | | | | | | | 17 | 28 | 45 | | | | | | | | | | | |
| Total..... | | 16 | 3200 | 433-910 | | .476 | 80-245 | .327 | 247-347 | .712 | 182 | 415 | 597 | 37.3 | 266 | 3 | 230 | 203 | 85 | 143 | 1193 | 74.6 | | |
| Opponents..... | | 16 | 3200 | 342-930 | | .368 | 74-247 | .300 | 164-242 | .678 | 192 | 327 | 519 | 32.4 | 308 | 9 | 179 | 247 | 34 | 85 | 922 | 57.6 | | |

| TEAM STATISTICS | SC | OPP | Date | Opponent | Score | Att. |
|------------------------|-----------|------------|---|----------------------|--------------|-------------|
| SCORING | 1193 | 922 | * 01/01/17 | ALABAMA | w 93-45 | 12069 |
| Points per game | 74.6 | 57.6 | * 01/05/17 | at Auburn | w 73-47 | 2144 |
| Scoring margin | +16.9 | - | * 01/08/17 | at Florida | w 81-62 | 2232 |
| FIELD GOALS-ATT | 433-910 | 342-930 | * 01/12/17 | GEORGIA | w 66-63 | 12043 |
| Field goal pct | .476 | .368 | * 01/15/17 | at LSU | w 84-61 | 2840 |
| 3 POINT FG-ATT | 80-245 | 74-247 | * 01/19/17 | OLE MISS | w 65-46 | 12518 |
| 3-point FG pct | .327 | .300 | * 01/23/17 | #4/4 MISSISSIPPI ST. | w 64-61 | 13120 |
| 3-pt FG made per game | 5.0 | 4.6 | * 01/26/17 | at Georgia | w 62-44 | 3540 |
| FREE THROWS-ATT | 247-347 | 164-242 | * 01/30/17 | TENNESSEE | L 74-76 | 13690 |
| Free throw pct | .712 | .678 | * 02/02/17 | at #25/- Kentucky | w 75-63 | 5533 |
| F-Throws made per game | 15.4 | 10.3 | * 02/05/17 | at Arkansas | w 79-49 | 1650 |
| REBOUNDS | 597 | 519 | * 02/09/17 | AUBURN | w 60-41 | 13360 |
| Rebounds per game | 37.3 | 32.4 | * 02/16/17 | VANDERBILT | w 82-51 | 13089 |
| Rebounding margin | +4.9 | - | * 02/19/17 | at Mizzou | L 60-62 | 5789 |
| ASSISTS | 230 | 179 | * 02/23/17 | at Texas A&M | w 80-64 | 6402 |
| Assists per game | 14.4 | 11.2 | * 02/26/17 | #22/- KENTUCKY | w 95-87 | 18000 |
| TURNOVERS | 203 | 247 | * = Conference game | | | |
| Turnovers per game | 12.7 | 15.4 | @ = Basketball Hall of Fame Women's Challenge (Columbia, S.C./Springfield, Mass.) | | | |
| Turnover margin | +2.8 | - | | | | |
| Assist/turnover ratio | 1.1 | 0.7 | | | | |
| STEALS | 143 | 85 | | | | |
| Steals per game | 8.9 | 5.3 | | | | |
| BLOCKS | 85 | 34 | | | | |
| Blocks per game | 5.3 | 2.1 | | | | |
| ATTENDANCE | 107889 | 30130 | | | | |
| Home games-Avg/Game | 8-13486 | 8-3766 | | | | |
| Neutral site-Avg/Game | - | 0-0 | | | | |

| Score by Periods | 1st | 2nd | 3rd | 4th | Totals |
|-------------------------|------------|------------|------------|------------|---------------|
| South Carolina | 328 | 283 | 289 | 293 | 1193 |
| Opponents | 202 | 234 | 217 | 269 | 922 |



2016-17 South Carolina Basketball
South Carolina Combined Team Statistics (as of Mar 05, 2017)
vs Ranked Teams



| RECORD: | OVERALL | HOME | AWAY | NEUTRAL |
|----------------|----------------|-------------|-------------|----------------|
| ALL GAMES | 9-1 | 3-0 | 3-1 | 3-0 |
| CONFERENCE | 3-0 | 2-0 | 1-0 | 0-0 |
| NON-CONFERENCE | 6-1 | 1-0 | 2-1 | 3-0 |

| # | Player | gp-gs | min | avg | Total | | 3-Point | | F-Throw | | Rebounds | | | pf | dq | a | to | blk | stl | pts | avg | |
|----------------|-------------------|-------|------|------|---------|------|---------|------|---------|------|----------|-----|-----|------|-----|----|-----|-----|-----|-----|-----|------|
| | | | | | fg-fga | fg% | 3fg-fga | 3fg% | ft-fga | ft% | off | def | tot | | | | | | | | | |
| 22 | WILSON, A'ja | 10-10 | 321 | 32.1 | 71-127 | .559 | 0-0 | .000 | 53-71 | .746 | 22 | 61 | 83 | 8.3 | 25 | 1 | 15 | 28 | 32 | 12 | 195 | 19.5 |
| 03 | DAVIS, Kaela | 10-10 | 299 | 29.9 | 48-118 | .407 | 15-39 | .385 | 27-31 | .871 | 4 | 34 | 38 | 3.8 | 27 | 0 | 20 | 31 | 0 | 12 | 138 | 13.8 |
| 10 | GRAY, Allisha | 10-9 | 309 | 30.9 | 43-87 | .494 | 7-23 | .304 | 27-40 | .675 | 12 | 29 | 41 | 4.1 | 23 | 0 | 13 | 11 | 3 | 11 | 120 | 12.0 |
| 41 | COATES, Alaina | 9-8 | 234 | 26.0 | 34-56 | .607 | 0-0 | .000 | 38-54 | .704 | 31 | 72 | 103 | 11.4 | 25 | 0 | 15 | 16 | 8 | 6 | 106 | 11.8 |
| 01 | CUEVAS-MOORE, Bia | 10-5 | 219 | 21.9 | 22-71 | .310 | 7-21 | .333 | 16-20 | .800 | 6 | 13 | 19 | 1.9 | 21 | 0 | 15 | 16 | 0 | 10 | 67 | 6.7 |
| 52 | HARRIS, Tyasha | 10-6 | 287 | 28.7 | 18-45 | .400 | 7-24 | .292 | 16-24 | .667 | 2 | 8 | 10 | 1.0 | 20 | 0 | 35 | 17 | 1 | 7 | 59 | 5.9 |
| 21 | HERBERT HARRIGAN | 10-1 | 162 | 16.2 | 19-37 | .514 | 0-1 | .000 | 8-11 | .727 | 10 | 21 | 31 | 3.1 | 17 | 0 | 7 | 11 | 10 | 3 | 46 | 4.6 |
| 04 | CLINEY, Doniyah | 10-0 | 138 | 13.8 | 3-11 | .273 | 1-4 | .250 | 12-20 | .600 | 6 | 11 | 17 | 1.7 | 16 | 0 | 12 | 5 | 0 | 2 | 19 | 1.9 |
| 15 | DAVIS, Tiffany | 4-1 | 17 | 4.3 | 1-2 | .500 | 1-2 | .500 | 1-2 | .500 | 0 | 2 | 2 | 0.5 | 0 | 0 | 1 | 0 | 0 | 0 | 4 | 1.0 |
| 12 | BRADSHAW, Araion | 4-0 | 8 | 2.0 | 0-1 | .000 | 0-0 | .000 | 0-0 | .000 | 0 | 0 | 0 | 0.0 | 1 | 0 | 0 | 1 | 0 | 0 | 0 | 0.0 |
| 00 | PATRICK, Victoria | 4-0 | 6 | 1.5 | 0-1 | .000 | 0-1 | .000 | 0-0 | .000 | 0 | 0 | 0 | 0.0 | 0 | 0 | 0 | 0 | 0 | 0 | 0 | 0.0 |
| Team | | | | | | | | | | | 15 | 21 | 36 | | | | 2 | | | | | |
| Total..... | | 10 | 2000 | | 259-556 | .466 | 38-115 | .330 | 198-273 | .725 | 108 | 272 | 380 | 38.0 | 175 | 1 | 133 | 138 | 54 | 63 | 754 | 75.4 |
| Opponents..... | | 10 | 2000 | | 255-665 | .383 | 48-197 | .244 | 108-151 | .715 | 144 | 208 | 352 | 35.2 | 229 | 13 | 121 | 128 | 39 | 53 | 666 | 66.6 |

| TEAM STATISTICS | SC | OPP | Date | Opponent | Score | Att. |
|------------------------|-----------|------------|---|---------------------------|--------------|-------------|
| SCORING | 754 | 666 | 11/14/16 | at #7/6 Ohio State | w 92-80 | 6683 |
| Points per game | 75.4 | 66.6 | @ 11/27/16 | vs #4/4 Louisville | w 83-59 | 1812 |
| Scoring margin | +8.8 | - | 12/01/16 | at #14/15 Texas | w 76-67 | 3330 |
| FIELD GOALS-ATT | 259-556 | 255-665 | 12/18/16 | #9/9 UCLA | w 66-57 | 13367 |
| Field goal pct | .466 | .383 | * 01/23/17 | #4/4 MISSISSIPPI ST. | w 64-61 | 13120 |
| 3 POINT FG-ATT | 38-115 | 48-197 | * 02/02/17 | at #25/- Kentucky | w 75-63 | 5533 |
| 3-point FG pct | .330 | .244 | 02/13/17 | at #1/1 UConn | L 55-66 | 10167 |
| 3-pt FG made per game | 3.8 | 4.8 | * 02/26/17 | #22/- KENTUCKY | w 95-87 | 18000 |
| FREE THROWS-ATT | 198-273 | 108-151 | ^ 03/04/17 | vs #20/24 Kentucky | w 89-77 | 7554 |
| Free throw pct | .725 | .715 | ^ 03/05/17 | vs #6/7 Mississippi State | w 59-49 | 7715 |
| F-Throws made per game | 19.8 | 10.8 | * = Conference game | | | |
| REBOUNDS | 380 | 352 | @ = Basketball Hall of Fame Women's Challenge (Columbia, S.C./Springfield, Mass.) | | | |
| Rebounds per game | 38.0 | 35.2 | ^ = SEC Tournament (Greenville, S.C.) | | | |
| Rebounding margin | +2.8 | - | | | | |
| ASSISTS | 133 | 121 | | | | |
| Assists per game | 13.3 | 12.1 | | | | |
| TURNOVERS | 138 | 128 | | | | |
| Turnovers per game | 13.8 | 12.8 | | | | |
| Turnover margin | -1.0 | - | | | | |
| Assist/turnover ratio | 1.0 | 0.9 | | | | |
| STEALS | 63 | 53 | | | | |
| Steals per game | 6.3 | 5.3 | | | | |
| BLOCKS | 54 | 39 | | | | |
| Blocks per game | 5.4 | 3.9 | | | | |
| ATTENDANCE | 44487 | 42794 | | | | |
| Home games-Avg/Game | 3-14829 | 4-6428 | | | | |
| Neutral site-Avg/Game | - | 3-5694 | | | | |

| Score by Periods | 1st | 2nd | 3rd | 4th | Totals |
|-------------------------|------------|------------|------------|------------|---------------|
| South Carolina | 172 | 191 | 185 | 206 | 754 |
| Opponents | 165 | 154 | 170 | 177 | 666 |



2016-17 South Carolina Basketball
South Carolina Combined Team Statistics (as of Mar 25, 2017)
NCAA Tournament



| RECORD: | OVERALL | HOME | AWAY | NEUTRAL |
|----------------|----------------|-------------|-------------|----------------|
| ALL GAMES | 3-0 | 2-0 | 0-0 | 1-0 |
| CONFERENCE | 0-0 | 0-0 | 0-0 | 0-0 |
| NON-CONFERENCE | 3-0 | 2-0 | 0-0 | 1-0 |

| ## | Player | gp-gs | min | avg | Total | | 3-Point | | F-Throw | | Rebounds | | | pf | dq | a | to | blk | stl | pts | avg | | |
|----------------|-------------------|-------|-----|------|--------|------|---------|-------|---------|-------|----------|-----|-----|------|----|---|----|-----|-----|-----|-----|------|--|
| | | | | | fg-fga | fg% | 3fg-fga | 3fg% | ft-fa | ft% | off | def | tot | | | | | | | | | | |
| 22 | WILSON, A'ja | 3-3 | 85 | 28.3 | 21-34 | .618 | 0-0 | .000 | 21-22 | .955 | 8 | 12 | 20 | 6.7 | 6 | 0 | 2 | 3 | 5 | 4 | 63 | 21.0 | |
| 03 | DAVIS, Kaela | 3-3 | 77 | 25.7 | 17-36 | .472 | 9-19 | .474 | 11-13 | .846 | 4 | 13 | 17 | 5.7 | 10 | 0 | 8 | 9 | 0 | 3 | 54 | 18.0 | |
| 10 | GRAY, Alisha | 3-3 | 80 | 26.7 | 24-38 | .632 | 1-4 | .250 | 3-4 | .750 | 11 | 17 | 28 | 9.3 | 8 | 0 | 7 | 3 | 1 | 2 | 52 | 17.3 | |
| 01 | CUEVAS-MOORE, Bia | 3-3 | 75 | 25.0 | 10-23 | .435 | 3-10 | .300 | 7-7 | 1.000 | 0 | 2 | 2 | 0.7 | 4 | 0 | 6 | 3 | 0 | 8 | 30 | 10.0 | |
| 21 | HERBERT HARRIGAN | 3-0 | 67 | 22.3 | 8-14 | .571 | 0-0 | .000 | 7-8 | .875 | 2 | 7 | 9 | 3.0 | 4 | 0 | 2 | 3 | 4 | 3 | 23 | 7.7 | |
| 04 | CLINEY, Doniyah | 3-0 | 75 | 25.0 | 7-9 | .778 | 1-1 | 1.000 | 0-1 | .000 | 4 | 3 | 7 | 2.3 | 2 | 0 | 5 | 2 | 2 | 5 | 15 | 5.0 | |
| 15 | DAVIS, Tiffany | 2-0 | 22 | 11.0 | 2-5 | .400 | 1-4 | .250 | 3-3 | 1.000 | 1 | 2 | 3 | 1.5 | 3 | 0 | 3 | 1 | 0 | 0 | 8 | 4.0 | |
| 00 | PATRICK, Victoria | 2-0 | 22 | 11.0 | 2-8 | .250 | 2-7 | .286 | 0-0 | .000 | 0 | 1 | 1 | 0.5 | 1 | 0 | 0 | 1 | 0 | 0 | 6 | 3.0 | |
| 52 | HARRIS, Tyasha | 3-3 | 72 | 24.0 | 4-6 | .667 | 1-1 | 1.000 | 0-3 | .000 | 0 | 10 | 10 | 3.3 | 7 | 0 | 13 | 3 | 0 | 2 | 9 | 3.0 | |
| 12 | BRADSHAW, Araion | 2-0 | 25 | 12.5 | 0-1 | .000 | 0-0 | .000 | 1-2 | .500 | 0 | 4 | 4 | 2.0 | 2 | 0 | 6 | 1 | 0 | 1 | 1 | 0.5 | |
| Team | | | | | | | | | | | 4 | 4 | 8 | | | | | | | | | | |
| Total..... | | 3 | 600 | | 95-174 | .546 | 18-46 | .391 | 53-63 | .841 | 34 | 75 | 109 | 36.3 | 47 | 0 | 52 | 30 | 12 | 28 | 261 | 87.0 | |
| Opponents..... | | 3 | 600 | | 61-168 | .363 | 16-39 | .410 | 28-38 | .737 | 32 | 48 | 80 | 26.7 | 56 | 1 | 31 | 46 | 3 | 16 | 166 | 55.3 | |



2016-17 South Carolina Basketball
South Carolina Combined Team Statistics (as of Mar 05, 2017)
SEC Tournament



| RECORD: | OVERALL | HOME | AWAY | NEUTRAL |
|----------------|----------------|-------------|-------------|----------------|
| ALL GAMES | 3-0 | 0-0 | 0-0 | 3-0 |
| CONFERENCE | 0-0 | 0-0 | 0-0 | 0-0 |
| NON-CONFERENCE | 3-0 | 0-0 | 0-0 | 3-0 |

| ## | Player | gp-gs | min | avg | Total | | 3-Point | | F-Throw | | Rebounds | | | pf | dq | a | to | blk | stl | pts | avg | | |
|----------------|-------------------|-------|-----|------|--------|------|---------|------|---------|-------|----------|-----|-----|------|----|---|----|-----|-----|-----|-----|------|--|
| | | | | | fg-fga | fg% | 3fg-fga | 3fg% | ft-fa | ft% | off | def | tot | | | | | | | | | | |
| 22 | WILSON, A'ja | 3-3 | 91 | 30.3 | 20-36 | .556 | 0-0 | .000 | 19-25 | .760 | 5 | 19 | 24 | 8.0 | 7 | 0 | 1 | 3 | 16 | 5 | 59 | 19.7 | |
| 03 | DAVIS, Kaela | 3-3 | 92 | 30.7 | 19-38 | .500 | 5-7 | .714 | 6-6 | 1.000 | 0 | 9 | 9 | 3.0 | 8 | 0 | 7 | 6 | 0 | 2 | 49 | 16.3 | |
| 21 | HERBERT HARRIGAN | 3-2 | 73 | 24.3 | 11-16 | .688 | 0-0 | .000 | 6-8 | .750 | 6 | 9 | 15 | 5.0 | 5 | 0 | 2 | 2 | 3 | 1 | 28 | 9.3 | |
| 01 | CUEVAS-MOORE, Bia | 3-1 | 83 | 27.7 | 7-19 | .368 | 3-7 | .429 | 8-10 | .800 | 2 | 8 | 10 | 3.3 | 3 | 0 | 10 | 6 | 0 | 4 | 25 | 8.3 | |
| 10 | GRAY, Alisha | 3-3 | 87 | 29.0 | 10-23 | .435 | 3-7 | .429 | 2-2 | 1.000 | 4 | 7 | 11 | 3.7 | 6 | 0 | 3 | 3 | 1 | 3 | 25 | 8.3 | |
| 04 | CLINEY, Doniyah | 3-0 | 61 | 20.3 | 5-10 | .500 | 1-2 | .500 | 6-8 | .750 | 2 | 7 | 9 | 3.0 | 3 | 0 | 8 | 2 | 0 | 0 | 17 | 5.7 | |
| 52 | HARRIS, Tyasha | 3-3 | 87 | 29.0 | 6-13 | .462 | 2-4 | .500 | 2-2 | 1.000 | 0 | 5 | 5 | 1.7 | 7 | 0 | 12 | 9 | 0 | 3 | 16 | 5.3 | |
| 41 | COATES, Alaina | 1-0 | 4 | 4.0 | 0-0 | .000 | 0-0 | .000 | 1-2 | .500 | 0 | 1 | 1 | 1.0 | 0 | 0 | 1 | 0 | 0 | 0 | 1 | 1.0 | |
| 15 | DAVIS, Tiffany | 2-0 | 11 | 5.5 | 0-1 | .000 | 0-1 | .000 | 0-0 | .000 | 0 | 0 | 0 | 0.0 | 2 | 0 | 0 | 1 | 0 | 0 | 0 | 0.0 | |
| 00 | PATRICK, Victoria | 2-0 | 6 | 3.0 | 0-0 | .000 | 0-0 | .000 | 0-0 | .000 | 0 | 0 | 0 | 0.0 | 0 | 0 | 0 | 1 | 0 | 0 | 0 | 0.0 | |
| 12 | BRADSHAW, Araion | 2-0 | 5 | 2.5 | 0-0 | .000 | 0-0 | .000 | 0-0 | .000 | 0 | 1 | 1 | 0.5 | 0 | 0 | 0 | 0 | 0 | 0 | 0 | 0.0 | |
| Team | | | | | | | | | | | 0 | 6 | 6 | | | | | | | | | | |
| Total..... | | 3 | 600 | | 78-156 | .500 | 14-28 | .500 | 50-63 | .794 | 19 | 72 | 91 | 30.3 | 41 | 0 | 44 | 35 | 20 | 18 | 220 | 73.3 | |
| Opponents..... | | 3 | 600 | | 69-195 | .354 | 6-49 | .122 | 30-36 | .833 | 47 | 63 | 110 | 36.7 | 51 | 1 | 30 | 41 | 10 | 10 | 174 | 58.0 | |



2016-17 South Carolina Basketball
South Carolina Combined Team Statistics (as of Mar 25, 2017)
Postseason



| RECORD: | OVERALL | HOME | AWAY | NEUTRAL |
|----------------|----------------|-------------|-------------|----------------|
| ALL GAMES | 6-0 | 2-0 | 0-0 | 4-0 |
| CONFERENCE | 0-0 | 0-0 | 0-0 | 0-0 |
| NON-CONFERENCE | 6-0 | 2-0 | 0-0 | 4-0 |

| ## | Player | gp-gs | min | avg | Total | | 3-Point | | F-Throw | | Rebounds | | | pf | dq | a | to | blk | stl | pts | avg | |
|----------------|-------------------|-------|------|------|---------|------|---------|------|---------|-------|----------|-----|-----|------|-----|---|----|-----|-----|-----|-----|------|
| | | | | | fg-fga | fg% | 3fg-fga | 3fg% | ft-fa | ft% | off | def | tot | | | | | | | | | |
| 22 | WILSON, A'ja | 6-6 | 176 | 29.3 | 41-70 | .586 | 0-0 | .000 | 40-47 | .851 | 13 | 31 | 44 | 7.3 | 13 | 0 | 3 | 6 | 21 | 9 | 122 | 20.3 |
| 03 | DAVIS, Kaela | 6-6 | 169 | 28.2 | 36-74 | .486 | 14-26 | .538 | 17-19 | .895 | 4 | 22 | 26 | 4.3 | 18 | 0 | 15 | 15 | 0 | 5 | 103 | 17.2 |
| 10 | GRAY, Allisha | 6-6 | 167 | 27.8 | 34-61 | .557 | 4-11 | .364 | 5-6 | .833 | 15 | 24 | 39 | 6.5 | 14 | 0 | 10 | 6 | 2 | 5 | 77 | 12.8 |
| 01 | CUEVAS-MOORE, Bia | 6-4 | 158 | 26.3 | 17-42 | .405 | 6-17 | .353 | 15-17 | .882 | 2 | 10 | 12 | 2.0 | 7 | 0 | 16 | 9 | 0 | 12 | 55 | 9.2 |
| 21 | HERBERT HARRIGAN | 6-2 | 140 | 23.3 | 19-30 | .633 | 0-0 | .000 | 13-16 | .813 | 8 | 16 | 24 | 4.0 | 9 | 0 | 4 | 5 | 7 | 4 | 51 | 8.5 |
| 04 | CLINEY, Doniyah | 6-0 | 136 | 22.7 | 12-19 | .632 | 2-3 | .667 | 6-9 | .667 | 6 | 10 | 16 | 2.7 | 5 | 0 | 13 | 4 | 2 | 5 | 32 | 5.3 |
| 52 | HARRIS, Tyasha | 6-6 | 159 | 26.5 | 10-19 | .526 | 3-5 | .600 | 2-5 | .400 | 0 | 15 | 15 | 2.5 | 14 | 0 | 25 | 12 | 0 | 5 | 25 | 4.2 |
| 15 | DAVIS, Tiffany | 4-0 | 33 | 8.3 | 2-6 | .333 | 1-5 | .200 | 3-3 | 1.000 | 1 | 2 | 3 | 0.8 | 5 | 0 | 3 | 2 | 0 | 0 | 8 | 2.0 |
| 00 | PATRICK, Victoria | 4-0 | 28 | 7.0 | 2-8 | .250 | 2-7 | .286 | 0-0 | .000 | 0 | 1 | 1 | 0.3 | 1 | 0 | 0 | 2 | 0 | 0 | 6 | 1.5 |
| 41 | COATES, Alaina | 1-0 | 4 | 4.0 | 0-0 | .000 | 0-0 | .000 | 1-2 | .500 | 0 | 1 | 1 | 1.0 | 0 | 0 | 1 | 0 | 0 | 0 | 1 | 1.0 |
| 12 | BRADSHAW, Araion | 4-0 | 30 | 7.5 | 0-1 | .000 | 0-0 | .000 | 1-2 | .500 | 0 | 5 | 5 | 1.3 | 2 | 0 | 6 | 1 | 0 | 1 | 1 | 0.3 |
| Team | | | | | | | | | | | 4 | 10 | 14 | | | | 3 | | | | | |
| Total..... | | 6 | 1200 | | 173-330 | .524 | 32-74 | .432 | 103-126 | .817 | 53 | 147 | 200 | 33.3 | 88 | 0 | 96 | 65 | 32 | 46 | 481 | 80.2 |
| Opponents..... | | 6 | 1200 | | 130-363 | .358 | 22-88 | .250 | 58-74 | .784 | 79 | 111 | 190 | 31.7 | 107 | 2 | 61 | 87 | 13 | 26 | 340 | 56.7 |

TEAM STATISTICS

| | SC | OPP |
|------------------------|-----------|------------|
| SCORING | 481 | 340 |
| Points per game | 80.2 | 56.7 |
| Scoring margin | +23.5 | - |
| FIELD GOALS-ATT | 173-330 | 130-363 |
| Field goal pct | .524 | .358 |
| 3 POINT FG-ATT | 32-74 | 22-88 |
| 3-point FG pct | .432 | .250 |
| 3-pt FG made per game | 5.3 | 3.7 |
| FREE THROWS-ATT | 103-126 | 58-74 |
| Free throw pct | .817 | .784 |
| F-Throws made per game | 17.2 | 9.7 |
| REBOUNDS | 200 | 190 |
| Rebounds per game | 33.3 | 31.7 |
| Rebounding margin | +1.7 | - |
| ASSISTS | 96 | 61 |
| Assists per game | 16.0 | 10.2 |
| TURNOVERS | 65 | 87 |
| Turnovers per game | 10.8 | 14.5 |
| Turnover margin | +3.7 | - |
| Assist/turnover ratio | 1.5 | 0.7 |
| STEALS | 46 | 26 |
| Steals per game | 7.7 | 4.3 |
| BLOCKS | 32 | 13 |
| Blocks per game | 5.3 | 2.2 |
| ATTENDANCE | 16491 | 20971 |
| Home games-Avg/Game | 2-8246 | 0-0 |
| Neutral site-Avg/Game | - | 4-5243 |

| Date | Opponent | Score | Att. |
|-------------|---------------------------|--------------|-------------|
| ^ 03/03/17 | vs Georgia | w 72-48 | 5702 |
| ^ 03/04/17 | vs #20/24 Kentucky | w 89-77 | 7554 |
| ^ 03/05/17 | vs #6/7 Mississippi State | w 59-49 | 7715 |
| \$ 03/17/17 | UNC ASHEVILLE | w 90-40 | 8215 |
| \$ 03/19/17 | ARIZONA STATE | w 71-68 | 8276 |
| \$ 03/25/17 | vs Quinnipiac | w 100-58 | 0 |

* = Conference game

@ = Basketball Hall of Fame Women's Challenge (Columbia, S.C./Springfield, Mass.)

^ = SEC Tournament (Greenville, S.C.)

\$ = NCAA Tournament (Columbia, S.C.)

| Score by Periods | 1st | 2nd | 3rd | 4th | Totals |
|-------------------------|------------|------------|------------|------------|---------------|
| South Carolina | 122 | 122 | 112 | 125 | 481 |
| Opponents | 77 | 89 | 91 | 83 | 340 |



2016-17 South Carolina Basketball
 South Carolina Season Schedule/Results & Leaders (as of Mar 25, 2017)
All games



| RECORD: | OVERALL | HOME | AWAY | NEUTRAL |
|----------------|----------------|-------------|-------------|----------------|
| ALL GAMES | 30-4 | 15-1 | 10-3 | 5-0 |
| CONFERENCE | 14-2 | 7-1 | 7-1 | 0-0 |
| NON-CONFERENCE | 16-2 | 8-0 | 3-2 | 5-0 |

| Date | Opponent | Score | Att. | High Points | High Rebounds |
|-------------|----------------------------|--------------|-------------|---|--|
| 11/14/16 | at #7/6 Ohio State | W 92-80 | 6683 | (37)DAVIS, Kaela | (13)COATES, Alaina |
| 11/20/16 | @HAMPTON | W 92-38 | 11795 | (28)COATES, Alaina | (16)COATES, Alaina |
| 11/21/16 | @MAINE | W 79-42 | 11057 | (14)WILSON, A'ja | (14)COATES, Alaina |
| 11/22/16 | @SAINT PETER'S | W 93-38 | 11455 | (16)COATES, Alaina | (8)CLINEY, Doniyah (8)GRAY, Allisha |
| 11/27/16 | @vs #4/4 Louisville | W 83-59 | 1812 | (17)WILSON, A'ja (17)GRAY, Allisha (17)COATES, Alaina | (14)COATES, Alaina |
| 12/01/16 | at #14/15 Texas | W 76-67 | 3330 | (31)WILSON, A'ja | (12)WILSON, A'ja |
| 12/04/16 | at Duke | 63-74 L | 6036 | (18)WILSON, A'ja | (6)WILSON, A'ja (6)GRAY, Allisha (6)DAVIS, Kaela |
| 12/11/16 | MINNESOTA | W 98-58 | 12461 | (22)DAVIS, Kaela | (11)COATES, Alaina |
| 12/15/16 | CLEMSON | W 83-61 | 11916 | (20)WILSON, A'ja | (10)COATES, Alaina (10)WILSON, A'ja |
| 12/18/16 | #9/9 UCLA | W 66-57 | 13367 | (20)COATES, Alaina | (14)COATES, Alaina |
| 12/21/16 | at Savannah State | W 70-30 | 1411 | (18)WILSON, A'ja | (7)CLINEY, Doniyah (7)COATES, Alaina |
| 01/01/17 | *ALABAMA | W 93-45 | 12069 | (23)WILSON, A'ja | (11)COATES, Alaina |
| 01/05/17 | *at Auburn | W 73-47 | 2144 | (21)DAVIS, Kaela | (11)WILSON, A'ja |
| 01/08/17 | *at Florida | W 81-62 | 2232 | (23)WILSON, A'ja | (13)WILSON, A'ja (13)COATES, Alaina |
| 01/12/17 | *GEORGIA | W 66-63 | 12043 | (25)CUEVAS-MOORE, Bian | (11)COATES, Alaina |
| 01/15/17 | *at LSU | W 84-61 | 2840 | (24)COATES, Alaina | (11)COATES, Alaina |
| 01/19/17 | *OLE MISS | W 65-46 | 12518 | (15)COATES, Alaina | (15)COATES, Alaina |
| 01/23/17 | *#4/4 MISSISSIPPI ST. | W 64-61 | 13120 | (26)WILSON, A'ja | (12)COATES, Alaina |
| 01/26/17 | *at Georgia | W 62-44 | 3540 | (19)WILSON, A'ja | (13)COATES, Alaina |
| 01/30/17 | *TENNESSEE | 74-76 L | 13690 | (18)CUEVAS-MOORE, Bian | (9)COATES, Alaina |
| 02/02/17 | *at #25/- Kentucky | W 75-63 | 5533 | (20)WILSON, A'ja (20)COATES, Alaina | (18)COATES, Alaina |
| 02/05/17 | *at Arkansas | W 79-49 | 1650 | (18)COATES, Alaina (18)WILSON, A'ja | (19)COATES, Alaina |
| 02/09/17 | *AUBURN | W 60-41 | 13360 | (17)WILSON, A'ja | (9)COATES, Alaina |
| 02/13/17 | at #1/1 UConn | 55-66 L | 10167 | (17)WILSON, A'ja | (15)COATES, Alaina |
| 02/16/17 | *VANDERBILT | W 82-51 | 13089 | (15)COATES, Alaina (15)DAVIS, Kaela | (8)WILSON, A'ja |
| 02/19/17 | *at Mizzou | 60-62 L | 5789 | (23)WILSON, A'ja | (9)WILSON, A'ja |
| 02/23/17 | *at Texas A&M | W 80-64 | 6402 | (21)WILSON, A'ja | (15)WILSON, A'ja |
| 02/26/17 | *#22/- KENTUCKY | W 95-87 | 18000 | (25)WILSON, A'ja | (10)WILSON, A'ja |
| 03/03/17 | ^vs Georgia | W 72-48 | 5702 | (18)WILSON, A'ja | (10)HERBERT HARRIGAN, |
| 03/04/17 | ^vs #20/24 Kentucky | W 89-77 | 7554 | (26)WILSON, A'ja | (8)WILSON, A'ja |
| 03/05/17 | ^vs #6/7 Mississippi State | W 59-49 | 7715 | (23)DAVIS, Kaela | (9)WILSON, A'ja |
| 03/17/17 | \$UNC ASHEVILLE | W 90-40 | 8215 | (22)GRAY, Allisha | (12)GRAY, Allisha |
| 03/19/17 | \$ARIZONA STATE | W 71-68 | 8276 | (21)WILSON, A'ja | (11)WILSON, A'ja |
| 03/25/17 | \$vs Quinnipiac | W 100-58 | | (28)DAVIS, Kaela | (8)GRAY, Allisha |

* = Conference game

@ = Basketball Hall of Fame Women's Challenge (Columbia, S.C./Springfield, Mass.)

^ = SEC Tournament (Greenville, S.C.)

\$ = NCAA Tournament (Columbia, S.C.)

| Attendance Summary | Games | Attend | Avg/Game |
|---------------------------|--------------|---------------|-----------------|
| Home | 16 | 196431 | 12277 |
| Away | 13 | 57757 | 4443 |
| Neutral | 5 | 22783 | 4557 |
| Total | 34 | 276971 | 8146 |



2016-17 South Carolina Basketball
South Carolina Points-Rebounds-Assists (as of Mar 25, 2017)
All games



| Opponent | Date | Score | 00 | 01 | 03 | 04 | 10 | 12 | 15 |
|-------------------------|----------|--------|------------|------------|------------|------------|------------|------------|------------|
| | | | PATRICK,VI | CUEVAS-MOO | DAVIS,KAEL | CLINEY,DON | GRAY,ALLIS | BRADSHAW,A | DAVIS,TIFF |
| at #7/6 Ohio State | 11/14/16 | 92-80 | w | 0-0-0 | 9-2-2 | 37-10-5 | 0-1-0 | 24-7-3 | 0-0-0 |
| HAMPTON | 11/20/16 | 92-38 | w | 4-2-1 | 4-1-1 | 3-7-5 | 2-1-0 | 16-1-4 | 0-1-1 |
| MAINE | 11/21/16 | 79-42 | w | 3-1-0 | 7-1-2 | 10-3-3 | 4-4-4 | 10-3-3 | 0-0-1 |
| SAINT PETER'S | 11/22/16 | 93-38 | w | 3-0-1 | 11-3-3 | 14-3-3 | 3-8-1 | 13-8-5 | 3-0-1 |
| vs #4/4 Louisville | 11/27/16 | 83-59 | w | 0-0-0 | 4-1-3 | 13-8-1 | 3-4-0 | 17-3-0 | 0-0-0 |
| at #14/15 Texas | 12/01/16 | 76-67 | w | DNP | 7-0-2 | 12-3-1 | 0-0-0 | 8-4-0 | DNP |
| at Duke | 12/04/16 | 63-74 | L | DNP | 9-2-2 | 14-6-2 | 0-0-0 | 11-6-6 | DNP |
| MINNESOTA | 12/11/16 | 98-58 | w | 3-0-0 | 6-2-1 | 22-3-4 | 6-8-3 | 18-5-7 | 3-2-2 |
| CLEMSON | 12/15/16 | 83-61 | w | 0-0-0 | 4-2-4 | 17-3-4 | 7-9-1 | 8-2-1 | 0-1-1 |
| #9/9 UCLA | 12/18/16 | 66-57 | w | DNP | 10-5-1 | 2-4-2 | 6-4-0 | 11-3-2 | DNP |
| at Savannah State | 12/21/16 | 70-30 | w | 4-2-2 | 3-3-5 | 6-4-3 | 3-7-0 | 12-4-4 | 2-1-1 |
| ALABAMA | 01/01/17 | 93-45 | w | 3-2-0 | 9-1-1 | 16-3-2 | 1-5-1 | 7-2-2 | 1-3-2 |
| at Auburn | 01/05/17 | 73-47 | w | 3-0-0 | 19-2-7 | 21-5-2 | 3-1-6 | 5-4-2 | DNP |
| at Florida | 01/08/17 | 81-62 | w | 0-0-0 | 3-2-1 | 10-6-1 | 1-1-0 | 18-6-2 | 0-0-0 |
| GEORGIA | 01/12/17 | 66-63 | w | 0-0-0 | 25-2-3 | 4-3-2 | 0-4-1 | 14-7-1 | DNP |
| at LSU | 01/15/17 | 84-61 | w | 0-0-0 | 17-2-3 | 8-2-3 | 3-1-0 | 21-5-2 | 3-1-0 |
| OLE MISS | 01/19/17 | 65-46 | w | 0-1-0 | 7-2-0 | 14-1-0 | 4-2-1 | 11-5-4 | 2-0-0 |
| #4/4 MISSISSIPPI ST. | 01/23/17 | 64-61 | w | DNP | 2-1-0 | 4-0-1 | 1-0-0 | 17-7-1 | DNP |
| at Georgia | 01/26/17 | 62-44 | w | DNP | 6-6-1 | 8-3-1 | 7-4-1 | 18-4-1 | 3-0-1 |
| TENNESSEE | 01/30/17 | 74-76 | L | DNP | 18-3-0 | 15-2-0 | 0-1-0 | 14-8-1 | 0-0-0 |
| at #25/- Kentucky | 02/02/17 | 75-63 | w | 0-0-0 | 3-0-2 | 7-2-0 | 3-1-6 | 11-5-2 | 0-0-0 |
| at Arkansas | 02/05/17 | 79-49 | w | 3-0-0 | 10-2-0 | 10-3-2 | 0-5-1 | 10-4-4 | 0-3-1 |
| AUBURN | 02/09/17 | 60-41 | w | 0-0-0 | 0-1-0 | 11-0-5 | 2-1-1 | 9-3-6 | 0-1-0 |
| at #1/1 UConn | 02/13/17 | 55-66 | L | DNP | 11-4-0 | 3-2-0 | 0-0-0 | 7-2-2 | DNP |
| VANDERBILT | 02/16/17 | 82-51 | w | 0-2-0 | 7-1-3 | 15-5-3 | 2-5-3 | 11-2-5 | 1-0-1 |
| at Mizzou | 02/19/17 | 60-62 | L | DNP | 6-0-1 | 6-3-2 | 3-0-0 | 13-4-3 | DNP |
| at Texas A&M | 02/23/17 | 80-64 | w | 0-0-0 | 16-0-2 | 7-11-3 | 2-2-0 | 12-6-3 | 2-1-0 |
| #22/- KENTUCKY | 02/26/17 | 95-87 | w | DNP | 4-1-0 | 20-1-3 | 0-1-0 | 17-3-1 | DNP |
| vs Georgia | 03/03/17 | 72-48 | w | 0-0-0 | 8-5-5 | 9-1-0 | 11-3-2 | 17-4-1 | 0-1-0 |
| vs #20/24 Kentucky | 03/04/17 | 89-77 | w | 0-0-0 | 13-3-3 | 17-3-4 | 4-2-3 | 6-2-2 | 0-0-0 |
| vs #6/7 Mississippi Sta | 03/05/17 | 59-49 | w | DNP | 4-2-2 | 23-5-3 | 2-4-3 | 2-5-0 | DNP |
| UNC ASHEVILLE | 03/17/17 | 90-40 | w | 3-1-0 | 18-0-3 | 6-9-1 | 2-3-0 | 22-12-3 | 1-1-1 |
| ARIZONA STATE | 03/19/17 | 71-68 | w | DNP | 7-2-0 | 20-3-4 | 4-1-2 | 11-8-2 | DNP |
| vs Quinnipiac | 03/25/17 | 100-58 | w | 3-0-0 | 5-0-3 | 28-5-3 | 9-3-3 | 19-8-2 | 0-3-5 |

| Opponent | Date | Score | 21 | 22 | 41 | 52 | |
|-------------------------|----------|--------|------------|------------|------------|------------|--------|
| | | | HERBERT HA | WILSON,A'J | COATES,ALA | HARRIS,TYA | |
| at #7/6 Ohio State | 11/14/16 | 92-80 | w | 4-5-0 | 5-3-0 | 10-13-3 | 3-0-3 |
| HAMPTON | 11/20/16 | 92-38 | w | 8-7-2 | 20-7-2 | 28-16-1 | 3-2-2 |
| MAINE | 11/21/16 | 79-42 | w | 13-8-2 | 14-3-2 | 12-14-0 | 4-2-3 |
| SAINT PETER'S | 11/22/16 | 93-38 | w | 9-4-0 | 14-5-4 | 16-7-2 | 7-0-1 |
| vs #4/4 Louisville | 11/27/16 | 83-59 | w | 11-2-1 | 17-5-5 | 17-14-1 | 0-0-6 |
| at #14/15 Texas | 12/01/16 | 76-67 | w | 2-4-2 | 31-12-0 | 6-7-0 | 10-1-0 |
| at Duke | 12/04/16 | 63-74 | L | 0-3-1 | 18-6-0 | 8-5-2 | 3-1-1 |
| MINNESOTA | 12/11/16 | 98-58 | w | 5-3-2 | 10-6-2 | 16-11-2 | 9-1-6 |
| CLEMSON | 12/15/16 | 83-61 | w | 8-5-0 | 20-10-4 | 19-10-3 | 0-1-0 |
| #9/9 UCLA | 12/18/16 | 66-57 | w | 2-7-0 | 13-13-0 | 20-14-0 | 2-1-1 |
| at Savannah State | 12/21/16 | 70-30 | w | 3-6-0 | 18-3-1 | 9-7-2 | 10-5-1 |
| ALABAMA | 01/01/17 | 93-45 | w | 4-5-1 | 23-9-2 | 19-11-1 | 7-1-6 |
| at Auburn | 01/05/17 | 73-47 | w | 2-4-0 | 10-11-1 | 5-6-0 | 5-3-2 |
| at Florida | 01/08/17 | 81-62 | w | 7-3-0 | 23-13-2 | 14-13-2 | 5-2-2 |
| GEORGIA | 01/12/17 | 66-63 | w | 0-2-0 | DNP | 12-11-1 | 11-4-3 |
| at LSU | 01/15/17 | 84-61 | w | 2-2-0 | DNP | 24-11-2 | 6-4-3 |
| OLE MISS | 01/19/17 | 65-46 | w | 2-3-0 | 6-4-0 | 15-15-2 | 4-4-5 |
| #4/4 MISSISSIPPI ST. | 01/23/17 | 64-61 | w | 0-0-0 | 26-9-2 | 9-12-3 | 5-1-3 |
| at Georgia | 01/26/17 | 62-44 | w | 0-0-0 | 19-11-3 | 1-13-0 | 0-0-2 |
| TENNESSEE | 01/30/17 | 74-76 | L | 0-1-0 | 14-4-1 | 7-9-2 | 6-1-6 |
| at #25/- Kentucky | 02/02/17 | 75-63 | w | 4-2-0 | 20-9-3 | 20-18-1 | 7-1-5 |
| at Arkansas | 02/05/17 | 79-49 | w | 6-6-0 | 18-1-0 | 18-19-4 | 4-1-5 |
| AUBURN | 02/09/17 | 60-41 | w | 2-2-0 | 17-6-1 | 16-9-1 | 3-2-4 |
| at #1/1 UConn | 02/13/17 | 55-66 | L | 0-3-1 | 17-5-1 | 10-15-4 | 7-2-3 |
| VANDERBILT | 02/16/17 | 82-51 | w | 12-1-0 | 10-8-1 | 15-7-2 | 9-2-1 |
| at Mizzou | 02/19/17 | 60-62 | L | 5-1-1 | 23-9-0 | 2-3-1 | 2-3-1 |
| at Texas A&M | 02/23/17 | 80-64 | w | 13-1-1 | 21-15-2 | DNP | 7-0-4 |
| #22/- KENTUCKY | 02/26/17 | 95-87 | w | 0-3-1 | 25-10-3 | 13-9-2 | 13-1-8 |
| vs Georgia | 03/03/17 | 72-48 | w | 5-10-0 | 18-7-0 | DNP | 4-2-6 |
| vs #20/24 Kentucky | 03/04/17 | 89-77 | w | 17-3-2 | 26-8-1 | 1-1-1 | 5-2-1 |
| vs #6/7 Mississippi Sta | 03/05/17 | 59-49 | w | 6-2-0 | 15-9-0 | DNP | 7-1-5 |
| UNC ASHEVILLE | 03/17/17 | 90-40 | w | 14-2-1 | 18-5-1 | DNP | 4-5-7 |
| ARIZONA STATE | 03/19/17 | 71-68 | w | 5-2-0 | 21-11-0 | DNP | 3-1-3 |
| vs Quinnipiac | 03/25/17 | 100-58 | w | 4-5-1 | 24-4-1 | DNP | 2-4-3 |



2016-17 South Carolina Basketball
South Carolina Team Game-by-Game Comparison (as of Mar 25, 2017)
All games



| Opponent | 1st | 2nd | Score | Mar | Total FG | FG Pct | 3-Pointers | 3FG Pct | Free Throws | FT Pct | Rebounds | Assist | T/Over | Block | Steal | Fouls | |
|------------------------|-------|-------|--------|------|-------------|-----------|-------------|-----------|-------------|-----------|----------|--------|--------|-------|-------|-------|-------|
| #7/6 Ohio State | 44/39 | 48/41 | 92-80 | +12 | 31-64/28-70 | .484/.400 | 4-11/7-27 | .364/.259 | 26-41/17-24 | .634/.708 | 48/36 | +12 | 16/10 | 17/17 | 5/5 | 9/2 | 22/29 |
| HAMPPTON | 53/26 | 39/12 | 92-38 | +54 | 29-70/14-58 | .414/.241 | 6-21/4-15 | .286/.267 | 28-35/6-12 | .800/.500 | 50/36 | +14 | 19/9 | 9/24 | 8/3 | 12/3 | 12/26 |
| MAINE | 43/19 | 36/23 | 79-42 | +37 | 33-59/15-56 | .559/.268 | 3-14/5-22 | .214/.227 | 10-16/7-9 | .625/.778 | 42/27 | +15 | 21/9 | 10/13 | 5/2 | 7/4 | 11/15 |
| SAINT PETERS | 64/21 | 29/17 | 93-38 | +55 | 37-66/16-54 | .561/.296 | 10-24/4-20 | .417/.200 | 9-17/7-2 | .529/1000 | 44/24 | +20 | 22/6 | 13/22 | 7/1 | 17/11 | 4/14 |
| #4/4 Louisville | 37/29 | 46/30 | 83-59 | +24 | 27-60/23-60 | .450/.383 | 5-17/6-18 | .294/.333 | 24-31/7-10 | .774/.700 | 46/29 | +17 | 17/14 | 13/17 | 6/9 | 7/3 | 19/27 |
| #14/15 Texas | 33/30 | 43/37 | 76-67 | +9 | 22-52/28-68 | .423/.412 | 2-10/4-13 | .200/.308 | 30-40/7-14 | .750/.500 | 37/40 | (3) | 5/13 | 13/17 | 6/9 | 10/5 | 18/29 |
| Duke | 29/36 | 34/38 | 63-74 | (11) | 24-57/30-60 | .421/.500 | 6-23/5-12 | .261/.417 | 9-14/9-11 | .643/.818 | 33/30 | +3 | 14/8 | 19/16 | 3/3 | 6/14 | 11/15 |
| MINNESOTA | 57/27 | 41/31 | 98-58 | +40 | 38-72/18-63 | .528/.286 | 16-33/10-32 | .485/.313 | 6-10/12-18 | .600/.667 | 45/38 | +7 | 29/12 | 11/14 | 9/3 | 9/6 | 17/17 |
| CLEMSON | 38/28 | 45/33 | 83-61 | +22 | 31-67/21-61 | .463/.344 | 4-14/2-11 | .286/.182 | 17-25/17-23 | .680/.739 | 49/30 | +19 | 18/5 | 13/11 | 11/2 | 6/5 | 19/20 |
| #9/9 UCLA | 26/26 | 40/31 | 66-57 | +9 | 22-66/22-78 | .333/.282 | 1-3/4-27 | .333/.148 | 21-32/9-17 | .656/.529 | 54/47 | +7 | 6/9 | 15/9 | 5/7 | 4/11 | 14/27 |
| Savannah State | 39/12 | 31/18 | 70-30 | +40 | 30-62/11-51 | .484/.216 | 2-13/3-15 | .154/.200 | 8-16/5-5 | .500/1000 | 50/25 | +25 | 19/3 | 10/16 | 6/1 | 12/7 | 9/9 |
| ALABAMA | 41/22 | 52/23 | 93-45 | +48 | 34-64/16-59 | .531/.271 | 6-16/4-16 | .375/.250 | 19-26/9-12 | .731/.750 | 44/27 | +17 | 18/9 | 14/22 | 10/4 | 12/6 | 18/21 |
| Auburn | 41/25 | 32/22 | 73-47 | +26 | 28-56/16-58 | .500/.276 | 14-28/3-18 | .500/.167 | 3-4/12-15 | .750/.800 | 37/32 | +5 | 20/6 | 15/11 | 6/1 | 4/4 | 19/11 |
| Florida | 47/24 | 34/38 | 81-62 | +19 | 30-69/23-63 | .435/.365 | 6-18/4-10 | .333/.400 | 15-23/12-20 | .652/.600 | 48/42 | +6 | 10/11 | 14/22 | 6/2 | 13/6 | 22/22 |
| GEORGIA | 30/27 | 36/36 | 66-63 | +3 | 22-60/24-57 | .367/.421 | 6-18/7-15 | .333/.467 | 16-22/8-14 | .727/.571 | 34/40 | (6) | 11/19 | 11/18 | 1/4 | 13/4 | 14/22 |
| LSU | 49/36 | 35/25 | 84-61 | +23 | 29-51/26-60 | .569/.433 | 5-12/1-6 | .417/.167 | 21-26/8-16 | .808/.500 | 31/30 | +1 | 13/8 | 16/18 | 4/1 | 12/8 | 15/19 |
| OLE MISS | 37/22 | 28/24 | 65-46 | +19 | 23-57/19-52 | .404/.365 | 2-9/2-9 | .222/.222 | 17-24/6-14 | .708/.429 | 41/31 | +10 | 12/12 | 14/18 | 5/3 | 8/6 | 12/20 |
| #4/4 MISSISSIPPI ST. | 28/35 | 36/26 | 64-61 | +3 | 20-42/26-66 | .476/.394 | 3-13/6-16 | .231/.375 | 21-28/3-9 | .750/.333 | 33/34 | (1) | 10/16 | 14/9 | 5/3 | 5/8 | 17/23 |
| Georgia | 23/15 | 39/29 | 62-44 | +18 | 20-57/20-54 | .351/.370 | 5-16/1-10 | .313/.100 | 17-31/3-8 | .548/.375 | 45/38 | +7 | 10/9 | 10/18 | 8/5 | 10/4 | 15/21 |
| TENNESSEE | 36/39 | 38/37 | 74-76 | (2) | 28-61/29-59 | .459/.492 | 5-14/3-8 | .357/.375 | 13-17/15-21 | .765/.714 | 36/28 | +8 | 10/14 | 13/9 | 2/2 | 5/7 | 21/15 |
| #25/- Kentucky | 42/23 | 33/40 | 75-63 | +12 | 28-56/21-62 | .500/.339 | 7-19/6-19 | .368/.316 | 12-15/15-20 | .800/.750 | 40/29 | +11 | 19/9 | 17/14 | 13/9 | 7/5 | 18/15 |
| Arkansas | 43/25 | 36/24 | 79-49 | +30 | 28-58/18-65 | .483/.277 | 5-14/6-29 | .357/.207 | 18-20/7-8 | .900/.875 | 46/30 | +16 | 17/10 | 12/13 | 4/1 | 10/4 | 13/17 |
| AUBURN | 29/16 | 31/25 | 60-41 | +19 | 25-44/14-47 | .568/.298 | 5-14/7-18 | .357/.389 | 5-8/6-8 | .625/.750 | 30/21 | +9 | 18/10 | 14/10 | 7/3 | 3/8 | 10/11 |
| #1/1 UConn | 29/35 | 26/31 | 55-66 | (11) | 20-57/26-63 | .351/.413 | 6-21/4-17 | .286/.235 | 9-14/10-10 | .643/1000 | 36/38 | (2) | 11/20 | 17/12 | 5/2 | 6/8 | 18/17 |
| VANDERBILT | 46/26 | 36/25 | 82-51 | +31 | 32-67/12-53 | .478/.226 | 3-18/4-18 | .167/.222 | 15-31/23-28 | .484/.821 | 37/41 | (4) | 19/7 | 5/20 | 7/1 | 12/2 | 19/28 |
| Mizzou | 30/26 | 30/36 | 60-62 | (2) | 21-51/24-49 | .412/.490 | 3-18/6-18 | .167/.333 | 15-22/8-11 | .682/.727 | 26/34 | (8) | 9/10 | 14/21 | 3/1 | 12/6 | 19/23 |
| Texas A&M | 41/35 | 39/29 | 80-64 | +16 | 31-62/24-59 | .500/.407 | 3-11/5-11 | .273/.455 | 15-16/11-17 | .938/.647 | 38/33 | +5 | 15/17 | 11/15 | 5/2 | 13/2 | 15/14 |
| #22/- KENTUCKY | 48/40 | 47/47 | 95-87 | +8 | 34-55/30-67 | .618/.448 | 2-7/9-26 | .286/.346 | 25-34/18-21 | .735/.857 | 31/29 | +2 | 19/12 | 9/9 | 4/1 | 4/5 | 19/26 |
| Georgia | 42/16 | 30/32 | 72-48 | +24 | 23-52/18-64 | .442/.281 | 6-14/4-15 | .429/.267 | 20-25/8-10 | .800/.800 | 36/40 | (4) | 14/12 | 12/17 | 8/3 | 7/4 | 11/15 |
| #20/24 Kentucky | 47/36 | 42/41 | 89-77 | +12 | 32-56/30-72 | .571/.417 | 4-6/2-19 | .667/.105 | 21-27/15-19 | .778/.789 | 26/42 | (16) | 17/11 | 6/10 | 7/2 | 5/2 | 16/20 |
| #6/7 Mississippi State | 29/26 | 30/23 | 59-49 | +10 | 23-48/21-59 | .479/.356 | 4-8/0-15 | .500/.000 | 9-11/7-7 | .818/1000 | 29/28 | +1 | 13/7 | 17/14 | 5/5 | 6/4 | 14/16 |
| UNC ASHEVILLE | 48/22 | 42/18 | 90-40 | +50 | 37-65/15-58 | .569/.259 | 4-18/5-15 | .222/.333 | 12-16/5-8 | .750/.625 | 45/26 | +19 | 20/6 | 5/14 | 3/1 | 10/2 | 15/14 |
| ARIZONA STATE | 33/39 | 38/29 | 71-68 | +3 | 22-50/24-59 | .440/.407 | 4-12/5-11 | .333/.455 | 23-28/15-20 | .821/.750 | 29/36 | (7) | 11/14 | 12/15 | 5/0 | 10/8 | 20/23 |
| Quinnipiac | 45/27 | 55/31 | 100-58 | +42 | 36-59/22-51 | .610/.431 | 10-16/6-13 | .625/.462 | 18-19/8-10 | .947/.800 | 35/18 | +17 | 21/11 | 13/17 | 4/2 | 8/6 | 12/19 |

Note: Game totals are displayed in the format TEAM/OPPONENT for each category



Official Basketball Box Score - Game Totals - Final Statistics
Georgia vs #5/5 South Carolina
03/03/17 12 noon at Bon Secours Wellness Arena-Greenville, SC



Georgia 48 • 16-15

Table with columns: Player, Total, 3-Ptr, Rebounds, PF, TP, A TO Blk Stl, Min. Rows include Stephanie Paul, Caliya Robinson, Mackenzie Ingram, Pachis Roberts, Haley Clark, Shanea Armbrister, Halle Washington, Simone Costa, Team, and Totals.

Summary statistics table with columns: 1st, 2nd, 3rd, 4th, Game, Deadball Rebounds. Includes FG%, 3FG%, FT%, and other metrics.

#5/5 South Carolina 72 • 25-4

Table with columns: Player, Total, 3-Ptr, Rebounds, PF, TP, A TO Blk Stl, Min. Rows include HERBERT HARRIGAN, WILSON, A'ja, DAVIS, Kaela, GRAY, Allisha, HARRIS, Tyasha, PATRICK, Victoria, CUEVAS-MOORE, Bianca, CLINEY, Doniyah, BRADSHAW, Araion, DAVIS, Tiffany, Team, and Totals.

Summary statistics table with columns: 1st, 2nd, 3rd, 4th, Game, Deadball Rebounds. Includes FG%, 3FG%, FT%, and other metrics.

Officials: Beverly Roberts, Eric Brewton, Eric Koch, A-E. Sidlasky
Technical fouls: Georgia-None. #5/5 South Carolina-None.
Attendance: 5702

Score by periods table with columns: 1st, 2nd, 3rd, 4th, Total. Rows for Georgia and #5/5 South Carolina.

Points in paint table with columns: In Paint, Off T/O, 2nd Chance, Fast Break, Bench. Rows for UGA and SC.

Last FG - UGA 4th-00:28, SC 4th-03:11.
Largest lead - UGA by 3 1st-08:37, SC by 34 3rd-03:43.
UGA led for 02:11. SC led for 35:24. Game was tied for 02:20.



Official Basketball Box Score - Game Totals - Final Statistics
#20/24 Kentucky vs #5/5 South Carolina
03/04/17 5:00 pm at Bon Secours Wellness Arena-Greenville, SC



#20/24 Kentucky 77 • 21-10

Table with columns: Player, Total, 3-Ptr, Rebounds, PF, TP, A TO Blk Stl, Min. Rows include Akhator, Evelyn, Rice, Alyssa, Morris, Maci, Cann, Makenzia, Epps, Makayla, Hardin, Jessica, Roper, Jaida, Team, and Totals.

Summary statistics table with columns: 1st, 2nd, 3rd, 4th, Game, Deadball Rebounds. Includes FG%, 3FG%, FT%, and other metrics.

#5/5 South Carolina 89 • 26-4

Table with columns: Player, Total, 3-Ptr, Rebounds, PF, TP, A TO Blk Stl, Min. Rows include HERBERT HARRIGAN, WILSON, A'ja, DAVIS, Kaela, GRAY, Allisha, HARRIS, Tyasha, PATRICK, Victoria, CUEVAS-MOORE, Bianca, CLINEY, Doniyah, BRADSHAW, Araion, DAVIS, Tiffany, COATES, Alaina, Team, and Totals.

Summary statistics table with columns: 1st, 2nd, 3rd, 4th, Game, Deadball Rebounds. Includes FG%, 3FG%, FT%, and other metrics.

Officials: Lisa Mattingly, Bob Trammell, Brian Garland, A-E. Brewton
Technical fouls: #20/24 Kentucky-None. #5/5 South Carolina-None.
Attendance: 7554

Score by periods table with columns: 1st, 2nd, 3rd, 4th, Total. Rows for #20/24 Kentucky and #5/5 South Carolina.

Points in paint table with columns: In Paint, Off T/O, 2nd Chance, Fast Break, Bench. Rows for KY and SC.

Last FG - KY 4th-00:50, SC 4th-02:05.
Largest lead - KY None, SC by 14 3rd-07:58.
KY led for 00:00. SC led for 39:29. Game was tied for 00:16.



Official Basketball Box Score - Game Totals - Final Statistics
#6/7 Mississippi State vs #5/5 South Carolina
03/05/17 3:02 pm at Bon Secours Wellness Arena-Greenville, SC



#6/7 Mississippi State 49 • 29-4

Table with columns: Player, Total, 3-Ptr, Rebounds, PF, TP, A TO Blk Stl, Min. Rows include Rickardson, Breanna, Okorie, Chinwe, Dillingham, Dominique, William, Morgan, Vivians, Victoria, Schaefer, Blair, Holmes, Jazzmun, Johnson, Roshunda, Chapel, Ketara, McCowan, Teaira, Team, and Totals.

Summary statistics table with columns: 1st, 2nd, 3rd, 4th, Game, Deadball Rebounds. Includes FG%, 3FG%, FT%, and other metrics.

#5/5 South Carolina 59 • 27-4

Table with columns: Player, Total, 3-Ptr, Rebounds, PF, TP, A TO Blk Stl, Min. Rows include WILSON, A'ja, CUEVAS-MOORE, Bianca, DAVIS, Kaela, GRAY, Allisha, HARRIS, Tyasha, CLINEY, Doniyah, HERBERT HARRIGAN, Team, and Totals.

Summary statistics table with columns: 1st, 2nd, 3rd, 4th, Game, Deadball Rebounds. Includes FG%, 3FG%, FT%, and other metrics.

Officials: Dee Kantner, Mark Zentz, Felicia Grinter, A-Sue Blau
Technical fouls: #6/7 Mississippi State-None. #5/5 South Carolina-None.
Attendance: 7715

Score by periods table with columns: 1st, 2nd, 3rd, 4th, Total. Rows for #6/7 Mississippi State and #5/5 South Carolina.

Points in paint table with columns: In Paint, Off T/O, 2nd Chance, Fast Break, Bench. Rows for MST and SC.

Last FG - MST 4th-04:42, SC 4th-00:54.
Largest lead - MST by 5 3rd-01:28, SC by 10 4th-00:35.
MST led for 05:31. SC led for 32:17. Game was tied for 02:12.



Official Basketball Box Score - Game Totals - Final Statistics
UNC Asheville vs #3/4 South Carolina
03/17/17 5 p.m. ET at Columbia, S.C. (Colonial Life Arena)



UNC Asheville 40 • 19-15

Table with columns: Player, Total, 3-Ptr, Rebounds, PF, TP, A TO Blk Stl, Min. Rows include SCOTT, Zip, WEAVER, KJ, FITZGERALD, Bronza, MAJOR, Chatori, WEBB, Khaila, TONEY, Alexis, DENGOKL, Sonora, TRANI, Ali, Team, and Totals.

Summary statistics table with columns: 1st, 2nd, 3rd, 4th, Game, Deadball Rebounds. Includes FG%, 3FG%, FT%, and other metrics.

#3/4 South Carolina 90 • 28-4

Table with columns: Player, Total, 3-Ptr, Rebounds, PF, TP, A TO Blk Stl, Min. Rows include WILSON, A'ja, CUEVAS-MOORE, Bianca, DAVIS, Kaela, GRAY, Allisha, HARRIS, Tyasha, PATRICK, Victoria, CLINEY, Doniyah, BRADSHAW, Araion, DAVIS, Tiffany, HERBERT HARRIGAN, Team, and Totals.

Summary statistics table with columns: 1st, 2nd, 3rd, 4th, Game, Deadball Rebounds. Includes FG%, 3FG%, FT%, and other metrics.

Officials: Lisa Mattingly, Benny Lua, Barbara Smith
Technical fouls: UNC Asheville-None. #3/4 South Carolina-None.
Attendance: 8215

Score by periods table with columns: 1st, 2nd, 3rd, 4th, Total. Rows for UNC Asheville and #3/4 South Carolina.

Points in paint table with columns: In Paint, Off T/O, 2nd Chance, Fast Break, Bench. Rows for UNCA and SC.

Last FG - UNCA 4th-01:33, SC 4th-00:35.
Largest lead - UNCA by 4 1st-08:58, SC by 50 4th-01:43.
UNCA led for 01:43. SC led for 36:14. Game was tied for 02:03.



Official Basketball Box Score -- Game Totals -- Final Statistics
Arizona State vs #3/4 South Carolina
 03/19/17 7:05 p.m. ET at Columbia, S.C. (Colonial Life Arena)



Arizona State 68 • 20-13

| # | Player | Total | | 3-Ptr | | Rebounds | | | PF | TP | A | TO | Blk | Stl | Min |
|---------------|--------------------|--------|--------|--------|--------|----------|-----|-----|----|----|----|----|-----|-----|-----|
| | | FG-FGA | FT-FTA | FG-FGA | FT-FTA | Off | Def | Tot | | | | | | | |
| 21 | Brunner, Sophie | f | 7-18 | 0-1 | 6-8 | 4 | 5 | 9 | 4 | 20 | 4 | 1 | 0 | 1 | 32 |
| 22 | Dornstauder, Quinn | c | 2-5 | 0-0 | 3-5 | 2 | 3 | 5 | 4 | 7 | 2 | 2 | 0 | 3 | 22 |
| 01 | Richardson, Reili | g | 6-11 | 2-4 | 2-2 | 0 | 2 | 2 | 2 | 16 | 1 | 6 | 0 | 0 | 30 |
| 03 | Haines, Sabrina | g | 3-4 | 3-4 | 3-3 | 0 | 0 | 0 | 3 | 12 | 0 | 3 | 0 | 0 | 29 |
| 24 | Moos, Kelsey | g | 1-3 | 0-1 | 0-0 | 1 | 5 | 6 | 3 | 2 | 0 | 1 | 0 | 2 | 27 |
| 04 | Russell, Kiara | g | 0-4 | 0-0 | 0-0 | 0 | 1 | 1 | 1 | 0 | 3 | 0 | 0 | 0 | 20 |
| 11 | Ryan, Robbi | g | 1-4 | 0-0 | 0-0 | 2 | 2 | 4 | 1 | 2 | 3 | 0 | 0 | 0 | 15 |
| 42 | Ibis, Kianna | g | 2-6 | 0-0 | 1-2 | 2 | 2 | 4 | 1 | 5 | 1 | 0 | 0 | 2 | 20 |
| 44 | Hattis, Sara | g | 0-0 | 0-0 | 0-0 | 0 | 1 | 1 | 2 | 0 | 0 | 1 | 0 | 0 | 2 |
| 52 | Ruden, Jamie | g | 2-4 | 0-1 | 0-0 | 1 | 0 | 1 | 2 | 4 | 0 | 1 | 0 | 0 | 3 |
| Team | | | | | | 2 | 1 | 3 | | | | | | | |
| Totals | | | 24-59 | 5-11 | 15-20 | 14 | 22 | 36 | 23 | 68 | 14 | 15 | 0 | 8 | 200 |

1st - FG %: 7-15 46.7% 2nd: 8-15 53.3% 3rd: 3-15 20.0% 4th: 6-14 42.9% Game: 24-59 40.7% Deadball Rebounds: 4,2
 3FG %: 0-0 0.0% 1-2 50.0% 2-6 33.3% 2-3 66.7% 5-11 45.5%
 FT %: 1-1 100.0% 7-9 77.8% 6-8 75.0% 1-2 50.0% 15-20 75.0%

#3/4 South Carolina 71 • 29-4

| # | Player | Total | | 3-Ptr | | Rebounds | | | PF | TP | A | TO | Blk | Stl | Min |
|---------------|---------------------|--------|--------|--------|--------|----------|-----|-----|----|----|----|----|-----|-----|-----|
| | | FG-FGA | FT-FTA | FG-FGA | FT-FTA | Off | Def | Tot | | | | | | | |
| 22 | WILSON, A'ja | f | 7-14 | 0-0 | 7-7 | 4 | 7 | 11 | 4 | 21 | 0 | 2 | 2 | 0 | 33 |
| 01 | CUEVAS-MOORE, Bianc | g | 1-8 | 1-4 | 4-4 | 0 | 2 | 2 | 2 | 7 | 0 | 1 | 0 | 4 | 29 |
| 03 | DAVIS, Kaela | g | 6-13 | 2-7 | 6-8 | 0 | 3 | 3 | 4 | 20 | 4 | 2 | 0 | 2 | 29 |
| 10 | GRAY, Alisha | g | 4-10 | 0-0 | 3-3 | 2 | 6 | 8 | 3 | 11 | 2 | 2 | 0 | 0 | 32 |
| 52 | HARRIS, Tyasha | g | 1-1 | 1-1 | 0-2 | 0 | 1 | 1 | 3 | 3 | 3 | 2 | 0 | 0 | 32 |
| 04 | CLINEY, Doniyah | g | 2-3 | 0-0 | 0-0 | 0 | 1 | 1 | 1 | 4 | 2 | 2 | 2 | 2 | 29 |
| 21 | HERBERT HARRIGAN, | g | 1-1 | 0-0 | 3-4 | 0 | 2 | 2 | 3 | 5 | 0 | 1 | 1 | 2 | 16 |
| Team | | | | | | 1 | 0 | 1 | | | | | | | |
| Totals | | | 22-50 | 4-12 | 23-28 | 7 | 22 | 29 | 20 | 71 | 11 | 12 | 5 | 10 | 200 |

1st - FG %: 7-13 53.8% 2nd: 3-11 27.3% 3rd: 7-16 43.8% 4th: 5-10 50.0% Game: 22-50 44.0% Deadball Rebounds: 2
 3FG %: 2-5 40.0% 0-1 0.0% 2-4 50.0% 0-2 0.0% 4-12 33.3%
 FT %: 3-4 75.0% 8-8 100.0% 2-2 100.0% 10-14 71.4% 23-28 82.1%

Officials: Lisa Mattingly, Benny Luna, Rachelle Jones
 Technical fouls: Arizona State-TEAM. #3/4 South Carolina-None.
 Attendance: 8276
 2017 NCAA Women's Basketball Tournament - Columbia Regional
 Second Round

| Score by periods | 1st | 2nd | 3rd | 4th | Total |
|---------------------|-----|-----|-----|-----|-------|
| Arizona State | 15 | 24 | 14 | 15 | 68 |
| #3/4 South Carolina | 19 | 14 | 18 | 20 | 71 |

Last FG - ASU 4th-02:04, SC 4th-00:48.
 Largest lead - ASU by 11 3rd-08:06, SC by 10 4th-05:51.
 ASU led for 15:41, SC led for 21:36. Game was tied for 02:43.
 Score tied - 7 times.
 Lead changed - 9 times.



Official Basketball Box Score -- Game Totals -- Final Statistics
Quinnipiac vs #3/4 South Carolina
 03/25/17 1:07 PM PDT at Stockton, Calif. <Stockton Arena>



Quinnipiac 58 • 29-7

| # | Player | Total | | 3-Ptr | | Rebounds | | | PF | TP | A | TO | Blk | Stl | Min |
|---------------|-------------------|--------|--------|--------|--------|----------|-----|-----|----|----|----|----|-----|-----|-----|
| | | FG-FGA | FT-FTA | FG-FGA | FT-FTA | Off | Def | Tot | | | | | | | |
| 04 | Strautmene, Paula | f | 2-9 | 0-2 | 0-0 | 1 | 1 | 2 | 4 | 4 | 1 | 1 | 0 | 0 | 19 |
| 21 | Fay, Jen | f | 4-9 | 1-3 | 3-4 | 0 | 4 | 4 | 1 | 12 | 1 | 1 | 0 | 0 | 27 |
| 25 | McClure, Aryn | f | 4-8 | 0-0 | 1-2 | 1 | 2 | 3 | 3 | 9 | 6 | 2 | 0 | 1 | 34 |
| 03 | Martucci, Adily | g | 5-11 | 2-3 | 0-0 | 0 | 1 | 1 | 4 | 12 | 1 | 6 | 0 | 4 | 25 |
| 11 | Thornton, Edell | g | 0-1 | 0-1 | 0-0 | 0 | 0 | 0 | 0 | 0 | 0 | 2 | 0 | 0 | 18 |
| 01 | Udoji, Vanessa | g | 0-1 | 0-0 | 0-0 | 0 | 0 | 0 | 0 | 0 | 0 | 0 | 0 | 0 | 2 |
| 05 | Fabbri, Carly | g | 0-1 | 0-1 | 0-0 | 0 | 0 | 0 | 0 | 0 | 2 | 0 | 0 | 0 | 15 |
| 10 | Ward, Jaden | g | 1-2 | 0-0 | 0-0 | 0 | 0 | 0 | 0 | 0 | 0 | 0 | 0 | 0 | 4 |
| 13 | Shewan, Sarah | g | 3-5 | 2-2 | 0-0 | 1 | 0 | 1 | 2 | 8 | 0 | 1 | 0 | 0 | 20 |
| 20 | Warfel, Paige | g | 0-0 | 0-0 | 0-0 | 0 | 0 | 0 | 1 | 0 | 0 | 1 | 0 | 1 | 4 |
| 23 | Martin, Brittany | g | 1-1 | 0-0 | 2-2 | 0 | 0 | 0 | 0 | 0 | 0 | 0 | 0 | 0 | 7 |
| 24 | Grant, Katie | g | 0-0 | 0-0 | 0-0 | 0 | 0 | 0 | 0 | 0 | 0 | 0 | 0 | 0 | 2 |
| 35 | Manz, Morgan | g | 2-3 | 1-1 | 2-2 | 0 | 1 | 1 | 1 | 7 | 1 | 1 | 2 | 0 | 23 |
| Team | | | | | | 2 | 1 | 3 | 1 | | | | | | |
| Totals | | | 22-51 | 6-13 | 8-10 | 5 | 13 | 18 | 19 | 58 | 11 | 17 | 2 | 6 | 200 |

1st - FG %: 2-14 14.3% 2nd: 8-11 72.7% 3rd: 7-13 53.8% 4th: 5-13 38.5% Game: 22-51 43.1% Deadball Rebounds: 1,1
 3FG %: 1-5 20.0% 4-4 100.0% 1-3 33.3% 0-1 0.0% 6-13 46.2%
 FT %: 2-2 100.0% 0-0 0.0% 2-4 50.0% 4-4 100.0% 8-10 80.0%

#3/4 South Carolina 100 • 30-4

| # | Player | Total | | 3-Ptr | | Rebounds | | | PF | TP | A | TO | Blk | Stl | Min |
|---------------|---------------------|--------|--------|--------|--------|----------|-----|-----|----|-----|----|----|-----|-----|-----|
| | | FG-FGA | FT-FTA | FG-FGA | FT-FTA | Off | Def | Tot | | | | | | | |
| 22 | WILSON, A'ja | f | 7-9 | 0-0 | 10-10 | 2 | 2 | 4 | 1 | 24 | 1 | 1 | 2 | 3 | 26 |
| 01 | CUEVAS-MOORE, Bianc | g | 1-5 | 1-3 | 2-2 | 0 | 0 | 0 | 1 | 5 | 3 | 1 | 0 | 0 | 28 |
| 03 | DAVIS, Kaela | g | 9-13 | 5-6 | 5-5 | 0 | 5 | 5 | 3 | 28 | 3 | 4 | 0 | 0 | 23 |
| 10 | GRAY, Alisha | g | 9-15 | 1-3 | 0-0 | 2 | 6 | 8 | 3 | 19 | 2 | 1 | 0 | 2 | 27 |
| 52 | HARRIS, Tyasha | g | 1-2 | 0-0 | 0-0 | 0 | 4 | 4 | 2 | 2 | 3 | 1 | 0 | 1 | 14 |
| 04 | PATRICK, Victoria | g | 1-2 | 1-2 | 0-0 | 0 | 0 | 0 | 0 | 3 | 0 | 1 | 0 | 0 | 7 |
| 04 | CLINEY, Doniyah | g | 4-5 | 1-1 | 0-1 | 1 | 2 | 3 | 1 | 9 | 3 | 0 | 0 | 1 | 27 |
| 12 | BRADSHAW, Araion | g | 0-1 | 0-0 | 0-0 | 0 | 3 | 3 | 0 | 0 | 5 | 0 | 0 | 0 | 14 |
| 15 | DAVIS, Tiffany | g | 2-2 | 1-1 | 1-1 | 1 | 0 | 1 | 1 | 6 | 0 | 1 | 0 | 0 | 8 |
| 21 | HERBERT HARRIGAN, | g | 2-5 | 0-0 | 0-0 | 2 | 3 | 5 | 0 | 4 | 1 | 2 | 2 | 1 | 26 |
| Team | | | | | | 2 | 0 | 2 | | | | | | | |
| Totals | | | 36-59 | 10-16 | 18-19 | 10 | 25 | 35 | 12 | 100 | 21 | 13 | 4 | 8 | 200 |

1st - FG %: 6-15 40.0% 2nd: 8-15 53.3% 3rd: 13-16 81.3% 4th: 9-13 69.2% Game: 36-59 61.0% Deadball Rebounds: 0
 3FG %: 1-3 33.3% 1-2 50.0% 3-5 60.0% 5-6 83.3% 10-16 62.5%
 FT %: 9-9 100.0% 6-6 100.0% 2-3 66.7% 1-1 100.0% 18-19 94.7%

Officials: Sue Blauch, Carla Fountain, Laura Morris, In'Fini Robinson
 Technical fouls: Quinnipiac-TEAM. #3/4 South Carolina-None.
 Attendance: 4500
 Women's NCAA Regional Game 1

| Score by periods | 1st | 2nd | 3rd | 4th | Total |
|---------------------|-----|-----|-----|-----|-------|
| Quinnipiac | 7 | 20 | 17 | 14 | 58 |
| #3/4 South Carolina | 22 | 23 | 31 | 24 | 100 |

Last FG - QU 4th-01:56, SC 4th-00:19.
 Largest lead - QU None, SC by 44 4th-05:39.
 QU led for 00:00, SC led for 39:12. Game was tied for 00:48.
 Score tied - 0 times.
 Lead changed - 0 times.