

TRACK AND FIELD

SOUTH CAROLINA

2014 SCHEDULE

Indoor

Jan. 5	Akron Pole Vault	Akron, Ohio
Jan. 11	USC Indoor Open #1	Columbia, S.C.
Jan. 17-18	Va. Tech Invite	Blacksburg, Va.
Jan. 22	USC Indoor Open #2	Columbia, S.C.
Jan. 25-25	Cherry & Silver Invite	Albuquerque, N.M.
	Hokie Invitational	Blacksburg, Va.
Jan. 31- Feb. 1	Hilton Garden Invite	Winston-Salem, N.C.
Feb. 7-8	Armory Collegiate Invite	New York, N.Y.
Feb. 14-15	Tyson Invitational	Fayetteville, Ark.
Feb. 21-22	Va. Tech Challenge	Blacksburg, Va.
Feb. 22	Gamecock Indoor Invite	Columbia, S.C.
Feb. 27- Mar. 1	SEC Indoor Champ.	College Station, Texas
Mar. 14-15	NCAA Indoor Champ.	Albuquerque, N.M.

Outdoor

Mar. 20-22	Shamrock Invite	Myrtle Beach, S.C.
Mar. 28-29	Weems Baskin Invite	Columbia, S.C.
Apr. 3-5	Pepsi Florida Relays	Gainesville, Fla.
April 11-12	Bill Carson Invitational	Greenville, N.C.
April 19	USC Outdoor Open	Columbia, S.C.
April 24-26	Penn Relays	Philadelphia, Pa.
May 15-18	SEC Outdoor Champ.	Lexington, Ky.
May 29-31	NCAA East Preliminary	Jacksonville, Fla.
June 11-14	NCAA Outdoor Champ.	Eugene Ore.
June 25-29	USATF Championships	Sacramento, Calif.

Indoor Home Meets at USC Indoor Complex | Outdoor Home Meets at Weems Baskin Track

QUICK FACTS

Location.....	Columbia, S.C.
Founded/Enrollment.....	1801 / 30,721
Colors.....	Garnet & Black
Nickname.....	Gamecocks
President.....	Dr. Harris Pastides
Athletics Director.....	Ray Tanner
Head Coach.....	Curtis Frye
Assistant Coaches.....	Delethea Quarles, Kevin Brown Mike Sergent, James Daniels, Andrew Ailden

2013 Men's/Women's Results

SEC Indoor.....	12th/6th
NCAA Indoor.....	-/31st
SEC Outdoor.....	13th/8th
NCAA Outdoor.....	-/45th
Media Relations Contact.....	Megan Hartsell
Hartsell's Office Phone.....	(803) 777-1516
Hartsell's Cell Phone.....	(704) 985-0889
Hartsell's Email.....	mabryml@mailbox.sc.edu
Media Relations Director.....	Steve Fink
Website.....	www.GamecocksOnline.com

GAMECOCK WOMEN SET FOR NCAA INDOOR CHAMPIONSHIPS

The University of South Carolina track and field program earned three bids for this weekend's NCAA Indoor Championships. Senior high jumper Jeannelle Scheper, pentathlete Sarah Graham and the women's 4x400-meter relay team of freshmen Precious Holmes, Briana Haith and Marissa Bellamy along with junior Tamera Harris will represent the Gamecocks in Albuquerque, N.M. The event is set for Fri., Mar. 14, and Sat., Mar. 15 at the Albuquerque Convention Center. All three events with South Carolina participants are scheduled for Saturday with Graham kicking the day off in the pentathlon at 11:45 a.m. MT. Scheper jumps at 3:30 p.m. MT, and the 4x4 hits the track in the final event of the championships at 8:20 p.m. MT.



The Albuquerque Convention Center sits at 4,958 feet above sea level and will host the first Division I NCAA Championship at statistical altitude. South Carolina traveled to the site earlier this season to compete in the Cherry and Silver Invitational. At the competition, Scheper set a meet record to win the women's high jump with a clearance of 6'2" (1.88m). The height is the second-best collegiate mark in the facility's history.

SOUTH CAROLINA NCAA DECLARATIONS

Name	Event	Time/Mark	Rank	Notes
Jeannelle Scheper	HJ	1.90m // 6-02.75	1st	Set meet or facility record at all five events this season
Sarah Graham	Pent.	4,107 pts	11th	Ranks second in school history
Women's 4x4 Relay		3:34.97	12th	2014 SEC Indoor Silver medalists

TEAM: Precious Holmes, Marisa Bellamy, Briana Haith, Tamera Harris | ALTERNATES: Tyler Brockington, Vashti Bandy

WATCH LIVE:

ESPN3 will stream the meet live on March 14, starting at 7:55 p.m. ET and March 15, starting at 7:50 p.m. ET. A tape delay of the championship will air Saturday, March 22, starting at 6:30 p.m. ET on ESPN3.

WHAT'S INSIDE:

Gamecock Participant Capsules.....	2	Gamecock Yearly Finishes.....	7
USTFCCCA Rankings.....	2	Men's NCAA Champions.....	8
Schedule of Events.....	3	Women's NCAA Champions.....	9
Jeannelle Scheper Full Bio.....	4	Men's All-Time Top 10.....	10
Sarah Graham Full Bio.....	5	Women's All-Time Top 10.....	11
Women's 4x4 Progressions.....	6	Frye USTFCCCA HOF Induction.....	12

JEANNELLE SCHEPER • SR • HJ • GROS-ISLET ST. LUCIA

Already the finest high jumper in South Carolina history, Scheper will look to add to her resume by moving up a spot on the podium after sharing the high jump silver at the 2013 NCAA Indoor Championships. The St. Lucia native enters the championship weekend sharing the top spot in the NCAA with Georgia freshman Leontia Kallenou with a height of 6' 2 3/4" (1.90m). Scheper cleared the height at her first meet of the season and twice more before Kallenou matched the mark at the 2014 SEC Indoor Championships.

At each of her five meets this season, Scheper has set or matched her own meet or facility record. The feat includes meet records at the prestigious Armory Collegiate and the SEC Indoor Championships. The Armory Collegiate honored Scheper with the Evelyn Lawler Award as the meet's most outstanding competitor for her record-setting performance. The lone defeat of the Gamecock's season came on misses at the SEC Indoor Championships to Kallenou where she earned silver. Scheper was recognized with as the USTFCCCA Southeast Region Field Athlete of the Year this week for her season accomplishments.

Earlier this season Scheper set a meet record at New Mexico's Cherry & Silver Invitational at the Albuquerque Convention Center with a height of 6'2" (1.88m), the second best collegiate mark in the facility's history. Scheper bested a field that included Kallenou (6-00.75 // 1.85m) at the competition.

SARAH GRAHAM • R-SO • PENT • WAKE FOREST, N.C.

Coming off a redshirt season in 2013, Sarah Graham has made tremendous strides in all areas this year. During the course of the 2014 indoor season Graham has set a new lifetime best at least once in each pentathlon event as well as total points. On her way to breaking the 4,000-point barrier at the 2014 SEC Indoor Championships at Texas A&M, Graham set new PRs in the long jump (5.47m // 17-11.50), shot put (11.84m // 38-10.25) and the 800-meter run (2:20.63). Her total of 4,107 points gave her a sixth place finish at the conference meet in a field that saw the top-eight finishers post at least 4,000 points. The total stands second in school history.

The Gamecock has also achieved the second-best high jump mark in school history earlier this season with a clearance of 5'10 1/2" (1.79m) at the Armory Collegiate. The mark is 3 1/2" better than her PR entering this season. Graham entered the high jump at SEC Indoors as well, also finishing sixth.

Graham is the first Gamecock to qualify in the pentathlon since Kettiany Clarke earned a bid in 2010 after her SEC Championship.

WOMEN'S 4x400-METER RELAY

South Carolina will take a squad of three freshmen in Precious Holmes, Marisa Bellamy and Briana Haith along with junior Tamera Harris to run in the final event of the 2014 NCAA Indoor Championships. The foursome has run together twice this season. In their first race together, they broke a 15-year-old facility record at Virginia Tech's Rector Fieldhouse for their fastest time of the season at 3:34.97. The group followed up the performance with an SEC Indoor silver medal, clocking in at 3:35.02. Holmes, Haith and Harris were also a part of a win at the Armory Collegiate.

Holmes has run leadoff for the Gamecock 4x4 in four of five races she has participated in this season. The freshman, who is the third-fastest freshman in the SEC and fourth fastest in the NCAA in the quarter mile, gives the team a strong leadoff leg. All four athletes set to run on the 4x4 set new lifetime bests at the 2014 SEC Indoor Championships.

Last year, the Gamecocks finished 10th in the event at the NCAA Indoor Championships.



USTFCCCA RANKINGS

Week #7 - Mar. 11, 2014
Pre-Championships

MEN

1. Florida	176.35
2. Arkansas	155.62
3. Texas A&M	126.85
4. Wisconsin	109.10
5. Arizona	103.85
6. Oregon	97.06
7. Florida State	71.70
8. Penn State	64.33
9. Villanova	60.55
10. Southern California	60.46
11. Alabama	55.11
12. Notre Dame	49.57
13. Mississippi State	46.05
14. Nebraska	45.21
15. Colorado	44.16
16. Stanford	43.81
17. Ohio State	42.60
18. Akron	41.53
19. Cornell	40.87
20. LSU	39.42
21. Purdue	38.46
22. Michigan State	36.32
23. Iowa State	35.11
24. Texas Tech	34.98
25. Texas	34.32

WOMEN

1. Florida	170.46
2. Oregon	166.84
3. Texas A&M	160.58
4. Georgia	125.59
5. Texas	116.21
6. Kentucky	101.49
7. Arkansas	96.30
8. LSU	73.36
9. Florida State	70.49
10. Dartmouth	67.80
11. Mississippi State	52.93
12. Penn State	52.35
13. Maryland	49.83
14. Stanford	49.78
15. Texas Tech	43.56
16. Alabama	43.39
17. Georgetown	43.11
18. South Dakota	42.47
19. Michigan State	42.42
20. Iowa State	40.14
21. Providence	38.99
22. Purdue	38.00
23. UCLA	37.07
24. Miami (Fla.)	35.89
25. Missouri	34.80

2014 NCAA DIVISION I MEN'S & WOMEN'S INDOOR TRACK & FIELD CHAMPIONSHIPS

Albuquerque, N.M. | Albuquerque Convention Center

FRIDAY, MARCH 14

10:00am	Heptathlon	60 meters	
	10:35am (estimate)	Long Jump	Two Pits
	11:35am (estimate)	Shot Put	Two Rings
	1:05pm (estimate)	High Jump	Two Pits

FIELD EVENTS

4:00pm	Weight Throw	Men	Trials & Finals
4:00pm	High Jump	Men	Final
6:00pm	Pole Vault	Women	Final
6:00pm	Long Jump	Men	Trials & Finals
6:00pm	Long Jump	Women	Trials & Finals
7:00pm	Weight Throw	Women	Trials & Finals

TRACK EVENTS

6:00pm	1 Mile	Men	Semifinal
6:15pm	1 Mile	Women	Semifinal
6:30pm	60 Hurdles	Men	Semifinal
6:45pm	60 Hurdles	Women	Semifinal
6:55pm	400 Meters	Men	Semifinal
7:10pm	400 Meters	Women	Semifinal
7:25pm	60 meters	Men	Semifinal
7:35pm	60 meters	Women	Semifinal
7:45pm	800 meters	Men	Semifinal
7:55pm	800 meters	Women	Semifinal
8:05pm	200 meters	Men	Semifinal
8:15pm	200 meters	Women	Semifinal
8:25pm	5000 meters	Men	Final
8:45pm	5000 meters	Women	Final
9:05pm	200 meters	Men	Final
9:10pm	200 meters	Women	Final
9:15pm	Distance Medley Relay	Men	Final
9:30pm	Distance Medley Relay	Women	Final

SATURDAY, MARCH 15

11:00am	Heptathlon	60 Hurdles
	11:45am (estimate)	Pole Vault
	2:15pm (estimate)	1000 meters

11:45am	Pentathlon	60 Hurdles	
	12:25pm (estimate)	High Jump	Two Pits
	2:25pm (estimate)	Shot Put	Two Rings
	3:55pm (estimate)	Long Jump	Two Pits
	5:00pm (estimate)	800 meters	

FIELD EVENTS


3:30pm	Shot Put	Men	Trials & Finals
3:30pm	High Jump	Women	Trials & Finals
5:30pm	Pole Vault	Men	Finals
6:00pm	Triple Jump	Men	Trials & Finals
6:00pm	Triple Jump	Women	Trials & Finals
6:00pm	Shot Put	Women	Trials & Finals

TRACK EVENTS

6:00pm	1 Mile	Men	Final
6:10pm	1 Mile	Women	Final
6:20pm	60 Hurdles	Men	Final
6:30pm	60 Hurdles	Women	Final
6:40pm	400 meters	Men	Final
6:50pm	400 meters	Women	Final
7:00pm	60 meters	Men	Final
7:10pm	60 meters	Women	Final
7:20pm	800 meters	Men	Final
7:30pm	800 meters	Women	Final
7:40pm	3000 meters	Men	Final
7:55pm	3000 meters	Women	Final
8:05pm	4x400 Relay	Men	Final
8:20pm	4x400 Relay	Women	Final

***ALL TIMES ARE MOUNTAIN TIME**





JEANNELLE SCHEPER

4X ALL-AMERICAN

HIGH JUMP

SR // SR

GROS-ISLET, ST. LUCIA // ST. JOSEPH'S

COLLEGIATE BESTS

Indoor: High Jump (6-03.25 // 1.91m) *School Record*

Outdoor: High Jump (6-02.00 // 1.88m) *School Record*

2013: NCAA Indoor silver medalist, SEC Indoor high jump Champion, SEC Outdoor Bronze medalist...First-Team All-American Indoor and Outdoor...NCAA Championship participant...inaugural female recipient of the Hammer Strength All-American award... SEC Academic Honor Roll, USTFCCCA All-Academic status...Indoors, broke her own school record to open the season, clearing 6-02.00 (1.88m) to finish second at the Auburn Invitational...took second at the Armory Collegiate Invitational, before clearing a new school record of 6-03.25 (1.91m) at the Tyson Invitational...became the first Gamecock to win a high jump championship at a SEC Championship, taking gold with a mark of 6-01.50 (1.87m)...moved on to the NCAA Indoor Championships, earning a share of the silver with a clearance of 6-02.75 (1.90m) and finishing second only to 2012 Olympic silver medalist Brigetta Barrett of Arizona...Outdoors, delayed the start of her outdoor season to compete in the 42nd Caribbean Junior Championships (CARIFTA) Games for her native St. Lucia...captured her first CARIFTA gold, breaking the CARIFTA record with a clearance of 6-01.50 (1.87m) in her final year of eligibility for the event...returned to don the Garnet and Black, promptly breaking her own outdoor school record in her first event, clearing 6-02.00 (1.88m) to take second at the Spec Towns Relays...Won silver at the SEC Outdoor Championships with a clearance of 6-00.75 (1.85m)...qualified for the NCAA Outdoor Championships at the NCAA East Preliminary...recorded a height of 6-00.00 (1.83m) at NCAA Outdoors to finish in fifth place...At the Central American and Caribbean (CAC) Championships, won silver, clearing a new lifetime-best 6-03.50 (1.92m)...the height was the 'B' qualifying standard for the IAAF World Championships and set a new Caribbean junior record for the second time of the year...made her IAAF World Championship debut in Moscow, placing 24th with a clearance of 6-00.00 (1.83m).

2012: First Team All-American, indoor and outdoor, first Gamecock to earn high jump All-America honors... NCAA Indoor and Outdoor qualifier in the high jump ...

SEC Indoor bronze medalist ... USTFCCCA All-Academic Status...indoors, had a top mark of 6-00.00 (1.83m) to set the school record and take second at the New Balance Collegiate ... took bronze at the SEC Indoor Championships at 5-11.50 (1.82m) ... placed eighth at the NCAA Indoor Championships at 5-10.00 (1.78m) ... outdoors, had a top mark of 6-00.00 (1.83m) at the SEC Outdoor Championships to set the outdoor school record ... finished in the top five in every meet that she cleared a bar ... placed fifth at the SEC Outdoors ... tied for third at the NCAA East Preliminary at 5-11.25 (1.81m)...cleared 5-10.50 (1.79m) to finish 16th at the NCAA Outdoor Championships...Competing for St. Lucia internationally, won high jump gold with a personal best and new school record of 6-0.75 (1.85m) at CACAC...placed 8th at IAAF Junior World Championships

2011: Earned bronze medal honors at the CARIFTA Games after clearing 5'7 (1.70m) ... Competed at IAAF World Youth Championships ... NCAA East Region participant in the high jump ... Indoors, cleared a personal best 5-08.75 (1.75m) to win the high jump at Gamecock Invitational ... mark ranked No. 2 in the Gamecock history books ... tied for 15th at the SEC Indoor Championships at 5-04.25 (1.63m) ... finished in the top five in every regular season meet ... outdoors, had a top jump of 5-10.50 (1.79m) at the SEC Outdoor Championships to claim fourth overall ... cleared 5-7 (1.70m) at the NCAA East Preliminary to finish 27th overall.

HIGH SCHOOL: Graduated from St. Joseph's Convent in Gros-Islet, Saint Lucia ... Majoring in Mathematics.

2014 INDOOR PROGRESSIONS

Date	Meet	Event	Finish	Time/Mark
1/18	Va. Tech Invite	High Jump	1st	1.90m // 6-02.75
1/24	Cherry & Silver Invite	High Jump	1st	1.88m // 6-02.00
2/8	Armory Collegiate	High Jump	1st	1.88m // 6-02.00
2/22	Va. Tech Challenge	High Jump	1st	1.90m // 6-02.75
3/1	SEC Indoors	High Jump	2nd	J1.90m // 6-02.75

WOMEN'S HIGH JUMP
SAT., MAR. 15
3:30 P.M. MT • 5:30 P.M. ET



JEANNELLE SCHEPER



SARAH GRAHAM

JUMPS, MULTIS

R-SO // R-SO

WAKE FOREST, N.C. // WF-ROLESVILLE

COLLEGIATE BESTS

Indoor: 800m (2:20.63) | 60mH (8.56) | High Jump (5-10.50 // 1.79m) | Shot Put (38-10.25 // 11.84m) | Long Jump (17-11.50 // 5.47m) | Pentathlon (4,107 pts)

Outdoor: 200m (27.04) | 800m (2:27.93) | 100mH (14.99) | High Jump (5-05.75 // 1.67m) | Long Jump (16-00.25 // 4.88m) | Shot Put (29-01.00 // 8.86m) | Javelin (60-02 // 18.33m) | Heptathlon (4,209 pts)

2013: SEC Academic Honor Roll...Did not compete in the 2013 season.

2012: Indoors, competed in the pentathlon...top marks of 9.12 in the 60m hurdles at the Tiger Paw Invitational, 5-07 (1.70m) in the high jump...16-06 (5.03m) in the long jump, 2:26.71 in the 800m at the SEC Indoor Championships...28-07.75 (8.73m) in the shot put at the Gamecock Invitational...placed 11th in the pentathlon at the SEC Indoor Championships with 3,460 points...Outdoors, competed in the heptathlon...top marks of 27:04 in the 200m, 5.05.75 (1.67m) in the high jump, 16-00.25 (4.88m) in the long jump and 60-02 (18.33m) in the javelin at the SEC Outdoor Championships...best of 2:27.93 in the 800m and 29-01 (8.86m) in the shot put at the Shamrock Invitational...14.99 in the 100m hurdles at the Spec Towns Invitational...finished ninth in the heptathlon at the SEC Outdoor Championships with 4,209 points

HIGH SCHOOL: Top times of 8.88 in the 60m hurdles, 14.27 in the 100m hurdles and 44.57 in the 300m hurdles ... also top marks of 5'8 in the high jump, 17'2 3/4 in the long jump and 4,419 points in the heptathlon ... placed second in the heptathlon at the 2011 New Balance Outdoor...competed in the 200m and 100m hurdles at the USATF National Junior Olympics ... the top ranked high jumper in North Carolina and ranked No. 40 in the nation ... took 12th at the New Balance Indoor Nationals in the high jump and 16th in the 60m hurdles ... competed as a multi-event athlete at the USATF National Junior Olympics, registering 4,397 points.

2014 INDOOR PROGRESSIONS

Date	Meet	Event	Finish	Time/Mark
1/31	PSU National	800m	PEN-6th	2:25.56
2/27	SEC Indoors	800m	PEN-10th	2:20.63
1/11	Gamecock Indoor #1	55mH	P-2nd	8.24
1/11	Gamecock Indoor #1	55mH	F-3rd	8.24
1/17	Va. Tech Invite	60mH	P-6th	8.70
1/17	Va. Tech Invite	60mH	F-8th	8.85
1/25	Cherry & Silver Invite	60mH	P-19th	8.76
1/31	PSU National	60mH	PEN-3rd	8.74
2/7	Armory Collegiate	60mH	P-28th	8.65
2/21	Va. Tech Challenge	60mH	P-2nd	8.62
2/21	Va. Tech Challenge	60mH	F-2nd	8.56
2/27	SEC Indoors	60mH	PEN-6th	8.59
1/24	Cherry & Silver Invite	High Jump	3rd	1.73m // 5-08.00
1/31	PSU National	High Jump	PEN-1st	1.73m // 5-08.00
2/8	Armory Collegiate	High Jump	2nd	1.79m // 5-10.50
2/22	Va. Tech Challenge	High Jump	2nd	1.78m // 5-10.00
2/27	SEC Indoors	High Jump	PEN-2nd	1.78m // 5-10.00
3/1	SEC Indoors	High Jump	6th	1.73m // 5-08.00
1/11	Gamecock Indoor #1	Long Jump	4th	5.38m // 17-08.00
1/18	Va. Tech Invite	Long Jump	23rd	4.96m // 16-03.25
1/31	PSU National	Long Jump	PEN-6th	5.26m // 17-03.25
2/22	Va. Tech Challenge	Long Jump	11th	5.39m // 17-08.25
2/27	SEC Indoors	Long Jump	PEN-9th	5.47m // 17-11.50
1/11	Gamecock Indoor #1	Shot Put	4th	10.52m // 34-06.25
1/31	PSU National	Shot Put	PEN-4th	10.86m // 35-07.75
2/22	Va. Tech Challenge	Shot Put	16th	10.74m // 35-03.00
2/27	SEC Indoors	Shot Put	PEN-8th	11.84m // 38-10.25
1/13	PSU National	Pentathlon	2nd	3,823 pts
2/27	SEC Indoors	Pentathlon	6th	4,107 pts

WOMEN'S PENTATHLON
SAT., MAR. 15
11:45 A.M. MT • 1:45 P.M. ET



4X400M RELAY



WOMEN'S 4X400M RELAY SAT., MAR. 15 8:20 P.M. MT • 10:20 P.M. ET

2014 INDOOR PROGRESSIONS


Date	Meet	Team	Finish	Time/Mark
1/18	Va. Tech Invite	Holmes, Rucker, Haith, Bellamy	1st	3:39.95
1/18	Va. Tech Invite	Evans, Bandy, Williams, Gray	5th	3:53.44
1/25	Cherry & Silver	Harris, Haith, Bandy, Evans	6th	3:48.35
2/1	Hilton Garden	Johnson, Holmes, Harris, McClain	1st	3:45.23
2/1	Hilton Garden	Bandy, Brockington, Haith, Williams	3rd	3:50.04
2/8	Armory Collegiate	Holmes, Brockington, Harris, Haith	1st	3:37.79
2/22	Va. Tech Challenge	Holmes, Haith, Bellamy, Harris	1st	3:34.97
2/22	Va. Tech Challenge	Johnson, Bandy, Evans, Brockington	3rd	3:47.11
3/1	SEC Indoors	Holmes, Haith, Bellamy, Harris	2nd	3:35.02

Team Member PRs

Precious Holmes	SEC Indoors	2/28	53.10
Briana Haith	SEC Indoors	2/28	53.83
Marisa Bellamy	SEC Indoors	2/28	54.56
Tamera Harris	SEC Indoors	2/28	55.02

Alternates

Tyler Brockington • Fr • Greensboro, N.C. // Dudley
Vashti Bandy • Sr • Charlotte, N.C. // Butler



PRECIOUS HOLMES

SPRINTS

FR // FR

NEW HAVEN, CONN. // NEW HAVEN ACADEMY



BRIANA HAITH

SPRINTS

FR // FR

DURHAM, N.C. // GRANVILLE CENTRAL



MARISA BELLAMY

SPRINTS

FR // FR

YOUNGVILLE, N.C. // BUNN



TAMERA HARRIS

2X ALL-AMERICAN

SPRINTS, HURDLES

JR // JR

DECATUR, GA. // TUCKER

YEARLY FINISHES

MEN

Year	Coach	CONFERENCE		NATIONAL	
		Indoor	Outdoor	Indoor	Outdoor
<i>**South Carolina competed in the Southern Conference from 1922 to 1953.**</i>					
1948	Sterling DuPre	—	5th	—	16th
1949	Weems Baskin	5th	T-10th	—	—
1950	Weems Baskin	—	6th	—	—
1951	Weems Baskin	—	6th	—	—
1952	Weems Baskin	—	8th	—	—
1953	Weems Baskin	10th	6th	—	—
<i>**South Carolina competed in the ACC from 1954 to 1971.**</i>					
1954	Weems Baskin	5th	4th	—	—
1955	Weems Baskin	4th	4th	—	—
1956	Weems Baskin	7th	5th	—	—
1957	Weems Baskin	7th	4th	—	—
1958	Weems Baskin	T-4th	4th	—	—
1959	Weems Baskin	4th	4th	—	—
1960	Weems Baskin	4th	4th	—	—
1961	Weems Baskin	6th	T-4th	—	—
1962	Weems Baskin	5th	4th	—	—
1963	Weems Baskin	T-5th	5th	—	—
1964	Weems Baskin	3rd	4th	—	—
1965	Weems Baskin	4th	4th	—	T-55th
1966	Weems Baskin	5th	2nd	—	T-49th
1967	Weems Baskin	5th	4th	—	T-43rd
1968	Weems Baskin	4th	T-2nd	—	—
1969	Weems Baskin	4th	2nd	—	—
1970	John West	3rd	2nd	—	—
1971	John West	4th	2nd	—	—
<i>**South Carolina was independent from 1972 to 1983.**</i>					
1972	John West	—	—	—	—
1973	Bill McClure	—	—	—	—
1974	Bill McClure	—	—	3rd	—
1975	Bill McClure	—	—	—	—
1976	Bill McClure	—	—	—	T-47th
1977	Charlie Strong	—	—	—	—
1978	Charlie Strong	—	—	—	—
1979	Charlie Strong	—	—	—	—
1980	Charlie Strong	—	—	—	T-50th
1981	Charlie Strong	—	—	T-60th	—
1982	Charlie Strong	—	—	—	—
1983	Charlie Strong	—	—	—	—
<i>**South Carolina competed in the Metro Conference from 1984 to 1991. The league did not sponsor an indoor championship.**</i>					
1984	Charlie Strong	—	3rd	—	—
1985	Charlie Strong	—	4th	—	—
1986	Charlie Strong	—	3rd	—	—
1987	Charlie Strong	—	2nd	—	—
1988	Charlie Strong	—	2nd	—	—
1989	Charlie Strong	—	2nd	—	—
1990	Greg Kraft	—	2nd	T-34th	T-68th
1991	Greg Kraft	—	2nd	—	—
<i>**South Carolina first competed in the SEC in 1992.**</i>					
1992	Greg Kraft	8th	10th	—	—
1993	Greg Kraft	9th	8th	T-24th	—
1994	Greg Kraft	7th	4th	T-19th	—
1995	Greg Kraft	5th	8th	—	—
1996	Greg Kraft	5th	5th	T-38th	T-50th
1997	Curtis Frye	4th	5th	7th	T-40th
1998	Curtis Frye	4th	5th	T-7th	T-11th
1999	Curtis Frye	2nd	6th	4th	T-6th
2000	Curtis Frye	8th	8th	T-8th	T-11th
2001	Curtis Frye	T-7th	8th	T-16th	T-19th
2002	Curtis Frye	9th	7th	6th	6th
2003	Curtis Frye	3rd	T-6th	4th	10th
2004	Curtis Frye	7th	10th	14th	T-31st
2005	Curtis Frye	7th	9th	9th	T-26th
2006	Curtis Frye	5th	5th	T-33rd	T-30th
2007	Curtis Frye	10th	8th	25th	34th
2008	Curtis Frye	7th	7th	30th	18th
2009	Curtis Frye	T-4th	4th	T-20th	6th
2010	Curtis Frye	4th	3rd	8th	11th
2011	Curtis Frye	8th	11th	57th	—
2012	Curtis Frye	9th	9th	26th	—
2013	Curtis Frye	12th	13th	—	—

WOMEN


Year	Coach	CONFERENCE		NATIONAL	
		Indoor	Outdoor	Indoor	Outdoor
<i>**The Metro Conference first sponsored a women's championship in 1989. Members of South Carolina's cross country team competed at the event.**</i>					
1989	Charlie Strong	—	6th	—	—
1990	Greg Kraft	—	2nd	—	—
1991	Greg Kraft	—	5th	—	—
<i>**South Carolina first competed in the SEC in 1992. Members of USC's cross country team competed at the indoor and outdoor championships in 1992 before a full team was added for the 1993 season.**</i>					
1992	Greg Kraft	10th	12th	—	—
1993	Greg Kraft	T-9th	10th	—	—
1994	Greg Kraft	8th	5th	—	T-55th
1995	Greg Kraft	8th	8th	—	T-9th
1996	Greg Kraft	5th	2nd	T-10th	5th
1997	Curtis Frye	4th	3rd	4th	7th
1998	Curtis Frye	4th	2nd	T-11th	7th
1999	Curtis Frye	3rd	1st	T-18th	7th
2000	Curtis Frye	3rd	2nd	2nd	T-6th
2001	Curtis Frye	3rd	3rd	2nd	4th
2002	Curtis Frye	4th	1st	4th	1st
2003	Curtis Frye	2nd	4th	T-2nd	3rd
2004	Curtis Frye	5th	4th	T-10th	T-7th
2005	Curtis Frye	5th	1st	5th	T-2nd
2006	Curtis Frye	T-3rd	3rd	T-10th	3rd
2007	Curtis Frye	5th	5th	T-10th	12th
2008	Curtis Frye	9th	8th	53rd	22nd
2009	Curtis Frye	5th	8th	T-12th	40th
2010	Curtis Frye	7th	8th	19th	51st
2011	Curtis Frye	7th	7th	23rd	40th
2012	Curtis Frye	10th	9th	67th	—
2013	Curtis Frye	6th	8th	31st	45th




Weems Baskin
1949 - 1969



John West
1970 - 1972




Bill McClure
1973 - 1976



Charlie Strong
1977 - 1989



Greg Kraft
1990 - 1996



Curtis Frye
1997 - Present



MEN'S NCAA CHAMPIONS

INDOOR CHAMPIONS

60-METER DASH
2000 Terrence Trammell..... 6.54

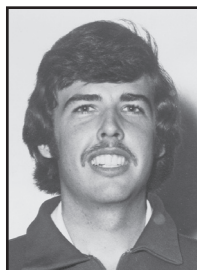
800-METER RUN
2002 Otukile Lekote 1:46.88

60-METER HURDLES
1999 Terrence Trammell..... 7.52
2000 Terrence Trammell..... 7.55


4x800-METER RELAY
1974 D. Brown, Sheley, J. Brown, Schaper 7:27.4

SHOT PUT
1998 Brad Snyder 66-4 1/2
1999 Brad Snyder 64-11 1/2


35-POUND WEIGHT
1994 Ron Willis 71-11




Don Brown
1 Title



John Brown
1 Title



Clint Crenshaw
1 Title




Johnny Dutch
1 Title



Jonathan Fortenberry
1 Title




Otis Harris
1 Title



James Law
1 Title



Otukile Lekote
4 Titles



Shah Mays
1 Title




Jamie Price
1 Title




Jason Richardson
1 Title



Norman Rucks
1 Title




Jim Schaper
1 Title



Mike Sheley
1 Title



Brad Snyder
3 Titles



Terrence Trammell
6 Titles



Ron Willis
1 Title

OUTDOOR CHAMPIONS

400-METER DASH
1948 Norman "Scooter" Rucks 47.2

800-METER RUN
2001 Otukile Lekote 1:46.68
2002 Otukile Lekote 1:45.17

110-METER HURDLES
1999 Terrence Trammell..... 13.45
2000 Terrence Trammell..... 13.43
2008 Jason Richardson 13.40

400-METER HURDLES
2010 Johnny Dutch..... 48.75

4x100-METER RELAY
1999 Crenshaw, Trammell, Mays, Price 38.92

4x400-METER RELAY
2002 Law, Lekote, Harris, Fortenberry 3:02.16

SHOT PUT
1998 Brad Snyder 64-7 3/4



WOMEN'S NCAA CHAMPIONS



Aleen Bailey
3 Titles



Lisa Barber
1 Title



Miki Barber
5 Titles



Tacita Bass
3 Titles



LaKya Brookins
2 Titles



Krystal Cantey
1 Title



Brandi Cross
1 Title



Lashinda Demus
4 Titles



Dawn Ellerbe
4 Titles



Sheneka Griffin
1 Title



Natasha Hastings
3 Titles



Lisa Misipeka
2 Titles



Amberly Nesbitt
1 Title



Tiffany Ross-Williams
2 Titles



Stephanie Smith
2 Titles



Shalonda Solomon
3 Titles



Shevon Stoddart
2 Titles



Demetria Washington
6 Titles



Erica Whipple
1 Title



Ellakisha Williamson
1 Title

INDOOR CHAMPIONS

60-METER DASH

2009	LaKya Brookins.....	7.13
2011	LaKya Brookins.....	7.09

200-METER DASH

2000	Miki Barber.....	23.06
2006	Shalonda Solomon.....	22.57

400-METER DASH

2001	Demetria Washington.....	52.37
2003	Lashinda Demus.....	51.79
2007	Natasha Hastings.....	50.80

4x400-METER RELAY

2001	Bass, M. Barber, Griffin, Washington.....	3:30.08
2002	Bass, Demus, Stoddart, Washington.....	3:30.36
2005	Stoddart, Smith, Ross-Williams, Solomon.....	3:30.01
2007	Smith, Cantey, Cross, Hastings.....	3:29.57

20-POUND WEIGHT

1996	Dawn Ellerbe.....	67-10 1/4
1997	Dawn Ellerbe.....	71-8 3/4
1998	Lisa Misipeka.....	70-5 1/4

OUTDOOR CHAMPIONS

100-METER DASH

2003	Aleen Bailey.....	11.18
2006	Amberly Nesbitt.....	11.34

200-METER DASH

2003	Aleen Bailey.....	22.65
2006	Shalonda Solomon.....	22.62

400-METER DASH

2000	Miki Barber.....	51.14
2007	Natasha Hastings.....	50.15

400-METER HURDLES

2002	Lashinda Demus.....	54.85
------	---------------------	-------

4x100-METER RELAY

2002	Whipple, Washington, M. Barber, Bailey.....	43.12
------	---	-------

4x400-METER RELAY

2000	L. Barber, Washington, Williamson, M. Barber.....	3:28.64
2002	Ross, Washington, Bass, Demus.....	3:26.46

HAMMER

1996	Dawn Ellerbe.....	209-2
1997	Dawn Ellerbe.....	207-4
1998	Lisa Misipeka.....	209-4

MEN'S ALL-TIME INDOOR PERFORMANCES

INDOOR

55-METER DASH

1. Terrence Trammell	1999	6.12
2. Corey Bridges	1998	6.15
3. Adrian Durant	2004	6.23
4. Damiere Byrd	2012	6.24
Johnathan Hancock	2009	
6. Clint Crenshaw	1999	6.26
7. Andre Totton	2002	6.27
8. Shamus Singletary	2001	6.28
9. Marcus Robinson	1996	6.29
10. Chris Royster	2012	6.30
Lamar Markett	2008	

60-METER DASH

(Started in 1996)

1. Terrence Trammell	2000	6.54
2. Corey Bridges	1997	6.61
3. Johnathan Hancock	2009	6.63
4. Kendall Kee	2014	6.65
5. Damiere Byrd	2013	6.66
6. Duan Barrino	2002	6.71
Pap Howard	2001	
8. Corey Taylor	2003	6.72
Marcus Robinson	1996	
10. Eric Winfrey	2014	6.73

200-METER DASH

1. Rodney Martin	2005	20.38
2. Antonio Sales	2008	20.83
3. Pap Howard	2001	20.84
4. Andre Totton	2001	20.90
5. Leroy Dixon	2006	21.01
6. Marcus Robinson	1996	21.14
7. Duan Barrino	2002	21.22
8. James Law	2002	21.25
9. Eric Winfrey	2014	21.31A
10. Derron Flood	2008	21.35

400-METER DASH

1. Jonathan Fortenberry	2003	46.19
2. Otis Harris	2002	46.28
3. Jimmie Hackley	1999	46.49
4. Obakeng Ngwigwa	2010	46.54
5. Keith Hinnant	2006	46.76
6. Clayton Gravesande	2013	46.81
7. Jussi Heikkila	2008	47.09
8. Tony Rambo	1979	47.14
9. Ray Miley	2007	47.18
10. Quentin Moore	2007	47.24

800-METER RUN

1. Otukile Lekote	2001	1:46.13
2. Marvin Watts	1997	1:47.73
3. Adrian Bonner	1995	1:48.13
4. William Emase	2005	1:50.06
5. Ken Schapert	1974	1:50.58
6. Shawn Cunningham	2004	1:50.99
7. Johnny Baez	2007	1:51.56
8. Chris Swartz	1995	1:51.90
9. Ray Miley	2007	1:52.31
10. Juan Stenner	2014	1:52.47

1,000-METER RUN

1. Bob Kaczka	1969	2:25.00
2. Ken Schapert	1974	2:26.85
3. Drew Ricci	2014	2:27.65
4. Tim Colas	1982	2:28.90
5. LaMonte Pennington	1998	2:29.30
6. Adrian Bonner	1993	2:29.60
7. Bob Crombie	1965	2:29.80
8. Tom Cronin	1993	2:30.10
9. Robert Razick	2011	2:31.07
10. Johnny Baez	2007	2:31.66

MILE RUN

1. Robert Razick	2013	4:06.47
2. Tim Colas	1982	4:08.03
3. Tom Cronin	1993	4:08.09
4. Ken Schapert	1974	4:10.84
5. William Emase	2004	4:12.38
6. Bill Latham	1959	4:12.64
7. Johnny Baez	2007	4:14.22
8. Otukile Lekote	2001	4:15.04
9. Keith Gorski	1992	4:16.01

3,000-METER RUN

1. Robert Razick	2013	8:16.00
2. Bob Day	1975	8:18.14
3. Andy Foster	1989	8:22.46
4. Mike Hedgecock	1990	8:23.75
5. Tom Cronin	1992	8:25.71
6. Paul Laymon	1993	8:27.14
7. Steve Mance	2005	8:28.97
8. Keith Gorski	1992	8:30.00

5,000-METER RUN

1. Keith Gorski	1992	14:25.58
2. Bob Day	1976	14:27.54
3. Steve Mance	2005	14:36.36
4. Paul Laymon	1992	14:50.15
5. Mark Cruz	1994	14:53.64
6. Eric Roschick	1995	15:04.13
7. Daniel Smoak	2010	15:12.28
8. Jered Haag	1994	15:18.10

55-METER HURDLES

1. Terrence Trammell	1999	6.94
2. Stanislavs Olijars	1999	7.18
Jason Richardson	2007,08	
4. Thomas Hilliard, IV	2007	7.23
5. Corey Taylor	2003	7.24
6. Terry Winston	1994	7.27
7. Frank Mensah	1995	7.30
Kenneth Ferguson	2003	
Fred Townsend	2004	
10. Johnny Dutch	2010	7.31

60-METER HURDLES

(STARTED IN 1996)

1. Terrence Trammell	1999	7.52
2. Jason Richardson	2008	7.53
3. Booker Nunley	2010	7.58
4. Stanislavs Olijars	1999	7.65
5. Kenneth Ferguson	2003	7.67
Corey Taylor	2003	
7. Johnny Dutch	2009	7.71
8. Thomas Hilliard	2007	7.74
9. Jermaine Collier	2014	7.80

4X400-METER RELAY

1. Fortenberry, Lekote, Harris, Pressley	2002	3:05.90
2. Moore, Dutch, Ngwigwa, Anderson	2009	3:06.11
3. Howard, Lekote, Harris, Pressley	2001	3:06.43
4. Hinnant, Hilliard, Miley, Moore	2007	3:06.84
5. Hinnant, James, Luster, Richardson	2005	3:06.87

DISTANCE MEDLEY RELAY

1. Bonner, Swartz, Towle, Cronin	1995	9:43.26
2. Hoffmam, Hilliard, Cunningham, Emase	2005	9:56.46
3. DePiano, Walker, Gaither, Razick	2012	9:59.81
4. Swartz, Watts, Towle, Cronin	1995	10:00.59
5. Johnson, Coleman, Drosky, Murphy	1984	10:01.60
6. Leyh, James, Fortenberry, Baez	2007	10:02.98

HIGH JUMP

1. David Wilkins	2011	7-2 1/4
2. Paul Wichern	1989	7-2
3. Fred Townsend	2004	7-1
4. Steve Wilson	1976	7-0
5. Steve Owens	1992	6-11
6. Art Henson	1992	6-11

POLE VAULT

1. Marvin Reitze	2012	18-0 1/2
Chris Steddum	2004	
3. Elliott Haynie	2010	17-7 3/4
4. Patrick Tvarkunas	2000	17-7
5. Matt Shuler	2011	17-6 1/2
6. Dan McKenzie	2007	17-0 3/4
7. Dale Gerek	1989	17-0
8. Jared Farabee	2002	16-10 3/4
9. Greg Royster	2003	16-8 3/4
10. Austin Eckenroth	2014	16-8
Michael Lameier	2000	

LONG JUMP

1. Tony Allmond	2004	26-6 1/4
2. Phillipe Williams	1990	26-3
3. Jarrod Hutchen	2012	26-1 3/4
4. Greig Cryer	2006	26-0
5. Fred Townsend	2004	24-0
6. Titus Briggs	1976	23-9 1/4
7. Alexander Asselin	2014	23-09
8. Josh Jones	2011	23-4 3/4
9. Lincoln Carr	2011	23-3 1/2

TRIPLE JUMP

1. Greig Cryer	2006	52-5 1/4
2. Lincoln Carr	2011	51-5
3. Marcus Sutton	1993	51-4 1/2
4. Dorian Johnson	2012	49-11
5. Derek Pressley	2008	49-10
6. Ron Adams	1976	
7. Tony Allmond	2003	49-7 1/4
8. Roderic Dubose	1992	48-5 1/2

SHOT PUT

1. Brad Snyder	1998	66-8
2. Kevin Mannon	1997	63-7 1/2
3. Jason Cook	2009	61-11
4. Jeff Shalayda	1997	60-8 1/2
5. Ron Willis	1994	60-1 3/4

35-POUND WEIGHT

1. Ryan Harrison	1999	73-6
2. Ron Willis	1994	72-1 1/4
3. Bert Sorin	1999	72-1
4. Brett Murray	1994	69-10 3/4
5. Michael Zajac	2011	69-9 1/2
6. Kevin Mannon	1997	69-6 3/4
7. Brook Antonio	2006	68-2 1/2

HEPTATHLON*

1. Fred Townsend	2004	5581 pts
2. Scott Pierce	2009	5325 pts
3. Greg Royster	2004	5293 pts
4. Curt McGill	2009	5292 pts
5. Eddie Stoudemire	2009	5016 pts
6. Jerry Thompson III	2011	4968 pts
7. Chris Sharp	2012	4944 pts

*Heptathlon records are from 2002-present.

Denotes current student-athlete

WOMEN'S ALL-TIME INDOOR PERFORMANCES

INDOOR

60-METER DASH

1.	LaKya Brookins	2011	7.09
2.	Amberly Nesbitt	2006	7.21
	Shalonda Solomon	2006	
4.	Shayla Mahan	2009	7.23
	Aleen Bailey	2003	
6.	Lisa Barber	2000	7.28
7.	Gabrielle Glenn	2008	7.32
8.	Khalilah Carpenter	2005	7.33
	Mechelle Lewis	2000	
10.	Kanisa Williams	2001	7.34

200-METER DASH

1.	Shalonda Solomon	2006	22.57
2.	Aleen Bailey	2003	23.03
3.	Miki Barber	2000	23.06
4.	Lisa Barber	2002	23.08
5.	Erica Whipple	2002	23.13
6.	Khalilah Carpenter	2005	23.29
7.	Demetria Washington	2001	23.33
8.	Natasha Hastings	2007	23.39
9.	Stephanie Smith	2004	23.41
10.	Amberly Nesbitt	2006	23.43

400-METER DASH

1.	Natasha Hastings	2007	50.80
2.	Lashinda Demus	2004	51.59
3.	Miki Barber	2000	51.92
4.	Demetria Washington	2001	52.06
5.	Brandi Cross	2008	52.12
6.	Erika Rucker	2013	52.22
7.	Tiffany Ross	2005	52.43
8.	Stephanie Smith	2004	52.44
9.	Shevon Stoddart	2005	52.55
10.	Lisa Barber	2002	52.62

800-METER RUN

1.	Shay Shelton	2006	2:06.05
2.	Charmaine Howell	1998	2:06.13
3.	Tawana Watkins	2003	2:08.27
4.	Kristina Brown	1999	2:08.77
5.	Shannon Wyont	1990	2:09.30
6.	Andrea Hallmon	2001	2:10.39
7.	Anna Todd	2013	2:10.61
8.	Boikhutso Ramomene	2004	2:10.71
9.	Lisa Zimmer	2013	2:11.00
10.	Tracey Capper	1996	2:11.25

MILE RUN

1.	Tracey Capper	1996	4:43.90
2.	Dani Barnes	2009	4:47.19
3.	Anna Todd	2014	4:53.04
4.	Meredith Mill	2012	4:54.73
5.	Jenny Lake	2003	4:55.10
6.	Sue McGhie	1992	4:56.89
7.	Danielle Adams	1992	4:57.10
8.	Liz Figlar	1995	4:57.59
9.	Ivana Skadana	1998	4:58.37
10.	Beatrice Biwott	2011	5:00.50

3,000-METER RUN

1.	Beatrice Biwott	2011	9:39.97
2.	Jenny Lake	2005	9:41.35
3.	Dani Barnes	2009	9:44.55
4.	Sue McGhie	1992	9:54.72
5.	Tracy Capper	1994	9:56.09
6.	Chelsea France	2013	9:55.90
7.	Liz Figlar	1995	9:56.13
8.	Lisa Monti	1994	9:58.19
9.	Danielle Adams	1992	9:58.60
10.	Rebecca Chain	2007	10:01.45

5,000-METER RUN

1.	Kayla Lampe	2013	16:19.02
2.	Sue McGhie	1992	16:54.61
3.	Jenny Lake	2004	17:03.45
4.	Mary Reiser	2014	17:07.81
5.	Beatrice Biwott	2010	17:13.30
6.	Mary Fouse	2013	17:14.85
7.	Danielle Adams	1994	17:29.47
8.	Wilma DePiere	1991	17:29.94
9.	Lisa Monti	1995	17:32.26
10.	Liz Figlar	1995	17:33.12

60-METER HURDLES

1.	Kierre Beckles	2012	8.11
	Lashinda Demus	2004	
3.	Ellakisha Williamson	2000	8.15
4.	Jackie Madison	2001	8.16
5.	Ronnetta Alexander	2006	8.17
6.	Tiffany Ross	2005	8.29
7.	Chiquita Martin	2007	8.33
8.	Janica Austin	2010	8.35
9.	Tyler Brockington	2014	8.37
	Kettiany Clarke	2006	
	Brittney James	2008	

4X400-METER RELAY

1.	Ross, Barber	2003	3:28.25
	Washington, Demus		
2.	Smith, Stoddart	2004	3:29.53
	Watkins, Demus		
3.	Smith, Canteley	2007	3:29.57
	Cross, Hastings		
4.	Ross, Stoddart	2005	3:30.01
	Smith, Solomon		
5.	Ross, Stoddart	2005	3:30.07
	Smith, Hastings		
6.	Bass, M. Barber	2001	3:30.08
	Griffin, Washington		
7.	Stoddart, Washington	2002	3:30.36
	Bass, Demus		
8.	Canteley, Cross	2007	3:30.95
	Giles, Hastings		
9.	Smith, Solomon	2007	3:31.85
	Cross, Hastings		
10.	Hastings, Martin	2006	3:31.86
	Shelton, Solomon		

DISTANCE MEDLEY RELAY

1.	Ramomene, Stoddart	2003	11:30.72
	Watkins, Lake		
2.	Chain, Martin	2005	11:42.73
	Watkins, Lake		
3.	Ramonene, Martin	2004	11:44.30
	Shelton, Rackow		
4.	Locke, Allen	2011	11:46.13
	Henderson, Biwott		
5.	Shelton, Giles	2005	11:46.23
	Watkins, Lake		
6.	Zimmer, Harris	2013	11:49.79
	Higgins, Todd		
7.	Todd, Brockington, ...	2014	11:50.80
	Evans, McCoy		
8.	Brown, Bass	1999	11:52.12
	Hallmon, Davis		
9.	Barnes, McCorkle	2009	11:53.75
	Fedewa, Biwott		
10.	Barnes, Jacobs	2009	11:54.37
	Pramstaller, Biwott		

HIGH JUMP

1.	Jeannelle Scheper	2013	6-3 1/4
2.	Sarah Graham	2014	5-10 1/2
	Chelsea Hammond	2004	
4.	Erin Narzinski	1999	5-8
	Kayla Blake	2008	
6.	Julie Symonds	1995	5-7 1/4
7.	Kettiany Clarke	2006	5-7
	Monica Bozenski	2005	
9.	Staley Foster	2011	5-6 1/2
10.	Jennifer Britz	1996	5-6
	Alicia Brunger	1995	

POLE VAULT

1.	Vica Shobe	2010	13-11 3/4
2.	Petra Olsen	2013	13-11
3.	Cheryl Terrio	2006	13-6 1/4
4.	Sallie Gurganus	2009	13-2 1/4
5.	Allie Nicosia	2010	13-1 1/2
	Liza Todd	2009	
7.	Angie Rummans	2011	12-11 1/2
8.	Kylene Nixon	1999	12-7 1/2
9.	Lori Tvarkunas	2001	12-7 1/4
10.	Megan Wall	2014	12-6 1/4

LONG JUMP

1.	Antoinette Wilks	2001	21-8
2.	Chelsea Hammond	2006	21-4 3/4
3.	Erin Narzinski	1998	20-10
4.	Kemsha Whitmire	2003	20-5 3/4
5.	Brittney James	2008	20-5
6.	Tacita Bass	2002	20-0 3/4
7.	Alexis Murphy	2014	19-9
8.	Rodena Barr	2000	19-8 3/4
9.	Rhshida Abdul-Malik	2002	19-4 1/4
10.	Kettiany Clarke	2006	19-3 1/2

TRIPLE JUMP

1.	Rodena Barr	2000	42-11 1/2
2.	Kemsha Whitmire	2006	42-9
3.	Radiance Basden	2012	42-3 1/4
4.	Antoinette Wilks	2001	41-7 1/4
5.	Natasha Dicks	2014	41-2 1/2
6.	Rashida Abdul-Malik	2003	41-2 1/4
7.	Ceci Kryst	2013	38-4 1/4
8.	Dee Dee Fortman	1996	38-1 1/4
9.	Reanna Townsend	2006	37-9 1/4
10.	Tiffany Ross	2002	37-7 3/4

SHOT PUT

1.	Crystal Brownlee	1998	56-0
2.	Breanna Radford	2013	54-0 1/2
3.	Nicole Kendrick	2003	53-7 3/4
4.	Dawn Ellerbe	1997	53-6
5.	Lisa Misipeka	1997	52-8
6.	India Odum	2004	52-3 3/4
7.	Lynette Keppler	2001	52-2 3/4
8.	Precious Akins	2007	50-9 1/2
9.	Leslie Coons	1994	50-0 1/2
10.	Michelle Fournier	1999	49-0 1/4


20-POUND WEIGHT

1.	Dawn Ellerbe	1997	71-3 3/4
2.	Lisa Misipeka	1998	70-9 3/4
3.	Michelle Fournier	1999	64-5 3/4
4.	Mamee Groves	2002	64-4 1/4
5.	Precious Akins	2007	62-10
6.	Crystal Brownlee	1997	62-5 3/4
7.	Loren Thouvenot	1998	59-0 3/4
8.	Nicole Kendrick	2003	58-10
9.	Breanna Radford	2013	57-7 3/4
10.	Leslie Coons	1994	56-5 3/4

PENTATHLON

1.	Chelsea Hammond	2004	4133 pts
2.	Sarah Graham	2014	4107 pts
3.	Antoinette Wilks	2003	4066 pts
4.	Kettiany Clarke	2010	4064 pts
5.	Chalese Davis	2013	3827 pts
6.	Tacita Bass	2002	3723 pts
7.	Reanna Townsend	2007	3434 pts
8.	Chelsea Kaczmarek	2006	3229 pts
9.	Ceci Kryst	2011	3217 pts
10.	Brittney James	2006	3212 pts

Pentathlon records are from 2002-present.



FRYE ENSHRINED IN USTFCCCA HALL OF FAME

ORLANDO, Fla. - South Carolina track and field head coach Curtis Frye earned one of the highest honors of his career on Dec. 16, 2013, as he was enshrined into the U.S. Track & Field and Cross Country Coaches Association (USTFCCCA) Hall of Fame.

Joining Frye in the Class of 2013 are: Ron Allice, Al Cantello, Dennis Craddock, Jim Hunt and Paul Olsen.

Many of Frye's former athletes and staff members were on hand to celebrate the accomplishment with the coach, including Olympic gold medalists Aleen Bailey, Allen Johnson, along with Olympians Shalonda Solomon and Lisa Misipeka. Jim Bibbs, former Michigan State coach and one of Frye's oldest and most important mentors, was also on hand for the event.



Started in 1995, the USTFCCCA Coaches Hall of Fame exists to recognize coaches who have brought great distinction to themselves, to their institutions and to the sports of cross country and track & field. Each of the honorees exemplifies the qualities of dedication to the sport, leadership and passion for their profession that serve as an inspiration to coaches everywhere in the sport.

Frye joins Weemie "Weems" Baskin as one of two Gamecocks included in the USTFCCCA Hall of Fame. Baskin was the track & field head coach at the University of South Carolina from 1948-69 and the University's outdoor track is named in his honor.

