

**Media Relations:** Diana Koval  
**Office:** 803.777.7977  
**Cell:** 314.369.6050  
**Email:** dkoval@mailbox.sc.edu  
**Website:** www.GamecocksOnline.com  
**Twitter:** @GamecocksOnline or @GamecockWBB  
**Facebook:** www.Facebook.com/GamecocksOnline

# WOMEN'S BASKETBALL SOUTH CAROLINA

**Game 17**  
**Jan. 13, 2013**  
**1 p.m.**  
**Athens, Ga.**  
**Stegeman Coliseum (10,523)**

## 2012-13 Schedule

<b>Fri., Nov. 9</b>	<b>Elon</b>	<b>W, 77-44</b>
<b>Mon., Nov. 12</b>	at Louisiana Tech	W, 82-58
<b>Thu., Nov. 15</b>	<b>Savannah State (SPSO)</b>	<b>W, 78-47</b>
<b>Sun., Nov. 18</b>	<b>Clemson (SPSO)</b>	<b>W, 64-43</b>
<i>U.S. Virgin Islands Paradise Jam</i>		
<b>Thu., Nov. 22</b>	vs. Hampton	W, 45-34
<b>Fri., Nov. 23</b>	vs. Florida Gulf Coast	W, 65-46
<b>Sat., Nov. 24</b>	vs. DePaul	W, 55-46
<b>Wed., Nov. 28</b>	<b>Drexel</b>	<b>W, 58-55 (OT)</b>
<b>Sun., Dec. 2</b>	at Seton Hall	W, 55-42
<b>Sun., Dec. 9</b>	<b>Furman (SPSO)</b>	<b>W, 69-35</b>
<b>Wed., Dec. 19</b>	<b>#1/1 Stanford (FSN)</b>	<b>L, 53-49</b>
<b>Fri., Dec. 21</b>	<b>South Carolina State</b>	<b>W, 65-45</b>
<b>Sat., Dec. 29</b>	<b>Western Carolina</b>	<b>W, 66-44</b>
<b>Thu., Jan. 3</b>	<b>#12/13 Tennessee* (SPSO)</b>	<b>L, 53-73</b>
<b>Sun., Jan. 6</b>	at Mississippi State*	W, 60-46
<b>Thu., Jan. 10</b>	<b>Vanderbilt*</b>	<b>W, 64-48</b>
<b>Sun., Jan. 13</b>	at Georgia* (CSS)	1 p.m.
<b>Thu., Jan. 17</b>	<b>LSU*</b>	<b>7 p.m.</b>
<b>Sun., Jan. 20</b>	at Florida* (FSF)	1 p.m.
<b>Thu., Jan. 24</b>	<b>Kentucky* (SPSO)</b>	<b>7 p.m.</b>
<b>Sun., Jan. 27</b>	at Arkansas*	3 p.m.
<b>Sun., Feb. 3</b>	<b>Auburn*</b>	<b>3 p.m.</b>
<b>Thu., Feb. 7</b>	at Alabama*	7:30 p.m.
<b>Sun., Feb. 10</b>	<b>Texas A&amp;M*</b>	<b>3:30 p.m.</b>
<b>Thu., Feb. 14</b>	at Kentucky*	7 p.m.
<b>Sun., Feb. 17</b>	at Mississippi* (SECN)	2 p.m.
<b>Sun., Feb. 24</b>	<b>Mississippi State*</b>	<b>3 p.m.</b>
<b>Thu., Feb. 28</b>	at Missouri*	8 p.m.
<b>Sun., Mar. 3</b>	<b>Florida* (SPSO)</b>	<b>1 p.m.</b>
<i>SEC Tournament (Duluth, Ga.)</i>		
<b>Wed. Mar. 6</b>	First Round	TBA
<b>Thu., Mar. 7</b>	Second Round	TBA
<b>Fri., Mar. 8</b>	Quarterfinals	TBA
<b>Sat., Mar. 9</b>	Semifinals	TBA
<b>Sun., Mar. 10</b>	Final	TBA

\* indicates SEC game

All Times Listed as Eastern


Television outlet listed in parentheses – SPSO is SportSouth;  
 FSN is SportSouth, Fox Sports Southwest and Sun Sports;  
 SECN is SEC Network; CSS is Charter Sports Southeast;  
 FSF is Fox Sports Florida.



## Uniform Patch

The Gamecocks continue to wear the patch added to their uniforms last season to honor teammate Shelbretta Ball, who was medically disqualified from playing in Fall 2011. The team wanted Brett and everyone watching to know that she will always be an integral part of them and whatever they achieve this season.

Additionally, senior guard Ieasia Walker changed her jersey number this season to honor her teammate who was slated to wear that number prior to being medically disqualified.



## South Carolina Gamecocks (14-2, 2-1 SEC)

**Head Coach:** Dawn Staley

**Record at South Carolina:** 81-60 (5th season)

**Career Record:** 253-140 (13th season)

**Career vs. Georgia:** 4-6



## Georgia Lady Bulldogs (14-2, 2-1 SEC)

**Head Coach:** Andy Landers

**Record at Georgia:** 809-270 (33rd season)

**Career Record:** 891-291 (38th season)

**Career vs. South Carolina:** 31-6

## Game Information

**Georgia Series:** GA leads 32-7

**In Athens:** GA leads 14-2

**In Columbia:** GA leads 14-3

**Neutral Site:** GA leads 4-2

**TV:** CSS (Matt Stewart, play-by-play; Joe Ciampi, analyst); ESPN3

**Radio:** WISW 1320 AM (Brad Muller); GamecocksOnline.com

**Live Stats:** GamecocksOnline.com










## South Carolina Notables

- This is the Gamecocks' 39th season as a varsity sport, the fifth with head coach Dawn Staley at the helm.
- The Gamecock defense has held 12 of its 16 opponents to less than 50 points to rank fourth in the country in scoring defense, allowing just 47.4 points per game. South Carolina has allowed just more than 60 points just once this season.
- South Carolina has found success by limiting its opponents offensive opportunities. While allowing foes to shoot 33.6 percent from the field, the Gamecocks are taking 7.0 more shots per game than their opponents. Last season's defensive effort held opponents to just 51.1 field goal attempts per game with the Gamecocks taking 6.8 more shots per contest over the course of the season.
- Senior guard Sanchon White has thrived since the beginning of SEC play, averaging 7.7 points per game and a team-best 7.0 rebounds per outing. In non-conference action, she posted 5.8 points and 3.7 boards per game.
- Sophomore forward Aleighsa Welch is fifth in the SEC in rebounding (8.6 rpg) and leads the league on the offensive glass (4.4). She is fourth in the conference with six double-doubles, the first of her career.
- Senior guard Ieasia Walker swiped five steals against Western Carolina (Dec. 29) to become just the 13th Gamecock to amass at least 200 in her career. The three-year starter is also on track to reach the 1,000-point plateau this season, needing just 25 points to reach the mark.
- Senior forward Ashley Bruner is one of 26 Gamecocks to amass 500 career rebounds and has a chance to become just the 18th to record at least 600, needing 54 to achieve that plateau.

## Tale of the Tape

Georgia				South Carolina			
Overall	SEC Rank	SEC Only	SEC Rank	SEC Only	SEC Rank	Overall	SEC Rank
14-2		2-1		Overall Record	2-1	14-2	
9-0		1-0		Home Record	1-1	8-2	
4-2		1-1		Away Record	1-0	3-0	
1-0				Neutral Record		3-0	
74.4	3rd	79.3	1st	Points Per Game	59.0	11th	62.8
52.1	2nd	69.3	9th	Opp. Points Per Game	55.7	T-3rd	47.4
.439	7th	.455	4th	Field Goal %age	.369	11th	.398
.365	5th	.440	11th	Opp. Field Goal %age	.368	3rd	.336
.309	8th	.313	8th	3-Pt. Field Goal %age	.219	14th	.257
.315	12th	.404	12th	Opp. 3-Pt. Field Goal %age	.400	11th	.295
.644	11th	.760	4th	Free Throw %age	.591	14th	.541
11.8		12.4		FTs Made Per Game	17.3		13.5
41.6	5th	39.0	T-5th	Rebounds Per Game	38.3	T-7th	42.6
+7.1	4th	+3.0	8th	Rebounding Margin	+5.0	4th	+11.7
16.6	4th	14.3	T-6th	Assists Per Game	8.7	14th	10.3
+9.6	3rd	+5.0	T-1st	Turnover Margin	+1.0	9th	+3.1
13.8	1st	11.3	2nd	Steals Per Game	6.3	T-11th	9.1
3.7	11th	4.0	T-4th	Blocks Per Game	4.0	T-4th	3.8

# 2012-13 South Carolina Media Roster

2		<b>Leasia Walker</b> 5-8 • Senior • Guard Amityville, N.Y. (Copiague) <i>eye-EE-shuh Walker</i>	<b>LAST GAME:</b> 12 pts, 5 assts, 3 stls vs. Vandy <b>NOTABLE:</b> Is 8th in SEC in minutes (30.9) and 9th in steals (2.3) ... Scored in double digits in two of three SEC games to average 10.0 pts in league play ... Became 13th Gamecock to collect 200 career steals ... Scored eight of 12 pts vs. Vandy in first half, dished four of five assists in second.	<b>Career Highs</b> <b>PTS:</b> 30 vs. Clemson, 11/18/10 <b>REB:</b> 11 at Ole Miss, 3/3/11 <b>AST:</b> 8 at LA Tech, 11/12/12 <b>STL:</b> 6, 2x, vs. SC St., 12/21/12 <b>BLK:</b> 2, 6x, vs. SC St., 12/21/12 <b>MIN:</b> 43, 2x, vs. Drexel, 11/28/12
5		<b>Khadijah Sessions</b> 5-8 • Freshman • Guard Myrtle Beach, S.C. (Myrtle Beach) <i>kuh-DEE-zhuh Sessions</i>	<b>LAST GAME:</b> 4 pts, 2 rebs in 14 min vs. Vandy <b>NOTABLE:</b> Highest scoring Gamecock off the bench ... Hit 4-of-4 free throws in final 1:19 to help seal win over Vandy ... Tied career high with eight points against SC State, hitting 6-of-8 FTs ... Dynamic playmaker.	<b>Career Highs</b> <b>PTS:</b> 8, 2x, vs. SC St., 12/21/12 <b>REB:</b> 3 vs. Savannah St., 11/15/12 <b>AST:</b> 4 vs. Savannah St., 11/15/12 <b>STL:</b> 3, 5x, vs. Savannah St., 11/15/12 <b>BLK:</b> 1, 2x, vs. WCU, 12/29/12 <b>MIN:</b> 23 vs. Furman, 12/9/12
12		<b>Wilka Montout</b> 6-3 • Junior • Center Cayenne, French Guiana (NE Okla. A&M) <i>WIL-kuh mawn-TOO</i>	<b>LAST GAME:</b> 3 pts, 2 rebs, 2 assts vs. Vandy <b>NOTABLE:</b> Capped 25-5 1st half run vs. Vandy with 3-pointer ... Hit four FGs and blocked two shots against Furman ... Grabbed five of six boards at Savannah State on offensive end ... Multi-faceted post who can stretch defenses with mid-range and outside shooting.	<b>Career Highs</b> <b>PTS:</b> 12 at LA Tech, 11/12/12 <b>REB:</b> 6 vs. Savannah St., 11/15/12 <b>AST:</b> 2 vs. Elon, 11/9/12 <b>STL:</b> 1, 3x, vs. Hampton, 11/22/12 <b>BLK:</b> 2 vs. Furman, 12/9/12 <b>MIN:</b> 24 vs. Sav. St., 11/15/12
20		<b>Sancheon White</b> 5-10 • Senior • Guard Hammon, Ind. (Central Arizona College) <i>SAN-chee-awn White</i>	<b>LAST GAME:</b> 8 rebs, 3 blks, 3 stls vs. Vandy <b>NOTABLE:</b> Leads team and is 14th in SEC with 7.0 rebs per league game ... Averaging 7.7 points per SEC outing ... Dominant defensive showing vs. Vandy ... Solid lockdown defender with expanding offensive and rebounding skills.	<b>Career Highs</b> <b>PTS:</b> 11, 2x, at MSU, 1/6/13 <b>REB:</b> 13 at Auburn, 1/19/12 <b>AST:</b> 3, 2x, vs. Presby., 11/27/11 <b>STL:</b> 3, 5x, vs. Vandy, 1/10/13 <b>BLK:</b> 4 vs. Drexel, 11/28/12 <b>MIN:</b> 40 vs. Drexel, 11/28/11
21		<b>Ashley Bruner</b> 6-0 • Senior • Forward Norman, Okla. (Norman) <i>Ashley BREW-ner</i>	<b>LAST GAME:</b> 9 pts, 7 rebs, 3 assts vs. Vandy <b>NOTABLE:</b> Has posted seven double-digit scoring games ... Ranks 10th in SEC in rpg and 8th in offensive rpg (3.1) ... Snagged 500th career rebound at Seton Hall ... Grabbed all seven rebs vs. Vandy in 2nd half to help preserve victory.	<b>Career Highs</b> <b>PTS:</b> 18 vs. Savannah St., 12/5/10 <b>REB:</b> 18 vs. Penn St., 11/20/11 <b>AST:</b> 4, 2x, vs. SC St., 12/21/12 <b>STL:</b> 3 at Seton Hall, 12/2/12 <b>BLK:</b> 4, 2x, vs. Sav. St., 12/5/10 <b>MIN:</b> 37 vs. DePaul, 11/24/12
24		<b>Aleighsa Welch</b> 6-0 • Sophomore • Forward Goose Creek, S.C. (Goose Creek) <i>uh-LEE-suh Welch</i>	<b>LAST GAME:</b> 13 pts, 5 rebs in 20 min vs. Vandy <b>NOTABLE:</b> Fourth in SEC with six double-doubles ... Is SEC's top offensive rebounder (4.4 Orpg) and fifth in total rpg ... Leads team in scoring (21st in SEC) ... Team high scorer six times, high rebounder six times ... Has 11 10+ point games and seven 10+ rebound outings.	<b>Career Highs</b> <b>PTS:</b> 19 vs. Vanderbilt, 1/15/12 <b>REB:</b> 15 vs. Drexel, 11/28/12 <b>AST:</b> 3 at Miss. State, 1/6/13 <b>STL:</b> 3, 2x, vs. Elon, 11/9/12 <b>BLK:</b> 4 at NC State, 12/4/11 <b>MIN:</b> 42 vs. Drexel, 11/28/12
25		<b>Tiffany Mitchell</b> 5-9 • Freshman • Guard Charlotte, N.C. (Providence Day)	<b>LAST GAME:</b> 7 pts, 3 rebs vs. Vandy <b>NOTABLE:</b> Ranks third among SEC freshmen in scoring ... Led team in scoring six times, rebounding three times ... Scored in double figures nine times ... Notched team's first 20-point game of season against SC State (21 pts/11 rebs).	<b>Career Highs</b> <b>PTS:</b> 21 vs. SC St., 12/21/12 <b>REB:</b> 11, 3x, vs. SC St., 12/21/12 <b>AST:</b> 4 vs. Sav. St., 11/15/12 <b>STL:</b> 5 vs. Furman, 12/9/12 <b>BLK:</b> 1, 2x, vs. Vandy, 1/10/13 <b>MIN:</b> 34 vs. Stanford, 12/19/12
31		<b>Asia Dozier</b> 5-10 • Freshman • Guard Columbia, S.C. (Spring Valley) <i>Asia DOE-zhur</i>	<b>LAST GAME:</b> 2 pts, 1 reb in 20 min vs. Vandy <b>NOTABLE:</b> Buried second-half 3 to pull within two points of #1/1 Stanford ... Gatorade South Carolina Player of the Year and SC Miss Basketball ... Father, Perry, and uncle Terry both played basketball at South Carolina.	<b>Career Highs</b> <b>PTS:</b> 11 vs. Sav. St., 11/15/12 <b>REB:</b> 10 vs. Elon, 11/9/12 <b>AST:</b> 5 at LA Tech, 11/12/12 <b>STL:</b> 2 at LA Tech, 11/12/12 <b>BLK:</b> 1, 4x, at Miss. St., 1/6/13 <b>MIN:</b> 26 vs. Elon, 11/9/12
33		<b>Elem Ibiam</b> 6-3 • Sophomore • Center Fayetteville, Ga. (Fayette County) <i>ELL-um IB-ee-um</i>	<b>LAST GAME:</b> 9 pts, 2 rebs in 13 min vs. Vandy <b>NOTABLE:</b> Ranks 5th in SEC with 1.5 blocks per league game, 15th in total games (1.1) ... Averaging 5.0 rebounds over last three games ... Tied career high with five blocks vs. WCU, tying for third in Colonial Life Arena history.	<b>Career Highs</b> <b>PTS:</b> 11 vs. SC St., 12/21/12 <b>REB:</b> 11 vs. Elon, 11/9/12 <b>AST:</b> 2 vs. E. Mich., 3/17/12 <b>STL:</b> 1, 5x, vs. WCU, 12/29/12 <b>BLK:</b> 5, 2x, vs. WCU, 12/29/12 <b>MIN:</b> 25 vs. WCU, 12/29/12

**Starter**

**Reserve**

## Quick Facts

### The University

**Location:** Columbia, S.C.  
**Founded:** 1801  
**Enrollment:** 30,721  
**Colors:** Garnet (PMS 202C) and Black  
**Nickname:** Gamecocks  
**Conference:** Southeastern  
**President:** Dr. Harris Pastides  
**Athletics Director:** Ray Tanner  
**Facility:** Colonial Life Arena (18,000)

### Coaching Staff

**Head Coach:** Dawn Staley  
**Alma Mater:** Virginia, 1992  
**Overall Record:** 253-140 (13th season)  
**School Record:** 81-60 (5th season)  
**Assoc. Head Coach (Alma Mater):**  
 Lisa Boyer (Ithaca, 1972)  
**Assistant Coaches (Alma Mater):**  
 Nikki McCray (Tennessee, 1995)  
 Darius Taylor (Michigan, 2000)

### Team Information

**2011-12 Record:** 25-10  
 Home: 12-3 Away: 9-5 Neutral: 4-2  
**SEC Record (Finish):** 10-6 (T-4th)  
 Home: 6-2 Away: 4-4  
**Letterwinners Returning/Lost:** 6/7  
**Starters Returning/Lost:** 1/4

### Program History

**First Year of Women's Basketball:** 1974-75  
**All-Time Record:** 671-489 (39th season)  
**All-Time SEC Record:** 93-193 (22nd season)  
**NCAA Appearances (Last):** 9 (2012, Sweet 16)  
**NCAA Tournament Record:** 10-9  
**WNIT Appearances (Last):** 4 (2011)  
**WNIT Record:** 3-4

### Media Relations

**Women's Basketball Contact:** Diana Koval  
**Office:** 803.777.7977  
**Cell:** 314.369.6050  
**Email:** dkoval@mailbox.sc.edu  
**Press Row Phone:** 803.777.6182  
**Athletics Department on the Web**  
**Website:** GamecocksOnline.com  
**Twitter:** @GamecocksOnline.com  
**Facebook:** Facebook.com/GamecocksOnline  
**YouTube:** YouTube.com/GamecocksOnline  
**Women's Basketball on Twitter**  
**Team:** @GamecockWBB  
**Head Coach:** @DawnStaley

## A South Carolina Win Would...

- Be the Gamecocks' second straight over Georgia, marking just the second time in school history South Carolina has won back-to-back games against the Lady Bulldogs
- Make this the second season in a row that the Gamecocks opened the SEC schedule 3-1
- Make it the first time since 2001-02 that the Gamecocks won their first two SEC road games.

## By the Numbers

- 3 Categories in which senior guard Sancheon White ranks among the SEC's top 15 in league games – steals (7th, 2.0), rebounding (14th, 7.0) and blocked shots (15th, 1.0)
- 4 Rank in the nation for South Carolina in scoring defense as the Gamecocks have allowed just 47.4 points per game, which leads the SEC
- 10.0 Points per game scored by senior guard Ieasia Walker in SEC action this season after entering league play at 8.5 points per game
- 12 Opponents South Carolina has held under 60 points in the team's 16 games this season, including its last two SEC opponents
- 14 Deficit at halftime for the Gamecocks against Drexel before coming back to win in overtime, the largest deficit South Carolina has overcome since rallying from 18 points down with 8:15 to play in the first half against LSU on Jan. 6, 2011 and the largest second-half deficit overcome by the Gamecocks in the Dawn Staley era
- 25 Points needed by senior guard Ieasia Walker to reach 1,000 in her career
- 32 Free throws made by the Gamecocks at Mississippi State (Jan. 6), the most in the Dawn Staley era, the fourth-most in school history and the most ever in a road game
- 53.3 Percent of the Gamecocks' 60 points at Mississippi State (Jan. 6) that came from the free throw line, compared to 21.5 percent of the team's points this season coming from the charity stripe
- 70 Offensive rebounds by Aleighsa Welch this season, more than half of her total of 137, to lead the SEC in offensive rebounding (4.4 per game)
- 75.0 Percent of the team's 1,005 points this season scored by the starting lineup
- 546 Career rebounds by senior forward Ashley Bruner, placing her among just 26 Gamecocks to achieve the 500-rebound plateau. She needs 42 more to make the program's top-20.

## The Georgia Series

The Lady Bulldogs lead the series 32-7, including a 14-2 edge in Athens, but the teams have split their last four meetings and three of the Gamecocks' seven victories have come in the Dawn Staley era, which includes a total of eight games against Georgia. South Carolina won the most recent matchup – a 59-55 decision in the SEC Tournament quarterfinals on March 2, 2012. The victory avenged the Gamecocks' narrow regular-season loss to the Lady Bulldogs, a 61-59 decision at Colonial Life Arena (Feb. 16, 2012) and the previous season's SEC Tournament quarterfinal loss (66-34). The Gamecocks last defeated the Lady Bulldogs on their home court on Feb. 7, 2010, by a score of 52-42 for what was the first win over a top-15 team in Staley's tenure.

## Gamecocks' Five-Second Count

With a complementary blend of youth and experience, South Carolina opened a season 10-0 for the first time since the 1981-82 team also won its first 10 contests. The Gamecocks, now 14-2, have shown they have both inside and outside offensive options and are dominant on the glass this season while the defense has dropped off very little from last season's NCAA Tournament Sweet 16 effort. Two Gamecocks average double-figure points with three others netting 6.0 or more points per game. South Carolina ranks fifth in the nation with a +11.8 rebounding margin and has two players ranked among the SEC's top 10 rebounders. Defensively, the Gamecocks are fourth in the nation in scoring defense, yielding just 47.4 points per game. South Carolina has held 12 of its 16 opponents this season under 50 points and limited six of the 16 to under 30 percent field goal shooting, including Hampton (Nov. 22), which hit just 19.3 percent (11-57) from the field for the second-lowest opponent field goal percentage of the Staley era, and Vanderbilt (Jan. 10), which shot just 26.5 percent after coming into the game with the SEC's second-highest field goal accuracy at 45.2.

## Road Warriors

The Gamecocks are 191-231 (.453) all-time in games on enemy territory, including a 16-26 (.381) mark under head coach Dawn Staley.

## Judging January

South Carolina is 179-178 (.501) all-time in the month of January, including an 18-20 (.474) record under fifth-year head coach Dawn Staley. The Gamecocks are 105-75 (.583) in home games during

## Gamecocks in the Rankings

(Thru games of 1/10)

Team	SEC	NCAA	Actual
Scoring Offense	13	170	62.8
Scoring Defense	1	4	47.4
Field Goal Percentage	11	127	.398
Field Goal %age Def.	1	18	.336
3-Point FG %age	13	—	.257
3-Point FG %age Def.	8	138	.295
3-Point FG Made/Gm.	11	282	3.6
Free Throw Percentage	14	342	.541
Rebounding Offense	2	—	42.6
Rebounding Defense	1	—	30.9
Rebounding Margin	1	5	+11.7
Assists	14	298	10.3
Steals	11	159	9.1
Turnover Margin	8	65	+3.0
Assist-to-Turnover Ratio	11	147	0.7
Blocked Shots	9	124	3.8

Ashley Bruner	SEC	NCAA	Actual
Rebounding	10	—	7.0
Offensive Rebounding	8	—	3.1

Ieasia Walker	SEC	NCAA	Actual
Steals	9	143	2.3
Minutes Played	8	—	30.9

Aleighsa Welch	SEC	NCAA	Actual
Scoring	21	—	12.2
Rebounding	T-4	104	8.6
Offensive Rebounding	1	—	4.4
FT %age	13	—	.676

## Current Gamecock Streaks

	Total	Home	Road	Neut.
Overall	W2	W1	W4	W3
SEC	W2	W1	W1	—
Non-Conference	W2	W2	W4	W3
Ranked Teams	L3	L4	W1	L2



the first month of the calendar year, including a 30-55 (.352) mark at Colonial Life Arena. South Carolina is 61-95 (.391) in January road games and 4-0 at neutral sites during the month.

## Life in the League

South Carolina is 93-193 (.325) all-time in its 22nd season of SEC regular-season play. The Gamecocks are 60-84 (.417) in SEC games played in Columbia with a 33-109 record on the road. Under head coach Dawn Staley, the Gamecocks have a 29-36 (.446) SEC record, which includes a 2-12 slate in her first season at the helm. The program's 27 SEC regular-season victories in Staley's first four seasons are the best four-year mark for the program in more than a decade.

Last season's 10 wins matched the 2001-02 team for the best since joining the league for the 1991-92 season. It was just the third time in its 21 seasons in the league that South Carolina posted at least nine conference wins. In fact, the Gamecocks have only won seven or more league games six times in their 21 seasons with three of those coming under Staley.

Overall, Staley boasts a 128-61 (.677) record in league play, including eight seasons leading her Temple teams to a 99-25 (.798) Atlantic 10 mark.

## Reading the Rankings

South Carolina is ranked in both national polls for the fifth-straight week. The Gamecocks held at No. 18 in the Associated Press Poll this week after cracking into that poll at No. 24 the week of Dec. 10. It is the program's highest AP rank since the end of the 2002-03 season. The Gamecocks moved down a spot to No. 16 in the USA Today Coaches Poll. Here's a look at the Gamecocks' ranking each week of the season, listed as AP/USA Today Coaches Poll:

	Pre	Nov. 12	Nov. 19	Nov. 26	Dec. 3	Dec. 10	Dec. 17	Dec. 24	Dec. 31	Jan. 7
SC	rv/rv	rv/rv	rv/rv	rv/24	rv/21	24/18	21/17	19/16	18/15	18/16

## Rendering the RPI

With a 13-2 record, including six wins away from home, the Gamecocks are 28th in the first NCAA RPI released this week. South Carolina is one of seven SEC schools rated among the top 35 with four others coming inside the top 100.

The Gamecocks' strength of schedule ranks in the top 50 and will continue to build over the course of the season. The Gamecocks are slated to play five teams currently ranked in the top 25 – then-No. 1/1 Stanford (Dec. 19), then-No. 12/13 Tennessee, at No. 13/12 Georgia (Jan. 13), home and away against No. 6/6 Kentucky (Jan. 24/Feb. 14) and No. 20/21 Texas A&M.

## Good Hands

South Carolina is ranked 17th in the country in turnovers, committing just 13.9 per game. The Gamecocks have committed 10 or fewer turnovers four times this season, including a pair of seven-turnover games that rank among the top five in the Dawn Staley era. South Carolina has turned it over more than 15 times in a game just four times, while the defense has forced more than 15 turnovers 10 times. The Gamecocks' 13.9 turnovers per game is the lowest average by the program since the 1983-84 team set the school record of 8.2.

## Demanding Defense

The hallmark of the Gamecocks under head coach Dawn Staley has always been defense, and this season's team is no different. Through games of Jan. 10, South Carolina's defense ranks fourth in the nation in points allowed per game (47.4), trailing just Connecticut (45.5), Michigan State (45.6) and Green Bay (47.2). The Gamecocks have allowed just one opponent to score more than 60 points this season (Tennessee, Jan. 3) and have held 12 to 48 or fewer through the first 16 games of the season.

One of the more interesting facets of the Gamecocks' stifling defense is that it has not necessarily held opponents to a sub-par shooting percentage. Through Staley's tenure, opponents have shot 39.8 percent from the field (3,048-

## All-Time Records vs. SEC

Opponent	Overall	Under Staley	SEC Season	SEC Tourn.	H	A	N	Streak	Last
Alabama	16-15	6-0	12-12	1-2	9-5	6-8	1-2	Won 5	W: 57-38, 3/1/12 (N)
Arkansas	9-17	2-3	9-15	0-2	7-5	2-10	0-2	Won 1	W: 53-47, 2/26/12 (H)
Auburn	15-21	3-3	10-15	1-1	9-7	5-12	1-2	Lost 1	L: 49-53, 1/19/12 (A)
Florida	10-20	2-4	8-18	0-2	4-10	6-8	0-2	Won 2	W: 62-58, 2/12/12 (H)
Georgia	7-32	3-5	5-20	1-2	3-14	2-14	2-4	Won 1	W: 59-55, 3/2/12 (N)
Kentucky	18-30	2-6	14-23	0-1	13-9	5-18	0-3	Lost 2	L: 50-53, 2/23/12 (A)
LSU	4-22	1-5	3-22	1-0	2-10	1-12	1-0	Lost 2	L: 48-58, 1/12/12 (A)
Ole Miss	15-17	5-2	11-12	2-4	9-4	4-8	2-5	Won 3	W: 61-43, 1/26/12 (H)
Miss. State	12-16	3-3	11-13	0-2	8-5	4-9	0-2	Won 3	W: 60-46, 1/6/13 (A)
Missouri	1-0	0-0	—	—	0-0	0-0	1-0	Won 1	W: 72-60, 1/24/01 (N)
Tennessee	2-44	1-7	1-25	0-3	1-19	1-20	0-5	Lost 2	L: 53-73, 1/3/13 (H)
Texas A&M	0-0	0-0	—	—	0-0	0-0	0-0	—	—
Vanderbilt	9-21	4-2	9-18	0-2	6-8	3-11	0-2	Won 3	W: 64-48, 1/10/13 (H)
<b>Totals</b>	<b>118-255</b>	<b>32-40</b>	<b>93-193</b>	<b>6-21</b>	<b>71-96</b>	<b>39-130</b>	<b>8-29</b>	<b>Won 2</b>	



## Around the SEC

(Thru games of Dec. 28)

	SEC Games			Overall		
	W	L	Pct.	W	L	Pct.
Kentucky	3	0	1.00	15	1	.938
Tennessee	3	0	1.00	12	3	.800
Auburn	2	1	.667	13	3	.813
Florida	2	1	.667	13	4	.765
Georgia	2	1	.667	14	2	.875
South Carolina	2	1	.667	14	2	.875
Texas A&M	2	1	.667	12	5	.706
Vanderbilt	2	1	.667	12	4	.750
Arkansas	1	2	.333	13	3	.813
LSU	1	2	.333	10	6	.625
Missouri	1	2	.333	12	5	.706
Alabama	0	3	.000	10	6	.625
Ole Miss	0	3	.000	7	9	.438
Mississippi St.	0	3	.000	8	8	.500

## Coming Up

### January 13

9/9 Tennessee at Florida, 11:30 a.m. (ESPN)  
18/16 Carolina at 13/12 Georgia, 1 p.m. (CSS)  
6/6 Kentucky at Missouri, 1:30 p.m. (ESPN)  
Alabama at Ole Miss, 2:30 p.m. (SPSO)  
Arkansas at Vanderbilt, 3 p.m.  
Auburn at 20/21 Texas A&M, 3 p.m.  
Mississippi State at LSU, 3 p.m. (COX)

## Recent Results

### January 10

6/6 Kentucky def. 20/21 Texas A&M, 65-62  
Auburn def. Ole Miss, 76-52  
Arkansas def. LSU, 63-54  
Florida def. Mississippi State, 61-55  
9/9 Tennessee def. Missouri, 84-39  
13/12 Georgia def. Alabama, 95-83

Rankings are listed as AP/Coaches Poll  
All Times Eastern; TV Network in ()

## 2012-13 Roster

No.	Name	Pos.	Ht	Yr.	Hometown/Last School
2	Ieasia Walker	G	5-8	Sr.	Amityville, N.Y./Copiague
5	Khadijah Sessions	G	5-8	Fr.	Myrtle Beach, S.C./Myrtle Beach
12	Wilka Montout	C	6-3	Jr.	French Guiana/NE Okla. A&M
15	Tiffany Davis	G	5-7	Fr.	Houston Texas/Westbury Christian
20	Sancheon White	G	5-10	Sr.	Hammond, Ind./Central Arizona
21	Ashley Bruner	F	6-0	Sr.	Norman, Okla./Norman
23	Tina Roy	G	5-11	So.	Kaplan, La./Kaplan
24	Aleghsa Welch	F	6-0	So.	Goose Creek, S.C./Goose Creek
25	Tiffany Mitchell	G	5-9	Fr.	Charlotte, N.C./Providence Day
31	Asia Dozier	G	5-10	Fr.	Columbia, S.C./Spring Valley
33	Elem Ibiam	C	6-3	So.	Fayetteville, Ga./Fayette County

**Head Coach:** Dawn Staley

**Associate Head Coach:** Lisa Boyer

**Assistant Coaches:** Nikki McCray, Darius Taylor

7,660). The defensive success has come from limiting opponent shot attempts entirely, especially from the 3-point line. South Carolina has attempted more total shots than its opponents every season except Staley's first (2008-09). Opponents have attempted more 3s than the Gamecocks just once as well (2009-10).

Here's a look at how the numbers break down year-by-year:

Season	SC FGA/Gm.	Opp. FGA/Gm.	Diff.	SC 3FGA/Gm.	Opp. 3FGA/Gm.	Diff.
2012-13	57.4	50.4	+7.0	13.9	10.8	+3.1
2011-12	57.9	51.1	+6.8	16.3	8.3	+2.8
2010-11	56.1	53.8	+2.3	18.0	10.9	+7.1
2009-10	59.4	57.9	+1.5	12.8	13.3	-0.5
2008-09	54.8	57.6	-2.8	13.3	12.1	+1.2

As the difference in shot attempts as increased over the course of the Staley era, so has the team's win totals, culminating in last season's 25-10 record, the program's best in more than a decade, and this season's 14-2 start

## Five for Fighting

South Carolina head coach Dawn Staley has used the same starting lineup in every game this season, and the quintet led the way to the program's best non-conference record since 2001-02. Starters – Ieasia Walker, Sancheon White, Tiffany Mitchell, Ashley Bruner and Aleighsa Welch – account for 75.0 percent of the offense and 68.0 percent of rebounds while playing 69.9 percent of the minutes available. Each of the five averages at least 6.1 points, more than any Gamecock off the bench. Still, the four reserves available have out-scored their counterparts on the opposite bench 10 times this season, during which the Gamecocks are 9-1.

## Going Glass

Looking at South Carolina's roster of seven guards and four forwards/centers, the casual observer might think that rebounding would not be the Gamecocks' bailiwick, but South Carolina has out-rebounded all but one of its 15 opponents this season (Stanford), including four by more 20 or more and six other by at least 10. The team effort has the Gamecocks ranked fifth in the nation in rebound margin at +11.8.

While rebounding is a team focus, this season has seen a surge in individual performances. In 2011-12, a Gamecock posted double-figure rebounds just seven times over 35 games. Through 16 games this season,

## Games Led Team In...

(Tied for team lead in each category included)

Scoring	2012-13	Career	Record
Aleighsa Welch	6	10	7-3
Tiffany Mitchell	6	6	5-1
Ashley Bruner	5	11	9-2
Ieasia Walker	1	21	11-10
Tina Roy	0	2	2-0

Rebounding	2012-13	Career	Record
Aleighsa Welch	6	22	19-3
Ashley Bruner	5	28	15-13
Sancheon White	3	7	4-3
Elem Ibiam	3	4	4-0
Tiffany Mitchell	3	3	3-0
Ieasia Walker	2	10	6-4

Assists	2012-13	Career	Record
Ieasia Walker	9	38	23-15
Ashley Bruner	4	8	6-2
Sancheon White	2	4	4-0
Tiffany Mitchell	2	2	2-0
Aleighsa Welch	2	2	2-0
Khadijah Sessions	1	1	1-0
Tina Roy	0	1	1-0

## Miscellaneous Stats

Double-Doubles	2012-13	Career	Record
Aleighsa Welch	6	6	6-0
Tiffany Mitchell	2	2	2-0
Ashley Bruner	1	6	3-3
Ieasia Walker	0	1	1-0

30+ Points	2012-13	Career	Record
Ieasia Walker	0	1	1-0

20+ Points	2012-13	Career	Record
Tiffany Mitchell	1	1	1-0
Ieasia Walker	0	4	2-2

10+ Points	2012-13	Career	Record
Aleighsa Welch	12	22	18-4
Tiffany Mitchell	9	9	8-1
Ashley Bruner	7	27	20-7
Ieasia Walker	7	50	30-20
Sancheon White	3	5	5-0
Wilka Montout	2	2	2-0
Asia Dozier	1	1	1-0
Elem Ibiam	1	1	1-0
Tina Roy	0	5	4-1

10+ Rebounds	2012-13	Career	Record
Aleighsa Welch	6	7	6-1
Tiffany Mitchell	3	3	3-0
Ashley Bruner	2	8	5-3
Asia Dozier	1	1	1-0
Elem Ibiam	1	1	1-0
Sancheon White	0	1	0-1
Ieasia Walker	0	1	1-0

5+ Assists	2012-13	Career	Record
Ieasia Walker	3	16	13-3
Asia Dozier	1	1	1-0

5+ Steals	2012-13	Career	Record
Ieasia Walker	3	6	5-2
Tiffany Davis	1	1	1-0
Tiffany Mitchell	1	1	1-0

5+ Blocks	2012-13	Career	Record
Elem Ibiam	1	2	2-0

## Scoring Differentials

Largest lead in a win .....	by 36 (71-35), 2nd-7:30 vs. Savannah State, 11/15/12
Largest deficit overcome to win .....	by 14 (36-22), 1st-0:00 vs. Drexel, 11/28/12
Largest lead given up in a loss .....	by 3 (35-32), 2nd-18:46 vs. Tennessee, 1/3/13
Largest deficit in a loss .....	by 25 (42-67), 2nd-4:44 vs. Tennessee, 1/3/13

## Team Specialty Stats

South Carolina/Opponent

		Pts. in Paint	Pts. Off TOs	2nd Chance Pts	Fast Break Pts
11/9	Elon	52/18	34/11	22/5	24/8
11/12	at LA Tech	38/30	16/4	22/4	2/2
11/15	Sav. St.	40/20	15/12	19/8	6/4
11/18	Clemson	38/14	15/14	13/11	8/5
11/22	vs. HU	20/12	16/14	15/4	8/6
11/23	vs. FGCU	38/18	23/12	13/4	20/2
11/24	vs. DPU	40/22	6/11	10/8	14/7
11/28	Drexel	26/18	15/6	14/7	12/0
12/2	at SHU	30/22	20/10	13/2	6/10
12/9	Furman	42/12	31/6	17/9	20/7
12/19	Stanford	20/24	11/4	4/9	6/2
12/21	SC State	22/18	14/1	22/10	6/6
12/29	WCU	30/12	21/9	15/9	8/3
1/3	Tenn.	32/38	8/4	20/9	10/13
1/6	at Miss. St.	24/10	17/5	13/8	8/0
1/10	Vandy	36/20	19/19	6/11	10/6
1/13	at Georgia				
1/17	LSU				
1/20	at Fla.				
1/24	Kentucky				
1/27	at Ark.				
2/3	Auburn				
2/7	at Ala.				
2/10	TX A&M				
2/14	at Ky.				
2/17	at Ole Miss				
2/24	Miss. St.				
2/28	at Missouri				
3/3	Florida				

## Starters vs. Bench Points

		SC Starters	Opp. Starters	SC Bench	Opp. Bench
11/9	Elon	54	29	23	15
11/12	at LA Tech	58	33	24	25
11/15	Sav. St.	50	42	28	5
11/18	Clemson	51	27	13	16
11/22	vs. HU	34	27	11	7
11/23	vs. FGCU	54	30	11	16
11/24	vs. DPU	47	40	8	6
11/28	Drexel	49	43	9	12
12/2	at SHU	50	38	5	4
12/9	Furman	40	27	29	8
12/19	Stanford	44	51	5	2
12/21	SC State	41	28	24	17
12/29	WCU	40	15	26	29
1/3	Tenn.	49	68	4	5
1/6	at Miss. St.	47	36	13	10
1/10	Vandy	46	35	18	13
1/13	at Georgia				
1/17	LSU				
1/20	at Fla.				
1/24	Kentucky				
1/27	at Ark.				
2/3	Auburn				
2/7	at Ala.				
2/10	TX A&M				
2/14	at Ky.				
2/17	at Ole Miss				
2/24	Miss. St.				
2/28	at Missouri				
3/3	Florida				

South Carolina has amassed 14 double-digit rebound efforts, including seven from sophomore forward Aleighsa Welch, who is third in the SEC led in the category. Two Gamecocks rank among the SEC's top 10 rebounders – Aleighsa Welch (5th) and Ashley Bruner (10th).

## Posts Up – Spurs Up

For the first time in the Dawn Staley era, two of the team's top three scorers are post players. Forwards Aleighsa Welch and Ashley Bruner have been an integral part in the team's 14-2 start this season, averaging 12.2 and 9.3 points, respectively. Welch is shooting a team-best 66.1 percent from the field, although she is eight field goals shy of the minimum required to be ranked in the SEC.

The duo are among the league's top 10 rebounders with Welch ranking fifth at 8.6 per game and Bruner coming in 10th at 7.0. Both are especially proficient on the offensive glass, ranking first and eighth, respectively, in the league. More than half of Welch's 137 total rebounds have come on the offensive end (70), while 44.6 percent of Bruner's 112 have come on a Gamecock miss.

## Twice as Nice

South Carolina's Aleighsa Welch earned a spot on the 2012 SEC All-Freshman Team despite lacking a key resume bullet for forwards – a double-double. The sophomore has made up for last season's missing ingredient by amassing six through the team's first 16 games this season to rank second in the SEC. After narrowly missing the mark in the season opener, Welch picked up her first career double-double two games later with a 13-point, 12-rebound effort against Savannah State (Nov. 15). She added two more at the Paradise Jam against Hampton (Nov. 22) and Florida Gulf Coast (Nov. 24) and tacked on her fourth against Drexel (Nov. 28). She made it four in five games with a 14-point/10-rebound effort at Seton Hall (Dec. 2). Welch continued her balanced dominance with a 16-point, 14-rebound effort against SC State just before the holiday break.

Welch leads the team and is third in the SEC with seven double-digit rebound games this season and also paces the Gamecocks in double-figure scoring outings with 11.

## White Hot

Senior Sancheon White has answered the challenge of SEC competition this season, crediting the experience she gained last year when she played just 14.8 minutes per conference contest, adding 3.6 points and 2.6 rebounds per outing. A lightning-quick, aggressive defender, White has put her mark the Gamecocks' SEC foes on both ends of the floor so far this season. She leads the team and is 14th in the league with 7.0 rebounds per SEC game while also adding 7.7 points per contest after closing out non-conference action with a 5.8 average. Defensively, White has reached her prime, swiping three steals in each of the last two games (2.0 steals per SEC contest to rank seventh in the league) and swatting away three shots against Vanderbilt (Jan. 10).

## Jane of All Trades

Senior guard Ieasia Walker's ability to adapt her game to the needs of her team has been a key factor in the team's success in her four seasons in the Garnet and Black. After coming off the bench most of her freshman year, the guard's offense exploded in 2010-11 as the team's predicted offensive weapons faltered. Walker more than doubled her scoring output to a team-high 12.2 points per game, including 13.3 points per SEC contest. As a junior, the point guard shifted her focus to conducting the team, both offensively and defensively. While her scoring average dropped to 7.9 points in 2011-12, her overall productivity did not. Walker led the team with 3.2 assists per game, which helped the team generate another 6.9 points per game. In all, her offensive prowess generated 25.4 percent of the team's 61.2 points per game.

This season, Walker has shown her versatility, adding another component to her on-court effort – leadership. With six underclassmen on the roster, Walker showed patience through the non-conference season, stepping out of the spotlight to allow her younger teammates to find their way. Still, the senior has scored in double figures seven times, paced the team in assists nine times and ranks ninth in the SEC in steals per game (2.3). Her ability to read the team's needs, has yielded a box score that has two post players and a freshman guard among the team's top three scorers so far this season – a first in the Dawn Staley era. As the SEC schedule began, Walker has started to ramp up her individual offensive effort, scoring in double figures in two of the first four games to average 10.0 points in league play while handing out 3.0 assists per SEC contest.

## Movin' On Up

South Carolina seniors Ashley Bruner and Ieasia Walker have made the most of their time in the Garnet and Black, posting and heading toward significant milestones while moving up the all-time leaderboards in several categories.

Bruner made the first move by becoming just the 26th Gamecock to pull down at least 500 career rebounds, hitting the mark as part of her seven-rebound outing at Seton Hall (Dec. 2). Currently 25th on the total rebounding list with 546, she can move into the top 20 with 42 more boards, which would tie her for the 20th spot with Ilona Burgrova (2005-08). With 54 more rebounds this season, Bruner will join just 17 other Gamecocks to reach 600 career boards.

Walker became just the 13th Gamecock to amass at least 200 career steals with her five against Western Carolina (Dec. 29). Currently with 205 steals, she needs just seven more to join Shaunzinski Gortman (1999-2002) and Sharon Rivers (1980-83) in the all-time top 10. With 975 career points, Walker is on track to join the Gamecocks' 1,000-point club as the 28th member, only 11 of whom have also posted at least 200 steals.

## Working Overtime

After Wednesday's 58-55 win over Drexel, South Carolina is 16-14 all-time in overtime games, including a 1-3 mark in double-overtime contests. Since taking the reins for the 2008-09 season, Gamecock head coach Dawn Staley has amassed a 5-3 record in extended games. South Carolina played a school-record four overtime games in 2010-11, going 2-2, and in 1995-96, going 1-3.

## 2012-13 Double-Doubles

### Aleighsa Welch (6)

11/15	Savannah State	13 pts/12 rebs
11/22	vs. Hampton	16 pts/11 rebs
11/23	vs. Florida Gulf Coast	14 pts/11 rebs
11/28	Drexel	12 pts/15 rebs
12/2	at Seton Hall	14 pts/10 rebs
12/21	SC State	16 pts/14 rebs

### Tiffany Mitchell (2)

12/2	at Seton Hall	13 pts/11 rebs
12/21	SC State	21 pts/11 rebs

### Ashley Bruner (1)

11/24	vs. DePaul	11 pts/12 rebs
-------	------------	----------------

## AP Top 25

(Week of Jan. 7)

1.	Baylor	12-1
2.	Notre Dame	12-1
3.	Connecticut	12-0
4.	Duke	13-0
5.	Stanford	13-1
6.	Kentucky	14-1
7.	California	12-1
8.	Penn State	12-2
9.	Tennessee	11-3
10.	Maryland	11-3
11.	North Carolina	15-1
12.	Purdue	13-2
13.	Georgia	13-2
14.	UCLA	11-2
15.	Louisville	12-3
16.	Oklahoma	12-2
17.	Kansas	11-2
18.	South Carolina	13-2
19.	Florida State	12-2
20.	Texas A&M	12-4
21.	Oklahoma State	11-2
22.	Dayton	12-1
23.	Colorado	11-2
24.	Miami (Fla.)	12-2
25.	Iowa State	11-1

## USA Today Coaches Top 25

(Week of Jan. 7)

1.	Baylor	12-1
2.	Connecticut	12-0
3.	Notre Dame	12-1
4.	Stanford	13-1
5.	Duke	13-0
6.	Kentucky	14-1
7.	California	12-1
8.	Penn State	12-2
9.	Tennessee	11-3
10.	Maryland	11-3
11.	Purdue	13-2
12.	Georgia	13-2
13.	Louisville	12-3
14.	Oklahoma	12-2
15.	UCLA	11-2
16.	South Carolina	13-2
17.	Dayton	12-1
18.	Oklahoma State	11-2
19.	Kansas	11-2
20.	North Carolina	15-1
21.	Texas A&M	12-4
22.	Florida State	12-2
23.	Nebraska	11-4
24.	Iowa State	11-1
25.	Miami (Fla.)	12-2

## South Carolina's Record When...

	SEC Only	All Games
Record.....	2-1.....	14-2
Playing a ranked opponent.....	0-1.....	0-2
Playing at home .....	1-1.....	8-2
Playing on the road .....	1-0.....	3-0
Playing at neutral site .....	0-0.....	3-0
Leading at half .....	2-0.....	13-0
Trailing at half .....	0-1.....	1-2
Tied at half .....	0-0.....	0-0
Playing an overtime game .....	0-0.....	1-0
0 players score in double-figures .....	0-0.....	0-0
1 player scores in double-figures .....	0-0.....	2-0
2 players score in double-figures .....	2-0.....	5-1
3 players score in double-figures .....	0-1.....	5-1
4 players score in double-figures .....	0-0.....	1-0
5 players score in double-figures .....	0-0.....	1-0
Starters outscore opponent's starters .....	2-0.....	14-0
Opponent's starters score equal/more .....	0-1.....	0-2
Bench outscores opponent's bench .....	2-0.....	9-1
Opponent's bench scores equal/more.....	0-1.....	5-1
Shooting 50% or better .....	0-0.....	1-0
Shooting between 40-49% .....	1-0.....	7-0
Shooting between 30-39% .....	1-0.....	6-0
Shooting less than 30% .....	0-1.....	0-2
Opponent shoots 50% or better.....	0-1.....	0-1
Opponent shoots between 40-49% .....	0-0.....	2-1
Opponent shoots between 30-39% .....	1-0.....	7-0
Opponent shoots less than 30% .....	1-0.....	5-0
Shooting better than opponent.....	1-0.....	11-0
Shooting worse than/equal to opponent .....	1-1.....	3-2
Having more FTs made than opponent .....	1-0.....	9-0
Having equal/less FTs made than opponent .....	1-1.....	5-2
Outrebounding opponent .....	2-1.....	14-1
Having equal/less rebounds than opponent .....	0-0.....	0-1
Having more TOs than opponent .....	0-0.....	3-0
Having equal or less TOs than opponent.....	2-1.....	11-2
Attempting more FT than 3FG.....	2-0.....	12-0
Attempting equal/less FT than 3FG .....	0-1.....	2-2
Making 5 or more 3FGs.....	0-0.....	5-0
Making less than 5 3FGs.....	2-1.....	9-2
Making no 3 FGs.....	1-0.....	4-0
Attempting 15 or more 3FGs.....	0-1.....	6-2
Attempting less than 15 3FGs.....	2-0.....	9-0

	SEC Only	All Games
No South Carolina players foul out .....	2-1.....	14-2
One or more South Carolina players foul out.....	0-0.....	0-0
Having 10 or more assists.....	1-0.....	7-0
Having less than 10 assists.....	1-1.....	7-2
Scoring more pts. in paint than opponent .....	2-0.....	14-0
Scoring equal/less pts. in paint than opponent .....	0-1.....	0-2
Scoring more pts. off TOs than opponent .....	1-1.....	12-2
Scoring equal/less pts. off TOs than opponent.....	1-0.....	2-0
Scoring more 2nd-chance pts. ....	1-0.....	13-0
Scoring equal/less 2nd-chance pts.....	1-1.....	1-2
Scoring more fast break pts.....	2-0.....	11-0
Scoring equal/less fast break pts.....	0-1.....	3-2
Wearing white uniforms.....	1-1.....	10-2
Wearing black uniforms .....	1-0.....	4-0
Wearing garnet uniforms.....	0-0.....	0-0
Playing in tournaments/classics .....	0-0.....	3-0
Playing on live television .....	0-1.....	3-2
Playing in November.....	0-0.....	8-0
Playing in December .....	0-0.....	4-1
Playing in January .....	2-1.....	2-1
Playing in February .....	0-0.....	0-0
Playing in March.....	0-0.....	0-0
Playing during the day.....	1-0.....	8-0
Playing at night.....	1-1.....	6-2
Playing on Sunday.....	1-0.....	4-0
Playing on Monday.....	0-0.....	1-0
Playing on Tuesday.....	0-0.....	0-0
Playing on Wednesday.....	0-0.....	2-1
Playing on Thursday.....	1-1.....	3-1
Playing on Friday .....	0-0.....	3-0
Playing on Saturday.....	0-0.....	2-0
Margin is 5 pts. or less.....	0-0.....	1-1
Margin is between 6-10.....	0-0.....	1-0
Margin is between 11-20.....	2-1.....	7-1
Margin is more than 20.....	0-0.....	5-0
Having a 20-pt. scorer .....	0-0.....	1-0
Having a 30-pt. scorer .....	0-0.....	0-0
Scoring 49 points or less.....	0-0.....	1-1
Scoring 50-59 points.....	0-1.....	3-1
Scoring 60-69 points.....	2-0.....	7-0
Scoring 70-79 points.....	0-0.....	2-0
Scoring 80-89 points.....	0-0.....	1-0
Scoring 90-99 points.....	0-0.....	0-0

## 2012-13 Team High / Low

<b>South Carolina</b>	<b>Game Highs</b>		<b>Game Lows</b>	
POINTS	82	at Louisiana Tech 11/12/12	45	vs. Hampton, 11/22/12
FIELD GOALS MADE	31	Savannah State, 11/15/12 Elon, 11/9/12	14	at Mississippi State, 1/6/13
FIELD GOAL ATTEMPTS	70	Elon, 11/9/12	39	at Mississippi State, 1/6/13
FIELD GOAL PERCENTAGE	.500 (28-56)	Western Carolina, 12/29/12	.286 (18-63)	Stanford, 12/19/12
3 PT FIELD GOALS MADE	9	Savannah State, 11/15/12	0	at Mississippi State, 1/6/13 vs. DePaul, 11/24/12 Clemson, 11/18/12 Elon, 11/9/12
3 PT FG ATTEMPTS	25	Savannah State, 11/15/12	2	at Mississippi State, 1/6/13
3 PT FG PERCENTAGE	.667 (6-9)	Western Carolina, 12/29/12	.000 (0-14)	Clemson, 11/18/12 Elon, 11/9/12
FREE THROWS MADE	32	at Mississippi State, 1/6/13	4	Western Carolina, 12/29/12
FREE THROW ATTEMPTS	50	at Mississippi State, 1/6/13	13	vs. Florida Gulf Coast, 11/23/12 Savannah State, 11/15/12
FREE THROW PERCENTAGE	.643 (9-14)	Stanford, 12/19/12	.286 (4-14)	Western Carolina, 12/29/12
REBOUNDS	57	vs. Hampton, 11/22/12	31	Stanford, 12/19/12
ASSISTS	20	at Louisiana Tech 11/12/12	1	vs. DePaul, 11/24/12
STEALS	15	Furman, 12/9/12	4	Savannah State, 11/15/12
BLOCKED SHOTS	9	Furman, 12/9/12	0	vs. Florida Gulf Coast, 11/23/12
TURNOVERS	29	vs. Hampton, 11/22/12	7	Stanford, 12/19/12 at Louisiana Tech 11/12/12
FOULS	19	Stanford, 12/19/12 Clemson, 11/18/12	8	at Seton Hall, 12/2/12
<b>Opponent</b>	<b>Game Highs</b>		<b>Game Lows</b>	
POINTS	73	Tennessee, 1/3/13	34	vs. Hampton, 11/22/12
FIELD GOALS MADE	28	Tennessee, 1/3/13	11	Furman, 12/9/12 vs. Hampton, 11/22/12 Clemson, 11/18/12
FIELD GOAL ATTEMPTS	64	vs. DePaul, 11/24/12	44	vs. Florida Gulf Coast, 11/23/12
FIELD GOAL PERCENTAGE	.500 (28-56)	Tennessee, 1/3/13	.193 (11-57)	vs. Hampton, 11/22/12
3 PT FIELD GOALS MADE	7	Drexel, 11/28/12 vs. Florida Gulf Coast, 11/23/12	0	Stanford, 12/19/12
3 PT FG ATTEMPTS	29	vs. Florida Gulf Coast, 11/23/12	4	Stanford, 12/19/12
3 PT FG PERCENTAGE	.583 (7-12)	Drexel, 11/28/12	.000 (0-4)	Stanford, 12/19/12
FREE THROWS MADE	20	Vanderbilt, 1/10/13 Clemson, 11/18/12	2	at Seton Hall, 12/2/12
FREE THROW ATTEMPTS	24	Clemson, 11/18/12 at Louisiana Tech 11/12/12	4	at Seton Hall, 12/2/12
FREE THROW PERCENTAGE	1.000 (10-10)	Furman, 12/9/12	.500 (2-4)	at Seton Hall, 12/2/12
REBOUNDS	42	Stanford, 12/19/12	20	vs. Florida Gulf Coast, 11/23/12
ASSISTS	12	Drexel, 11/28/12 at Louisiana Tech 11/12/12	2	Furman, 12/9/12
STEALS	13	vs. Hampton, 11/22/12	0	Furman, 12/9/12
BLOCKED SHOTS	11	Tennessee, 1/3/13 Stanford, 12/19/12	0	vs. DePaul, 11/24/12 at Louisiana Tech 11/12/12
TURNOVERS	24	Furman, 12/9/12	11	vs. DePaul, 11/24/12
FOULS	33	SC State, 12/21/12	13	Tennessee, 1/3/13 Savannah State, 11/15/12



# Staley Era Team Records

## Scoring

Most	Points
1. at Clemson, 11/19/09	92
2. vs. North Carolina, 12/20/09	85
3. at Louisiana Tech, 11/12/12	82
4. at Alabama, 1/10/10	80
vs. Eastern Michigan, 3/17/12	80

Fewest	Points
1. at Stanford, 11/26/10	32
2. vs. Georgia, 3/4/11	34
3. vs. Mississippi State, 3/5/09	39
4. at Mississippi State, 2/26/09	41
5. at Penn State, 11/16/08	42

Fewest Allowed	Points
1. vs. South Carolina State, 12/14/11	21
2. vs. Presbyterian, 11/27/11	24
3. vs. Furman, 12/11/11	33
vs. Savannah State, 12/5/10	33
5. vs. Hampton, 11/22/12	34
vs. Ohio University, 11/28/08	34

Most Allowed	Points
1. at Clemson, 11/19/09	94
2. vs. North Carolina, 12/20/09	93
3. vs. Xavier, 11/12/10	84
4. at Tennessee, 2/17/11	82
at Florida, 2/22/09	82

## Margin of Outcome

Victory	Score	Margin
1. vs. South Carolina State, 12/14/11	66-21	+45
2. vs. Furman, 12/11/11	72-33	+39
3. vs. Furman, 12/9/12	69-35	+34
4. vs. Elon, 11/9/12	77-44	+33
5. vs. Eastern Michigan, 3/17/12	80-48	+32

Defeat	Score	Margin
1. at Stanford, 11/26/10	32-70	-38
2. vs. Georgia, 3/4/11	34-66	-32
3. vs. Stanford, 12/19/08	47-78	-31
4. at Penn State, 11/21/10	48-78	-30
5. vs. Connecticut, 12/28/08	48-77	-29

## Field Goals

Made	FGM
1. vs. North Carolina, 12/20/09	34
at Clemson, 11/19/09	34
3. vs. North Carolina, 12/18/11	33
4. vs. Eastern Michigan, 3/17/12	32
5. 6 Times, Last vs. Savannah State, 11/15/12	31
vs. Elon, 11/9/12	31

Attempts	FGA
1. vs. Penn State, 11/20/11	76
2. at Clemson, 11/19/09	74
3. vs. Tennessee, 1/20/11	73
4. vs. NC State, 12/13/09	71
5. vs. Elon, 11/9/12	70
vs. North Carolina, 12/18/11	70
at Florida, 2/22/09	70

Highest Percentage (Min. 40 FGA)	FGM-A	Pct
1. at Alabama, 1/10/10	31-52	.596
2. at Alabama, 2/19/12	25-45	.556
3. vs. Kentucky, 1/14/10	31-56	.554
4. vs. Eastern Michigan, 3/17/12	32-60	.533
5. vs. Presbyterian, 12/28/10	25-48	.521

Lowest Percentage (Min. 40 FGA)	FGM-A	Pct
1. at Stanford, 11/26/10	12-55	.218
2. vs. Georgia, 3/4/11	12-52	.231
3. at Kentucky, 2/5/09	13-55	.236
4. at Georgia, 1/2/11	13-54	.241
5. at Penn State, 11/21/10	17-70	.243

Lowest Allowed	FGM-A	Pct
1. vs. South Carolina State, 12/14/11	6-48	.125
2. vs. Hampton, 11/22/12	11-57	.193
3. vs. Furman, 12/9/12	11-46	.239
vs. Clemson, 11/18/12	11-46	.239
5. vs. Presbyterian, 11/27/11	10-40	.250
vs. Furman, 12/11/11	11-44	.250

Highest Allowed	FGM-A	Pct
1. vs. Connecticut, 12/28/08	35-62	.565
vs. Florida, 1/9/11	26-46	.565
3. vs. Xavier, 11/12/10	34-61	.557
4. at Kentucky, 1/13/11	30-55	.545
5. vs. Vanderbilt, 2/27/11	27-50	.540

## 3-Point Field Goals

Made	3FGM
1. vs. Savannah State, 11/15/12	9
at Arkansas, 2/6/11	9
at Ole Miss, 1/16/11	9
vs. North Carolina, 12/18/11	9
vs. Ole Miss, 1/26/12	9

Attempts	3FGA
1. vs. Penn State, 11/20/11	29
2. vs. North Carolina, 12/19/10	28
3. vs. Savannah State, 11/15/12	25
at Ole Miss, 1/16/11	25
5. vs. Georgia, 2/16/12	23
vs. Boston University, 12/28/09	23
at Florida, 2/22/09	23

Percentage (Min. 5 3FGA)	3FGM-A	Pct
1. vs. Western Carolina, 12/29/12	6-9	.667
at Alabama, 1/10/10	8-12	.667
vs. Charlotte, 12/21/08	8-12	.667
4. vs. Florida, 2/12/12	8-13	.615
5. at Alabama, 2/19/12	5-9	.556

## Free Throws

Made	FTM
1. at Mississippi State, 1/6/13	32
2. vs. SC State, 12/21/12	27
3. at Ole Miss, 1/22/09	26
4. vs. Charlotte, 12/21/08	24
5. at Georgia, 1/2/11	23
vs. Auburn, 1/8/09	23

Attempts	FTA
1. at Mississippi State, 1/6/13	50
2. vs. SC State, 12/21/12	44
3. at Xavier, 11/30/11	38
4. vs. Clemson, 11/18/12	35
5. at Georgia, 1/2/11	34
vs. Penn State, 11/22/09	34
at Clemson, 11/19/09	34

Percentage (Min. 10 FTA)	FTM-A	Pct
1. vs. Auburn, 1/2/09	23-26	.885
2. vs. San Diego State, 11/28/09	14-16	.875
3. at Tennessee, 1/7/10	10-12	.833
4. at Auburn, 2/4/10	9-11	.818
5. vs. Davidson, 11/24/08	13-16	.813

## Rebounding

Total	Rebs
1. vs. Hampton, 11/22/12	57
2. vs. Elon, 11/9/12	53
vs. Brown, 12/29/09	53
4. vs. High Point, 12/5/08	52
5. vs. Savannah State, 11/15/12	50

Offensive	ORebs
1. vs. Elon, 11/9/12	29
2. vs. College of Charleston, 11/23/11	27
3. vs. Savannah State, 11/15/12	25
vs. Penn State, 11/20/11	25
at Penn State, 11/21/10	25

Defensive	DRebs
1. vs. Hampton, 11/22/12	39
2. vs. Charlotte, 11/16/09	35
3. at Ole Miss, 1/22/09	33
4. vs. DePaul, 11/24/12	32
vs. Jacksonville, 12/30/08	32

Margin	Rebs	Margin
1. vs. Florida Gulf Coast, 11/23/12	46-20	+26
2. vs. Hampton, 11/22/12	57-32	+25
3. vs. Savannah State, 11/15/12	50-26	+24
4. vs. Alabama, 1/23/11	49-27	+22
5. vs. Jacksonville, 12/30/08	45-24	+21

## Assists

Game	Assists
1. at Louisiana Tech, 11/12/12	22
vs. Eastern Michigan, 3/17/12	22
3. vs. Alabama, 2/15/09	20
4. vs. North Carolina, 12/18/11	19
at Alabama, 1/10/10	19
vs. North Carolina, 12/20/09	19
vs. High Point, 12/5/08	19

## Steals

Game	Steals
1. vs. Furman, 12/11/11	21
2. vs. NC State, 12/12/10	16
vs. USC Upstate, 12/16/08	16
4. vs. Furman, 12/9/12	15
vs. High Point, 12/2/09	15
vs. Davidson, 11/24/08	15

## Blocked Shots

Game	Blocks
1. vs. Eastern Michigan, 3/17/12	11
vs. Furman, 12/11/11	11
3. vs. Furman, 12/9/12	9
at NC State, 12/4/11	9
vs. Alabama A&M, 11/14/11	9

## Turnovers

Fewest	TOs
1. at Tennessee, 2/2/12	4
2. vs. Georgia, 3/2/12	5
vs. Ole Miss, 3/3/11	5
4. vs. Stanford, 12/19/12	7
at Louisiana Tech, 11/12/12	7
vs. Tennessee, 3/3/12	7

Most	TOs
1. at Wake Forest, 12/3/08	32
2. vs. Hampton, 11/22/12	29
vs. Kentucky, 1/15/12	29
4. at Kentucky, 1/13/11	28
5. vs. Jacksonville, 12/30/08	26

## The Last Time ...

### Individual

#### Scored 50 Points

**South Carolina** 51, Jocelyn Penn vs. Stetson, 1/4/03  
**Opponent** Never

#### Scored 40 Points

**South Carolina** 51, Jocelyn Penn vs. Stetson, 1/4/03  
**Opponent** 46, Cornelia Gayden, LSU, 1/14/95

#### Scored 30 Points

**South Carolina** 30, Ieasia Walker vs. Clemson, 11/18/10  
**Opponent** 32, LaQueta Ferguson, Florida International, 11/25/07

#### Grabbed 20 Rebounds

**South Carolina** 25, Kelsey Bone vs. Boston University, 12/28/09  
**Opponent** 24, Courtney Paris, Oklahoma, 12/30/07

#### Grabbed 15 Rebounds

**South Carolina** 15, Aleighsa Welch vs. Drexel, 11/28/12  
**Opponent** 15, Chiney Ogumike, Stanford, 12/19/12

#### Two Players with 20 or More Points

**South Carolina** La'Keisha Sutton 21/Markeshia Grant 20 vs. North Carolina, 12/18/11  
**Opponent** Angie Bjorklund 23/Shekinna Stricklen 21, Tennessee, 1/17/10

#### Two Players with 10 or More Rebounds

**South Carolina** Aleighsa Welch 14/Tiffany Mitchell 11 vs. SC State, 12/21/12  
**Opponent** Chiney Ogumike 10/Nnemkadi Ogumike 10, Stanford, 3/24/12

#### Had 10 Assists

**South Carolina** 10, Samone Kennedy at Florida, 2/24/08  
**Opponent** 11, Marneshia Richard, Mississippi State, 1/21/07

#### Had Five Steals

**South Carolina** 5, Ieasia Walker vs. Western Carolina, 12/29/12  
**Opponent** 5, Sam Ramirez, Appalachian State, 3/16/11

#### Had Five Blocked Shots

**South Carolina** 5, Elem Ibiam vs. Western Carolina, 12/29/12  
**Opponent** 7, Isabelle Harrison, Tennessee, 1/3/13

#### Had a Double-Double

**South Carolina** Aleighsa Welch (16 pts/14 rebs) / Tiffany Mitchell 21 pts/11 rebs) vs. SC State, 12/21/12  
**Opponent** Isabelle Harrison (18 pts/14 rebs), Tennessee, 1/3/13

#### Two Players had a Double-Double

**South Carolina** Aleighsa Welch (16 pts/14 rebs) and Tiffany Mitchell 21 pts/11 rebs) vs. SC State, 12/21/12  
**Opponent** Chiney Ogumike (11 pts/10 rebs)/Nnemkadi Ogumike (39 pts/10 rebs), Stanford, 3/24/12

#### Had a Triple-Double

**South Carolina** Iva Sliskovic (18 pts, 15 rebs, 10 assts) vs. High Point, 12/20/06  
**Opponent** Never

### Team

#### Scored 100 Points

**South Carolina** 102 vs. North Carolina A&T, 3/21/08  
**Opponent** 103, Clemson, 11/21/03

#### Won by 30 or More Points

**South Carolina** 69-35 (34) vs. Furman, 12/9/12  
**Opponent** 66-34 (32), Georgia, 3/4/11

#### Shot 65% or Better from the Field

**South Carolina** .652 (45-69) vs. East Tennessee State, 12/19/00  
**Opponent** Never

#### Shot 60% or Better from the Field

**South Carolina** .608 (31-51) vs. Jackson State, 12/7/07  
**Opponent** .604 (29-48), Vanderbilt, 1/18/01

#### Shot 50% or Better from the Field

**South Carolina** .500 (28-56) vs. Western Carolina, 12/29/12  
**Opponent** .500 (28-56), Tennessee, 1/3/13

#### No Players in Double-Figure Points

**South Carolina** at Auburn, 1/19/12  
**Opponent** SC State, 12/14/11

#### Five Players in Double-Figure Points

**South Carolina** at Louisiana Tech, 11/12/12  
**Opponent** Arkansas, 2/14/10

#### Faced AP Top-25 Opponent

**Win** 72-61 at No. 13 Purdue, 3/19/12  
**Loss** 53-73 vs. No. 12 Tennessee, 1/3/13

#### Faced AP Top-10 Opponent

**Win** 64-60 at No. 8 Tennessee, 2/2/12  
**Loss** 49-53 vs. No. 1 Stanford, 12/19/12

#### Faced AP Top-5 Opponent

**Win** 70-66 vs. No. 5 Vanderbilt, 1/28/98  
**Loss** 49-53 vs. No. 1 Stanford, 12/19/12

#### Faced AP No. 1 Team

**Win** Never  
**Loss** 49-53 vs. No. 1 Stanford, 12/19/12

#### Overtime Game

**Win** 64-62 at Arkansas, 2/6/11  
**Loss** 60-74 vs. Vanderbilt, 2/27/11

#### Double-Overtime Game

**Win** 92-91 at Florida State, 2/4/91  
**Loss** 92-94 at Clemson, 11/19/09

#### South Carolina Was Ranked (AP Poll)

**AP No. 1** Never  
**AP Top 10** No. 10, 2/18/02  
**AP Top 25** No. 18, 1/7/13



# Ashley Bruner

#21

**6-0 • Senior  
Forward  
Norman, Okla.  
Norman**

## Miscellaneous Stats

	2012-13 Games	Career Games	Career Record
Double-Double	1	6	3-3
10+ Points	7	27	20-7
10+ Rebounds	3	9	6-3
Tm-High Points	6	12	9-3
Tm-High Rebs.	5	28	15-13
Tm-High Assts.	4	8	6-2

- Has started every game this season
- Ranks 10th in SEC in rebounds per game and eighth in offensive rebounds per game (3.1)
- Holds 12th place in SEC with 1.7 steals per league game
- Has one double-double this season (vs. DePaul)
- Led team in scoring five times (Elon, at LA Tech, Clemson, vs. FGCU, vs. DePaul)
- Led team in rebounding five times (Savannah State, Clemson, vs. Hampton, vs. DePaul, Stanford)
- Has scored in double figures seven times (Elon, at LA Tech, Clemson, vs. FGCU, vs. DePaul, Drexel, Tennessee)
- Scored five of her seven points at Mississippi State (Jan. 6) at the free throw line, including four during an 8-2 run in the first half to open a nine-point lead
- Grabbed all seven of her rebounds against Vanderbilt (Jan. 10) in second half as Gamecocks held off more efficient Commodore offense
  - Snagged four of her six rebounds against Tennessee (Jan. 3) on the offensive end and scored 10 of her 12 points in the first half while adding four steals in the game
  - Pulled down her 500th career rebound at Seton Hall (Dec. 2), making her the 26th Gamecock to reach the plateau
  - Ranks fourth among active SEC players and 25th in school history in career rebounds (523) – needs 34 to reach Melanie Johnson (2005-07) in 24th place
- Snagged five of her eight rebounds against SC State (Dec. 21) on the offensive end to help her tie her career high with four assists
- Battled Stanford's frontcourt (Dec. 19) for a team-high eight rebounds in near miss against nation's top team
- All-Tournament selection at the Paradise Jam after averaging 10.3 points and 9.3 rebounds over the three games at the event
- Posted all of her 12 points and eight rebounds vs. Drexel (Nov. 28) after halftime, including the game-winning basket and final defensive rebound in overtime
- Posted her first double-double of the season against DePaul (Nov. 24) with 11 points and 12 rebounds

## Career Highs – All Games

**Pts** ..... 18 vs. Savannah State, 12/5/10  
**FG** .... 8, 2x, last, at LA Tech, 11/12/12  
**FGA**... 16 vs. Alabama A&M, 11/14/11  
**FG %** .... 1.00 (8-8) vs. Florida, 1/9/11  
**FT** ..... 6 vs. Charlotte, 3/20/11  
**FTA**..... 12 at Mississippi State, 1/6/13  
**FT %**..... 1.00 (4-4), 2x, last, vs. Auburn, 1/19/12  
**Rebs**..... 18 vs. Penn State, 11/20/11  
**Off Rebs** ..... 9 vs. Penn State, 11/20/11  
**Def Rebs**..... 9 vs. Penn State, 11/20/11  
**Blks** ..... 4, 2x, last, vs. Savannah St., 12/5/10  
**Stls**..... 5 at Seton Hall, 12/2/12  
**Assts** .... 4, 2x, last vs. SC St., 12/21/12  
**Min**..... 37 vs. DePaul, 11/24/12

## Career – SEC Games

**Pts** ..... 16, 2x, last vs. Florida, 1/9/11  
**FG** ..... 8 vs. Florida, 1/9/11  
**FGA**... 11, 2x, last vs. Arkansas, 2/26/12  
**FG %** ... 1.000 (8-8) vs. Florida, 1/9/11  
**FT** ..... 5 at Mississippi State, 1/6/13  
**FTA**..... 12 at Mississippi State, 1/6/13  
**FT %** .... 1.000 (4-4) vs. Auburn, 1/19/12  
**Rebs** ... 11, 2x, last vs. Kentucky, 2/23/12  
**Off Rebs** ... 6, 3x, last vs. Ark., 2/26/12  
**Def Rebs**..... 6 vs. Vanderbilt, 1/10/13  
**Blks** ... 2, 6x, last vs. Arkansas, 2/26/12  
**Stls**..... 4 vs. Tennessee, 1/3/13  
**Assts** ..... 3 vs. Vanderbilt, 1/10  
**Min**..... 34, 2x, last at LSU, 2/24/11

## Season Highs – All Games

**Pts** ..... 17 at LA Tech, 11/12  
**FG** ..... 8 at LA Tech, 11/12  
**FGA**..... 14 vs. Drexel, 11/28  
**FG %** ... .800 (8-10) at LA Tech, 11/12  
**FT** ..... 5 at Mississippi State, 1/6  
**FTA**..... 12 at Mississippi State, 1/6  
**FT %** ... .750 (3-4) vs. Stanford, 12/19  
**Rebs**..... 12, 3x, last, vs. DePaul, 11/24  
**Off Rebs** ..... 5, 4x, last vs. SC St., 12/21  
**Def Rebs**..... 8 vs. Hampton, 11/22  
**Blks** ..... 2, 2x, last vs. Furman, 12/9  
**Stls**..... 5 at Seton Hall, 12/2  
**Assts** ..... 4 vs. SC State, 12/21  
**Min**..... 37 vs. DePaul, 11/24

## Season Highs – SEC Games

**Pts** ..... 12 vs. Tennessee, 1/3  
**FG** ..... 4, 2x, last, vs. Vanderbilt, 1/10  
**FGA**..... 10 vs. Tennessee, 1/3  
**FG %** .. .571 (4-7) vs. Vanderbilt, 1/10  
**FT** ..... 5 at Mississippi State, 1/6  
**FTA**..... 12 at Mississippi State, 1/6  
**FT %** .... .500 (4-8) vs. Tennessee, 1/3  
**Rebs**..... 6 vs. Tennessee, 1/3  
**Off Rebs** ..... 4 vs. Tennessee, 1/3  
**Def Rebs**..... 6 vs. Vanderbilt, 1/10  
**Blks** ..... 1 vs. Vanderbilt, 1/10  
**Stls**..... 4 vs. Tennessee, 1/3  
**Assts** ..... 3 vs. Vanderbilt, 1/10  
**Min**..... 30 vs. Vanderbilt, 1/10

## 2012-13 Game-by-Game Stats

Date	Opponent	GS	MIN	FG-A	3FG-A	FT-A	Reb	PF	A	TO	B	S	TP	
11/9	Elon	*	24	7-11	0-0	1-5	3	0	0	2	0	0	15	
11/12	at LA Tech	*	22	8-10	0-0	1-3	2	3	3	0	0	0	17	
11/15	Savannah State	*	23	4-9	0-0	0-3	12	2	1	2	0	0	8	
11/18	Clemson	*	28	6-12	0-0	4-7	8	3	0	3	0	3	16	
11/22	vs. Hampton	*	28	2-6	0-0	1-9	12	2	2	5	0	1	5	
11/23	vs. Fla. Gulf Coast	*	27	7-12	0-1	1-3	4	2	1	3	0	1	15	
11/24	vs. DePaul	*	37	5-10	0-0	1-7	12	1	0	4	1	1	11	
11/28	Drexel	*	35	5-14	0-0	2-7	8	0	2	3	2	4	12	
12/2	at Seton Hall	*	30	4-8	0-1	1-4	7	1	2	3	0	5	9	
12/9	vs. Furman	*	21	1-6	0-0	0-0	5	2	1	2	2	1	2	
12/19	#1/1 Stanford	*	35	1-9	0-0	3-4	8	3	1	2	0	2	5	
12/21	SC State	*	25	0-5	0-0	1-6	8	0	4	1	2	1	1	
12/29	Western Carolina	*	29	2-8	0-1	0-2	5	0	2	1	1	2	4	
1/3	#12/13 Tennessee	*	29	4-10	0-0	4-8	6	0	1	1	0	4	12	
1/6	at Mississippi State	*	22	1-3	0-0	5-12	5	3	0	2	0	1	7	
1/10	Vanderbilt	*	30	4-7	0-0	1-6	7	3	3	3	1	0	9	
Totals			16	445	61-140	0-3	26-86	112	25	23	37	9	26	148
				27.8	.436	.000	.302	7.0		1.4		1.6	9.3	
SEC Totals		3	81	9-20	0-0	10-26	18	6	4	6	1	5	28	
				27.0	.450	—	.385	6.0		1.3		1.7	9.3	



# ASIA DOZIER

- Has played in every game this season
- Has scored in double figures one time (Savannah State)
- Drove from the wing for a basket as part of Gamecocks' 25-5 first-half surge that deflated Vanderbilt (Jan. 10) and was solid defensively to earn 20 minutes of playing time, the most by a Gamecock off the bench
- Buried a 3-pointer as part of team's 12-4 run to close the first half and establish a substantial lead over SC State (Dec. 21)
- Hit a huge second-half 3-pointer against #1/1 Stanford (Dec. 19) to pull within two points
- Posted her first double-digit scoring game with 11 points against Savannah State (Nov. 15)
- Handed out five assists at Louisiana Tech (Nov. 12)
- Pulled down 10 rebounds in her college debut against Elon (Nov. 9)

#31

**5-10 • Freshman**  
**Guard**  
**Columbia, S.C.**  
**Spring Valley**

## Miscellaneous Stats

	2012-13 Games	Career Games	Career Record
Double-Double	0	0	0-0
10+ Points	1	1	1-0
10+ Rebounds	1	1	1-0
5+ Assists	1	1	1-0
Tm-High Points	0	0	0-0
Tm-High Rebs.	0	0	0-0
Tm-High Assts.	0	0	0-0

## Career Highs – All Games

Pts ..... 11 vs. Savannah St., 11/15/12  
 FG ..... 4 vs. Savannah St., 11/15/12  
 FGA ..... 10 vs. Savannah St., 11/15/12  
 FG %... .400 (4-10) vs. Sav. St., 11/15/12  
 3FG ..... 3 vs. Savannah St., 11/15/12  
 3FGA ..... 9, 2x, last, vs. SC State, 12/21/12  
 3FG %... .333 (3-9) vs. Sav. St., 11/15/12  
 FT ..... 4 vs. Elon, 11/9/12  
 FTA ..... 7 vs. Elon, 11/9/12  
 FT % ... 1.00 (2-2) vs. Hampton, 11/22/12  
 Rebs ..... 10 vs. Elon, 11/9/12  
 Off Rebs ..... 4 vs. Elon, 11/9/12  
 Def Rebs ..... 6 vs. Elon, 11/9/12  
 Blks ..... 1, 2x, last vs. Furman, 11/9/12  
 Stls ..... 2 at LA Tech, 11/12/12  
 Assts ..... 5 at LA Tech, 11/12/12  
 Min ..... 26 vs. Elon, 11/9/12

## Career – SEC Games

Pts ..... 3 vs. Tennessee, 1/3/13  
 FG ... 1, 2x, last vs. Vanderbilt, 1/10/13  
 FGA ..... 7 vs. Tennessee, 1/3/13  
 FG %... .200 (1-5) vs. Vandy, 1/10/13  
 3FG ..... 1 vs. Tennessee, 1/3/13  
 3FGA ..... 5 vs. Tennessee, 1/3/13  
 3FG %... .200 (1-5) vs. Tennessee, 1/3/13  
 FT ..... 1 at Mississippi State, 1/6/13  
 FTA ..... 2 at Mississippi State, 1/6/13  
 FT % ... .500 (1-2) at Miss. State, 1/6/13  
 Rebs ..... 2, 2x, last at Miss. State, 1/6/13  
 Off Rebs ..... 1, 2x, last vs. Vandy, 1/10/13  
 Def Rebs ..... 2 at Mississippi St., 1/6/13  
 Blks ..... 1 at Mississippi State, 1/6/13  
 Stls .....  
 Assts ..... 1 vs. Vanderbilt, 1/10/13  
 Min ..... 20 vs. Vanderbilt, 1/10/13

## Season Highs – All Games

Pts ..... 11 vs. Savannah St., 11/15  
 FG ..... 4 vs. Savannah St., 11/15  
 FGA ..... 10 vs. Savannah St., 11/15  
 FG %... .400 (4-10) vs. Sav. St., 11/15  
 3FG ..... 3 vs. Savannah St., 11/15  
 3FGA ..... 9, 2x, last, vs. SC State, 12/21  
 3FG %... .333 (3-9) vs. Sav. St., 11/15  
 FT ..... 4 vs. Elon, 11/9  
 FTA ..... 7 vs. Elon, 11/9  
 FT % ..... 1.00 (2-2) vs. Hampton, 11/22  
 Rebs ..... 10 vs. Elon, 11/9  
 Off Rebs ..... 4 vs. Elon, 11/9  
 Def Rebs ..... 6 vs. Elon, 11/9  
 Blks ..... 1, 2x, last vs. Furman, 11/9/12  
 Stls ..... 2 at LA Tech, 11/12  
 Assts ..... 5 at LA Tech, 11/12  
 Min ..... 26 vs. Elon, 11/9

## Season Highs – SEC Games

Pts ..... 3 vs. Tennessee, 1/3  
 FG ..... 1, 2x, last vs. Vanderbilt, 1/10  
 FGA ..... 7 vs. Tennessee, 1/3  
 FG %... .200 (1-5) vs. Vanderbilt, 1/10  
 3FG ..... 1 vs. Tennessee, 1/3  
 3FGA ..... 5 vs. Tennessee, 1/3  
 3FG %... .200 (1-5) vs. Tennessee, 1/3  
 FT ..... 1 at Mississippi State, 1/6  
 FTA ..... 2 at Mississippi State, 1/6  
 FT % ..... .500 (1-2) at Miss. State, 1/6  
 Rebs ..... 2, 2x, last at Miss. State, 1/6  
 Off Rebs ..... 1, 2x, last vs. Vanderbilt, 1/10  
 Def Rebs ..... 2 at Mississippi State, 1/6  
 Blks ..... 1 at Mississippi State, 1/6  
 Stls .....  
 Assts ..... 1 vs. Vanderbilt, 1/10  
 Min ..... 20 vs. Vanderbilt, 1/10

## 2012-13 Game-by-Game Stats

Date	Opponent	GS	MIN	FG-A	3FG-A	FT-A	Reb	PF	A	TO	B	S	TP
11/9	Elon	26	0-8	0-6	4-7	10	4	0	2	1	0	4	
11/12	at LA Tech	22	2-5	1-4	0-0	2	2	5	0	0	2	5	
11/15	Savannah State	24	4-10	3-9	0-0	3	4	2	1	0	0	11	
11/18	Clemson	18	0-4	0-3	0-0	5	0	1	1	0	1	0	
11/22	vs. Hampton	19	1-8	1-4	2-2	3	3	0	2	0	0	5	
11/23	vs. Fla. Gulf Coast	16	1-6	0-5	0-0	1	5	1	2	0	0	2	
11/24	vs. DePaul	4	0-1	0-1	0-0	1	0	0	0	0	0	0	
11/28	Drexel	14	1-8	1-6	0-0	1	0	1	0	0	1	3	
12/2	at Seton Hall	10	0-1	0-0	0-0	1	0	0	0	0	0	0	
12/9	vs Furman	21	1-5	1-5	1-2	2	2	0	0	1	0	4	
12/19	#1/1 Stanford	8	2-4	1-3	0-0	0	1	0	0	0	0	5	
12/21	SC State	21	1-9	1-9	0-2	4	1	3	2	0	1	3	
12/29	Western Carolina	17	2-6	1-1	0-3	2	1	1	2	1	1	5	
1/3	#12/13 Tennessee	17	1-7	1-5	0-0	2	0	0	1	0	0	3	
1/6	at Mississippi State	9	0-0	0-0	1-2	2	0	0	0	1	0	1	
1/10	Vanderbilt	20	1-5	0-3	0-0	1	1	1	1	0	0	2	
<b>Totals</b>		<b>0</b>	<b>266</b>	<b>17-87</b>	<b>11-64</b>	<b>8-18</b>	<b>40</b>	<b>24</b>	<b>15</b>	<b>14</b>	<b>4</b>	<b>6</b>	<b>53</b>
			<b>16.6</b>	<b>.195</b>	<b>.172</b>	<b>.444</b>	<b>2.5</b>						<b>3.3</b>
<i>SEC Totals</i>		<i>0</i>	<i>46</i>	<i>2-12</i>	<i>1-8</i>	<i>1-2</i>	<i>5</i>	<i>1</i>	<i>1</i>	<i>2</i>	<i>1</i>	<i>0</i>	<i>6</i>
			<i>15.3</i>	<i>.167</i>	<i>.125</i>	<i>.500</i>	<i>1.7</i>						<i>2.0</i>





# ELEM IBIAM

- Has played in 14 games this season, missing two due to injury (at LA Tech, Savannah St.)
- Ranks 15th in SEC in blocks per league game (1.0)
- Has led the team in rebounding three times (Elon, Furman, Western Carolina)
- Has grabbed double-digit rebounds once (Elon)
- Has scored in double figures once (SC State)
- Scored eight of her nine points against Vanderbilt (Jan. 10) during 25-5 first-half surge that propelled team to victory, hitting all four of her shot attempts in the run
- Netted all five of her points at Mississippi State (Jan. 6) in the second half as Gamecocks pulled away, blocking two shots as well
- Tied her career high with five blocks against Western Carolina (Dec. 29), tying for third most in Colonial Life Arena history ... Also led team with nine rebounds and scored six of team's last eight first-half points
- Scored seven of her career-high 11 points in the first half against SC State (Dec. 21), including five as part of team's 12-4 run to close the first half to finally establish a substantial lead
- Scored career-high eight points against Furman (Dec. 9), hitting 4-of-8 from the field while grabbing team-high nine rebounds
- Posted her first career double-digit rebound game in season opener against Elon (Nov. 9), pulling in six of her 11 boards on the offensive end

#33

**6-3 • Sophomore  
Center  
Fayetteville, Ga.  
Fayette County**

## Miscellaneous Stats

	2012-13 Games	Career Games	Career Record
Double-Double	0	0	0-0
10+ Points	1	1	1-0
10+ Rebounds	1	1	1-0
5+ Blocks	1	2	2-0
Tm-High Points	0	0	0-0
Tm-High Rebs.	3	4	4-0
Tm-High Assts.	0	0	0-0

## Career Highs – All Games

**Pts** ..... 11 vs. SC State, 12/21/21  
**FG** ..... 4, 3x, last vs. WCU, 12/29, 12  
**FGA** ..... 8, 2x, last vs. WCU, 12/29/12  
**FG %** ..... 1.000 (2-2) vs. Tennessee, 3/3/12  
**FT** ..... 3, 2x, last at Miss. St., 1/6/13  
**FTA** ..... 5 at Mississippi State, 1/6/13  
**FT %** ..... 1.000 (2-2), 2x, last vs. Eastern Michigan, 3/17/12  
**Rebs** ..... 11 vs. Elon, 11/9/12  
**Off Rebs** ..... 6 vs. Elon, 11/9/12  
**Def Rebs** ..... 6 vs. Furman, 12/9/12  
**Blks** ..... 5, 2x, last vs. WCU, 12/29/12  
**Stls** ..... 1, 4x, last vs. WCU, 12/29/12  
**Assts** ..... 2 vs. Eastern Michigan, 3/17/12  
**Min** ..... 25 vs. WCU, 12/29/12

## Career – SEC Games

**Pts** ..... 9 vs. Vanderbilt, 1/10/13  
**FG** ..... 4 vs. Vanderbilt, 1/10/13  
**FGA** ..... 6, 2x, last at Miss. St., 1/6/13  
**FG %** ..... .800 (4-5) vs. Vandy, 1/10/13  
**FT** ..... 3, 2x, last at Miss. St., 1/6/13  
**FTA** ..... 5 at Mississippi State, 1/6/13  
**FT %** ..... .750 (3-4) vs. Alabama, 1/1/12  
**Rebs** ..... 6, vs. Mississippi State 1/29/12  
**Off Rebs** ..... 1, 2x, last vs. Vandy, 1/10/13  
**Def Rebs** ..... 4 vs. Miss. State, 1/29/12  
**Blks** ..... 2 at Mississippi State, 1/6  
**Stls** ..... 1 vs. Alabama, 3/1/12  
**Assts** ..... 1 vs. Arkansas, 2/9/12  
**Min** ..... 19 at Mississippi State, 1/6

## Season Highs – All Games


**Pts** ..... 11 vs. SC State, 12/21  
**FG** ..... 4, 4x, last vs. Vanderbilt, 1/10  
**FGA** ..... 8, 2x, last vs. WCU, 12/29  
**FG %** ..... .800 (4-5), 2x, last vs. Vandy, 1/10  
**FT** ..... 3, 2x, last at Mississippi State, 1/6  
**FTA** ..... 5 at Mississippi State, 1/6  
**FT %** ..... .750 (3-4) vs. SC State, 12/21  
**Rebs** ..... 11 vs. Elon, 11/9  
**Off Rebs** ..... 6 vs. Elon, 11/9  
**Def Rebs** ..... 6 vs. Furman, 12/9/12  
**Blks** ..... 5 vs. WCU, 12/29  
**Stls** ..... 1, 2x, last vs. WCU, 12/29  
**Assts** ..... 1 vs. Furman, 12/9/12  
**Min** ..... 25 vs. WCU, 12/29

## Season Highs – SEC Games

**Pts** ..... 9 vs. Vanderbilt, 1/10  
**FG** ..... 4 vs. Vanderbilt, 1/10  
**FGA** ..... 6 at Mississippi State, 1/6  
**FG %** ..... .800 (4-5) vs. Vanderbilt, 1/10  
**FT** ..... 3 at Mississippi State, 1/6  
**FTA** ..... 5 at Mississippi State, 1/6  
**FT %** ..... .600 (3-5) at Miss. State, 1/6  
**Rebs** ..... 3, 2x, last at Mississippi St., 1/6  
**Off Rebs** ..... 1, 2x, last vs. Vandy, 1/10  
**Def Rebs** ..... 3 vs. Tennessee, 1/3  
**Blks** ..... 2 at Mississippi State, 1/6  
**Stls** .....  
**Assts** .....  
**Min** ..... 19 at Mississippi State, 1/6

## 2012-13 Game-by-Game Stats

Date	Opponent	GS	MIN	FG-A	3FG-A	FT-A	Reb	PF	A	TO	B	S	TP
11/9	Elon	17	2-7	0-0	0-2	11	0	0	3	2	1	4	
11/12	at LA Tech			— DNP (Injury) —									
11/15	Savannah State			— DNP (Injury) —									
11/18	Clemson	13	2-3	0-0	2-3	0	3	0	1	0	0	6	
11/22	vs. Hampton	8	0-1	0-0	1-2	5	1	0	0	1	0	1	
11/23	vs. Fla. Gulf Coast	15	0-3	0-0	2-4	4	0	0	0	0	0	2	
11/24	vs. DePaul	10	0-0	0-0	0-0	1	1	0	0	0	0	0	
11/28	Drexel	12	1-2	0-0	1-2	3	0	0	0	0	0	3	
12/2	at Seton Hall	12	0-4	0-0	0-0	1	1	0	0	1	0	0	
12/9	vs. Furman	22	4-8	0-0	0-2	9	2	1	1	1	0	8	
12/19	#1/1 Stanford	8	0-2	0-0	0-0	3	1	0	1	0	1	0	
12/21	SC State	19	4-5	0-0	3-4	2	3	0	0	1	0	11	
12/29	Western Carolina	25	4-8	0-0	0-1	9	2	1	0	5	1	8	
1/3	#12/13 Tennessee	17	0-4	0-0	0-0	3	2	0	0	1	0	0	
1/6	at Mississippi State	19	1-6	0-0	3-5	3	0	0	0	2	0	5	
1/10	Vanderbilt	13	4-5	0-0	1-3	2	4	0	2	0	0	9	
<b>Totals</b>		<b>0</b>	<b>210</b>	<b>22-58</b>	<b>0-0</b>	<b>13-28</b>	<b>56</b>	<b>20</b>	<b>2</b>	<b>8</b>	<b>14</b>	<b>3</b>	<b>57</b>
<b>SEC Totals</b>		<b>0</b>	<b>49</b>	<b>5-15</b>	<b>0-0</b>	<b>4-8</b>	<b>8</b>	<b>6</b>	<b>0</b>	<b>2</b>	<b>3</b>	<b>0</b>	<b>14</b>
			<b>16.3</b>	<b>.333</b>	<b>—</b>	<b>.500</b>	<b>2.7</b>			<b>1.0</b>			<b>4.7</b>



# TIFFANY MITCHELL

- Has started every game this season, the only freshman to earn a start
- Is third-highest scoring freshman in the SEC
- Ranks ninth in the league in free throw percentage in SEC games, hitting 88.9 percent
- Has led the team in scoring six times (Clemson, Drexel, Furman, SC State, WCU, Tennessee)
- Has led the team in rebounding three times (at LA Tech, vs. FGCU, at Seton Hall)
- Has posted two double-doubles (at Seton Hall, SC State)
- Has scored in double figures nine times (at LA Tech, Savannah St., Clemson, Drexel, at Seton Hall, Furman, SC State, WCU, Tennessee)
- Has pulled down double-digit rebounds three times (vs. FGCU, at Seton Hall, SC State)
- Hit clutch 3-pointer in second half to stop 6-0 surge by Vanderbilt (Jan. 10) that pulled the Commodores within 10 points midway through the half
- Tied season high with five offensive boards en route to team-high 14 points against Tennessee (Jan. 3)
  - Shot a career-best 83.3 percent (5-of-6) from field en route to team-high 12 points against Western Carolina
  - Posted the team's first 20-point game of the season and her second career double-double with career-high 21 points and 11 rebounds (tying career high) against SC State (Dec. 21)
  - Played a season-high 34 minutes against #1/1 Stanford (Dec. 19) due to her attacking offense
  - Swiped five steals against Furman (Dec. 9) while leading offense with 16 points to tie her career high
- Posted first career double-double with 13-point, 11-rebound effort at Seton Hall (Dec. 2)
- Hit a pair of 3s against Drexel (Nov. 28), including one late in second half to help force overtime
- Named SEC Freshman of the Week after averaging 13.0 points and 6.3 rebounds over three-game span (13 at LA Tech, 10 vs. Savannah State, 16 vs. Clemson)
- Recorded first career double-digit scoring game at Louisiana Tech (Nov. 12)

**5-9 • Freshman • Guard**  
**Charlotte, N.C.**  
**Providence Day**

**#25**

## Miscellaneous Stats

	2012-13 Games	Career Games	Career Record
Double-Double	2	2	2-0
20+ Points	1	1	1-0
10+ Points	9	9	8-1
10+ Rebounds	3	3	3-0
Tm-High Points	6	6	5-1
Tm-High Rebs.	3	3	3-0
Tm-High Assts.	2	2	2-0

## Career Highs – All Games

**Pts** .....21 vs. SC State, 12/21/12  
**FG** .....8 vs. Furman, 12/9/12  
**FGA** .....17 vs. Tennessee, 1/3/13  
**FG %** ... .833 (5-6) vs. WCU, 12/29/12  
**3FG** .....2, 4x, last vs. WCU, 12/29/12  
**3FGA** .....4 vs. Savannah St., 11/15/12  
**3FG %** .....1.000 (2-2), 3x, last vs. WCU, 12/29/12  
**FT** .....9 vs. SC State, 12/21/12  
**FTA** .....13 vs. SC State, 12/21/12  
**FT %** ...1.00 (3-3) vs. Tennessee, 1/3/13  
**Rebs** ..11, 3x, last vs. SC State, 12/21/12  
**Off Rebs** ...5, 3x, last vs. Tenn., 1/3/13  
**Def Rebs** .8, 2x, last at Seton Hall, 12/2/12  
**Blks** .....1 vs. Stanford 12/19/12  
**Stls** .....5 vs. Furman 12/9/12  
**Assts** ....4 vs. Savannah State, 11/15/12  
**Min**...35, 2x, last at Miss. State, 1/6/13

## Career – SEC Games

**Pts** .....14 vs. Tennessee, 1/3/13  
**FG** .....5 vs. Tennessee, 1/3/13  
**FGA** .....17 vs. Tennessee, 1/3/13  
**FG %** ... .500 (3-6) vs. Vandy, 1/10/13  
**3FG** .....1, 2x, last vs. Vandy, 1/10/13  
**3FGA** .....3 vs. Tennessee, 1/3/13  
**3FG %** ... .333 (1-3) vs. Tennessee, 1/3/13  
**FT** .....5 at Mississippi State, 1/6/13  
**FTA** .....6 at Mississippi State, 1/6/13  
**FT %** ...1.00 (3-3) vs. Tennessee, 1/3/13  
**Rebs** .....5, 2x, last at Miss. State, 1/6/13  
**Off Rebs** .....5 vs. Tennessee, 1/3/13  
**Def Rebs** .4 at Mississippi State, 1/6/13  
**Blks** .....1 vs. Vanderbilt, 1/10/13  
**Stls** .....1, 2x, last at Miss. State, 1/6/13  
**Assts** .....1 vs. Tennessee, 1/3/13  
**Min**...35, 2x, last at Miss. State, 1/6/13

## Season Highs – All Games

**Pts** .....21 vs. SC State, 12/21  
**FG** .....8 vs. Furman, 12/9  
**FGA** .....17 vs. Tennessee, 1/3  
**FG %** .....833 (5-6) vs. WCU, 12/29  
**3FG** .....2, 4x, last vs. WCU, 12/29  
**3FGA** .....4 vs. Savannah St., 11/15  
**3FG %** .....1.000 (2-2), 3x, last vs. WCU, 12/29  
**FT** .....9 vs. SC State, 12/21  
**FTA** .....13 vs. SC State, 12/21  
**FT %** .....1.00 (3-3) vs. Tennessee, 1/3  
**Rebs** .....11, 3x, last vs. SC State, 12/21  
**Off Rebs** .....5, 3x, last vs. Tenn., 1/3  
**Def Rebs** .....8, 2x, last at Seton Hall, 12/2  
**Blks** .....1 vs. Stanford 12/19  
**Stls** .....5 vs. Furman 12/9  
**Assts** .....4 vs. Savannah State, 11/15  
**Min**...35, 2x, last at Miss. State, 1/6/13

## Season Highs – SEC Games

**Pts** .....14 vs. Tennessee, 1/3  
**FG** .....5 vs. Tennessee, 1/3  
**FGA** .....17 vs. Tennessee, 1/3  
**FG %** ... .500 (3-6) vs. Vanderbilt, 1/10  
**3FG** .....1, 2x, last vs. Vandy, 1/10  
**3FGA** .....3 vs. Tennessee, 1/3  
**3FG %** ... .333 (1-3) vs. Tennessee, 1/3  
**FT** .....5 at Mississippi State, 1/6  
**FTA** .....6 at Mississippi State, 1/6  
**FT %** .....1.00 (3-3) vs. Tennessee, 1/3  
**Rebs** .....5, 2x, last at Miss. State, 1/6  
**Off Rebs** .....5 vs. Tennessee, 1/3  
**Def Rebs** .....4 at Mississippi State, 1/6  
**Blks** .....1 vs. Vanderbilt, 1/10  
**Stls** .....1, 2x, last at Miss. State, 1/6  
**Assts** .....1 vs. Tennessee, 1/3  
**Min**...35, 2x, last at Miss. State, 1/6

## 2012-13 Game-by-Game Stats

Date	Opponent	GS	MIN	FG-A	3FG-A	FT-A	Reb	PF	A	TO	B	S	TP	
11/9	Elon	*	23	4-6	0-1	1-2	2	1	3	1	0	1	9	
11/12	at LA Tech	*	25	5-11	0-2	3-4	8	2	0	2	0	0	13	
11/15	Savannah State	*	25	4-11	1-4	1-3	5	1	4	0	0	1	10	
11/18	Clemson	*	32	7-11	0-1	2-6	6	3	2	1	0	2	16	
11/22	vs. Hampton	*	27	2-9	1-3	2-4	8	3	2	4	0	1	7	
11/23	vs. Fla. Gulf Coast	*	28	3-7	0-0	2-2	11	1	3	3	0	1	8	
11/24	vs. DePaul	*	29	1-5	0-0	4-8	6	1	0	4	0	2	6	
11/28	Drexel	*	29	6-12	2-2	0-0	2	3	1	2	0	3	14	
12/2	at Seton Hall	*	28	4-7	2-2	3-9	11	3	1	4	0	1	13	
12/9	vs. Furman	*	29	8-13	0-1	0-2	4	1	1	2	0	5	16	
12/19	#1/1 Stanford	*	34	1-13	0-3	0-0	5	3	0	3	1	2	2	
12/21	SC State	*	31	5-11	2-3	9-13	11	1	2	3	0	2	21	
12/29	Western Carolina	*	23	5-6	2-2	0-3	2	4	1	2	0	0	12	
1/3	#12/13 Tennessee	*	35	5-17	1-3	3-3	5	0	1	1	0	1	14	
1/6	at Mississippi State	*	35	0-4	0-0	5-6	5	2	0	2	0	1	5	
1/10	Vanderbilt	*	20	3-6	1-1	0-0	3	4	0	5	1	0	7	
Totals			16	453	63-149	12-28	35-65	94	33	21	39	2	23	173
				28.3	.423	.429	5.38	5.9		1.3		1.4	10.8	
SEC Totals		3	90	8-27	2-4	8-9	13	6	1	8	1	2	26	
				30.0	.296	.500	.889	4.3					8.7	



# WILKA MONTOUT

- Has played in every game this season
- Has scored in double figures two times (at LA Tech, Furman)
- Hit a 3-pointer to cap a 25-5 first-half surge against Vanderbilt (Jan. 10) and handed out a pair of assists
- Swatted away a pair of shots against Furman (Dec. 9) while contributing 10 points to the offensive effort
- Grabbed five of her six rebounds against Savannah State (Nov. 15) on the offensive end, helping her to nine points
- Scored eight of her 10 points at Louisiana Tech (Nov. 12) during an 11-5 second-half run that put the game out of reach

#12

**6-3 • Junior**  
**Center**  
**Cayenne, French Guiana**  
**Northeastern Oklahoma A&M**

## Miscellaneous Stats

	2012-13 Games	Career Games	Career Record
Double-Double	0	0	0-0
10+ Points	2	2	2-0
10+ Rebounds	0	0	0-0
Tm-High Points	0	0	0-0
Tm-High Rebs.	0	0	0-0
Tm-High Assts.	0	0	0-0

## Career Highs – All Games

**Pts** ..... 12 at LA Tech, 11/12/12  
**FG** ..... 4, 3x, last vs. Furman, 12/9/12  
**FGA** ..... 13 vs. Savannah St., 11/15/12  
**FG %** .... .400 (4-10) at LA Tech, 11/12/12  
**3FG** ... 1, 3x, last vs. Hampton, 11/22/12  
**3FGA** ... 3, 2x, last vs. Vanderbilt 1/10/13  
**3FG %** .... .500 (1-2) at LA Tech, 11/15/12  
**FT** ..... 3 at LA Tech, 11/15/12  
**FTA** ... 4, 2x, last at LA Tech, 11/15/12  
**FT %** ..... 1.000 (2-2), 3x, last at Mississippi State, 1/6  
**Rebs** ..... 6 vs. Savannah St., 11/15/12  
**Off Rebs** ..... 5 vs. Savannah St., 11/15/12  
**Def Rebs** 3 at Mississippi State, 1/6/13  
**Blks** ..... 2 vs. Furman, 12/9/12  
**Stls** ... 1, 3x, last vs. Hampton, 11/22/12  
**Assts** ... 2, 2x, last vs. Vanderbilt, 1/10/13  
**Min** ..... 24 vs. Savannah St., 11/15/12

## Career – SEC Games

**Pts** ..... 3 vs. Vanderbilt, 1/10/13  
**FG** ..... 1 vs. Vanderbilt, 1/10/13  
**FGA** ..... 3 vs. Vanderbilt, 1/10/13  
**FG %** .... .333 (1-3) vs. Vandy, 1/10/13  
**3FG** ..... 1 vs. Vanderbilt, 1/10/13  
**3FGA** ..... 3 vs. Vanderbilt, 1/10/13  
**FG %** .... .333 (1-3) vs. Vandy, 1/10/13  
**FT** ..... 2 at Mississippi State, 1/6/13  
**FTA** ..... 2 at Mississippi State, 1/6/13  
**FT %** ... 1.000 (2-2) at Miss. St., 1/6/13  
**Rebs** ..... 4 at Mississippi State, 1/6/13  
**Off Rebs** ..... 2 vs. Tennessee, 1/3/13  
**Def Rebs** ... 3 at Mississippi St., 1/6/13  
**Blks** ..... 1 vs. Vanderbilt, 1/10/13  
**Stls** .....  
**Assts** ..... 2 vs. Vanderbilt, 1/10/13  
**Min** ..... 15 at Mississippi State, 1/6/13

## Season Highs – All Games

**Pts** ..... 12 at LA Tech, 11/12  
**FG** ..... 4, 2x, last vs. Sav. St., 11/15  
**FGA** ..... 13 vs. Savannah St., 11/15  
**FG %** ..... .400 (4-10) at LA Tech, 11/12  
**3FG** ..... 1, 3x, last vs. Hampton, 11/22  
**3FGA** ..... 3, 2x, last vs. Vanderbilt 1/10  
**3FG %** ..... .500 (1-2) at LA Tech, 11/15  
**FT** ..... 3 at LA Tech, 11/15  
**FTA** ..... 4, 2x, last at LA Tech, 11/15  
**FT %** ..... 1.000 (2-2), 3x, last at Mississippi State, 1/6  
**Rebs** ..... 6 vs. Savannah St., 11/15  
**Off Rebs** ..... 5 vs. Savannah St., 11/15  
**Def Rebs** ..... 3 at Mississippi State, 1/6  
**Blks** ..... 2 vs. Furman, 12/9/12  
**Stls** ..... 1, 3x, last vs. Hampton, 11/22  
**Assts** ..... 2, 2x, last vs. Vanderbilt, 1/10  
**Min** ..... 24 vs. Savannah St., 11/15

## Season Highs – SEC Games

**Pts** ..... 3 vs. Vanderbilt, 1/10  
**FG** ..... 1 vs. Vanderbilt, 1/10  
**FGA** ..... 3 vs. Vanderbilt, 1/10  
**FG %** .... .333 (1-3) vs. Vanderbilt, 1/10  
**3FG** ..... 1 vs. Vanderbilt, 1/10  
**3FGA** ..... 3 vs. Vanderbilt, 1/10  
**3FG %** .... .333 (1-3) vs. Vanderbilt, 1/10  
**FT** ..... 2 at Mississippi State, 1/6  
**FTA** ..... 2 at Mississippi State, 1/6  
**FT %** .... 1.000 (2-2) at Miss. State, 1/6  
**Rebs** ..... 4 at Mississippi State, 1/6  
**Off Rebs** ..... 2 vs. Tennessee, 1/3  
**Def Rebs** ..... 3 at Mississippi State, 1/6  
**Blks** ..... 1 vs. Vanderbilt, 1/10  
**Stls** .....  
**Assts** ..... 2 vs. Vanderbilt, 1/10  
**Min** ..... 15 at Mississippi State, 1/6

## 2012-13 Game-by-Game Stats

Date	Opponent	GS	MIN	FG-A	3FG-A	FT-A	Reb	PF	A	TO	B	S	TP
11/9	Elon	18	0-3	0-2	1-4	2	2	2	1	0	1	1	1
11/12	at LA Tech	23	4-10	1-2	3-4	3	3	0	1	0	0	12	
11/15	Savannah State	24	4-13	1-3	0-0	6	2	0	2	1	0	9	
11/18	Clemson	18	1-6	0-2	2-2	1	3	1	1	0	1	4	
11/22	vs. Hampton	14	1-3	1-1	0-0	2	0	0	2	0	1	3	
11/23	vs. Fla. Gulf Coast	16	1-4	0-0	0-0	5	3	1	1	0	0	2	
11/24	vs. DePaul	6	1-2	0-0	0-0	1	1	0	1	1	0	2	
11/28	Drexel	3	0-1	0-1	0-0	0	0	0	0	0	0	0	
12/2	at Seton Hall	11	1-4	0-1	0-1	1	0	0	0	0	0	2	
12/9	vs. Furman	23	4-9	0-2	2-2	3	1	1	0	2	0	10	
12/19	#1/1 Stanford	3	0-0	0-0	0-0	0	2	0	0	0	0	0	
12/21	SC State	16	0-3	0-2	2-2	1	0	0	2	0	0	2	
12/29	Western Carolina	19	3-8	0-1	0-0	2	0	0	0	0	0	6	
1/3	#12/13 Tennessee	12	0-2	0-1	0-0	2	1	0	1	0	0	0	
1/6	at Mississippi State	15	0-1	0-0	2-2	4	0	0	0	0	0	2	
1/10	Vanderbilt	8	1-3	1-3	0-0	2	1	2	0	1	0	3	
<b>Totals</b>		<b>0</b>	<b>229</b>	<b>21-72</b>	<b>4-21</b>	<b>12-17</b>	<b>35</b>	<b>19</b>	<b>7</b>	<b>12</b>	<b>5</b>	<b>3</b>	<b>58</b>
<i>SEC Totals</i>		<i>0</i>	<i>35</i>	<i>1-6</i>	<i>1-4</i>	<i>2-2</i>	<i>8</i>	<i>2</i>	<i>2</i>	<i>1</i>	<i>1</i>	<i>0</i>	<i>5</i>
			<i>11.7</i>	<i>.167</i>	<i>.250</i>	<i>1.000</i>	<i>2.7</i>						<i>1.7</i>



# KhadijahSessions KhadijahSessions SESSIONS

- Has played in every game this season
- Has led the team in assists once (Furman)
- Hit all four free throws in the final two minutes against Vanderbilt (Jan. 10) to stymie any ideas of a late comeback for the Commodores
- Matched her season high with eight points against SC State (Dec. 21), shooting 6-of-8 from the free throw line
- Swiped a pair of steals at Seton Hall (Dec. 2)
- Hit her first career 3-pointer against Florida Gulf Coast (Nov. 23)
- Had a well-rounded game against Savannah State (Nov. 15) with four assists, three steals and six points
- Scored her eight points in just 10 minutes on the court against Elon (Nov. 9)

#5

**5-8 • Freshman**  
**Guard**  
**Myrtle Beach, S.C.**  
**Myrtle Beach**

## Miscellaneous Stats

	2012-13	Career	Career
	Games	Games	Record
Double-Double	0	0	0-0
10+ Points	0	0	0-0
10+ Rebounds	0	0	0-0
Tm-High Points	0	0	0-0
Tm-High Rebs.	0	0	0-0
Tm-High Assts.	1	1	1-0

## Career Highs – All Games

**Pts** ..... 8, 2x, last vs. SC State, 12/21/12  
**FG** ..... 3, 3x, last vs. WCU, 12/29/12  
**FGA** ..... 8 vs. DePaul, 11/24/12  
**FG %** ... .750 (3-4) vs. Sav. St., 11/15/12  
**3FG** ..... 1, 3x, last vs. WCU, 12/29/12  
**3FGA** ..... 3, 2x, last vs. Furman, 12/9/12  
**3FG %** ... .333 (1-3) vs. FGCU, 11/23/12  
**FT** ..... 6 vs. SC State, 12/21/12  
**FTA** ..... 8 vs. SC State, 12/21/12  
**FT %** ... .750 (6-8) vs. SC St., 12/21/12  
**Rebs** ..... 3 vs. Savannah State, 11/15/12  
**Off Rebs** ... 2 vs. Savannah St., 11/15/12  
**Def Rebs** ... 2, 2x, last vs. Vandy, 1/10/13  
**Blks** ..... 1, 2x, last vs. WCU, 12/29/12  
**Stls** ..... 3 vs. Savannah State, 11/15/12  
**Assts** ..... 4 vs. Savannah State, 11/15/12  
**Min** ..... 23 vs. Furman 12/9/12

## Career – SEC Games

**Pts** ..... 5 at Mississippi State, 1/6/13  
**FG** .....  
**FGA** ..... 2 vs. Vanderbilt, 1/10/13  
**FG %** .....  
**3FG** .....  
**3FGA** ..... vs. Vanderbilt, 1/10/13  
**3FG %** .....  
**FT** ..... 5 at Mississippi State, 1/6/13  
**FTA** ..... 7 at Mississippi State, 1/6/13  
**FT %** ... .714 (5-7) at Miss. State, 1/6/13  
**Rebs** ..... 2 vs. Vanderbilt, 1/10/13  
**Off Rebs** .....  
**Def Rebs** ..... 2 vs. Vanderbilt, 1/10/13  
**Blks** .....  
**Stls** ..... 1 vs. Tennessee, 1/3/13  
**Assts** ..... 1, 2x, last vs. Vanderbilt, 1/10/13  
**Min** ..... 14 vs. Vanderbilt, 1/10/13

## Season Highs – All Games

**Pts** ..... 8, 2x, last vs. SC State, 12/21  
**FG** ..... 3, 3x, last vs. WCU, 12/29  
**FGA** ..... 8 vs. DePaul, 11/24  
**FG %** ..... .750 (3-4) vs. Sav. St., 11/15  
**3FG** ..... 1, 3x, last vs. WCU, 12/29  
**3FGA** ..... 3, 2x, last vs. Furman, 12/9  
**3FG %** ..... .333 (1-3) vs. FGCU, 11/23  
**FT** ..... 6 vs. SC State, 12/21  
**FTA** ..... 8 vs. SC State, 12/21  
**FT %** ... .750 (6-8) vs. SC State, 12/21  
**Rebs** ..... 3 vs. Savannah State, 11/15  
**Off Rebs** ..... 2 vs. Savannah St., 11/15  
**Def Rebs** ..... 2, 2x, last vs. Vandy, 1/10  
**Blks** ..... 1, 2x, last vs. WCU, 12/29  
**Stls** ..... 3 vs. Savannah State, 11/15  
**Assts** ..... 4 vs. Savannah State, 11/15  
**Min** ..... 23 vs. Furman 12/9/12

## Season Highs – SEC Games

**Pts** ..... 5 at Mississippi State, 1/6  
**FG** .....  
**FGA** ..... 2 vs. Vanderbilt, 1/10  
**FG %** .....  
**3FG** .....  
**3FGA** ..... 2 vs. Vanderbilt, 1/10  
**3FG %** .....  
**FT** ..... 5 at Mississippi State, 1/6  
**FTA** ..... 7 at Mississippi State, 1/6  
**FT %** ... .714 (5-7) at Miss. State, 1/6  
**Rebs** ..... 2 vs. Vanderbilt, 1/10  
**Off Rebs** .....  
**Def Rebs** ..... 2 vs. Vanderbilt, 1/10  
**Blks** .....  
**Stls** ..... 1 vs. Tennessee, 1/3  
**Assts** ..... 1, 2x, last vs. Vanderbilt, 1/10  
**Min** ..... 14 vs. Vanderbilt, 1/10

## 2012-13 Game-by-Game Stats

Date	Opponent	GS	MIN	FG-A	3FG-A	FT-A	Reb	PF	A	TO	B	S	TP
11/9	Elon		10	3-7	0-1	2-3	0	1	0	1	0	0	8
11/12	at LA Tech		8	1-1	0-0	1-2	1	0	1	1	0	1	3
11/15	Savannah State		19	3-4	0-1	0-0	3	1	4	1	0	3	6
11/18	Clemson		15	0-3	0-2	3-5	1	1	1	2	0	0	3
11/22	vs. Hampton		9	1-2	0-0	0-0	1	0	1	3	0	0	2
11/23	vs. Fla. Gulf Coast		21	2-5	1-3	0-0	1	2	2	1	0	1	5
11/24	vs. DePaul		21	2-8	0-1	2-3	1	1	0	0	0	0	6
11/28	Drexel		7	1-1	1-1	0-2	0	0	0	1	0	1	3
12/2	at Seton Hall		15	1-5	0-2	1-3	1	0	1	0	0	2	3
12/9	vs. Furman		23	2-5	0-3	3-4	2	1	2	1	1	1	7
12/19	#1/1 Stanford		9	0-1	0-1	0-0	0	1	0	0	0	0	0
12/21	SC State		17	1-2	0-0	6-8	1	0	1	2	0	1	8
12/29	Western Carolina		18	3-6	1-2	0-0	2	0	2	2	1	0	7
1/3	#12/13 Tennessee		9	0-1	0-1	1-2	1	1	0	1	0	1	1
1/6	at Mississippi State		12	0-1	0-1	5-7	0	2	1	3	0	0	5
1/10	Vanderbilt		14	0-2	0-2	4-4	2	1	1	0	0	0	4
Totals		0	227	20-54	3-21	28-43	17	12	17	19	2	11	71
			14.2	.370	.143	.651	11	1.1					4.4
SEC Totals		0	35	0-4	0-4	10-13	3	4	2	4	0	1	10
			11.7	.000	.000	.769	1.0						3.3





# IEASIA WALKER

- Named to the 2012 Preseason All-SEC Second Team
- Has started every game this season, 86 in her career
- Is one of just 13th Gamecocks to collect 200 career steals, hitting the mark with five against Western Carolina (Dec. 29)
- Ranks eighth in the SEC in minutes played per game (30.9) and ninth in steals per game (2.3)
- Is third among active SEC players with 205 career steals, sixth among the group with 251 career assists and 14th in career points scored (975)
- Has led the team in scoring one time (DePaul)
- Has led the team in assists nine times (Elon, at LA Tech, Savannah St., Clemson, Drexel, Stanford, WCU, Tennessee, Vanderbilt)
- Has led the team in rebounding two times (Clemson, Tennessee)
  - Has scored in double figures seven times (Elon, at LA Tech, Savannah St., vs. DePaul, Stanford, Tennessee, Vanderbilt)
- Has handed out five or more assists three times (at LA Tech, Savannah St., Vandy)
- Has swiped three more steals seven times (Elon, Clemson, Furman, Stanford, SC State, WCU, Vandy)
- Posted eight of her 12 points against Vanderbilt (Jan. 10) in the first half and handed out four of her five assists in the second half to help stave off any Commodore comeback
- Scored five of her eight points at Mississippi State (Jan. 6) early in the second half to help the Gamecocks pull away for the victory
- Hit back-to-back 3s to send team into lockerroom down just one to #12/13 Tennessee (Jan. 3), finishing with 10 points, team-high seven rebounds and three assists

#2

**5-8 • Senior**  
**Guard**  
**Amityville, N.Y.**  
**Copiague**

## Miscellaneous Stats

	2012-13 Games	Career Games	Career Record		2012-13 Games	Career Games	Career Record
Dbl-Dbl	0	1	1-0	5+ Assists	3	15	12-3
30+ Points	0	1	1-0	5+ Steals	3	7	5-2
20+ Points	0	4	2-2	Tm-High Pts	1	21	11-10
10+ Points	7	50	30-20	Tm-High Rebs	2	10	6-4
10+ Rebs	0	1	1-0	Tm-High Assts	9	37	23-14

## Career Highs – All Games

**Pts** ..... 30 vs. Clemson, 11/18/10  
**FG** ..... 13 vs. Clemson, 11/18/10  
**FGA** ..... 23 vs. Tennessee, 1/20/11  
**FG %** ..... .750 (3-4), 2x, last vs. Sav. St. 11/15/12  
**3FG** ..... 4 vs. Florida, 1/9/11  
**3FGA** ..... 9, 2x, last vs. Penn St., 11/20/11  
**3FG %** ..... 1.000 (2-2) vs. Clemson, 11/18/10  
**FT** ..... 8, 2x, last at Alabama, 2/19/12  
**FTA** ..... 14 vs. Ole Miss, 3/3/11  
**FT %** ..... 1.000 (6-6) vs. Tenn., 2/17/11  
**Rebs** ..... 11 at Ole Miss, 1/16/11  
**Off Rebs** ..... 6 vs. Tennessee, 1/20/11  
**Def Rebs** ..... 9 at Ole Miss, 1/16/11  
**Blks** ..... 2, 6x, last vs. SC State, 12/21/12  
**Stls** ..... 6, 2x, last vs. SC State, 12/21/12  
**Assts** ..... 8 at LA Tech, 11/12/12  
**Min** ..... 43, 2x, last vs. Drexel, 11/28/12

## Career – SEC Games

**Pts** ..... 24 vs. Tennessee, 1/20/11  
**FG** ..... 10 vs. Tennessee, 1/20/11  
**FGA** ..... 23 vs. Tennessee, 1/20/11  
**FG %** ..... .600 (3-5) vs. Kentucky, 1/14/10  
**3FG** ..... 4 vs. Florida, 1/9/11  
**3FGA** ..... 9 at Ole Miss, 1/16/11  
**3FG %** ..... 1.000 (2-2) at Auburn, 2/4/10  
**FT** ..... 8, 2x, last at Alabama, 2/19/12  
**FTA** ..... 10, 3x, last at Alabama, 2/19/12  
**FT %** ..... 1.000 (6-6) at Tennessee, 2/17/11  
**Rebs** ..... 11 at Ole Miss, 1/16/11  
**Off Rebs** ..... 6 vs. Tennessee, 1/20/11  
**Def Rebs** ..... 9 at Ole Miss, 1/16/11  
**Blks** ..... 2, 2x, last vs. Miss. St., 1/29/12  
**Stls** ..... 5 vs. Alabama, 1/23/11  
**Assts** ..... 7 vs. Mississippi State, 1/29/12  
**Min** ..... 43 at Ole Miss, 1/16/11

## Season Highs – All Games

**Pts** ..... 15 vs. Stanford, 12/19  
**FG** ..... 5, 3x last vs. Vandy, 1/10  
**FGA** ..... 15 vs. Stanford, 12/19  
**FG %** ..... .750 (3-4) vs. Sav. St., 11/15  
**3FG** ..... 3, 2x, last vs. Sav. St., 11/15  
**3FGA** ..... 6, 2x, last vs. Tennessee, 1/3  
**3FG %** ..... .750 (3-4) vs. Sav. St., 11/15  
**FT** ..... 5 vs. Clemson, 11/18  
**FTA** ..... 6 at Mississippi State, 1/6  
**FT %** ..... 1.000 (5-5) vs. Clemson, 11/18  
**Rebs** ..... 8 vs. Clemson, 11/18  
**Off Rebs** ..... 3 vs. Elon, 11/9  
**Def Rebs** ..... 6, 2x, last vs. Tennessee, 1/3  
**Blks** ..... 2 vs. SC State, 12/21  
**Stls** ..... 6 vs. SC State, 12/21  
**Assts** ..... 8 at LA Tech, 11/12  
**Min** ..... 43 vs. Drexel, 11/28

## Season Highs – SEC Games

**Pts** ..... 12 vs. Vanderbilt, 1/10  
**FG** ..... 5 vs. Vanderbilt, 1/10  
**FGA** ..... 12 vs. Tennessee, 1/3  
**FG %** ..... .455 (5-11) vs. Vandy, 1/10  
**3FG** ..... 2 vs. Tennessee, 1/3  
**3FGA** ..... 6 vs. Tennessee, 1/3  
**3FG %** ..... .333 (2-6) vs. Tennessee, 1/3  
**FT** ..... 4 at Mississippi State, 1/6  
**FTA** ..... 6 at Mississippi State, 1/6  
**FT %** ..... .667 (4-6) at Miss. State, 1/6  
**Rebs** ..... 7 vs. Tennessee, 1/3  
**Off Rebs** ..... 1, 2x, last at Miss. State, 1/6  
**Def Rebs** ..... 6 vs. Tennessee, 1/3  
**Blks** ..... 1, 2x, last vs. Vanderbilt, 1/10  
**Stls** ..... 3 vs. Vanderbilt, 1/10  
**Assts** ..... 5 vs. Vanderbilt, 1/10  
**Min** ..... 34 vs. Vanderbilt, 1/10

- Stuffed the box score with nine points, four assists and five steals against Western Carolina (Dec. 29)
- Tied her career high with six steals against SC State (Dec. 21)
- Scored 15 points against #1/1 Stanford (Dec. 19), including four in the final minute to keep chance of win alive, while handing out three assists and swiping four steals, one of which she turned into a layup that earned her the No. 9 spot on ESPN SportsCenter's Top 10
- Played 43 minutes against Drexel (Nov. 28), locking down Dragons' top scorer for the final nine minutes of the game to finish off comeback win
- Handed out a career-high eight assists at Louisiana Tech (Nov. 12), including five on the first seven baskets of the game

## 2012-13 Game-by-Game Stats

Date	Opponent	GS	MIN	FG-A	3FG-A	FT-A	Reb	PF	A	TO	B	S	TP	
11/9	Elon	*	24	5-12	0-3	3-3	4	1	4	1	0	3	13	
11/12	at LA Tech	*	35	3-10	3-6	1-2	3	2	8	1	1	2	10	
11/15	Savannah State	*	29	3-4	3-4	1-2	1	1	5	5	0	0	10	
11/18	Clemson	*	31	2-7	0-4	5-5	8	1	4	5	0	4	9	
11/22	vs. Hampton	*	34	2-7	2-5	0-4	2	1	1	5	0	0	6	
11/23	vs. Fla. Gulf Coast	*	25	2-6	2-5	0-0	1	0	2	2	0	0	6	
11/24	vs. DePaul	*	32	4-11	0-3	3-4	6	0	0	2	1	1	11	
11/28	Drexel	*	43	1-10	1-4	3-4	2	2	2	2	1	2	6	
12/2	at Seton Hall	*	36	2-7	2-5	0-3	3	2	1	4	1	1	6	
12/9	vs. Furman	*	21	4-10	0-3	1-1	3	1	1	2	0	5	9	
12/19	#1/1 Stanford	*	35	5-15	2-5	3-4	3	4	3	0	0	4	15	
12/21	SC State	*	28	0-3	0-1	0-0	1	3	3	5	2	6	0	
12/29	Western Carolina	*	28	3-5	1-1	2-3	1	3	4	1	0	5	9	
1/3	#12/13 Tennessee	*	31	4-12	2-6	0-0	7	2	3	4	1	0	10	
1/6	at Mississippi State	*	28	2-6	0-0	4-6	4	2	1	4	0	1	8	
1/10	Vanderbilt	*	34	5-11	1-3	1-4	3	1	5	2	1	3	12	
Totals			16	494	47-136	19-58	27-45	52	26	47	44	8	37	140
				30.9	.346	.328	.600	3.3		2.9		2.3	8.8	
SEC Totals		3	93	11-29	3-9	5-10	14	5	9	10	2	4	30	
				31.0	.379	.333	.500	4.7	1.7			1.3	10.0	



# Aleighsa Welch

#24

**6-0 • Sophomore  
Forward  
Goose Creek, S.C.  
Goose Creek**

## Miscellaneous Stats

	2012-13 Games	Career Games	Career Record
Double-Double	6	6	6-0
10+ Points	11	21	18-3
10+ Rebounds	7	9	8-1
Tm-High Points	6	10	7-3
Tm-High Rebs.	6	22	19-3
Tm-High Assts.	2	2	2-0

- Has started every game this season
- Is fourth in the SEC with six double-doubles (Savannah St., vs. Hampton, vs. FGCU, Drexel, at Seton Hall, SC State) – the first of her career
- Leads the SEC in offensive rebounds per game (4.4), ranks fifth in total rebounds per game and is 21st in scoring
- Has led the team in scoring six times (Savannah St., vs. Hampton, at Seton Hall, Stanford, Miss. St., Vandy)
- Has led the team in rebounding six times (at LA Tech, Savannah St., vs. FGCU, Drexel, SC State, Miss. St.)
- Has scored in double figures 11 times (at LA Tech, Savannah St., vs. Hampton, vs. FGCU, Drexel, at Seton Hall, Furman, Stanford, SC State, Miss. St., Vandy)
- Has pulled down double-digit rebounds seven times (Savannah St., vs. Hampton, vs. FGCU, vs. DePaul, Drexel, at Seton Hall)
  - Scored eight of her team-high 13 points against Vanderbilt (Jan. 10) in just 11 minutes of first-half action
  - Led team in points, rebounds and assists at Mississippi State (Jan. 6), adding a career-high three assists to her 16 points and seven rebounds
  - Limited by foul trouble to just nine minutes in first half against #12/13 Tennessee (Jan. 3), finishing with just six points and five rebounds
  - Tied her career high with eight offensive rebounds among her 14 against SC State (Dec. 21) while also adding 16 points for her sixth double-double of the season
- Scored 13 of her 17 points against #1/1 Stanford (Dec. 19) in the second half, including a free throw to tie the game with 1:14 left to play
- Snagged a career-high 15 rebounds against Drexel (Nov. 28), the second-most in the SEC this season
- Named Paradise Jam Most Outstanding Player after averaging 10.3 points and 9.3 rebounds to guide team to the Reef Division title
- Scored 10 of team's first 13 second-half points to pull away from Hampton (Nov. 22)
- Posted first career double-double with 13 points and 12 rebounds against Savannah State (Nov. 15)
- Was great on the inside at Louisiana Tech (Nov. 12), to finish with 14 points, eight rebounds, two blocks and two steals

## Career Highs – All Games

**Pts** .....19 vs. Vanderbilt, 1/15/12  
**FG** .....7 vs. Vanderbilt, 1/15/12  
**FGA** .....11 at Seton Hall, 12/2/12  
**FG %**... 1.000 (4-4) vs. Presby., 11/27/11  
**FT** .....10 at Xavier, 11/30/11  
**FTA** .....15 at Xavier, 11/30/11  
**FT %**... 1.000 (3-3) vs. SC St., 12/14/11  
**Rebs** .....15 vs. Drexel, 11/28/12  
**Off Rebs**... 8, 3x, last vs. SC St., 12/21/12  
**Def Rebs**... 8 vs. Savannah St., 11/15/12  
**Blks** .....4 at NC State, 12/4/11  
**Stls** .....3, 2x, last vs. Elon, 11/9/12  
**Assts** .....3 at Mississippi State, 1/6/13  
**Min** .....42 vs. Drexel, 11/28/12

## Career – SEC Games

**Pts** .....19 vs. Vanderbilt, 1/15/12  
**FG** .....7 vs. Vanderbilt, 1/15/12  
**FGA** .....10, 2x, last at LSU, 1/12/12  
**FG %**... 1.000 (3-3), 3x, last at Ark., 2/9/12  
**FT** .....6 at Mississippi State, 1/6/13  
**FTA** .....8 at Mississippi State, 1/6/13  
**FT %**... .833 (5-6) vs. Vanderbilt, 1/5/12  
**Rebs** .....10 vs. Alabama, 1/1/12  
**Off Rebs**... 6 vs. Vanderbilt, 1/5/12  
**Def Rebs**... 7 at Tennessee, 2/2/12  
**Blks** .....2, 3x, last vs. Florida, 2/12/12  
**Stls** .....2, 2x, last vs. Florida, 2/12/12  
**Assts** .....3 at Mississippi State, 1/6/13  
**Min** .....31, 2x, last at Miss. St., 1/6/13

## Season Highs – All Games

**Pts** .....17 vs. Stanford, 12/19  
**FG** .....7 vs. Stanford, 12/19  
**FGA** .....11 at Seton Hall, 12/2  
**FG %**... .857 (6-7), 2x, last vs. FGCU, 11/23  
**FT** .....6, 3x, last at Mississippi St., 1/6  
**FTA** .....9 vs. SC State, 12/21  
**FT %**... 1.000 (3-3) vs. Sav. St., 11/15  
**Rebs** .....15 vs. Drexel, 11/28  
**Off Rebs**... 8, 2x, last vs. SC St., 12/21  
**Def Rebs**... 8 vs. Savannah St., 11/15  
**Blks** .....2 at LA Tech, 11/12  
**Stls** .....3 vs. Elon, 11/9  
**Assts** .....3 at Mississippi State, 1/6  
**Min** .....42 vs. Drexel, 11/28

## Season Highs – SEC Games

**Pts** .....16 at Mississippi State, 1/6  
**FG** .....6 vs. Vanderbilt, 1/10  
**FGA** .....9 at Mississippi State, 1/6  
**FG %**... .750 (6-8) vs. Vanderbilt, 1/10  
**FT** .....6 at Mississippi State, 1/6  
**FTA** .....8 at Mississippi State, 1/6  
**FT %**... .750 (6-8) at Miss. State, 1/6  
**Rebs** .....7 at Mississippi State, 1/6  
**Off Rebs**... 3, 2x, last at Miss. St., 1/6  
**Def Rebs**... 4 at Mississippi State, 1/6  
**Blks** .....1 vs. Vanderbilt, 1/10  
**Stls** .....3 at Mississippi State, 1/6  
**Min** .....31 at Mississippi State, 1/6

## 2012-13 Game-by-Game Stats

Date	Opponent	GS	MIN	FG-A	3FG-A	FT-A	Reb	PF	A	TO	B	S	TP
11/9	Elon	*	25	4-6	0-0	1-2	9	1	1	2	0	3	9
11/12	at LA Tech	*	26	4-6	0-0	6-8	8	3	1	0	2	2	14
11/15	Savannah State	*	22	5-6	0-0	3-3	12	0	0	1	0	0	13
11/18	Clemson	*	25	2-4	0-0	3-5	6	2	0	3	1	1	7
11/22	vs. Hampton	*	31	6-7	0-0	4-6	11	0	1	7	0	1	16
11/23	vs. Fla. Gulf Coast	*	23	6-7	0-0	2-3	11	1	0	1	0	0	14
11/24	vs. DePaul	*	26	3-7	0-0	3-6	10	3	1	2	0	0	9
11/28	Drexel	*	42	5-7	1-1	1-3	15	1	0	2	0	0	12
12/2	at Seton Hall	*	32	5-11	0-0	4-4	10	1	0	2	0	1	14
12/9	vs. Furman	*	17	3-4	0-0	5-6	3	0	0	0	0	0	11
12/19	#1/1 Stanford	*	34	7-10	0-0	3-6	5	3	2	0	0	0	17
12/21	SC State	*	26	5-6	0-0	6-9	14	0	0	2	0	1	16
12/29	Western Carolina	*	18	3-4	0-0	2-2	6	0	2	1	0	1	8
1/3	#12/13 Tennessee	*	22	3-7	0-0	0-1	5	2	0	1	0	0	6
1/6	at Mississippi State	*	31	5-9	0-0	6-8	7	4	3	0	0	0	16
1/10	Vanderbilt	*	29	6-8	0-0	1-2	5	2	1	1	0	1	13
<b>Totals</b>		<b>16</b>	<b>429</b>	<b>72-109</b>	<b>1-1</b>	<b>50-74</b>	<b>137</b>	<b>23</b>	<b>12</b>	<b>26</b>	<b>3</b>	<b>11</b>	<b>195</b>
<b>SEC Totals</b>		<b>3</b>	<b>82</b>	<b>14-24</b>	<b>0-0</b>	<b>7-11</b>	<b>17</b>	<b>8</b>	<b>4</b>	<b>2</b>	<b>0</b>	<b>1</b>	<b>35</b>
			<b>27.3</b>	<b>.583</b>	<b>—</b>	<b>.636</b>	<b>5.7</b>	<b>1.3</b>					<b>11.7</b>



# SANCHEON WHITE

- Has started every game this season
- Has led the team in rebounding three times (at LA Tech, Tennessee, Vandy)
- Has scored in double figures three times (vs. FGCU, vs. DePaul, Miss. St.)
- Leads team with 7.0 rebounds per SEC game (14th in league) and averages 7.7 points in league play
- Dominated defensively against Vanderbilt (Jan. 10), swiping three steals, blocking three shots and playing key role in holding SEC's most accurate 3-point shooting team to just 2-of-7 from behind the arc, all while snagging a game-high eight rebounds
- Matched her career high with 11 points at Mississippi State (Jan. 6), including nine in the second half sparked by three steals she turned into layups to help the Gamecocks pull away
- Tied for team-high honors with seven rebounds against #12/13 Tennessee (Jan. 3) to go with seven points
- Challenged for three offensive rebounds against #1/1 Stanford (Dec. 19) and scored a pull-up jumper to give team 44-42 lead with 2:33 left to play
  - Hit tying 3-pointer to send Drexel game (Nov. 28) to overtime and blocked potential game-tying 3-point attempt in last 10 seconds of extra period
  - Scored a career-high 11 points against Florida Gulf Coast (Nov. 23) and followed it with 10 points against DePaul the next day to help team win Paradise Jam Reef Division title

#20

**5-10 • Senior  
Guard  
Hammond, Ind.  
Central Arizona College**

## Miscellaneous Stats

	2012-13 Games	Career Games	Career Record
Double-Double	0	0	0-0
10+ Points	3	5	5-0
10+ Rebounds	0	1	0-1
Tm-High Points	0	0	0-0
Tm-High Rebs.	3	6	3-3
Tm-High Assts.	2	4	4-0

## Career Highs – All Games

Pts ..... 11, 2x, last at Miss. St., 1/6/13  
 FG ..... 5, 3x, last at Miss. St., 1/6/13  
 FGA ..... 11 vs. FGCU, 11/23/12  
 FG % ... .800 (4-5) at Xavier, 11/30/11  
 3FG ..... 2 vs. Kentucky, 1/15/12  
 3FGA ..... 4 at Illinois, 11/11/11  
 3FG %... 1.000 (2-2) vs. Kentucky 1/15/12  
 FT ..... 4, 2x, last at Seton Hall, 12/2/12  
 FTA ..... 5 vs. Savannah St., 12/21/11  
 FT % ... 1.000 (4-4) at Seton Hall, 12/2/12  
 Rebs ..... 13 at Auburn, 1/19/12  
 Off Rebs ..... 6 at Auburn, 1/19/12  
 Def Rebs ..... 7 at Auburn, 1/19/12  
 Blks ..... 4 vs. Drexel, 11/28/12  
 Stls... 3, 5x, last vs. Vanderbilt, 1/10/13  
 Assts ... 3, 2x, last vs. Presby., 11/27/11  
 Min ..... 40 vs. Drexel, 11/28/12

## Career – SEC Games

Pts ..... 11 at Mississippi State, 1/6/13  
 FG ..... 5 at Mississippi State, 1/6/13  
 FGA ..... 9, 3x, last at Miss. St., 1/6/13  
 FG % .. 1.000 (2-2) at Arkansas, 2/9/12  
 3FG ..... 2 vs. Kentucky, 1/15/12  
 3FGA... 2, 2x, last vs. Tennessee, 1/3/13  
 3FG %... 1.000 (2-2) vs. Kentucky 1/15/12  
 FT ..... 3 vs. Vanderbilt, 1/10/13  
 FTA ..... 3 vs. Vanderbilt, 1/10/13  
 FT % .. 1.00 (3-3) vs. Vanderbilt, 1/10/13  
 Rebs ..... 13 at Auburn, 1/19/12  
 Off Rebs ..... 6 at Auburn, 1/19/12  
 Def Rebs ..... 7 at Auburn, 1/19/12  
 Blks ..... 3 vs. Vanderbilt, 1/10/13  
 Stls... 3, 2x, last vs. Vanderbilt, 1/10/13  
 Assts ..... 2, 2x, last vs. Vandy, 1/10/13  
 Min ..... 32 vs. Vanderbilt, 1/10/13

## Season Highs – All Games

Pts ..... 11, 2x, last at Mississippi St., 1/6  
 FG ..... 5, 3x, last at Mississippi St., 1/6  
 FGA ..... 11 vs. FGCU, 11/23  
 FG % ..... .714 (5-7) vs. DePaul, 11/24  
 3FG ..... 1, 6x, last vs. WCU, 12/29  
 3FGA ..... 3 vs. SC State, 12/21  
 3FG %... .500 (1-2), 2x, last vs. Drexel, 11/28  
 FT ..... 4 at Seton Hall, 12/2  
 FTA ..... 4 at Seton Hall, 12/2  
 FT % .. 1.000 (4-4) at Seton Hall, 12/2  
 Rebs ..... 8, 2x, last vs. Vanderbilt, 1/10  
 Off Rebs ..... 5 at LA Tech, 11/12  
 Def Rebs ..... 6 vs. Vanderbilt, 1/10  
 Blks ..... 4 vs. Drexel, 11/28  
 Stls ..... 3, 4x, last vs. Vanderbilt, 1/10  
 Assts ..... 2, 7x, last vs. Vanderbilt, 1/10  
 Min ..... 40 vs. Drexel, 11/28

## Season Highs – SEC Games

Pts ..... 11 at Mississippi State, 1/6  
 FG ..... 5 at Mississippi State, 1/6  
 FGA... 9, 2x, last at Mississippi St., 1/6  
 FG % ..... .556 (5-9) at Miss. St., 1/6  
 3FG .....  
 3FGA ..... 2 vs. Tennessee, 1/3  
 3FG % .....  
 FT ..... 3 vs. Vanderbilt, 1/10  
 FTA ..... 3 vs. Vanderbilt, 1/10  
 FT % ..... 1.00 (3-3) vs. Vanderbilt, 1/10  
 Rebs ..... 8 vs. Vanderbilt, 1/10  
 Off Rebs ..... 3, 2x, last at Miss. St., 1/6  
 Def Rebs ..... 6 vs. Vanderbilt, 1/10  
 Blks ..... 3 vs. Vanderbilt, 1/10  
 Stls ..... 3, 2x, last vs. Vanderbilt, 1/10  
 Assts ..... 2 vs. Vanderbilt, 1/10  
 Min ..... 32 vs. Vanderbilt, 1/10

## 2012-13 Game-by-Game Stats

Date	Opponent	GS	MIN	FG-A	3FG-A	FT-A	Reb	PF	A	TO	B	S	TP	
11/9	Elon	*	13	4-6	0-0	0-0	1	1	2	0	0	0	8	
11/12	at LA Tech	*	33	2-7	0-1	0-0	8	2	2	1	1	2	4	
11/15	Savannah State	*	20	3-7	1-2	2-2	4	2	1	0	0	0	9	
11/18	Clemson	*	20	1-3	0-2	1-2	6	3	0	1	1	1	3	
11/22	vs. Hampton	*	30	0-3	0-0	0-0	6	2	0	0	0	1	0	
11/23	vs. Fla. Gulf Coast	*	29	5-11	1-1	0-1	5	0	2	2	0	3	11	
11/24	vs. DePaul	*	35	5-7	0-1	0-1	5	2	0	1	0	1	10	
11/28	Drexel	*	40	1-7	1-2	2-2	4	3	2	0	4	2	5	
12/2	at Seton Hall	*	26	2-6	0-2	4-4	1	0	0	0	1	1	8	
12/9	vs. Furman	*	23	1-6	0-1	0-0	2	1	2	0	2	3	2	
12/19	#1/1 Stanford	*	34	2-9	1-3	0-0	3	1	0	1	1	1	5	
12/21	SC State	*	17	1-6	1-3	0-0	1	3	0	2	0	0	3	
12/29	Western Carolina	*	23	3-5	1-1	0-0	2	2	2	1	0	0	7	
1/3	#12/13 Tennessee	*	28	3-9	0-2	1-2	7	1	1	1	0	0	7	
1/6	at Mississippi State	*	29	5-9	0-1	1-2	6	3	0	1	0	3	11	
1/10	Vanderbilt	*	32	1-5	0-0	3-3	8	3	2	3	3	3	5	
Totals			16	432	39-106	6-22	14-19	69	29	16	14	13	21	98
				27.0	.368	.273	.737	4.3	1.0			1.3	6.1	
SEC Totals		3	89	9-23	0-3	5-7	21	7	3	5	3	6	23	
			29.7	.391	.000	.714	7.0	1.0			2.0	7.7		





Official Basketball Box Score -- Game Totals -- Final Statistics  
**Elon vs South Carolina**  
 11/09/12 7 p.m. at Columbia, S.C./Colonial Life Arena



**Elon 44 • 0-1**

#	Player	Total		3-Ptr		Rebounds			PF	TP	A TO Blk Stl				Min
		FG	FGA	FG	FGA	Off	Def	Tot			A	TO	Blk	Stl	
02	EVANS, Kelsey	f	2-7	0-0	4-4	1	2	3	3	8	0	1	1	1	26
01	STEPHENSON, Zora	g	2-3	1-2	0-0	0	1	1	1	5	0	0	0	1	23
11	FORD, Ali	g	3-6	1-3	1-2	0	1	1	3	8	2	8	0	1	30
23	HARRIS, Kelsey	g	0-8	0-1	2-2	6	3	9	2	2	1	1	1	0	26
24	COFFER, Sam	g	2-6	0-1	2-2	2	3	5	2	6	0	2	0	0	26
05	REDMOND, Shon		5-13	0-0	0-1	2	3	5	4	10	1	7	0	1	22
10	HUDSON, Lauren		0-0	0-0	0-0	0	0	0	0	0	0	0	0	0	3
15	RAZOR, Nicole		0-1	0-0	0-0	0	0	0	0	0	0	1	0	0	2
21	COCHRAN, Shannen		1-2	0-0	1-2	2	2	4	5	3	0	0	0	1	14
22	FARMER, Jessica		1-3	0-0	0-0	1	1	2	3	2	0	2	1	2	20
32	CARTER, Autumn		0-5	0-0	0-0	0	0	0	1	0	0	0	0	0	8
Team						2	1	3							
Totals			16-54	2-7	10-13	16	17	33	23	44	4	22	3	7	200

FG % 1st Half: 10-25 40.0% 2nd half: 6-29 20.7% Game: 16-54 29.6%  
 3FG % 1st Half: 1-2 50.0% 2nd half: 1-5 20.0% Game: 2-7 28.6%  
 FT % 1st Half: 4-4 100.0 2nd half: 6-9 66.7% Game: 10-13 76.9%

Deadball Rebounds 1,1

**South Carolina 77 • 1-0**

#	Player	Total		3-Ptr		Rebounds			PF	TP	A TO Blk Stl				Min
		FG	FGA	FG	FGA	Off	Def	Tot			A	TO	Blk	Stl	
21	BRUNER, Ashley	f	7-11	0-0	1-5	3	0	3	0	15	0	2	0	0	24
24	WELCH, Aleighsa	f	4-6	0-0	1-2	5	4	9	1	9	1	2	0	3	25
03	WALKER, Ieasia	g	5-12	0-3	3-3	3	1	4	1	13	4	1	0	3	24
20	WHITE, Sancheon	g	4-6	0-0	0-0	0	1	1	1	8	2	0	0	0	13
25	MITCHELL, Tiffany	g	4-6	0-1	1-2	0	2	2	1	9	3	1	0	1	23
05	SESSIONS, Khadijah		3-7	0-1	2-3	0	0	0	1	8	0	1	0	0	10
12	MONTOUT, Wilka		0-3	0-2	1-4	2	0	2	2	1	2	1	0	1	18
15	DAVIS, Tiffany		2-4	0-1	2-2	1	2	3	1	6	3	2	0	5	20
31	DOZIER, Asia		0-8	0-6	4-7	4	6	10	4	4	0	2	1	0	26
33	IBIAM, Elem		2-7	0-0	0-2	6	5	11	0	4	0	3	2	1	17
Team						5	3	8							
Totals			31-70	0-14	15-30	29	24	53	12	77	15	15	3	14	200

FG % 1st Half: 17-30 56.7% 2nd half: 14-40 35.0% Game: 31-70 44.3%  
 3FG % 1st Half: 0-3 0.0% 2nd half: 0-11 0.0% Game: 0-14 0.0%  
 FT % 1st Half: 7-13 53.8% 2nd half: 8-17 47.1% Game: 15-30 50.0%

Deadball Rebounds 7

Officials: Kelly Johnson, Ed Sidlasky, Kim Thebo  
 Technical fouls: Elon-None. South Carolina-None.  
 Attendance: 2912

Score by periods	1st	2nd	Total
Elon	25	19	44
South Carolina	41	36	77

Last FG - ELON 2nd-05:13, SC 2nd-01:11.  
 Largest lead - ELON None, SC by 33 2nd-01:11.

Score tied - 0 times.  
 Lead changed - 0 times.

	In Paint	Off T/O	2nd Chance	Fast Break	Bench
Points ELON	18	11	5	8	15
SC	52	34	22	8	23



Official Basketball Box Score -- Game Totals -- Final Statistics  
**South Carolina vs Louisiana Tech**  
 11/12/12 7 p.m. at Thomas Assembly Center Ruston, La.



**South Carolina 82 • 2-0, 0-0 SEC**

#	Player	Total		3-Ptr		Rebounds			PF	TP	A TO Blk Stl				Min
		FG	FGA	FG	FGA	Off	Def	Tot			A	TO	Blk	Stl	
02	WALKER, Ieasia	*	3-10	3-6	1-2	1	2	3	2	10	8	1	1	2	35
20	WHITE, Sancheon	*	2-7	0-1	0-0	5	3	8	2	4	2	1	1	2	33
21	BRUNER, Ashley	*	8-10	0-0	1-3	0	2	2	3	17	3	0	0	0	22
24	WELCH, Aleighsa	*	4-6	0-0	6-8	4	4	8	3	14	1	0	2	2	26
25	MITCHELL, Tiffany	*	5-11	0-2	3-4	2	6	8	2	13	0	2	0	0	25
05	SESSIONS, Khadijah		1-1	0-0	1-2	1	0	1	0	3	1	1	0	1	8
12	MONTOUT, Wilka		4-10	1-2	3-4	1	2	3	3	12	0	1	0	0	23
15	DAVIS, Tiffany		1-1	1-1	1-2	0	1	1	0	4	0	0	0	0	6
31	DOZIER, Asia		2-5	1-4	0-0	1	1	2	2	5	5	0	0	2	22
Team						0	6	6			1				
Totals			30-61	6-16	16-25	15	27	42	17	82	20	7	4	9	200

FG % 1st Half: 14-33 42.4% 2nd half: 16-28 57.1% Game: 30-61 49.2%  
 3FG % 1st Half: 4-9 44.4% 2nd half: 2-7 28.6% Game: 6-16 37.5%  
 FT % 1st Half: 8-12 66.7% 2nd half: 8-13 61.5% Game: 16-25 64.0%

Deadball Rebounds 4

**Louisiana Tech 58 • 0-2, 0-0 WAC**

#	Player	Total		3-Ptr		Rebounds			PF	TP	A TO Blk Stl				Min
		FG	FGA	FG	FGA	Off	Def	Tot			A	TO	Blk	Stl	
01	Borum, Janay	*	2-6	0-0	0-0	0	1	1	2	4	5	4	0	1	20
02	Frazier, Whitney	*	1-7	0-1	1-2	0	2	2	4	3	0	1	0	1	23
04	Vucinic, Jelena	*	0-2	0-1	0-0	0	0	0	1	0	0	0	0	0	17
10	Lewis, Brittany	*	3-5	1-1	3-4	2	3	5	0	10	0	0	0	0	21
23	Perry, Lulu	*	6-14	2-7	2-4	0	2	2	0	16	3	2	0	0	38
00	Hayes, Courtney		2-4	0-1	0-0	1	4	5	3	4	2	0	0	0	13
03	Bryant, Jasmine		3-6	0-0	4-4	2	2	4	4	10	0	1	0	0	19
15	Jefferson, Brittney		0-3	0-0	2-6	0	3	3	2	2	0	0	0	1	26
21	Andrews, Kanedria		0-0	0-0	0-0	0	0	0	0	2	0	1	0	0	6
30	Anderson, Tavasha		3-4	0-0	3-4	1	0	1	1	9	1	2	0	0	15
33	Langston, Savanna		0-0	0-0	0-0	0	0	0	0	0	1	0	0	0	2
Team						0	4	4			1				
Totals			20-51	3-11	15-24	6	21	27	19	58	12	12	0	3	200

FG % 1st Half: 10-25 40.0% 2nd half: 10-26 38.5% Game: 20-51 39.2%  
 3FG % 1st Half: 1-4 25.0% 2nd half: 2-7 28.6% Game: 3-11 27.3%  
 FT % 1st Half: 6-10 60.0% 2nd half: 9-14 64.3% Game: 15-24 62.5%

Deadball Rebounds 7

Officials: Marlon Ramsey, John Fletcher, Kyle Bacon  
 Technical fouls: South Carolina-None. Louisiana Tech-None.  
 Attendance: 2160

Score by periods	1st	2nd	Total
South Carolina	40	42	82
Louisiana Tech	27	31	58

Last FG - SC 2nd-00:56, LATECH 2nd-01:14.  
 Largest lead - SC by 24 2nd-00:56, LATECH by 1 1st-19:25.

Score tied - 2 times.  
 Lead changed - 1 time.

	In Paint	Off T/O	2nd Chance	Fast Break	Bench
Points SC	38	16	22	2	24
LATECH	30	4	4	2	25



Official Basketball Box Score -- Game Totals -- Final Statistics  
**Savannah State vs South Carolina**  
 11/15/12 7 p.m. at Columbia, S.C./Colonial Life Arena



**Savannah State 47 • 1-1**

#	Player	Total		3-Ptr		Rebounds			PF	TP	A TO Blk Stl				Min
		FG	FGA	FG	FGA	Off	Def	Tot			A	TO	Blk	Stl	
14	HOGUE, Erin	f	3-9	0-0	3-7	3	4	7	2	9	1	1	0	1	32
24	GREENE, Charmaine	f	1-3	0-0	0-0	2	1	3	3	2	0	1	1	1	14
04	NORMAN, Jasmine	g	4-7	1-2	0-0	1	1	2	1	9	1	1	1	1	19
23	KALLU, Ezinne	g	4-13	0-1	2-5	1	2	3	3	10	3	3	0	1	37
35	THOMAS, Andrietta	g	4-10	0-0	4-4	1	2	3	1	12	1	2	0	0	27
05	UBA, Blessing		0-2	0-1	0-0	1	0	1	1	0	0	1	0	0	15
11	CUK, Smiljana		0-0	0-0	0-0	0	1	1	0	0	0	0	0	0	4
13	THOMAS, Jasmine		0-0	0-0	0-0	0	1	1	0	0	0	1	0	0	11
15	WILLIAMS, Jerryshia		0-1	0-0	0-0	0	1	1	0	0	0	0	0	0	11
21	KIRKLAND, Jasmine		0-0	0-0	0-0	0	1	1	0	0	0	1	0	1	7
22	TAYLOR, Alexandria		2-2	1-1	0-0	0	0	0	2	5	2	1	2	0	9
55	FRAZIER, Chantrell		0-3	0-0	0-0	0	0	0	0	0	0	0	1	1	14
Team						1	2	3							
Totals			18-50	2-5	9-16	10	16	26	13	47	8	12	5	6	200

FG % 1st Half: 7-24 29.2% 2nd half: 11-26 42.3% Game: 18-50 36.0%  
 3FG % 1st Half: 0-3 0.0% 2nd half: 2-2 100.0% Game: 2-5 40.0%  
 FT % 1st Half: 6-10 60.0% 2nd half: 3-6 50.0% Game: 9-16 56.3%

Deadball Rebounds 4

**South Carolina 78 • 3-0**

#	Player		Total		3-Ptr		Rebounds			PF	TP	A TO Blk Stl				Min
			FG-FGA	FG-FGA	FG-FGA	Off	Def	Tot	A			TO	Blk	Stl		
21	BRUNER, Ashley	f	4-9	0-0	0-3	5	7	12	2	8	1	2	0	0	23	
24	WELCH, Aleighsa	f	5-6	0-0	3-3	4	8	12	0	13	0	1	0	0	22	
03	WALKER, Ieasia	g	3-4	3-4	1-2	1	0	1	1	10	5	5	0	0	29	
20	WHITE, Sancheon	g	3-7	1-2	2-2	2	2	4	2	9	1	0	0	0	20	
25	MITCHELL, Tiffany	g	4-11	1-4	1-3	3	2	5	1	10	4	0	0	1	25	
05	SESSIONS, Khadijah		3-4	0-1	0-0	2	1	3	1	6	4	1	0	3	19	
12	MONTEUT, Wilka		4-13	1-3	0-0	5	1	6	2	9	0	2	1	0	24	
15	DAVIS, Tiffany		1-3	0-2	0-0	0	0	0	1	2	1	0	0	0	14	
31	DOZIER, Asia		4-10	3-9	0-0	1	2	3	4	11	2	1	0	0	24	
Team						2	2	4								
Totals				31-67	9-25	7-13	25	25	50	14	78	18	12	1	4	200
FG % 1st Half: 15-31			48.4%	2nd half: 16-36	44.4%	Game: 31-67		46.3%								Deadball Rebounds 1
3FG % 1st Half: 5-11			45.5%	2nd half: 4-14	28.6%	Game: 9-25		36.0%								
FT % 1st Half: 5-9			55.6%	2nd half: 2-4	50.0%	Game: 7-13		53.8%								





Official Basketball Box Score -- Game Totals -- Final Statistics  
**Hampton vs South Carolina**  
11/22/12 2:15 p.m.AST at St. Thomas, U.S. Virgin Islands



**Hampton 34 • 4-1**

#	Player		Total		3-Ptr		Rebounds			PF	TP	A	TO	Blk	Stl	Min
			FG-FGA	FG-FGA	FT-FTA	Off	Def	Tot								
13	AVANT, Keiara	f	1-9	0-1	6-6	2	1	3	4	8	0	3	0	1	35	
21	BENNETT, Alyssa	f	5-20	1-4	2-6	1	7	8	3	13	0	6	0	2	40	
33	WARD, Brielle	f	0-1	0-0	0-0	0	1	1	3	0	0	1	0	0	7	
01	COLE, Kenia	g	0-1	0-0	2-2	0	4	4	1	0	2	1	0	3	26	
02	HAMILTON, Nicole	g	2-15	0-5	2-2	1	2	3	2	6	3	3	1	3	40	
11	PHELPS, Ariel	g	1-1	0-0	0-0	0	1	1	2	2	0	1	0	2	16	
15	JORDAN, Ryan	g	0-2	0-0	0-0	0	0	0	2	0	0	0	0	0	4	
23	GUILFORD, JoNiquia	g	0-0	0-0	0-0	0	1	1	0	0	0	0	0	2	5	
24	ALLEN, Olivia	g	2-6	1-2	0-0	0	2	2	2	5	0	0	0	0	14	
25	BRUNSON, Delia	g	0-0	0-0	0-0	0	0	0	2	0	1	0	0	0	6	
42	AUDAIN, Brascia	g	0-2	0-0	0-0	1	1	2	1	0	0	0	0	0	7	
Team						5	2	7								
Totals			11-57	2-12	10-16	10	22	32	22	34	6	15	1	13	200	
FG % 1st Half: 5-24		20.8%	2nd half: 6-33		18.2%	Game: 11-57		19.3%							Deadball	
3FG % 1st Half: 1-4		25.0%	2nd half: 1-8		12.5%	Game: 2-12		16.7%							Rebounds	
FT % 1st Half: 2-4		50.0%	2nd half: 8-12		66.7%	Game: 10-16		62.5%							3,1	

**South Carolina 45 • 5-0**

#	Player	Total		3-Ptr	Rebounds			PF	TP					Min	
		FG-FGA	FG-FGA	FT-FTA	Off	Def	Total			A	TO	Blk	Stl		
21	BRUNER, Ashley	f	2-6	0-0	1-9	4	8	12	2	5	2	5	0	1	28
24	WELCH, Aleighsa	f	6-7	0-0	4-6	6	5	11	0	16	1	7	0	1	31
25	MITCHELL, Tiffany	f	2-9	1-3	2-4	0	8	8	3	7	2	4	0	1	27
02	WALKER, Ieasia	g	2-7	2-5	0-0	0	2	2	1	6	1	5	0	0	34
20	WHITE, Sancheon	g	0-3	0-0	0-0	2	4	6	2	0	0	0	0	1	30
05	SESSIONS, Khadijah	g	1-2	0-0	0-0	0	1	1	0	2	1	3	0	0	9
12	MONTOUT, Wilka	g	1-3	1-1	0-0	1	1	2	0	3	0	2	0	1	14
31	DOZIER, Asia	g	1-8	1-4	2-2	0	3	3	3	5	0	2	0	0	19
33	IBIAM, Elem	g	0-1	0-0	1-2	0	5	5	1	1	0	0	1	0	8
Team						5	2	7							
Totals			15-46	5-13	10-27	18	39	57	12	45	7	29	1	5	200
FG % 1st Half: 7-27		25.9%	2nd half: 8-19		42.1%	Game: 15-46		32.6%							Deadball Rebounds 7
3FG % 1st Half: 3-6		50.0%	2nd half: 2-7		28.6%	Game: 5-13		38.5%							
FT % 1st Half: 2-4		50.0%	2nd half: 8-23		34.8%	Game: 10-27		37.0%							

Officials: Dee Kanter, Bryan Brunette, Geraldine Smith  
Technical fouls: Hampton-None. South Carolina-None.  
Attendance: 2012 Ezybonds Global Payments Paradise Jam Women's Basketball Tournament  
Presented by Basketball Travelers

Score by periods	1st	2nd	Total
Hampton	13	21	34
South Carolina	19	26	45

Last FG - HAM 2nd-01:40, SC 2nd-02:08.  
Largest lead - HAM None, SC by 15 2nd-11:30.

Score tied - 0 times.  
Lead changed - 0 times.



Official Basketball Box Score -- Game Totals -- Final Statistics  
**South Carolina vs Florida Gulf Coast**  
11/23/12 4:30 p.m.AST at St. Thomas, U.S. Virgin Islands



**South Carolina 65 • 6-0**

#	Player	Total		3-Ptr		Rebounds			PF	TP	A TO Blk Stl				Min		
		FG-FA	FG-FGA	FT-FTA	Off	Def	Tot										
21	BRUNER, Ashley	f	7-12	0-1	1-3	3	1	4	2	15	1	3	0	1	27		
24	WELCH, Aleighsa	f	6-7	0-0	2-3	6	5	11	1	14	0	1	0	0	23		
02	WALKER, Ieasia	g	2-6	2-5	0-0	0	1	1	0	6	2	2	0	0	25		
20	WHITE, Sancheon	g	5-11	1-1	0-1	3	2	5	0	11	2	2	0	3	29		
25	MITCHELL, Tiffany	g	3-7	0-0	2-2	5	6	11	1	8	3	3	0	1	28		
05	SESSIONS, Khadijah	g	2-5	1-3	0-0	1	0	1	2	5	2	1	0	1	21		
12	MONTOUT, Wilka	g	1-4	0-0	0-0	3	2	5	3	2	1	1	0	0	16		
31	DOZIER, Asia	g	1-6	0-5	0-0	1	0	1	5	2	1	2	0	0	16		
33	IBIAM, Elem	g	0-3	0-0	2-4	1	3	4	0	2	0	0	0	0	15		
Team						1	2	3									
Totals			27-61	4-15	7-13	24	22	46	14	65	12	15	0	6	200		
FG % 1st Half: 14-29		48.3%	2nd half: 13-32		40.6%	Game: 27-61		44.3%	3FG % 1st Half: 3-9		33.3%	2nd half: 1-6		16.7%	Game: 4-15		26.7%
FT % 1st Half: 1-3		33.3%	2nd half: 6-10		60.0%	Game: 7-13		53.8%	Deadball Rebounds		2,2						

**Florida Gulf Coast 46 • 2-3**

#		Player	Total		3-Ptr		Rebounds			PF	TP	A TO Blk Stl				Min
			FG-FGA	FG-FGA	FT-FTA	Off	Def	Tot								
03		MEADOR, Katie	f	1-1	0-0	0-0	3	0	3	5	2	1	2	0	0	24
02		GRADINJAN, Taylor	g	1-5	1-3	1-2	0	3	3	1	4	0	2	0	0	21
05		HANSEN, Sarah	g	7-12	1-4	3-4	3	3	6	2	18	3	0	0	1	29
23		ADAMS, Betsy	g	0-6	0-6	0-0	0	1	1	3	0	2	4	0	2	36
30		IAMSTRONG, Joyce	g	2-7	2-6	0-0	0	2	2	5	6	0	3	0	2	25
04		MURRELL, Bethany	g	0-1	0-1	0-0	1	0	1	1	0	0	0	0	0	6
11		MOORE, Amanda	g	1-1	1-1	2-2	0	0	0	1	5	0	1	0	1	12
12		HAAS, Stephanie	g	0-1	0-1	0-0	0	0	0	0	0	1	2	0	0	10
13		CHATZIGIAKOUMI,Anth	g	2-6	2-6	0-0	0	1	1	1	6	2	1	1	0	17
21		GLUESING, Jaime	g	2-4	0-1	1-3	0	1	1	0	5	0	1	1	0	20
Team							1	1	2							
Totals				16-44	7-29	7-11	8	12	20	19	46	9	16	2	6	200
FG % 1st Half: 10-23			43.5%	2nd half: 6-21			28.6%	Game: 16-44			36.4%	Deadball Rebounds				
3FG % 1st Half: 5-16			31.3%	2nd half: 2-13			15.4%	Game: 7-29			24.1%	0,2				
FT % 1st Half: 1-2			50.0%	2nd half: 6-9			66.7%	Game: 7-11			63.6%					

Officials: Bryan Brunette, Geraldine Smith, Sue Blanch  
Technical fouls: South Carolina-None. Florida Gulf Coast-None.  
Attendance: 486  
2012 Ezybonds Global Payments Paradise Jam Women's Basketball Tournament  
Presented by Basketball Travelers  
REEF DIVISION

Score by periods	1st	2nd	Total
South Carolina	32	33	65
Florida Gulf Coast	26	20	46

Last FG - SC 2nd-00:41, FGCU 2nd-00:30.  
Largest lead - SC by 22 2nd-00:41, FGCU None.

Score tied - 0 times.  
Lead changed - 0 times.



Official Basketball Box Score -- Game Totals -- Final Statistics  
**DePaul vs South Carolina**  
11/24/12 4:30 p.m.AST at St. Thomas, U.S. Virgin Islands



**DePaul 46 • 5-2**

#	Player		Total		3-Ptr	Rebounds			PF	TP	A	TO	Blk	Stl	Min	
			FG-FGA	FG-FGA	FT-FTA	Off	Def	Tot								
31	PENNY, Jasmine	f	3-11	1-1	0-0	2	2	4	4	7	0	0	0	0	30	
51	HARRY, Katherine	f	5-11	0-2	0-0	2	3	5	3	10	2	2	0	0	31	
12	HRYNKO, Brittany	g	1-13	1-8	1-2	2	2	4	3	4	6	5	0	1	38	
13	JENKINS, Chanise	g	3-10	0-3	0-0	1	3	4	5	6	2	2	0	0	28	
21	ROGOWSKI, Megan	g	5-11	2-4	1-2	4	4	8	1	13	0	1	0	3	34	
20	REYNOLDS, Kelsey		0-2	0-0	0-0	0	0	0	2	0	2	0	0	1	22	
22	SCHULTE, Brooke		0-0	0-0	0-0	0	1	1	1	0	0	0	0	0	1	
44	HARVEY-CARR, Brandi		1-4	0-0	0-0	1	0	1	1	2	0	0	0	1	9	
54	SMITH, KELSEY		1-2	0-0	2-2	0	0	0	1	4	0	0	0	0	7	
Team						1	3	4								
Totals				19-64	4-18	4-6	13	18	31	21	46	12	11	0	6	200
FG % 1st Half: 9-30			30.0%	2nd half: 10-34			29.4%	Game: 19-64			29.7%	Deadball Rebounds 2,3				
3FG % 1st Half: 2-8			25.0%	2nd half: 2-10			20.0%	Game: 4-18			22.2%					
FT % 1st Half: 1-2			50.0%	2nd half: 3-4			75.0%	Game: 4-6			66.7%					

**South Carolina 55 • 7-0**

</



Official Basketball Box Score -- Game Totals -- Final Statistics  
#- /24 South Carolina vs Seton Hall  
12/2/12 2:00 PM at South Orange, N.J. (Walsh Gymnasium)



#- /24 South Carolina 55 • 9-0

#	Player	Total		3-Ptr		Rebounds			PF	TP	A TO Blk Stl				Min
		FG-FGA	FG-FGA	FT-FTA	Off Def Tot	PF	TP	A TO Blk Stl							
21	BRUNER, Ashley	f	4-8	0-1	1-4	3	4	7	1	9	2	3	0	5	30
24	WELCH, Aleighsa	f	5-11	0-0	4-4	7	3	10	1	14	0	2	0	1	32
02	WALKER, Ieasia	g	2-7	2-5	0-3	1	2	3	2	6	1	4	1	1	36
20	WHITE, Sancheon	g	2-6	0-2	4-4	1	0	1	0	8	0	0	1	1	26
25	MITCHELL, Tiffany	g	4-7	2-2	3-9	3	8	11	3	13	1	4	0	1	28
05	SESSIONS, Khadijah		1-5	0-2	1-3	1	0	1	0	3	1	0	0	2	15
12	MONTOUT, Wilka		1-4	0-1	0-1	1	0	1	0	2	0	0	0	0	11
31	DOZIER, Asia		0-1	0-0	0-0	0	1	1	0	0	0	0	0	0	10
33	IBIAM, Elem		0-4	0-0	0-0	0	1	1	1	0	0	0	1	0	12
Team					0	2	2				1				
Totals			19-53	4-13	13-28	17	21	38	8	55	5	14	3	11	200

FG % 1st Half: 10-31 32.3% 2nd half: 9-22 40.9% Game: 19-53 35.8% Deadball Rebounds 9,2  
3FG % 1st Half: 1-7 14.3% 2nd half: 3-6 50.0% Game: 4-13 30.8%  
FT % 1st Half: 3-9 33.3% 2nd half: 10-19 52.6% Game: 13-28 46.4%

Seton Hall 42 • 3-5

#	Player	Total		3-Ptr		Rebounds			PF	TP	A TO Blk Stl				Min
		FG-FGA	FG-FGA	FT-FTA	Off Def Tot	PF	TP	A TO Blk Stl							
13	MASEKO, Alexandra	f	4-6	0-0	0-0	0	0	0	4	8	1	2	0	1	22
44	JOHNSON, Janee	f	3-8	0-0	0-0	2	7	9	2	6	0	2	2	1	35
02	MORRIS, Brittany	g	4-11	2-4	0-0	0	5	5	3	10	2	2	0	1	38
05	BROWN, Alexis	g	3-5	0-0	1-2	0	1	1	5	7	3	5	0	3	28
11	SIMMONS, Ka-Deidre	g	3-7	1-1	0-0	0	1	1	1	7	5	4	0	4	39
01	RICHARDSON-SMITH,		0-4	0-1	0-0	0	1	1	0	0	0	1	2	0	8
03	EKEDIGWE, Chizoba		0-1	0-0	0-0	1	1	2	5	0	0	2	1	0	10
15	WEBB, Brittany		0-0	0-0	0-0	0	1	1	2	0	0	1	0	1	5
22	GREEN, Terry		1-3	1-2	0-0	0	3	3	1	3	0	0	0	0	9
55	JONES, Breanna		0-0	0-0	1-2	0	0	0	0	1	0	0	0	0	6
Team					0	3	3				1				
Totals			18-45	4-8	2-4	3	23	26	23	42	11	20	5	11	200

FG % 1st Half: 10-21 47.6% 2nd half: 8-24 33.3% Game: 18-45 40.0% Deadball Rebounds 3  
3FG % 1st Half: 1-2 50.0% 2nd half: 3-6 50.0% Game: 4-8 50.0%  
FT % 1st Half: 1-2 50.0% 2nd half: 1-2 50.0% Game: 2-4 50.0%

Officials: Denise Brooks, Amy Bonner, Ed Sidlasky  
Technical fouls: #- /24 South Carolina-None. Seton Hall-TEAM.

Attendance: 432

Unsporting Technical Foul on SHU HC Anne Donovan with 9:01 remaining in 2nd half.

Score by periods	1st	2nd	Total
#- /24 South Carolina	24	31	55
Seton Hall	22	20	42

Last FG - SC 2nd-00:31, SHU 2nd-01:07.

Largest lead - SC by 16 2nd-04:04, SHU by 6 1st-05:14.

Score tied - 2 times.  
Lead changed - 5 times.



Official Basketball Box Score -- Game Totals -- Final Statistics  
#1/1 Stanford vs #21/17 South Carolina  
12/19/12 7:40 p.m. at Columbia, S.C./Colonial Life Arena



#1/1 Stanford 53 • 10-0

#	Player	Total		3-Ptr		Rebounds			PF	TP	A TO Blk Stl				Min
		FG-FGA	FG-FGA	FT-FTA	Off Def Tot	PF	TP	A TO Blk Stl							
03	Ruef, Mikaela	f	2-3	0-0	0-0	0	6	6	3	4	0	1	0	0	22
13	Ogwumike, Chiney	f	8-16	0-0	5-7	2	13	15	3	21	0	4	4	0	40
44	Tinkle, Joslyn	g	0-1	0-0	0-0	1	6	7	3	0	1	2	7	1	36
03	Kokenis, Toni	g	4-13	0-1	7-7	0	1	1	14	15	0	3	0	1	35
33	Orange, Amber	g	5-11	0-0	1-1	1	3	4	1	11	3	7	0	2	37
04	Greenfield, Taylor		0-1	0-1	0-0	0	0	0	0	0	0	0	0	0	11
23	Camp, Jasmine		0-0	0-0	0-0	0	0	0	0	0	0	1	0	0	3
25	Payne, Erica		0-0	0-0	0-0	0	0	0	0	0	0	0	0	0	3
41	Samuelson, Bonnie		0-2	0-2	2-2	1	2	3	1	2	0	0	0	0	13
Team					4	2	6								
Totals			19-47	0-4	15-17	9	33	42	15	53	4	18	11	4	200

FG % 1st Half: 9-23 39.1% 2nd half: 10-24 41.7% Game: 19-47 40.4% Deadball Rebounds 1,1  
3FG % 1st Half: 0-3 0.0% 2nd half: 0-1 0.0% Game: 0-4 0.0%  
FT % 1st Half: 6-8 75.0% 2nd half: 9-9 100.0% Game: 15-17 88.2%

#21/17 South Carolina 49 • 10-1

#	Player	Total		3-Ptr		Rebounds			PF	TP	A TO Blk Stl				Min
		FG-FGA	FG-FGA	FT-FTA	Off Def Tot	PF	TP	A TO Blk Stl							
21	BRUNER, Ashley	f	1-9	0-0	3-4	2	6	8	3	5	1	2	0	2	35
24	WELCH, Aleighsa	f	7-10	0-0	3-6	1	4	5	3	17	2	0	0	0	34
02	WALKER, Ieasia	g	5-15	2-5	3-4	1	2	3	4	15	3	0	0	4	35
20	WHITE, Sancheon	g	2-9	1-3	0-0	3	0	3	1	5	0	1	1	1	34
25	MITCHELL, Tiffany	g	1-13	0-3	0-0	2	3	5	3	2	0	3	1	2	34
05	SESSIONS, Khadijah		0-1	0-1	0-0	0	0	0	1	0	0	0	0	0	9
12	MONTOUT, Wilka		0-0	0-0	0-0	0	0	0	2	0	0	0	0	0	3
31	DOZIER, Asia		2-4	1-3	0-0	0	0	0	1	5	0	0	0	0	8
33	IBIAM, Elem		0-2	0-0	0-0	2	1	3	1	0	0	1	0	1	8
Team					2	2	4								
Totals			18-63	4-15	9-14	13	18	31	19	49	6	7	2	10	200

FG % 1st Half: 8-33 24.2% 2nd half: 10-30 33.3% Game: 18-63 28.6% Deadball Rebounds 3,2  
3FG % 1st Half: 1-4 25.0% 2nd half: 3-11 27.3% Game: 4-15 26.7%  
FT % 1st Half: 2-3 66.7% 2nd half: 7-11 63.6% Game: 9-14 64.3%

Officials: Lisa Mattingly, Tina Napier, Michael Price  
Technical fouls: #1/1 Stanford-None. #21/17 South Carolina-None.

Attendance: 8118

Score by periods	1st	2nd	Total
#1/1 Stanford	24	29	53
#21/17 South Carolina	19	30	49

Last FG - STAN 2nd-00:53, SC 2nd-00:03.

Largest lead - STAN by 7 1st-09:15, SC by 2 2nd-04:32.

Score tied - 5 times.  
Lead changed - 6 times.



Official Basketball Box Score -- Game Totals -- Final Statistics  
Furman vs #- /21 South Carolina  
12/9/12 3 p.m. at Columbia, S.C./Colonial Life Arena



Furman 35 • 3-5

#	Player	Total		3-Ptr		Rebounds			PF	TP	A TO Blk Stl				Min
		FG-FGA	FG-FGA	FT-FTA	Off Def Tot	PF	TP	A TO Blk Stl							
21	WILKINS, Holli	f	1-6	0-0	2-2	0	2	2	4	4	0	3	0	0	27
33	GRISWOLD, Teshia	f	2-9	1-5	4-4	2	2	4	0	9	1	0	0	0	38
03	NORWOOD, Erica	g	2-10	0-1	0-0	0	4	4	4	4	1	6	0	0	24
15	BRYAN, Savonia	g	0-2	0-0	0-0	0	4	4	2	0	0	2	0	0	20
31	HODGES, Brittany	g	3-6	0-0	4-4	3	4	7	4	10	0	3	1	0	38
11	REIMER, Courtney		0-0	0-0	0-0	0	0	0	0	0	0	0	1	0	2
12	ELLIS, Kelsey		0-1	0-0	0-0	0	1	1	0	0	0	0	0	0	9
14	MURPHY, Kaitlin		2-7	1-2	0-0	1	1	2	1	5	0	5	0	0	21
20	THOMPSON, Raegan		1-4	1-2	0-0	0	1	1	0	3	0	1	0	0	12
23	PETERSON, Alexis		0-1	0-0	0-0	1	2	3	0	0	0	2	0	0	7
42	GOODWIN, Shianne		0-0	0-0	0-0	0	0	0	0	0	0	0	0	0	2
Team					2	3	5				2				
Totals			11-46	3-10	10-10	9	24	33	15	35	2	24	2	0	200

FG % 1st Half: 5-22 22.7% 2nd half: 6-24 25.0% Game: 11-46 23.9% Deadball Rebounds 0  
3FG % 1st Half: 0-3 0.0% 2nd half: 3-7 42.9% Game: 3-10 30.0%  
FT % 1st Half: 10-10 100.0 2nd half: 0-0 0.0% Game: 10-10 100.0

#- /21 South Carolina 69 • 10-0

#	Player		Total		3-Ptr		Rebounds			PF	TP	A TO Blk Stl				Min
			FG-FGA	FG-FGA	FT-FTA	Off	Def	Tot	A			TO	Blk	Stl		
21	BRUNER, Ashley	f	1-6	0-0	0-0	4	1	5	2	2	1	2	2	1	21	
24	WELCH, Aleighsa	f	3-4	0-0	5-6	2	1	3	0	11	0	1	0	0	17	
02	WALKER, Ieasia	g	4-10	0-3	1-1	1	2	3	1	9	1	0	1	0	21	
20	WHITE, Sancheon	g	1-6	0-1	0-0	1	1	2	1	2	2	0	2	3	23	
25	MITCHELL, Tiffany	g	8-13	0-1	0-2	2	2	4	1	16	1	2	0	5	29	
05	SESSIONS, Khadijah		2-5	0-3	3-4	0	2	2	1	7	2	1	1	1	23	
12	MONTOUT, Wilka		4-9	0-2	2-2	2	1	3	1	10	1	0	2	0	23	
31	DOZIER, Asia		1-5	1-5	1-2	0	2	2	2	4	0	0	1	0	21	
33	IBIAM, Elem		4-8	0-0	0-2	3	6	9	2	8	1	1	1	0	22	
Team						1	6	7								
Totals			28-66	1-15	12-19	16	24	40	11	69	9	8	9	15	200	



Official Basketball Box Score -- Game Totals -- Final Statistics  
**Western Carolina vs #19/16 South Carolina**  
 12/29/12 7 p.m. at Columbia, S.C./Colonial Life Arena



**Western Carolina 44 • 3-8**

#	Player	Total		3-Ptr		Rebounds			PF	TP	A TO Blk Stl			Min
		FG-FGA	FG-FGA	FT-FTA	Off Def Tot	PF	TP	A TO Blk Stl						
11	HUNNICUTT, Diamond	f	1-3	0-0	1-2	0	1	0	3	0	3	0	0	18
21	ABRAHAM, Alex	f	1-3	0-0	0-0	1	3	4	3	2	1	0	1	26
34	TERRY, Shauna	f	2-6	0-0	1-1	1	1	2	4	5	0	1	0	15
03	HADEN, Hana	g	1-2	1-1	0-0	0	0	0	0	3	2	1	0	23
20	LANE, Ali	g	1-5	0-0	0-0	3	3	6	2	2	1	5	0	25
05	MCKINNEY, Janae'	g	1-4	0-0	0-0	0	1	1	0	2	0	1	0	16
14	THACKER, Nancy	g	0-0	0-0	0-0	0	0	0	0	0	0	0	0	2
15	SIMPSON, Lindsay	g	4-7	1-3	0-1	2	0	2	1	9	0	1	0	16
23	WAKAMA, Rena	g	2-8	0-1	0-0	2	3	5	0	4	1	2	0	14
25	JOSEPH, Erika	g	1-2	0-0	0-0	1	0	1	1	2	0	0	0	8
32	CAMPBELL, Makensey	g	3-3	1-1	2-2	0	0	0	2	9	0	0	0	13
33	LYON, Kristen	g	0-1	0-0	1-2	0	0	0	1	1	2	0	0	9
35	BURLESON, Lindsey	g	0-0	0-0	0-0	0	1	1	0	0	0	0	0	2
43	STEWART, Melanie	g	1-2	0-0	0-0	0	1	1	2	2	0	3	2	13
Team						2	3	5						
Totals			18-46	3-6	5-8	12	17	29	16	44	8	20	2	200

FG % 1st Half: 8-19 42.1% 2nd half: 10-27 37.0% Game: 18-46 39.1%  
 3FG % 1st Half: 1-2 50.0% 2nd half: 2-4 50.0% Game: 3-6 50.0%  
 FT % 1st Half: 1-2 50.0% 2nd half: 4-6 66.7% Game: 5-8 62.5%

Deadball Rebounds 1

**#19/16 South Carolina 66 • 12-1**

#	Player	Total		3-Ptr		Rebounds			PF	TP	A TO Blk Stl			Min
		FG-FGA	FG-FGA	FT-FTA	Off Def Tot	PF	TP	A TO Blk Stl						
21	BRUNER, Ashley	f	2-8	0-1	0-2	2	3	5	0	4	2	1	1	29
24	WELCH, Aleighsa	f	3-4	0-0	2-2	3	3	6	0	8	2	1	0	18
02	WALKER, Ieasia	g	3-5	1-1	2-3	0	1	1	3	9	4	1	0	28
20	WHITE, Sancheon	g	3-5	1-1	0-0	1	1	2	2	7	2	1	0	23
25	MITCHELL, Tiffany	g	5-6	2-2	0-3	2	0	2	4	12	1	2	0	23
05	SESSIONS, Khadijah	g	3-6	1-2	0-0	1	1	2	0	7	2	2	1	18
12	MONTOUT, Wilka	g	3-8	0-1	0-0	1	1	2	0	6	0	0	0	19
31	DOZIER, Asia	g	2-6	1-1	0-3	1	1	2	1	5	1	2	1	17
33	IBIAM, Elem	g	4-8	0-0	0-1	5	4	9	2	8	1	0	5	25
Team						1	1	2						
Totals			28-56	6-9	4-14	17	16	33	12	66	15	10	8	200

FG % 1st Half: 13-31 41.9% 2nd half: 15-25 60.0% Game: 28-56 50.0%  
 3FG % 1st Half: 2-4 50.0% 2nd half: 4-5 80.0% Game: 6-9 66.7%  
 FT % 1st Half: 1-7 14.3% 2nd half: 3-7 42.9% Game: 4-14 28.6%

Deadball Rebounds 4,2

Officials: Nanette Sisk, Ed Sidlasky, Dawn Marsh  
 Technical fouls: Western Carolina-None. #19/16 South Carolina-None.  
 Attendance: 3248

Score by periods	1st	2nd	Total
Western Carolina	18	26	44
#19/16 South Carolina	29	37	66

Last FG - WCU 2nd-00:05, SC 2nd-01:51.  
 Largest lead - WCU None, SC by 28 2nd-01:51.

Points	In Paint	Off T/O	2nd Chance	Fast Break	Bench
WCU	12	9	9	3	29
SC	30	21	15	8	26

Score tied - 0 times.  
 Lead changed - 0 times.



Official Basketball Box Score -- Game Totals -- Final Statistics  
**#18/15 South Carolina vs Mississippi State**  
 01/06/13 2 pm at Starkville, Miss. (Humphrey Coliseum)



**#18/15 South Carolina 60 • 13-2 (1-1 SEC)**

#	Player	Total		3-Ptr		Rebounds			PF	TP	A TO Blk Stl			Min
		FG-FGA	FG-FGA	FT-FTA	Off Def Tot	PF	TP	A TO Blk Stl						
21	BRUNER, Ashley	f	1-3	0-0	5-12	0	5	7	3	7	0	2	0	22
24	WELCH, Aleighsa	f	5-9	0-0	6-8	3	4	7	4	16	3	0	0	31
02	WALKER, Ieasia	g	2-6	0-0	4-6	1	3	4	2	8	1	4	0	18
20	WHITE, Sancheon	g	5-9	0-1	1-2	3	3	6	3	11	0	1	0	29
25	MITCHELL, Tiffany	g	0-4	0-0	5-6	1	4	5	2	5	0	2	0	13
05	SESSIONS, Khadijah	g	0-1	0-1	5-7	0	0	0	2	5	1	3	0	12
12	MONTOUT, Wilka	g	0-1	0-0	2-2	1	3	4	0	2	0	0	0	15
31	DOZIER, Asia	g	0-0	0-0	1-2	0	2	2	0	1	0	0	1	9
33	IBIAM, Elem	g	1-6	0-0	3-5	1	2	3	0	5	0	0	2	19
Team						2	2	4						
Totals			14-39	0-2	32-50	12	28	40	16	60	5	12	3	200

FG % 1st Half: 6-21 28.6% 2nd half: 8-18 44.4% Game: 14-39 35.9%  
 3FG % 1st Half: 0-1 0.0% 2nd half: 0-1 0.0% Game: 0-2 0.0%  
 FT % 1st Half: 16-24 66.7% 2nd half: 16-26 61.5% Game: 32-50 64.0%

Deadball Rebounds 9,1

**Mississippi State 46 • 8-7 (0-2 SEC)**

#	Player	Total		3-Ptr		Rebounds			PF	TP	A TO Blk Stl			Min
		FG-FGA	FG-FGA	FT-FTA	Off Def Tot	PF	TP	A TO Blk Stl						
10	Martha Alwal	f	1-4	0-0	2-2	3	5	8	4	4	0	0	4	23
23	Carnecia Williams	f	0-1	0-0	0-0	1	3	4	5	0	0	1	0	9
02	Darriel Gaynor	g	1-4	1-4	0-0	0	1	1	2	3	1	0	0	21
14	Kendra Grant	g	4-10	0-0	7-8	1	0	1	3	15	0	2	0	40
21	Jerica James	g	6-17	2-6	0-0	0	4	4	3	14	1	2	0	36
05	Sherise Williams	g	2-6	0-0	1-4	1	5	6	5	3	0	3	3	30
11	Katia May	g	1-1	1-1	0-0	0	0	0	1	3	0	2	0	4
12	Candace Foster	g	0-1	0-0	0-0	0	0	0	1	0	2	1	0	12
20	Shamia Robinson	g	1-3	0-0	0-0	0	1	1	4	2	1	0	0	17
44	Jessy Ward	g	0-3	0-1	0-0	0	1	1	1	0	0	0	0	8
Team						2	2	4						
Totals			16-50	4-12	10-14	8	22	30	29	46	5	13	7	200

FG % 1st Half: 7-25 28.0% 2nd half: 9-25 36.0% Game: 16-50 32.0%  
 3FG % 1st Half: 2-5 40.0% 2nd half: 2-7 28.6% Game: 4-12 33.3%  
 FT % 1st Half: 4-5 80.0% 2nd half: 6-9 66.7% Game: 10-14 71.4%

Deadball Rebounds 1

Officials: Eric Koch, Roy Gulbeyan, Charlie Huest  
 Technical fouls: #18/15 South Carolina-None. Mississippi State-None.  
 Attendance: 1325

Score by periods	1st	2nd	Total
#18/15 South Carolina	28	32	60
Mississippi State	20	26	46

Last FG - SC 2nd-01:05, MS 2nd-01:30.  
 Largest lead - SC by 18 2nd-03:56, MS None.

Points	In Paint	Off T/O	2nd Chance	Fast Break	Bench
SC	24	17	13	8	13
MS	10	5	8	0	10

Score tied - 0 times.  
 Lead changed - 0 times.



Official Basketball Box Score -- Game Totals -- Final Statistics  
**#12/13 Tennessee vs #18/15 South Carolina**  
 01/03/13 9 p.m. at Columbia, S.C./Colonial Life Arena



**#12/13 Tennessee 73 • 10-3, 1-0 SEC**

#	Player	Total		3-Ptr		Rebounds			PF	TP	A TO Blk Stl			Min
		FG-FGA	FG-FGA	FT-FTA	Off Def Tot	PF	TP	A TO Blk Stl						
12	Graves, Bashaara	f	2-6	0-0	5-6	1	7	8	4	9	1	3	0	34
13	Spani, Taber	f	7-11	4-5	0-0	2	4	6	2	18	0	0	2	36
20	Harrison, Isabelle	c	9-12	0-0	0-0	2	12	14	1	18	1	3	7	23
05	Massengale, Ariel	g	4-8	2-3	0-0	4	0	0	0	13	3	1	0	31
10	Simmons, Meighan	g	4-14	0-3	2-2	0	3	3	2	10	4	2	1	35
01	Phillips, Jasmine	g	0-1	0-0	1-2	1	0	1	0	1	0	2	0	2
02	Jones, Jasmine	g	0-1	0-0	0-0	1	0	1	1	0	0	1	0	8
04	Williams, Kamiko	g	2-2	0-0	0-0	1	3	4	1	4	1	0	1	16
21	Moore, Nia	g	0-1	0-0	0-0	1	0	1	1	0	0	0	0	3
Team						1	0	1						
Totals			28-56	6-11	11-14	10	29	39	13	73	10	12	11	200

FG % 1st Half: 12-22 54.5% 2nd half: 16-34 47.1% Game: 28-56 50.0%  
 3FG % 1st Half: 3-4 75.0% 2nd half: 3-7 42.9% Game: 6-11 54.5%  
 FT % 1st Half: 5-6 83.3% 2nd half: 6-8 75.0% Game: 11-14 78.6%

Deadball Rebounds 2,2

**#18/15 South Carolina 53 • 12-2, 0-1 SEC**

#	Player		Total		3-Ptr		Rebounds			PF	TP	A TO Blk Stl			Min
			FG-FGA	FG-FGA	FT-FTA	Off	Def	Tot							
21	BRUNER, Ashley	f	4-10	0-0	4-8	4	2	6	0	12	1	1	0	4	29
24	WELCH, Aleighsa	f	3-7	0-0	0-1	3	2	5	2	6	0	1	0	0	22
02	WALKER, Ieasia	g	4-12	2-6	0-0	1	6	7	2	10	3	4	1	0	31
20	WHITE, Sancheon	g	3-9	0-2	1-2	3	4	7	1	7	1	1	0	0	28
25	MITCHELL, Tiffany	g	5-17	1-3	3-3	5	0	5	0	14	1	1	0	1	35
05	SESSIONS, Khadijah	g	0-1	0-1	1-2	0	1	1	1	1	0	1	0	1	9
12	MONTOUT, Wilka	g	0-2	0-1	0-0	2	0	2	1	0	0	1	0	0	12
31	DOZIER, Asia	g	1-7	1-5	0-0	1	1	2	0	3	0	1	0	0	17
33	IBIAM, Elem	g	0-4	0-0	0-0	0	3	3	2	0	0	0	1	0	17
Team						2	0	2							
Totals			20-69	4-18	9-16	21	19	40	9	53	6	11	2	6	200
FG % 1st Half: 12-31 38.7% 2nd half: 8-38 21.1% Game: 20-69 29.0% Deadball															
3FG % 1st Half: 3-7 42.9% 2nd half: 1-11 9.1% Game: 4-18 22.2% Rebounds															
FT % 1st Half: 4-5 80.0% 2nd half: 5-11 45.5% Game: 9-16 56.3% 4															



**2012-13 South Carolina Basketball**  
**South Carolina Points-Rebounds-Assists (as of Jan 10, 2013)**  
**All games**



Opponent	Date	Score	02	05	12	15	20	21	24	25	31	33	
ELON	11/09/12	77-44	w	13-4-4	8-0-0	1-2-2	6-3-3	8-1-2	15-3-0	9-9-1	9-2-3	4-10-0	4-11-0
at LATECH	11/12/12	82-58	w	10-3-8	3-1-1	12-3-0	4-1-0	4-8-2	17-2-3	14-8-1	13-8-0	5-2-5	DNP
	11/15/12	78-47	w	10-1-5	6-3-4	9-6-0	2-0-1	9-4-1	8-12-1	13-12-0	10-5-4	11-3-2	DNP
SSU	11/18/12	64-43	w	9-8-4	3-1-1	4-1-1	DNP	3-6-0	16-8-0	7-6-0	16-6-2	0-5-1	6-0-0
CU	11/22/12	45-34	w	6-2-1	2-1-1	3-2-0	DNP	0-6-0	5-12-2	16-11-1	7-8-2	5-3-0	1-5-0
vs HAM	11/23/12	65-46	w	6-1-2	5-1-2	2-5-1	DNP	11-5-2	15-4-1	14-11-0	8-11-3	2-1-1	2-4-0
vs FGCU	11/24/12	55-46	w	11-6-0	6-1-0	2-1-0	DNP	10-5-0	11-12-0	9-10-1	6-6-0	0-1-0	0-1-0
DREXEL	11/28/12	58-55	w	6-2-2	3-0-0	0-0-0	DNP	5-4-2	12-8-2	12-15-0	14-2-1	3-1-1	3-3-0
at SHU	12/2/12	55-42	w	6-3-1	3-1-1	2-1-0	DNP	8-1-0	9-7-2	14-10-0	13-11-1	0-1-0	0-1-0
	12/9/12	69-35	w	9-3-1	7-2-2	10-3-1	DNP	2-2-2	2-5-1	11-3-0	16-4-1	4-2-0	8-9-1
STAN	12/19/12	49-53	L	15-3-3	0-0-0	0-0-0	DNP	5-3-0	5-8-1	17-5-2	2-5-0	5-0-0	0-3-0
SCSU	12/21/12	65-45	w	0-1-3	8-1-1	2-1-0	DNP	3-1-0	1-8-4	16-14-0	21-11-2	3-4-3	11-2-0
WCU	12/29/12	66-44	w	9-1-4	7-2-2	6-2-0	DNP	7-2-2	4-5-2	8-6-2	12-2-1	5-2-1	8-9-1
UT	01/03/13	53-73	L	10-7-3	1-1-0	0-2-0	DNP	7-7-1	12-6-1	6-5-0	14-5-1	3-2-0	0-3-0
at MS	01/06/13	60-46	w	8-4-1	5-0-1	2-4-0	DNP	11-6-0	7-5-0	16-7-3	5-5-0	1-2-0	5-3-0
VANDY	01/10/13	64-48	w	12-3-5	4-2-1	3-2-2	DNP	5-8-2	9-7-3	13-5-1	7-3-0	2-1-1	9-2-0





## 2012-13 South Carolina Basketball

### South Carolina Team Game-by-Game Comparison (as of Jan 10, 2013)

#### All games



Opponent	1st	2nd	Score	Mar	Total FG	FG Pct	3-Pointers	3FG Pct	Free Throws	FT Pct	Rebounds	Assist	T/Over	Block	Steal	Fouls	
ELON	41/25	36/19	77-44	+33	31-70/16-54	.443/.296	0-14/2-7	.000/.286	15-30/10-13	.500/.769	53/33	+20	15/4	15/22	3/3	14/7	12/23
Louisiana Tech	40/27	42/31	82-58	+24	30-61/20-51	.492/.392	6-16/3-11	.375/.273	16-25/15-24	.640/.625	42/27	+15	20/12	7/12	4/0	9/3	17/19
SAVANNAH STATE	40/20	38/27	78-47	+31	31-67/18-50	.463/.360	9-25/2-5	.360/.400	7-13/9-16	.538/.563	50/26	+24	18/8	12/12	1/5	4/6	14/13
CLEMSON	31/18	33/25	64-43	+21	21-53/11-46	.396/.239	0-14/1-10	.000/.100	22-35/20-24	.629/.833	46/28	+18	9/6	21/20	2/7	13/10	19/30
Hampton	19/13	26/21	45-34	+11	15-46/11-57	.326/.193	5-13/2-12	.385/.167	10-27/10-16	.370/.625	57/32	+25	7/6	29/15	1/1	5/13	12/22
Florida Gulf Coast	32/26	33/20	65-46	+19	27-61/16-44	.443/.364	4-15/7-29	.267/.241	7-13/7-11	.538/.636	46/20	+26	12/9	15/16	0/2	6/6	14/19
DePaul	22/21	33/25	55-46	+9	21-51/19-64	.412/.297	0-6/4-18	.000/.222	13-29/4-6	.448/.667	47/31	+16	11/12	14/11	3/0	5/6	10/21
DREXEL	22/36	33/19	58-55	+3	21-62/22-52	.339/.423	7-17/7-12	.412/.583	9-20/4-6	.450/.667	38/37	+1	8/12	10/17	7/7	13/4	9/15
Seton Hall	24/22	31/20	55-42	+13	19-53/18-45	.358/.400	4-13/4-8	.308/.500	13-28/2-4	.464/.500	38/26	+12	5/11	14/20	3/5	11/11	8/23
FURMAN	37/20	32/15	69-35	+34	28-66/11-46	.424/.239	1-15/3-10	.067/.300	12-19/10-10	.632/1000	40/33	+7	9/2	8/24	9/2	15/0	11/15
#1/1 STANFORD	19/24	30/29	49-53	(4)	18-63/19-47	.286/.404	4-15/0-4	.267/.000	9-14/15-17	.643/.882	31/42	(11)	6/4	7/18	2/11	10/4	19/15
SC STATE	33/21	32/24	65-45	+20	17-50/15-49	.340/.306	4-18/1-11	.222/.091	27-44/14-18	.614/.778	46/30	+16	13/9	20/22	5/6	12/11	11/33
WESTERN CAROLINA	29/18	37/26	66-44	+22	28-56/18-46	.500/.391	6-9/3-6	.667/.500	4-14/5-8	.286/.625	33/29	+4	15/8	10/20	8/2	10/4	12/16
#12/13 TENNESSEE	31/32	22/41	53-73	(20)	20-69/28-56	.290/.500	4-18/6-11	.222/.545	9-16/11-14	.563/.786	40/39	+1	6/10	11/12	2/11	6/4	9/13
Mississippi State	28/20	32/26	60-46	+14	14-39/16-50	.359/.320	0-2/4-12	.000/.333	32-50/10-14	.640/.714	40/30	+10	5/5	12/13	3/7	6/2	16/29
VANDERBILT	36/20	28/28	64-48	+16	25-52/13-49	.481/.265	3-12/2-7	.250/.286	11-22/20-22	.500/.909	35/31	+4	15/10	17/18	7/2	7/3	20/20

Note: Game totals are displayed in the format TEAM/OPPONENT for each category



**2012-13 South Carolina Basketball**  
**South Carolina Game-by-Game Highs (as of Jan 10, 2013)**  
**All games**



Opponent	Date	Score	Points	Rebounds	Assists	Steals	Blocked shots
ELON	11/09/12	77-44	15-BRUNER, Ashley	11-IBIAM, Elem	4-WALKER, leasia	5-DAVIS, Tiffany	2-IBIAM, Elem
at Louisiana Tech	11/12/12	82-58	17-BRUNER, Ashley	8-WELCH, Aleighsa MITCHELL, Tiffany WHITE, Sancheon	8-WALKER, leasia	2-WHITE, Sancheon WALKER, leasia WELCH, Aleighsa DOZIER, Asia	2-WELCH, Aleighsa
SAVANNAH STATE	11/15/12	78-47	13-WELCH, Aleighsa	12-BRUNER, Ashley WELCH, Aleighsa	5-WALKER, leasia	3-SESSIONS, Khadij	1-MONTOUT, Wilka
CLEMSON	11/18/12	64-43	16-MITCHELL, Tiffany BRUNER, Ashley	8-BRUNER, Ashley WALKER, leasia	4-WALKER, leasia	4-WALKER, leasia	1-WELCH, Aleighsa WHITE, Sancheon
vs Hampton	11/22/12	45-34	16-WELCH, Aleighsa	12-BRUNER, Ashley	2-MITCHELL, Tiffany BRUNER, Ashley	1-MONTOUT, Wilka WELCH, Aleighsa MITCHELL, Tiffany WHITE, Sancheon BRUNER, Ashley	1-IBIAM, Elem
vs Florida Gulf Coast	11/23/12	65-46	15-BRUNER, Ashley	11-WELCH, Aleighsa MITCHELL, Tiffany	3-MITCHELL, Tiffany	3-WHITE, Sancheon	None
vs DePaul	11/24/12	55-46	11-BRUNER, Ashley WALKER, leasia	12-BRUNER, Ashley	1-WELCH, Aleighsa	2-MITCHELL, Tiffany	1-WALKER, leasia BRUNER, Ashley MONTOUT, Wilka
DREXEL	11/28/12	58-55	14-MITCHELL, Tiffany	15-WELCH, Aleighsa	2-WHITE, Sancheon BRUNER, Ashley WALKER, leasia	4-BRUNER, Ashley	4-WHITE, Sancheon
at Seton Hall	12/2/12	55-42	14-WELCH, Aleighsa	11-MITCHELL, Tiffany	2-BRUNER, Ashley	5-BRUNER, Ashley	1-IBIAM, Elem WALKER, leasia WHITE, Sancheon
FURMAN	12/9/12	69-35	16-MITCHELL, Tiffany	9-IBIAM, Elem	2-SESSIONS, Khadij WHITE, Sancheon	5-MITCHELL, Tiffany WALKER, leasia	2-WHITE, Sancheon MONTOUT, Wilka BRUNER, Ashley
#1/1 STANFORD	12/19/12	49-53	17-WELCH, Aleighsa	8-BRUNER, Ashley	3-WALKER, leasia	4-WALKER, leasia	1-WHITE, Sancheon MITCHELL, Tiffany
SC STATE	12/21/12	65-45	21-MITCHELL, Tiffany	14-WELCH, Aleighsa	4-BRUNER, Ashley	6-WALKER, leasia	2-BRUNER, Ashley WALKER, leasia
WESTERN CAROLINA	12/29/12	66-44	12-MITCHELL, Tiffany	9-IBIAM, Elem	4-WALKER, leasia	5-WALKER, leasia	5-IBIAM, Elem
#12/13 TENNESSEE	01/03/13	53-73	14-MITCHELL, Tiffany	7-WHITE, Sancheon WALKER, leasia	3-WALKER, leasia	4-BRUNER, Ashley	1-IBIAM, Elem WALKER, leasia
at Mississippi State	01/06/13	60-46	16-WELCH, Aleighsa	7-WELCH, Aleighsa	3-WELCH, Aleighsa	3-WHITE, Sancheon	2-IBIAM, Elem
VANDERBILT	01/10/13	64-48	13-WELCH, Aleighsa	8-WHITE, Sancheon	5-WALKER, leasia	3-WHITE, Sancheon WALKER, leasia	3-WHITE, Sancheon



**2012-13 South Carolina Basketball**  
**South Carolina Combined Team Statistics (as of Jan 10, 2013)**  
**Conference games**



<b>RECORD:</b>	<b>OVERALL</b>	<b>HOME</b>	<b>AWAY</b>	<b>NEUTRAL</b>
ALL GAMES	2-1	1-1	1-0	0-0
CONFERENCE	2-1	1-1	1-0	0-0
NON-CONFERENCE	0-0	0-0	0-0	0-0

#	Player	gp-gs	min	avg	Total	3-Point	F-Throw	Rebounds	pf	dq	a	to	blk	stl	pts	avg
					fg-fga	fg%	3fg-fga	3fg%	ft-fa	ft%	off	def	tot	avg		
24	WELCH, Aleighsa	3-3	82	27.3	14-24	.583	0-0	.000	7-11	.636	8	9	17	5.7	8	0
02	WALKER, leasia	3-3	93	31.0	11-29	.379	3-9	.333	5-10	.500	2	12	14	4.7	5	0
21	BRUNER, Ashley	3-3	81	27.0	9-20	.450	0-0	.000	10-26	.385	5	13	18	6.0	6	0
25	MITCHELL, Tiffany	3-3	90	30.0	8-27	.296	2-4	.500	8-9	.889	7	6	13	4.3	6	0
20	WHITE, Sancheon	3-3	89	29.7	9-23	.391	0-3	.000	5-7	.714	8	13	21	7.0	7	0
33	IBIAM, Elem	3-0	49	16.3	5-15	.333	0-0	.000	4-8	.500	2	6	8	2.7	6	0
05	SESSIONS, Khadijah	3-0	35	11.7	0-4	.000	0-4	.000	10-13	.769	0	3	3	1.0	4	0
31	DOZIER, Asia	3-0	46	15.3	2-12	.167	1-8	.125	1-2	.500	2	3	5	1.7	1	0
12	MONTOUT, Wilka	3-0	35	11.7	1-6	.167	1-4	.250	2-2	1.000	4	4	8	2.7	2	0
Team											6	2	8			
Total.....		3	600		59-160	.369	7-32	.219	52-88	.591	44	71	115	38.3	45	0
Opponents.....		3	600		57-155	.368	12-30	.400	41-50	.820	30	70	100	33.3	62	2

<b>TEAM STATISTICS</b>	<b>SC</b>	<b>OPP</b>
SCORING	177	167
Points per game	59.0	55.7
Scoring margin	+3.3	-
FIELD GOALS-ATT	59-160	57-155
Field goal pct	.369	.368
3 POINT FG-ATT	7-32	12-30
3-point FG pct	.219	.400
3-pt FG made per game	2.3	4.0
FREE THROWS-ATT	52-88	41-50
Free throw pct	.591	.820
F-Throws made per game	17.3	13.7
REBOUNDS	115	100
Rebounds per game	38.3	33.3
Rebounding margin	+5.0	-
ASSISTS	26	25
Assists per game	8.7	8.3
TURNOVERS	40	43
Turnovers per game	13.3	14.3
Turnover margin	+1.0	-
Assist/turnover ratio	0.7	0.6
STEALS	19	9
Steals per game	6.3	3.0
BLOCKS	12	20
Blocks per game	4.0	6.7
ATTENDANCE	6749	1325
Home games-Avg/Game	2-3374	1-1325
Neutral site-Avg/Game	-	0-0

<b>Date</b>	<b>Opponent</b>		<b>Score</b>	<b>Att.</b>
* 01/03/13	#12/13 TENNESSEE	L	53-73	3939
* 01/06/13	at Mississippi State	W	60-46	1325
* 01/10/13	VANDERBILT	W	64-48	2810

< = U.S. Virgin Islands Paradise Jam (St. Thomas, USVI)

\* = SEC Game

^ = SEC Tournament (Duluth, Ga.)

<b>Score by Periods</b>	<b>1st</b>	<b>2nd</b>	<b>Totals</b>
South Carolina	95	82	177
Opponents	72	95	167



**2012-13 South Carolina Basketball**  
**South Carolina Combined Team Statistics (as of Jan 10, 2013)**  
**All games**



<b>RECORD:</b>	<b>OVERALL</b>	<b>HOME</b>	<b>AWAY</b>	<b>NEUTRAL</b>
ALL GAMES	14-2	8-2	3-0	3-0
CONFERENCE	2-1	1-1	1-0	0-0
NON-CONFERENCE	12-1	7-1	2-0	3-0

					Total		3-Point		F-Throw		Rebounds												
##	Player	gp-gs	min	avg	fg-fga	fg%	3fg-fga	3fg%	ft-fa	ft%	off	def	tot	avg	pf	dq	a	to	blk	stl	pts	avg	
24	WELCH, Aleighsa	16-16	429	26.8	72-109	.661	1-1	1.000	50-74	.676	70	67	137	8.6	23	0	12	26	3	11	195	12.2	
25	MITCHELL, Tiffany	16-16	453	28.3	63-149	.423	12-28	.429	35-65	.538	34	60	94	5.9	33	0	21	39	2	23	173	10.8	
21	BRUNER, Ashley	16-16	445	27.8	61-140	.436	0-3	.000	26-86	.302	50	62	112	7.0	25	0	23	37	9	26	148	9.3	
02	WALKER, leasia	16-16	494	30.9	47-136	.346	19-58	.328	27-45	.600	16	36	52	3.3	26	0	47	44	8	37	140	8.8	
20	WHITE, Sancheon	16-16	432	27.0	39-106	.368	6-22	.273	14-19	.737	30	39	69	4.3	29	0	16	14	13	21	98	6.1	
05	SESSIONS, Khadijah	16-0	227	14.2	20-54	.370	3-21	.143	28-43	.651	8	9	17	1.1	12	0	17	19	2	11	71	4.4	
33	IBIAM, Elem	14-0	210	15.0	22-58	.379	0-0	.000	13-28	.464	22	34	56	4.0	20	0	2	8	14	3	57	4.1	
15	DAVIS, Tiffany	3-0	40	13.3	4-8	.500	1-4	.250	3-4	.750	1	3	4	1.3	2	0	4	2	0	5	12	4.0	
12	MONTOUT, Wilka	16-0	229	14.3	21-72	.292	4-21	.190	12-17	.706	21	14	35	2.2	19	0	7	12	5	3	58	3.6	
31	DOZIER, Asia	16-0	266	16.6	17-87	.195	11-64	.172	8-18	.444	14	26	40	2.5	24	1	15	14	4	6	53	3.3	
	Team										30	36	66					7					
	Total.....	16	3225		366-919	.398	57-222	.257	216-399	.541	296	386	682	42.6	213	1	164	222	60	146	1005	62.8	
	Opponents.....	16	3225		271-806	.336	51-173	.295	166-223	.744	156	338	494	30.9	326	14	128	272	71	94	759	47.4	

<b>TEAM STATISTICS</b>	<b>SC</b>	<b>OPP</b>	<b>Date</b>	<b>Opponent</b>	<b>Score</b>	<b>Att.</b>
SCORING	1005	759	11/09/12	ELON	w 77-44	2912
Points per game	62.8	47.4	11/12/12	at Louisiana Tech	w 82-58	2160
Scoring margin	+15.4	-	11/15/12	SAVANNAH STATE	w 78-47	2480
FIELD GOALS-ATT	366-919	271-806	11/18/12	CLEMSON	w 64-43	4893
Field goal pct	.398	.336	< 11/22/12	vs Hampton	w 45-34	424
3 POINT FG-ATT	57-222	51-173	< 11/23/12	vs Florida Gulf Coast	w 65-46	486
3-point FG pct	.257	.295	< 11/24/12	vs DePaul	w 55-46	427
3-pt FG made per game	3.6	3.2	11/28/12	DREXEL	Wot 58-55	2675
FREE THROWS-ATT	216-399	166-223	12/2/12	at Seton Hall	w 55-42	432
Free throw pct	.541	.744	12/9/12	FURMAN	w 69-35	2618
F-Throws made per game	13.5	10.4	12/19/12	#1/1 STANFORD	L 49-53	8118
REBOUNDS	682	494	12/21/12	SC STATE	w 65-45	3874
Rebounds per game	42.6	30.9	12/29/12	WESTERN CAROLINA	w 66-44	3248
Rebounding margin	+11.8	-	* 01/03/13	#12/13 TENNESSEE	L 53-73	3939
ASSISTS	164	128	* 01/06/13	at Mississippi State	w 60-46	1325
Assists per game	10.3	8.0	* 01/10/13	VANDERBILT	w 64-48	2810
TURNOVERS	222	272				
Turnovers per game	13.9	17.0				
Turnover margin	+3.1	-				
Assist/turnover ratio	0.7	0.5				
STEALS	146	94				
Steals per game	9.1	5.9				
BLOCKS	60	71				
Blocks per game	3.8	4.4				
ATTENDANCE	37567	5254				
Home games-Avg/Game	10-3757	3-1306				
Neutral site-Avg/Game	-	3-446				

< = U.S. Virgin Islands Paradise Jam (St. Thomas, USVI)

\* = SEC Game

^ = SEC Tournament (Duluth, Ga.)

<b>Score by Periods</b>	<b>1st</b>	<b>2nd</b>	<b>OT</b>	<b>Totals</b>
South Carolina	484	518	3	1005
Opponents	363	396	0	759