



2011-12 SOUTH CAROLINA BASKETBALL

OPENING TIP

Date: Tuesday, November 22, 2011

Tipoff: 7 p.m. ET

Location: Columbia, S.C.

Arena: Colonial Life Arena

Series: First Meeting

Television: SportSouth (check local listings)

Talent: Andy Demetra (pxp), Daymeon Fishback (analyst)

Radio: Derek Scott (pxp), Casey Manning (analyst)

GAME 4



SOUTH CAROLINA GAMECOCKS (1-2)

- VS -

MISSISSIPPI VALLEY STATE DELTA DEVILS (0-3)



Ranking: AP/Coaches (-/-)
Last Five: 1-2
Head Coach: Darrin Horn
Record at SC: 51-44 (4th)
Career Rec.: 162-92 (9th)
vs. MVSU: 0-0
SID: Emily Feeney

Stat Leaders:
Points: Smith (11.0)
Rebounds: Cooke/Harris (6.0)
Assists: Jackson (3.0)
Blocks: Harris (1.7)
Steals: 3 with 1.7

Ranking: AP/Coaches (-/-)
Last Five: 0-3
Head Coach: Sean Woods
Record at MVSU: 29-70 (4th)
Career Rec.: Same
vs. SC: 0-0

Stat Leaders:
Points: Arrington (13.0)
Rebounds: Studivant (8.6)
Assists: Burwell (3.6)
Blocks: Studivant (1.0)
Steals: Cox (2.0)

2011-12 SCHEDULE

DATE	OPPONENT (TV)	TIME/RESULT
Nov. 3	Kentucky Wesleyan* (SS)	W, 69-59
Nov. 11	Western Carolina (SS)	W, 75-50
Nov. 15	at Elon (SS)	L, 58-53
<i>Las Vegas Invitational</i>		
Nov. 20	Tennessee State (SS)	L, 64-63
Nov. 22	Mississippi Valley State (SS)	7 p.m.
Nov. 25	No. 1 North Carolina (ESPN2)	10 p.m.
Nov. 26	Southern California or UNLV	TBA
<i>Big East/SEC Challenge</i>		
Dec. 1	Providence (ESPN)	7 p.m.
Dec. 4	at Clemson (ESPNU)	3:30 p.m.
Dec. 13	Presbyterian (SS)	7 p.m.
Dec. 17	Ohio State (ESPN)	12 p.m.
Dec. 21	Southeastern Louisiana (SS)	7 p.m.
Dec. 28	Wofford (CSS)	7 p.m.
Dec. 31	USC Upstate (SS)	12 p.m.
Jan. 3	SC State	7 p.m.
Jan. 7	at Kentucky* (SECN)	4 p.m.
Jan. 10	Vanderbilt* (ESPNU)	9 p.m.
Jan. 14	Florida* (CSS)	7 p.m.
Jan. 21	at Auburn* (SECN)	1:30 p.m.
Jan. 25	Alabama* (SECN)	8 p.m.
Jan. 28	at Ole Miss* (FSN)	7 p.m.
Feb. 2	at Florida* (ESPN/ESPN2)	9 p.m.
Feb. 4	Kentucky* (ESPN/ESPN2)	6 p.m.
Feb. 8	at Tennessee* (SECN)	8 p.m.
Feb. 11	at Arkansas* (SECN)	1:30 p.m.
Feb. 15	Georgia* (CSS)	7 p.m.
Feb. 18	LSU* (SECN)	1:30 p.m.
Feb. 22	at Vanderbilt* (SECN)	8 p.m.
Feb. 25	Tennessee* (FSN)	8 p.m.
Feb. 29	Mississippi State* (SECN)	8 p.m.
March 3	at Georgia* (SECN)	1:30 p.m.
<i>SEC Tournament</i>		
March 10	First Round (SECN)	TBA
March 11	Quarterfinals (SECN)	TBA
March 12	Semifinals (ABC)	TBA
March 13	Finals (ABC)	TBA

All home games in **bold** | All times listed Eastern

* indicates SEC contest | & indicates exhibition | **SS**-SportSouth |

SECN-SEC Network | **CSS**-CharterSports SE

PROBABLE STARTERS

South Carolina	Ht.	Wt.	Yr.	Hometown	PPG	RPG	MPG
G - #30, Lakeem Jackson	6-5	238	Jr.	Charlotte, N.C.	7.3	5.3	24.3
G - #32, Damien Leonard	6-4	192	Fr.	Greenville, S.C.	5.7	1.3	24.3
F - #13, Anthony Gill	6-8	235	Fr.	Charlotte, N.C.	8.3	5.0	24.0
F - #15, Malik Cooke	6-6	215	R-Sr.	Charlotte, N.C.	9.7	6.0	28.3
F - #24, Damontre Harris	6-9	226	So.	Fayetteville, N.C.	5.3	6.0	20.3
MVSU	Ht.	Wt.	Yr.	Hometown	PPG	RPG	MPG
12 - #12, Amos Studivant	6-8	230	Sr.	Bessemer, Ala.	10.0	8.7	30.0
23 - #23, Falando Jones	6-4	212	Sr.	Greenwood, Miss.	8.0	3.0	26.0
32 - #32, Paul Crosby	6-8	245	Sr.	Lansing, Mich.	8.7	3.3	27.7
3 - #3, Terrence Joyner	6-3	180	Jr.	Mendenhall, Miss.	9.3	4.3	25.3
25 - #25, Kevin Burwell	5-10	185	Sr.	Philadelphia, Penn.	9.0	5.3	34.3

CAROLINA QUICK HITS

- South Carolina is in its 104th season of basketball.
- The Gamecocks are led by fourth-year head coach Darrin Horn.
- South Carolina began play in the Continental Tire Las Vegas Invitational with a 64-63 loss to Tennessee State on Sunday at Colonial Life Arena.
- South Carolina sophomore guard Eric Smith tallied a career high 18 points in just 18 minutes vs. Tennessee State. The Mullins, S.C., native hit 6-of-10 from the floor, including a stellar 5-of-7 from 3-point range. Smith's previous career high was nine points.
- Several Gamecocks were in foul trouble early in the contest vs. Tennessee State. Freshman forward Anthony Gill played just two minutes in the opening half, while fellow starter Damontre Harris played just seven.
- Tuesday's contest vs. Mississippi Valley State marks the second in a stretch of four games in seven days. Carolina played Tennessee State on Sunday, MVSU on Tuesday and will play top-ranked North Carolina on Friday before a matchup between either Southern California or UNLV on Saturday.
- Tuesday's game marks the first meeting between South Carolina and Mississippi Valley State.
- After not having a player reach double-figure points at Elon, the Gamecocks saw four tally 10 or more points against Tennessee State. Smith led the way with 18, while junior guard/forward Lakeem Jackson added 12 and senior Malik Cooke and sophomore RJ Slawson each contributed 10.
- The Gamecocks have out-rebounded their opponent in all three games this season.
- Looking ahead, should North Carolina still be ranked as the No. 1 team in the AP poll when the two teams meet next week, it would mark the ninth time the Gamecocks would play the AP No. 1. The last time South Carolina faced the top-ranked team the Gamecocks earned a thrilling 68-62 victory over Kentucky at Colonial Life Arena on Jan. 26, 2010, for their first win over a No. 1. The Gamecocks have played UNC when the Tar Heels have been ranked as the AP No. 1 three previous times, all during the 1957 calendar year.
- South Carolina is 78-30 (.722) all-time in the month of November. Carolina went 4-1 last season during the month.
- South Carolina earned a 75-50 victory over Western Carolina in the season opener on Nov. 11. Freshman forward Anthony Gill paced Carolina with 14 points, while sophomore guard Brenton Williams impressed, scoring 13 points on 5-of-8 shooting from the floor, while collecting five steals.
- Carolina's 12 3-point field goal attempts versus Western Carolina rank as the second-fewest in the Darrin Horn era. The Gamecocks have attempted just 12 on six occasions, with the most recent in a 74-61 win over Delaware State on Dec. 1, 2010. Under Horn, the fewest attempts by Carolina in a game is 10, which has happened three times.





SOUTH CAROLINA GAMECOCKS

OVERALL: 1-2; SEC: 0-0; HOME: 1-1; AWAY: 0-1; NEUTRAL: 0-0

1		BRENTON WILLIAMS - So. - G - 5-11 - 172 - Kissimmee, Fla. <table><tr><th>MIN</th><th>PTS</th><th>RBS</th><th>AST</th><th>FG%</th><th>3FG%</th><th>FT%</th></tr><tr><td>10.7</td><td>5.7</td><td>1.0</td><td>0.3</td><td>.500</td><td>.400</td><td>.750</td></tr></table>	MIN	PTS	RBS	AST	FG%	3FG%	FT%	10.7	5.7	1.0	0.3	.500	.400	.750	<ul style="list-style-type: none">Junior college transfer from Santa Fe CollegeExplosive in season opener versus Western Carolina, scoring 13 points on 5-of-8 field goals ... Also collected 5 steals vs. WCUWill miss the next three games with a left knee sprain suffered early in the first half vs. Tennessee State on Nov. 20
MIN	PTS	RBS	AST	FG%	3FG%	FT%											
10.7	5.7	1.0	0.3	.500	.400	.750											
2		BRIAN RICHARDSON - So. - G - 6-4 - 171 - Wilson, N.C. <table><tr><th>MIN</th><th>PTS</th><th>RBS</th><th>AST</th><th>FG%</th><th>3FG%</th><th>FT%</th></tr><tr><td>18.7</td><td>3.0</td><td>0.7</td><td>1.0</td><td>.190</td><td>.071</td><td>.000</td></tr></table>	MIN	PTS	RBS	AST	FG%	3FG%	FT%	18.7	3.0	0.7	1.0	.190	.071	.000	<ul style="list-style-type: none">Saw action in all 30 contests with 24 starts last season as a freshmanRecorded nine double-figure scoring games, including two games with 15 or more points last seasonWas solid in season opener win over Western Carolina, posting five points, one assist and one steal in 19 minutes
MIN	PTS	RBS	AST	FG%	3FG%	FT%											
18.7	3.0	0.7	1.0	.190	.071	.000											
5		ERIC SMITH - So. - G - 5-11 - 210 - Mullins, S.C. <table><tr><th>MIN</th><th>PTS</th><th>RBS</th><th>AST</th><th>FG%</th><th>3FG%</th><th>FT%</th></tr><tr><td>17.0</td><td>11.0</td><td>1.0</td><td>2.3</td><td>.619</td><td>.545</td><td>.250</td></tr></table>	MIN	PTS	RBS	AST	FG%	3FG%	FT%	17.0	11.0	1.0	2.3	.619	.545	.250	<ul style="list-style-type: none">Saw action in 28 games last season as a freshmanDished 1.5 assists per game last seasonPosted a career high 18 points on stellar shooting versus Tennessee State; hitting 6-of-10 attempts, including a 5-of-7 mark from 3-point range
MIN	PTS	RBS	AST	FG%	3FG%	FT%											
17.0	11.0	1.0	2.3	.619	.545	.250											
13		ANTHONY GILL - Fr. - F - 6-8 - 235 - Charlotte, N.C. <table><tr><th>MIN</th><th>PTS</th><th>RBS</th><th>AST</th><th>FG%</th><th>3FG%</th><th>FT%</th></tr><tr><td>24.0</td><td>8.3</td><td>5.0</td><td>1.3</td><td>.733</td><td>1.000</td><td>.400</td></tr></table>	MIN	PTS	RBS	AST	FG%	3FG%	FT%	24.0	8.3	5.0	1.3	.733	1.000	.400	<ul style="list-style-type: none">Averaged 19.3 points, 9.0 rebounds, 2 assists, 1 block and 1 steal as a seniorLed team in both exhibition play and season opener with 14 pointsPlayed a game high 23 minutes vs. WCU, hitting 6-of-7 shot attempts, including a 1-of-1 mark from 3-point rangeWas in foul trouble early vs. Tennessee State, scored two points and 3 assists
MIN	PTS	RBS	AST	FG%	3FG%	FT%											
24.0	8.3	5.0	1.3	.733	1.000	.400											
15		MALIK COOKE - R-Sr. - F - 6-6 - 215 - Charlotte, N.C. <table><tr><th>MIN</th><th>PTS</th><th>RBS</th><th>AST</th><th>FG%</th><th>3FG%</th><th>FT%</th></tr><tr><td>28.3</td><td>9.7</td><td>6.0</td><td>1.3</td><td>.333</td><td>.222</td><td>.700</td></tr></table>	MIN	PTS	RBS	AST	FG%	3FG%	FT%	28.3	9.7	6.0	1.3	.333	.222	.700	<ul style="list-style-type: none">Lone senior on the team; emerged into team leader over the summer and throughout fall practice and trainingSaw action 30 contests last season, 17 starts; 15 double-figure scoring gamesBlocked three shots and tallied 10 points, while collecting six rebounds in contest vs. Tennessee State
MIN	PTS	RBS	AST	FG%	3FG%	FT%											
28.3	9.7	6.0	1.3	.333	.222	.700											
23		BRUCE ELLINGTON - So. - G - 5-9 - 197 - Moncks Corner, S.C. <table><tr><th>** MIN</th><th>PTS</th><th>RBS</th><th>AST</th><th>FG%</th><th>3FG%</th><th>FT%</th></tr><tr><td>30.9</td><td>12.8</td><td>3.3</td><td>3.2</td><td>.326</td><td>.308</td><td>.635</td></tr></table>	** MIN	PTS	RBS	AST	FG%	3FG%	FT%	30.9	12.8	3.3	3.2	.326	.308	.635	<ul style="list-style-type: none">Currently playing for the South Carolina football teamWill return to the basketball squad at the conclusion of the football season
** MIN	PTS	RBS	AST	FG%	3FG%	FT%											
30.9	12.8	3.3	3.2	.326	.308	.635											
24		DAMONTRE HARRIS - So. - F - 6-9 - 226 - Fayetteville, N.C. <table><tr><th>MIN</th><th>PTS</th><th>RBS</th><th>BLK</th><th>FG%</th><th>3FG%</th><th>FT%</th></tr><tr><td>20.3</td><td>5.3</td><td>6.0</td><td>1.7</td><td>.417</td><td>.000</td><td>.600</td></tr></table>	MIN	PTS	RBS	BLK	FG%	3FG%	FT%	20.3	5.3	6.0	1.7	.417	.000	.600	<ul style="list-style-type: none">Sophomore forward who saw action in 29 games last season with 19 startsSuffered toe injury during preseason, but returned to practice prior to the exhibition vs. Kentucky WesleyanBlocked two shots and collected three steals in season opener vs. WCUCollected a game high 10 rebounds at Elon
MIN	PTS	RBS	BLK	FG%	3FG%	FT%											
20.3	5.3	6.0	1.7	.417	.000	.600											
30		LAKEEM JACKSON - Jr. - F - 6-5 - 238 - Charlotte, N.C. <table><tr><th>MIN</th><th>PTS</th><th>RBS</th><th>AST</th><th>FG%</th><th>3FG%</th><th>FT%</th></tr><tr><td>24.3</td><td>7.3</td><td>5.3</td><td>3.0</td><td>.643</td><td>.000</td><td>.571</td></tr></table>	MIN	PTS	RBS	AST	FG%	3FG%	FT%	24.3	7.3	5.3	3.0	.643	.000	.571	<ul style="list-style-type: none">Experienced junior who will see time at the point guard position this seasonWas solid in win over Western Carolina; dished five assists with zero turnovers; collected a game high 10 reboundsTallied 12 points and three assists in contest vs. Tennessee State
MIN	PTS	RBS	AST	FG%	3FG%	FT%											
24.3	7.3	5.3	3.0	.643	.000	.571											
32		DAMIEN LEONARD - Fr. - G - 6-4 - 192 - Greenville, S.C. <table><tr><th>MIN</th><th>PTS</th><th>RBS</th><th>AST</th><th>FG%</th><th>3FG%</th><th>FT%</th></tr><tr><td>24.3</td><td>5.7</td><td>1.3</td><td>1.3</td><td>.156</td><td>.143</td><td>.667</td></tr></table>	MIN	PTS	RBS	AST	FG%	3FG%	FT%	24.3	5.7	1.3	1.3	.156	.143	.667	<ul style="list-style-type: none">Highly-touted shooting guard; averaged 22.4 points, 6.5 rebounds and 2.0 assists per game as a seniorTallied nine points in exhibition play vs. Kentucky Wesleyan on Nov. 3Has struggled from the floor; posted five points, two assists and two steals vs. Tennessee State
MIN	PTS	RBS	AST	FG%	3FG%	FT%											
24.3	5.7	1.3	1.3	.156	.143	.667											
33		RJ SLAWSON - So. - F - 6-8 - 207 - Charleston, S.C. <table><tr><th>MIN</th><th>PTS</th><th>RBS</th><th>BLK</th><th>FG%</th><th>3FG%</th><th>FT%</th></tr><tr><td>20.0</td><td>6.3</td><td>4.0</td><td>0.3</td><td>.438</td><td>.000</td><td>.625</td></tr></table>	MIN	PTS	RBS	BLK	FG%	3FG%	FT%	20.0	6.3	4.0	0.3	.438	.000	.625	<ul style="list-style-type: none">Sophomore forward who saw action in 28 games as a freshmanWas solid in season opener, hitting 3-of-4 shots for 7 points; also collected three reboundsMatched career high with 10 points vs. Tennessee State; also collected six rebounds
MIN	PTS	RBS	BLK	FG%	3FG%	FT%											
20.0	6.3	4.0	0.3	.438	.000	.625											
45		CARLTON GEATHERS - R-Fr. - 6-10 - 250 - Georgetown, S.C. <table><tr><th>MIN</th><th>PTS</th><th>RBS</th><th>BLK</th><th>FG%</th><th>3FG%</th><th>FT%</th></tr><tr><td>12.3</td><td>1.3</td><td>3.0</td><td>0.7</td><td>.400</td><td>.000</td><td>.000</td></tr></table>	MIN	PTS	RBS	BLK	FG%	3FG%	FT%	12.3	1.3	3.0	0.7	.400	.000	.000	<ul style="list-style-type: none">Redshirt-freshman forward who will see first action of his career in 2011-12Tallied two points and collected two rebounds in 10 minutes versus Kentucky Wesleyan in exhibition play on Nov. 3Collected six rebounds in first career game, while blocking one shot and adding four points in 16 minutes
MIN	PTS	RBS	BLK	FG%	3FG%	FT%											
12.3	1.3	3.0	0.7	.400	.000	.000											

** stats listed based off of final 2010-11 statistics

INTERVIEW POLICIES

All interview requests must be made in advance to SID Emily Feeney in the South Carolina Media Relations Office. Beginning with the start of practice in October, Feeney will release a weekly coach and player availability schedule to media no later than 9 a.m. each Monday morning during the season.

Post-Game Interview Policy: After each home game, the visiting coach will address the media first, followed by South Carolina head coach Darrin Horn and then South Carolina players. (Depending on deadline and during non-conference season, this may be altered on a game-by-game basis)

Road Interview Policy: Interviews with Coach Horn while on the road will be scheduled according to the home post-game media procedure. No player interviews are allowed until after the game once the team leaves Columbia.

All interviews are to be coordinated through the Media Relations Office. This allows the staff to arrange the interview when it best suits the student-athlete's and the reporter's schedules. Please contact the Media Relations Office in advance to make your interview requests. Media are not permitted to contact student-athletes on their own at any time.

All interviews will take place at the designated media interview site for that day as listed in the weekly availability schedule or in the Media Relations Office.

Dormitory, apartment and cell phone numbers for student-athletes will not be provided to the media. Should you need to conduct a telephone interview with a student-athlete, a call will be placed to you from the student-athlete at a mutually agreeable time.

SOUTH CAROLINA MEDIA RELATIONS

Emily Feeney, primary contact

Assistant Director

cell: 803-727-3284

e-mail: efeeney@mailbox.sc.edu

Website: www.GamecocksOnline.com

Facebook: www.Facebook.com/gamecocksonline

Twitter: @GamecockMBB

2011-12 STAT COMPARISON

	SC	MVSU
Record	1-2	0-3
Conference Record	-	
Current Streak	L2	L3
Scoring Avg.	63.7	70.6
Opponent Scoring Avg.	57.3	87.0
Scoring Margin	+6.3	-16.4
Field Goal %	.404	.407
Opponent Field Goal %	.403	.472
3-Point Field Goal %	.231	.281
Opponent 3-Point Field Goal %	.393	.370
3-Point Field Goal Made PG	5.0	6.0
3-Point Field Goal Attempts PG	21.7	21.3
Free Throw %	.593	.667
Opponent Free Throw %	.646	.641
Rebounding Avg.	36.7	36.3
Opponent Rebounding Avg.	31.7	45.0
Rebounding Margin	+5.0	-8.7
Turnovers Avg.	11.7	17.0
Opponent Turnover Avg.	15.3	15.3
Assists Avg.	11.0	13.7
Blocks Avg.	4.7	1.7
Steals Avg.	8.3	8.7

WEEKLY MEDIA AVAILABILITY (NOV. 13-19)

SUNDAY Nov. 20	MONDAY Nov. 21	TUESDAY Nov. 22	WEDNESDAY Nov. 23	THURSDAY Nov. 24	FRIDAY Nov. 25	SATURDAY Nov. 26
vs. Tenn State L, 64-63	No Availability	vs. MVSU 7 p.m. ET Colonial Life Arena - SS	No Availability	No Availability	vs. UNC 10 p.m. ET ESPN2	vs. Southern Cal/UNLV 7:30 p.m. ET

* All practices are closed * please contact SID Emily Feeney for all media requests

A SOUTH CAROLINA WIN WOULD ...

• Be Carolina's first over a school from the Southwestern Athletic Conference since an 88-50 win over Alabama A&M in the 2009-10 season opener

BY THE NUMBERS

18 - South Carolina sophomore guard Eric Smith doubled his career high with 18 points in Tuesday's contest vs. Tennessee State. Smith's previous high of nine points came earlier this season when he tallied nine vs. Western Carolina in the season opener on Nov. 11 (entering the season his career high was eight points vs. Kentucky on Feb. 19, 2011).

51.5 - After struggling during the first half vs. Tennessee State, hitting just 5-of-22 shots, the Gamecocks rebounded with a stellar shooting effort in the second half, hitting 17-of-33 attempts, scoring 44 points.

32.0 - South Carolina is averaging 32.0 points in the paint per game through three games this season. To compare, Gamecock opponents are averaging just 14.0 points in the paint per game.

SCOUTING MVSU

MVSU enters Tuesday's contest with an 0-3 record after most recently suffering a 101-75 loss at top-ranked North Carolina on Sunday ... Freshman guard Brent Arrington tallied 33 points off the bench for MVSU vs. the Tar Heels, hitting 12-of-18 shots, including 6-of-8 from 3-point range ... Senior center Paul Crosby with 12.1 points and 7.0 rebounds a year ago, and junior guard Terrence Joyner with 10.1 points last season are the top returners for MVSU ... MVSU also suffered an 80-67 loss at Notre Dame and an 80-70 loss at DePaul earlier this season.

INJURY UPDATE

South Carolina sophomore guard Brenton Williams suffered a left knee sprain early in the first half vs. Tennessee State on Sunday. Williams will miss at least the next three games with the injury. Updates will be released following further testing and evaluation by the South Carolina medical staff.

NON-CONFERENCE SCHEDULE

Contests against at least five teams that competed in the 2011 NCAA Tournament highlight the 2011-12 South Carolina men's basketball non-conference schedule. South Carolina will host 11 non-conference contests at Colonial Life Arena, including one exhibition, the first two rounds of the Las Vegas Invitational, Providence in the Big East/SEC Challenge and Big Ten powerhouse Ohio State. The Gamecocks will face at least six teams that compiled 18 or more wins last season, including North Carolina, Southern California or UNLV, Clemson, Ohio State and Wofford, which all advanced to the NCAA Tournament. South Carolina is slated to face five BCS schools during the coming non-conference portion of the schedule.

GAMECOCKS TO COMPETE IN LAS VEGAS INVITATIONAL

South Carolina will compete in its first regular season tournament since the 2009-10 season this fall when it participates in the Las Vegas Invitational. The Gamecocks will host Tennessee State and Mississippi Valley State in Columbia before traveling to Las Vegas to play North Carolina and either Southern California or UNLV. The meeting between the Gamecocks and Tar Heels marks the first between the two former Southern and Atlantic Coast Conference rivals since the 1996-97 campaign.

GARNET AND BLACK WELCOME THREE NEWCOMERS

South Carolina signed freshmen Anthony Gill (Fr. - F - 6-8 - 235 - Charlotte, N.C. - Charlotte Christian School) and Damien Leonard (Fr. - G - 6-4 - 192 - Greenville, S.C. - J.L. Mann) and junior college transfer Brenton Williams (So. - G - 5-11 - 172 - Kissimmee, Fla. - Osceola/Santa Fe College) to join the squad for the 2011-12 season.

2012 SEC TOURNAMENT

The 2012 SEC Tournament returns to New Orleans, La., next spring, marking the third time the city has hosted the event. It will be the first time the tournament will be held at the New Orleans Arena. The SEC Basketball Tournament semifinals and championship game will be televised nationally on ABC, while the first two rounds of the event will be televised on the SEC Network.

2011 BIG EAST/SEC CHALLENGE

The University of South Carolina men's basketball team will host Providence in the Big East/SEC Challenge on Thursday, Dec. 1, 2011 at Colonial Life Arena in Columbia. The Gamecocks and Friars have met seven previous times with Providence holding a 4-3 edge in the series. Every game of the series has been played in the month of December. South Carolina won the most recent matchup between the two schools, a 68-67 road win on Dec. 6, 2007.

SEC DIVISIONAL PLAY

Starting with the 2011-12 season, this year marks the first time there will not be an East/West Division champion since the conference split into two divisions in 1992. The regular season standings will be listed from one through 12. This season the schedule will still reflect the divisions of years past, as South Carolina will still play the five schools who were also in the East - Florida, Georgia, Kentucky, Tennessee and Vanderbilt - twice, while playing the former West schools - Alabama, Arkansas, Auburn, LSU, Ole Miss and Mississippi State - once during the regular season.

► ASSOCIATED PRESS TOP 25

Nov. 21, 2011

Rk.	Team	Record	Pts.
1	North Carolina (62)	3-0	1,621
2	Kentucky	4-0	1,528
3	Ohio State (1)	3-0	1,493
4	Connecticut (2)	4-0	1,426
5	Syracuse	4-0	1,353
6	Duke	4-0	1,305
7	Louisville	3-0	1,186
8	Memphis	1-0	1,123
9	Baylor	3-0	1,079
10	Florida	2-1	998
11	Wisconsin	3-0	916
12	Xavier	3-0	912
13	Alabama	5-0	820
14	Kansas	1-1	717
15	Michigan	3-0	587
16	Marquette	4-0	558
17	Pittsburgh	2-1	524
18	Vanderbilt	3-1	468
19	Gonzaga	3-0	454
20	California	3-0	420
21	Missouri	3-0	327
22	Florida State	4-0	323
23	Arizona	4-1	273
24	Mississippi State	4-1	215
25	Texas A&M	3-1	108

Others receiving votes: Cleveland State 94, Michigan State 58, Creighton 48, Cincinnati 30, Washington 27, UNLV 23, Villanova 18, Temple 14, San Diego State 12, Saint Mary's 9, Oregon State 7, Kent State 7, Belmont 6, Saint Louis 6, Purdue 4, New Mexico State 4, Notre Dame 4, Long Beach State 4, Texas 4, Harvard 3, Illinois 2, Georgetown 2, Middle Tennessee 2, Minnesota 1, Marshall 1, West Virginia 1

► ESPN/USA TODAY TOP 25

Nov. 21, 2011

Rk.	Team	Record	Pts.
1	North Carolina (30)	3-0	774
2	Kentucky (1)	4-0	732
3	Ohio State	3-0	708
4	Connecticut	4-0	668
5	Syracuse	4-0	652
6	Duke	4-0	640
7	Louisville	3-0	555
8	Memphis	1-0	497
9	Florida	2-1	480
10	Baylor	3-0	443
11	Wisconsin	3-0	438
12	Xavier	3-0	394
13	Alabama	5-0	379
14	Kansas	1-1	327
15	Michigan	3-0	288
16	Pittsburgh	2-1	252
17	Marquette	4-0	241
18	California	3-0	216
19	Gonzaga	3-0	208
20	Florida State	4-0	189
21	Missouri	3-0	181
22	Vanderbilt	3-1	179
23	Arizona	4-1	134
24	Texas A&M	3-1	65
25	Creighton	4-0	62

Others receiving votes: Mississippi State 58, Purdue 48, Villanova 48, Texas 31, UNLV 23, Cincinnati 23, Northwestern 22, Temple 20, Cleveland State 20, Saint Louis 12, Michigan State 12, George Mason 10, Illinois 8, Long Beach State 8, San Diego State 8, Saint Mary's 6, Oklahoma State 6, Washington 3, Virginia 2, Indiana 2, Marshall 1, Harvard 1, Notre Dame 1



SOUTHEASTERN CONFERENCE STANDINGS

Team	Conference	Overall
Alabama	0-0	5-0
Kentucky	0-0	4-0
Georgia	0-0	3-0
Auburn	0-0	2-0
Tennessee	0-0	2-0
Mississippi State	0-0	4-1
Ole Miss	0-0	3-1
Vanderbilt	0-0	3-1
Arkansas	0-0	2-1
Florida	0-0	2-1
LSU	0-0	3-2
South Carolina	0-0	1-2

COACHES TELECONFERENCE

The weekly SEC men's basketball coaches teleconference is scheduled for every Monday Jan. 4 - March 5.

The 12 Southeastern Conference men's head basketball coaches will be featured from 10:00 - 11:17 a.m. (CT).

Media representatives wishing to participate in the teleconference should contact the SEC Media Relations Department for further details. Each coach will appear on the teleconference for seven minutes, according to the following schedule:

Order of Appearance (All Times Central)

10:00 a.m. Kevin Stallings, Vanderbilt

10:07 a.m. Billy Donovan, Florida

10:14 a.m. Darrin Horn, South Carolina

10:21 a.m. Mark Fox, Georgia

10:28 a.m. Trent Johnson, LSU

10:35 a.m. John Calipari, Kentucky

10:42 a.m. Cuonzo Martin, Tennessee

10:49 a.m. Mike Anderson, Arkansas

10:56 a.m. Anthony Grant, Alabama

11:03 a.m. Tony Barbee, Auburn

11:10 a.m. Andy Kennedy, Ole Miss

11:17 a.m. Rick Stansbury, Miss. State

In addition, the SEC men's basketball teams who make it to postseason will be on a teleconference on Monday, March 15 beginning at 10:00 a.m. CT.

All SEC basketball teleconferences can be listened to on the internet at www.secsports.com starting at 1:00 p.m. CT.

SOUTH CAROLINA BENCH PRODUCTION

GAME	SC-OPP	DIFF.	SC HIGH BENCH SCORER
Western Car.	38-16	+22.0	Williams (13)
at Elon	15-16	-1.0	Smith (6)
Tenn. State	29-22	7.0	Smith (18)
Mss. Val. St.			
vs. UNC			
vs. TBD			
Providence			
at Clemson			
Presbyterian			
Ohio State			
SE Louisiana			
Wofford			
USC Upstate			
SC State			
at UK			
Vandy			
Florida			
at Auburn			
Alabama			
at Ole Miss			
at Florida			
UK			
at Tennessee			
at Arkansas			
Georgia			
LSU			
at Vandy			
Tennessee			
Miss. State			
at Georgia			

SPECIALTY STATS

(PP) points in paint; (OT) points off turnovers; (2nd) second chance points; (FB) fast break points

(South Carolina-Opponent)

GAME	PP	OT	2ND	FB
Western Car.	46-18	22-15	20-9	19-10
at Elon	26-10	8-2	10-7	6-0
Tenn. State	24-14	15-14	9-11	11-6
Mss. Val. St.				
vs. UNC				
vs. TBD				
Providence				
at Clemson				
Presbyterian				
Ohio State				
SE Louisiana				
Wofford				
USC Upstate				
SC State				
at UK				
Vandy				
Florida				
at Auburn				
Alabama				
at Ole Miss				
at Florida				
UK				
at Tennessee				
at Arkansas				
Georgia				
LSU				
at Vandy				
Tennessee				
Miss. State				
at Georgia				
SC Total	96	45	39	36
SC Average	32.0	15.0	13.0	12.0
Opp Total	42	31	27	16
Opp Average	14.0	10.3	9.0	5.3

UNIVERSITY INFORMATION

Location	Columbia, S.C.
Founded	1801
Enrollment	29,957
Nickname	Gamecocks
Colors	Garnet (PMS 202) and Black
National Affiliation	NCAA Division I
Conference	Southeastern (SEC)
Athletics Web Address	www.GamecocksOnline.com
University Web Address	www.sc.edu
President	Dr. Harris Pastides
NCAA Representative	Dr. Zach Kelehear
Athletics Director	Eric Hyman
Basketball Administrator/Executive Associate AD	Kevin O'Connell

BASKETBALL STAFF/INFORMATION

Head Coach	Darrin Horn
Alma Mater	Western Kentucky, '95
Record At South Carolina/Seasons	51-44 (.536), 21-27 SEC/4th season
Overall Record/Seasons	162-92 (.637)/9th season
Assistant Coaches	Neill Berry (Southeastern Louisiana, '03) Michael Boynton Jr. (South Carolina, '04) Cypheus Bunton (Western Kentucky, '95)
Director of Basketball Operations	Justin Phelps (Kent State, '06)
Strength & Conditioning Coach	Irele Oderinde (Western Kentucky, '03)
Athletic Trainer	Mark Rodger (Buffalo, '01)
Home Arena	Colonial Life Arena
Capacity	18,000
Arena General Manager	TBA
Press Row Phone Number	803-777-6182

BASKETBALL HISTORY

First Year of Basketball	1908
All-Time Record	1,288-1,130-1 (.532)
Overall Postseason Record	25-18
NCAA Tournament Appearances	1971, 1972, 1973, 1974, 1989, 1997, 1998, 2004
NCAA Tournament Record	4-9
Last NCAA Tournament Appearance	2004, L vs. Memphis, 59-43
NIT Appearances	1969, 1975, 1978, 1983, 1991, 1996, 2001, 2002, 2005, 2006, 2009
NIT Record	21-9
Last NIT Appearance	2009, L vs. Davidson, 70-63
Conference Championships	1970 ACC, 1997 SEC, 2009 SEC East Co-Champs
Conference Tournament Titles	1934 SoCon, 1971 ACC

TEAM INFORMATION

2010-11 Record	14-16
Southeastern Conference Record/Finish	5-11/6th SEC East
Postseason	NA
Letterwinners Returning/Lost	7/4
Starters Returning/Lost	4/1
Newcomers	3
Roster Breakdown	1 senior, 1 junior, 6 sophomores, 3 freshmen
Returning Scoring	1,285 of 2,027 (63.3%)
Returning Field Goals	468 of 741 (63.1%)
Returning Rebounding	720 of 1,144 (69.0%)
Returning Assists	259 of 327 (79.2%)
Returning Minutes	4,128 of 6,100 (67.6%)

MEDIA RELATIONS

Asst. Media Relations Director/Men's Basketball Contact	Emily Feeney
Feeney's email	efeeney@mailbox.sc.edu
Feeney's office phone	803-777-7743
Website	GamecocksOnline.com

2011-12 SOUTH CAROLINA ROSTER

No.	Name	Pos.	Ht.	Wt.	Cl.	Exp.	Hometown (High/Last School)
1	Brenton Williams	G	5-11	172	SO	JC	Kissimmee, Fla. (Osceola High School)
2	Brian Richardson	G	6-4	171	SO	1VL	Wilson, N.C. (Greenfield School)
5	Eric Smith	G	5-11	210	SO	1VL	Mullins, S.C. (Christ School)
12	Shane Phillips*	G	5-10	170	JR	HS	Wheeling, W. Va. (Wheeling Central)
13	Anthony Gill	F	6-8	235	FR	HS	Charlotte, N.C. (Charlotte Christian School)
15	Malik Cooke	F	6-6	215	RS SR	3VL	Charlotte, N.C. (Christ School)
23	Bruce Ellington	G	5-9	197	SO	1VL	Moncks Corner, S.C. (Berkeley)
24	Damontre Harris	F	6-9	226	SO	1VL	Fayetteville, N.C. (Trinity Christian)
30	Lakeem Jackson	SF	6-5	238	JR	2VL	Charlotte, N.C. (Christ School)
32	Damien Leonard	G	6-4	192	FR	HS	Greenville, S.C. (J.L. Mann)
33	RJ Slawson	F	6-8	207	SO	1VL	Charleston, S.C. (Fort Dorchester)
35	Alex Irwin*	F	6-4	170	JR	HS	Richmond, Va. (Woodberry Forest)
45	Carlton Geathers	F	6-10	250	RS FR	HS	Georgetown, S.C. (Carvers Bay)

* denotes walk-on

Head Coach: Darrin Horn | **Assistant Coaches:** Neill Berry, Mike Boynton Jr., Cypheus Bunton |
Director of Basketball Operations: Justin Phelps | **Strength & Conditioning Coach:** Irele Oderinde |
Athletic Trainer: Mark Rodger

GAMECOCKS IN EXHIBITION PLAY

South Carolina played 10 of its 11 eligible players in a 69-59 win over Kentucky Wesleyan on Nov. 3 in exhibition play. Only sophomore guard Bruce Ellington, who will return to the hoops team following the Gamecock football season, didn't play. In his first action on the court for Carolina, freshman forward Anthony Gill posted a game-high 14 points. Junior forward/guard Lakeem Jackson took the reigns as the point guard for the opening tip. He dished six assists, tallied four points and collected five rebounds. Also standing out in the contest was sophomore forward Damontre Harris with five blocks, and sophomore forward RJ Slawson with 10 points and a team-high nine rebounds.

HAUGHTON SIGNS WITH GAMECOCKS

South Carolina head men's basketball coach Darrin Horn announced on Nov. 9 the signing of Tyrone Haughton to a National Letter of Intent to attend South Carolina and join the men's basketball squad beginning with the 2012-13 season. Below is his bio information:

Tyrone Haughton - 6-10 - 195 - Miami, Fla. - Dr. Michael M. Krop High School

Solid under the basket, physical presence defensively ... Excellent shot blocker and rebounder ... Rated the No. 24 center according to ESPN.com ... Averaged 11 points, 12 rebounds and six blocks per game as a junior for coach Shakey Rodriguez at Dr. Krop High School, a Florida high school basketball powerhouse ... Shot 62 percent from the field as a junior ... Named an All-Miami City honoree following 2010-11 campaign ... Chose South Carolina over UCONN, Alabama and Virginia Tech among others.

TV/RADIO SPOT CHART




#1 BRENTON WILLIAMS
So. - G - 5-11 - 172
Kissimmee, Fla.
Santa Fe College



#2 BRIAN RICHARDSON
So. - G - 6-4 - 171
Wilson, N.C.
Greenfield School




#5 ERIC SMITH
So. - G - 5-11 - 210
Mullins, S.C.
Christ School



#13 ANTHONY GILL
Fr. - F - 6-8 - 235
Charlotte, N.C.
Charlotte Christian



#15 MALIK COOKE
R-Sr. - F - 6-6 - 215
Charlotte, N.C.
Nevada




#23 BRUCE ELLINGTON
So. - G - 5-9 - 197
Moncks Corner, S.C.
Berkeley



#24 DAMONTRE HARRIS
So. - F - 6-9 - 226
Fayetteville, N.C.
Trinity Christian




#30 LAKEEM JACKSON
Jr. - F - 6-5 - 238
Charlotte, N.C.
Christ School



#32 DAMIEN LEONARD
Fr. - G - 6-4 - 192
Greenville, S.C.
J.L. Mann



#33 RJ SLAWSON
So. - F - 6-8 - 207
Charleston, S.C.
Fort Dorchester



#45 CARLTON GEATHERS
R-Fr. - F - 6-10 - 250
Georgetown, S.C.
Carvers Bay



DARRIN HORN
Head Coach



NEILL BERRY
Assistant Coach



MIKE BOYNTON JR.
Assistant Coach



CYPHEUS BUNTON
Assistant Coach



JUSTIN PHELPS
Director of Operations

► GAMECOCKS RECORD WHEN ...

At home	1-1
On the road	0-1
At neutral sites	0-0
In overtime	0-0
vs. Top 25 team	0-0
vs. Top 10 team	0-0
Leading at half	1-0
Trailing at half	0-2
Tied at half	0-0
Shooting 50% or better	1-0
Shooting between 40-49%	0-1
Shooting less than 39%	0-1
Opp. shooting 50% or better	0-0
Opp. shooting between 40-49%	0-2
Opp. shooting less than 39%	1-0
Shooting better than opp.	1-0
Shooting worse then/equal to opp.	0-3
Starters out-score opp. starters	1-0
Opp. starters score/equal more	0-2
Bench out-scores opp. bench	1-1
Opp. bench scores/equals more	0-1
Having more FTs than opp.	1-0
Having equal/less FTs than opp.	0-2
Have more TOs than opp.	0-1
Having equal/less TOs than opp.	1-1
Having more rebounds than opp.	1-2
Having equal/less rebounds than opp.	0-0
Making 6 or more 3FGs	0-1
Having 15 or more assists	0-0
Having less than 15 assists	1-2
Score more points in paint than opp.	1-2
Scoring equal/less points in paint than opp.	0-0
Scoring more points off TOs than opp.	1-2
Scoring equal/less points off TOs than opp.	0-0
Scoring more 2nd-chance points than opp.	1-1
Scoring equal/less 2nd-chance points than opp.	0-1
Scoring more fast break points than opp.	1-2
Scoring equal/less fast break points than opp.	0-0
Wearing white uniforms	1-1
Wearing Garnet uniforms	0-1
Wearing Black uniforms	0-0
Playing on live TV	1-2
Playing in November	1-2
Playing in December	0-0
Playing in January	0-0
Playing in February	0-0
Playing in March	0-0
Playing a day-game	0-0
Playing a night-game	1-2
Playing on Sunday	0-1
Playing on a Monday	0-0
Playing on a Tuesday	0-1
Playing on a Wednesday	0-0
Playing on a Thursday	0-0
Playing on a Friday	1-0
Playing on a Saturday	0-0
Scoring margin is 5 points or less	0-2
Margin is between 6-10	0-0
Margin is between 11-20	0-0
Margin is more than 20	1-0
Scoring 59 points or less	0-1
Scoring 60-69 points	0-1
Scoring 70-79 points	1-0
Scoring 80-89 points	0-0
Scoring 90-99 points	0-0
Scoring 100+ points	0-0

MISCELLANEOUS

Current streak	L2
Home court streak	L1
Away streak	L1
Neutral court streak	-

2011-12 SUPERLATIVES

Scoring Leaders	'11-12	Career
Anthony Gill	2	2
Malik Cooke	1	7*
Eric Smith	1	1

Rebounding Leaders	'11-12	Career
Lakeem Jackson	1	16
Damontre Harris	2	3

Assists Leaders	'11-12	Career
Lakeem Jackson	2	19
Eric Smith	1	5
Damien Leonard	1	1
Anthony Gill	1	1

Blocks Leaders	'11-12	Career
Damontre Harris	2	8
Anthony Gill	1	1
Malik Cooke	1	5*

Steals Leaders	'11-12	Career
Brenton Williams	1	1
Damontre Harris	1	5
Lakeem Jackson	1	13
Damien Leonard	2	2
Malik Cooke	1	14*

Double-Figure Scoring	'11-12	Career
Anthony Gill	1	1
Malik Cooke	1	16*
Brenton Williams	1	1
Lakeem Jackson	1	18
Eric Smith	1	1

20+ points	'11-12	Career
-		

30+ points	'11-12	Career
-		

Double-Figure Rebounding	'11-12	Career
Lakeem Jackson	1	6
Damontre Harris	1	2

5+ assists	'11-12	Career
Lakeem Jackson	1	6

3+ steals	'11-12	Career
Brenton Williams	1	1
Lakeem Jackson	1	6

2+ blocks	'11-12	Career
Damontre Harris	2	9
Malik Cooke	1	2*

Double-Doubles	'11-12	Career
-		

Clutch Free Throws (under 5 min/OT)		
Anthony Gill	1-2	.500
RJ Slawson	2-3	.667

* indicates at South Carolina

Miscellaneous	
Largest Halftime Lead	
SC	10, vs. Western Carolina
Opp	14, Tennessee State
Smallest Halftime Lead	
SC	10, vs. Western Carolina
Opp	11, Elon
Fewest Points In First Half	
SC	19, vs. Tennessee State
Opp	25, Western Carolina
Most Points In First Half	
SC	35, vs. Western Carolina
Opp	34, Elon
Most Points In Second Half	
SC	44, vs. Tennessee State
Opp	31, Tennessee State
Fewest Points In Second Half	
SC	30, at Elon
Opp	24, Elon
Largest Margin of Victory	
SC	25, vs. Western Carolina
Opp	5, Elon
Smallest Margin of Victory	
SC	25, vs. Western Carolina
Opp	1, Tennessee State

2011-12 GAME BY GAME COMPARISON

	Date	Result	FG-A	Pct	3FG-A	Pct	FT-A	Pct	O-D-Total	PF	Pts	A	TO	Blk	Stl	Min	Half
Western Carolina			17-47	.362	6-18	.333	10-16	.625	13-16-29	17	50	10	19	4	8	200	25
South Carolina	Nov. 11	W, 75-50	30-59	.508	5-12	.417	10-17	.588	18-19-37	14	75	14	12	5	11	200	35
Elon			16-40	.400	6-16	.375	20-28	.714	8-30-38	18	58	9	14	3	1	200	34
South Carolina	Nov. 15	L, 58-53	20-64	.313	3-27	.111	10-17	.588	18-22-40	24	53	6	7	2	9	200	23
Tennessee State			21-47	.447	10-22	.455	12-21	.571	6-22-28	23	64	15	13	1	9	200	33
South Carolina	Nov. 20	L, 64-63	22-55	.400	7-26	.269	12-20	.600	12-21-33	21	63	13	16	7	5	200	19

2011-12 RESULTS: OVERALL, 1-2; HOME, 1-1; AWAY, 0-1; NEUTRAL, 0-0; SEC, 0-0

Date	Opponent	W/L	Score	Record	Points	Rebounds	Assists	Steals	Attendance
Nov. 11	Western Carolina	W	75-50	1-0	Gill (14)	Jackson (10)	Jackson (10)	Williams (5)	9,330 (paid)
Nov. 15	at Elon	L	58-53	1-1	Gill/Cooke (9)	Harris (10)	Leonard/Smith (2)	Harris/Jackson/Leonard (2)	1,589
Nov. 20	Tennessee State	L	64-63	1-2	Smith (18)	Harris (7)	Gill/Jackson (3)	Cooke/Leonard (2)	9,045 (paid)

2011-12 STARTING LINEUPS

Guard	Guard	Forward	Forward	Forward	2011-12	Games
Jackson	Leonard	Gill	Harris	Cooke	1-2	3



DARRIN HORN FILE

Born December 24, 1972, in Glasgow, Ky.
High School Bates Creek, Lexington, Ky., 1991
College Western Kentucky University, 1995
 (BA, allied language arts)
College Athletics Four-year letterman, All-Sun Belt Conference, Academic All-America
Wife Carla (Walker)
Children Caroline and Walker

COACHING EXPERIENCE

- Western Kentucky, assistant coach, 1995-97
- Morehead State, assistant coach, 1997-99
- Marquette, assistant coach, 1999-03
- Western Kentucky, head coach, 2003-08
- **South Carolina, head coach, 2008-present**

HEAD COACHING CAREER

WESTERN KENTUCKY (2003-2008)

2003-04	15-13	SBC Tournament 2nd Round
2004-05	22-9	NIT 2nd Round
2005-06	23-8	NIT 1st Round
2006-07	22-11	SBC Tournament 1st Round
2007-08	29-7	NCAA Tournament Sweet 16
5 years	111-48 (.698)	

SOUTH CAROLINA (2008-PRESENT)

2008-09	21-10	NIT 1st Round
2009-10	15-16	-
2010-11	14-16	-
2011-12	1-2	
4 years	51-44 (.536)	
Career Total	162-92 (.637)	

2008-09 (SOUTH CAROLINA)

Record: 21-10
Home: 16-3; Away: 5-6; Neutral: 0-1
SEC: 1-1st East
Record: 10-6 (Home: 7-1; Away: 3-5)



11/14	Jacksonville State	W, 89-76
11/16	Winthrop	W, 86-63
11/22	USC Upstate	W, 75-53
11/25	Gardner-Webb	W, 85-70
11/28	at C.of Charleston	L, 80-82 (ot)
12/2	at Princeton	W, 84-58
12/5	Furman	W, 72-48
12/16	NC Central	W, 90-43
12/20	The Citadel	W, 80-66
12/23	Presbyterian	W, 75-56
12/30	Clemson	L, 87-98
1/2	at Baylor	W, 85-84
1/5	Wofford	W, 78-61
1/10	Auburn*	W, 68-56
1/14	at LSU*	L, 68-85
1/17	at Tennessee*	L, 79-82
1/21	Florida*	W, 70-69
1/24	Mississippi*	W, 82-71
1/28	Vanderbilt*	W, 86-76
1/31	at Kentucky*	W, 78-77
2/3	at Florida*	L, 93-97
2/7	Georgia*	W, 79-68
2/14	at Alabama*	W, 75-73
2/18	at Mississippi State*	L, 70-75
2/21	Arkansas*	W, 82-78 (ot)
2/25	Kentucky*	W, 77-59
2/28	at Vanderbilt*	L, 83-96
3/5	Tennessee*	L, 70-86
3/7	at Georgia*	W, 68-51
3/13	(1) vs. Mississippi State	L, 68-82
3/17	(2) Davidson	L, 63-70

* SEC Conference game
 (1) SEC Tournament, Tampa, Fla. - (2) NIT, Columbia, S.C.

2009-10 (SOUTH CAROLINA)

Record: 15-16
Home: 11-5; Away: 2-9; Neutral: 2-2
SEC: 5th East
Record: 6-10 (Home: 4-4; Away: 2-6)



11/13	Alabama A&M	W, 88-50
11/16	Georgia Southern	W, 90-66
11/19	(1) vs. La Salle	W, 78-68
11/20	(1) vs. USF	W, 69-66
11/22	(1) vs. Miami (Fla.)	L, 70-85
11/27	Jacksonville	W, 97-93
12/2	Western Kentucky	W, 74-56
12/6	at Clemson	L, 61-72
12/16	Richmond	W, 76-58
12/19	at Wofford	L, 61-68
12/21	Furman	W, 81-57
12/30	at Boston College	L, 76-85
1/2	Baylor	L, 74-85
1/5	Longwood	W, 88-58
1/9	at Auburn*	W, 80-71
1/13	LSU*	W, 67-58
1/16	Vanderbilt*	L, 79-89
1/20	at Ole Miss*	L, 57-66
1/23	at Florida*	L, 56-58
1/26	Kentucky*	W, 68-62
1/30	Georgia*	W, 78-77
2/6	at Tennessee*	L, 53-79
2/10	Florida*	W, 77-71
2/13	at Georgia*	L, 61-66
2/17	at Arkansas*	L, 79-92
2/20	Tennessee*	L, 55-63
2/25	at Kentucky*	L, 61-82

2/27	Mississippi State*	L, 63-76
3/3	Alabama*	L, 70-79
3/6	at Vanderbilt*	W, 77-73
3/11	(2) Alabama	L, 63-68

* SEC Conference game

- (1) Charleston Classic, Charleston, S.C. -
 (2) SEC Tournament, Nashville, Tenn.

2010-11 (SOUTH CAROLINA)

Record: 14-16
Home: 11-6; Away: 3-5; Neutral: 0-1
SEC: 6th East
Record: 5-11 (Home: 3-5; Away: 2-6)



11/12	Elon	W, 94-79
11/16	at Michigan State	L, 73-82
11/19	Radford	W, 85-56
11/23	USC Upstate	W, 57-41
11/27	at WKU	W, 87-85
12/1	Delaware State*	W, 74-61
12/5	Clemson	W, 64-60
12/11	Wofford	W, 64-53
12/18	at Ohio State	L, 57-79
12/22	at Furman	L, 75-91
12/29	Jacksonville State	W, 56-49
1/1	Boston College	L, 70-85
1/4	SC State	W, 91-56
1/8	Vanderbilt*	W, 83-75
1/12	at Alabama*	L, 47-57
1/15	at Florida*	W, 72-69
1/19	Arkansas*	W, 81-74
1/22	Kentucky*	L, 58-67
1/29	Auburn*	L, 64-79
2/2	at LSU*	W, 64-56
2/5	at Vanderbilt*	L, 60-78
2/9	Florida*	L, 60-79
2/12	Georgia*	L, 56-60
2/16	at Tennessee*	L, 67-73
2/19	at Kentucky*	L, 59-90
2/22	Ole Miss*	W, 79-73
2/26	at Georgia*	L, 48-64
3/3	Tennessee*	L, 69-73
3/5	at Mississippi State*	L, 58-60
3/10	(1) vs. Ole Miss	L, 55-66

* SEC Conference game

- (1) SEC Tournament, Atlanta, Ga.

2011-12 (SOUTH CAROLINA)

Record: 1-2
Home: 1-1; Away: 0-1; Neutral: 0-0
SEC: -
Record: -



11/11	Western Carolina	W, 75-50
11/15	at Elon	L, 53-58
11/20	Tennessee State	L, 63-64

SOUTH CAROLINA SUPERLATIVES UNDER HORN

Most Field Goals Made

1. 36, at Florida, Feb. 3, 2009
2. 35, vs. Elon, Nov. 12, 2010
- 35, vs. Jacksonville, Nov. 27, 2009
4. 34, at Vanderbilt, Feb. 28, 2009
- 34, at Baylor, Jan. 2, 2009
- 34, vs. Jacksonville State, Nov. 14, 2008

Most Field Goals Attempted

1. 83, at WKU, Nov. 27, 2010
- 83, vs. Baylor, Jan. 2, 2010
3. 81, at Vanderbilt, Feb. 28, 2009
4. 76, vs. Miami (Fla.), Nov. 22, 2009
- 76, vs. Mississippi State, March 13, 2009
- 76, at Kentucky, Jan. 31, 2009

Highest Field Goal Percent

1. 58.1% (32-55), vs. Presbyterian, Dec. 23, 2008
2. 57.3% (35-61), vs. Jacksonville, Nov. 27, 2009
3. 54.2% (32-59), at Princeton, Dec. 2, 2008
4. 53.9% (34-63), at Baylor, Jan. 2, 2009
5. 53.2% (33-62), vs. SC State, Jan. 4, 2011

Most 3-Point Field Goals Made

1. 12, at Furman, Dec. 22, 2010
2. 11, vs. Radford, Nov. 19, 2010
- 11, at Michigan State, Nov. 16, 2010
- 11, at Arkansas, Feb. 17, 2010
- 11, vs. LSU, Jan. 13, 2010
- 11, at Auburn, Jan. 9, 2010
- 11, vs. Miami (Fla.), Nov. 22, 2009
- 11, at Florida, Feb. 3, 2009

Most 3-Point Field Goals Attempted

1. 35, at Vanderbilt, Feb. 28, 2009
2. 34, vs. Miami (Fla.), Nov. 22, 2009
3. 33, vs. Auburn, Jan. 29, 2011
4. 32, at Tennessee, Feb. 16, 2011
- 32, at Georgia, Feb. 13, 2010
- 32, vs. LSU, Jan. 13, 2010

Highest 3-Point Field Goal Percentage (min. 10 attempts)

1. 66.7% (8-12), at College of Charleston, Nov. 28, 2008
2. 57.1% (8-14), at Baylor, Jan. 2, 2009
3. 56.3% (9-16), vs. Elon, Nov. 12, 2010
- 56.3% (9-16), at Georgia, March 7, 2009
5. 52.9% (9-17), vs. Georgia, Jan. 30, 2010

Most Free Throws Made

1. 32, vs. Vanderbilt, Jan. 28, 2009
2. 28, vs. Georgia Southern, Nov. 16, 2009
- 28, vs. The Citadel, Dec. 20, 2008
4. 23, vs. Alabama A&M, Nov. 13, 2009
- 23, vs. Furman, Dec. 5, 2008

Most Free Throws Attempted

1. 49, vs. Vanderbilt, Jan. 28, 2009
2. 44, vs. Georgia Southern, Nov. 16, 2009
3. 34, vs. Furman, Dec. 5, 2008
4. 33, vs. The Citadel, Dec. 20, 2008
5. 32, vs. Alabama A&M, Nov. 13, 2009

Highest Free Throw Percentage (min. 10 attempts)

1. 92.3% (12-13), vs. Tennessee, March 3, 2011
2. 90.9% (20-22), vs. Ole Miss, Feb. 22, 2011
3. 84.8% (28-33), vs. The Citadel, Dec. 20, 2008
4. 82.4% (14-17), at LSU, Feb. 2, 2011
5. 80.0% (12-15), vs. Richmond, Dec. 16, 2009

Most Offensive Rebounds

1. 23, vs. Winthrop, Nov. 16, 2008
2. 22, vs. Baylor, Jan. 2, 2010
3. 21, vs. USC Upstate, Nov. 23, 2010
- 21, vs. Radford, Nov. 19, 2010
- 21, at Michigan State, Nov. 16, 2010
- 21, vs. Richmond, Dec. 16, 2009

Most Defensive Rebounds

1. 36, at WKU, Nov. 27, 2010
2. 34, vs. USC Upstate, Nov. 23, 2010
3. 33, vs. Gardner-Webb, Nov. 25, 2008
4. 31, vs. Georgia Southern, Nov. 16, 2009
- 31, at Georgia, March 7, 2009

Most Total Rebounds

1. 55, vs. USC Upstate, Nov. 23, 2010
2. 53, at WKU, Nov. 27, 2010
3. 52, vs. Gardner-Webb, Nov. 25, 2008
4. 51, vs. Radford, Nov. 19, 2010
5. 48, vs. Vanderbilt, Jan. 8, 2011
- 48, vs. Winthrop, Nov. 16, 2008

Most Personal Fouls

1. 30, at Arkansas, Feb. 17, 2010
- 30, at Florida, Feb. 3, 2009
3. 27, vs. Davidson, March 17, 2009
4. 26, vs. Auburn, Jan. 29, 2011
- 26, at Vanderbilt, Feb. 28, 2009
- 26, at LSU, Jan. 14, 2009

Most Points

1. 97, vs. Jacksonville, Nov. 27, 2009
2. 94, vs. Elon, Nov. 12, 2010
3. 93, at Florida, Feb. 3, 2009
4. 91, vs. SC State, Jan. 4, 2011
5. 90, vs. Georgia Southern, Nov. 16, 2009
- 90, vs. NC Central, Dec. 16, 2008

Fewest Points

1. 47, at Alabama, Jan. 12, 2011
2. 48, at Georgia, Feb. 26, 2011
3. 53, at Elon, Nov. 15, 2011
- 53, at Tennessee, Feb. 6, 2010
5. 55, vs. Tennessee, Feb. 20, 2010
- 55, vs. Ole Miss, March 10, 2011

Most Assists

1. 23, vs. Elon, Nov. 12, 2010
2. 20, vs. NC Central, Dec. 16, 2008
3. 18, vs. Georgia Southern, Nov. 16, 2009
4. 17, vs. SC State, Jan. 4, 2011
- 17, vs. Georgia, Feb. 7, 2009
- 17, vs. Jacksonville State, Nov. 14, 2008

Fewest Turnovers

1. 5, vs. Mississippi State, March 13, 2009
2. 6, vs. Florida, Feb. 10, 2010
- 6, vs. Baylor, Jan. 2, 2010
- 6, vs. Wofford, Jan. 5, 2009
5. 7, vs. Tennessee State, Nov. 20, 2011
- 7, at Elon, Nov. 15, 2011
- 7, vs. Florida, Feb. 23, 2010
- 7, at Georgia, Feb. 13, 2010
- 7, vs. Boston College, Jan. 1, 2010

Most Blocks

1. 16, vs. Kentucky, Feb. 25, 2009
2. 15, vs. SC State, Jan. 4, 2011
3. 12, vs. Vanderbilt, Jan. 8, 2011
- 12, vs. Georgia Southern, Nov. 16, 2009
5. 11, vs. Auburn, Jan. 29, 2011
- 11, vs. Richmond, Dec. 16, 2009

Most Steals

1. 18, at Princeton, Dec. 2, 2008
2. 16, vs. Furman, Dec. 21, 2009
3. 15, vs. Vanderbilt, Jan. 16, 2008
- 15, vs. NC Central, Dec. 16, 2008
5. 14, vs. Baylor, Jan. 2, 2010
- 14, at Clemson, Dec. 6, 2009
- 14, vs. USC Upstate, Nov. 22, 2008

Most Points At Halftime

1. 52, vs. Alabama, A&M, Nov. 13, 2009
2. 49, vs. Radford, Nov. 19, 2010
- 49, vs. Jacksonville, Nov. 27, 2009
4. 47, vs. Longwood, Jan. 5, 2010
- 47, vs. USC Upstate, Nov. 22, 2008
- 47, vs. Jacksonville State, Nov. 14, 2008

Most Points By Opponent

1. 98, Clemson, Dec. 30, 2008
2. 97, Florida, Feb. 3, 2009
3. 96, Vanderbilt, Feb. 28, 2009
4. 93, Jacksonville, Nov. 27, 2009
5. 92, Arkansas, Feb. 17, 2010

Fewest Points By Opponent

1. 41, USC Upstate, Nov. 23, 2010
2. 43, NC Central, Dec. 16, 2008
3. 48, Furman, Dec. 5, 2008
4. 49, Jacksonville State, Dec. 29, 2010
5. 50, Western Carolina, Nov. 11, 2011
- 50, Alabama A&M, Nov. 13, 2009

Most Field Goals Made By Opponent

1. 36, Clemson, Dec. 30, 2008
2. 35, Tennessee, March 5, 2009
3. 33, Boston College, Jan. 1, 2011
- 33, Vanderbilt, Jan. 16, 2010
5. 32, WKU, Nov. 27, 2010
- 32, Kentucky, Feb. 25, 2010

Fewest Field Goals Made By Opponent

1. 15, USC Upstate, Nov. 23, 2010
2. 16, at Elon, Nov. 15, 2011
- 16, Furman, Dec. 5, 2008
4. 17, Western Carolina, Nov. 11, 2011
- 17, Wofford, Dec. 11, 2010
- 17, NC Central, Dec. 16, 2008
7. 18, LSU, Feb. 2, 2011
- 18, Furman, Dec. 21, 2009
- 18, Georgia, March 7, 2009

Most Rebounds By Opponent

1. 57, Miami (Fla.), Nov. 22, 2009
2. 52, WKU, Nov. 27, 2010
- 52, Baylor, Jan. 2, 2010
4. 50, Mississippi State, March 13, 2009
5. 49, Alabama, March 3, 2010
- 49, Georgia, March 7, 2009

Fewest Rebounds By Opponent

1. 27, Tennessee, March 3, 2011
2. 28, Tennessee State, Nov. 20, 2011
- 28, Vanderbilt, March 6, 2010
- 28, Presbyterian, Dec. 23, 2008
- 28, Furman, Dec. 5, 2008
6. 29, Western Carolina, Nov. 11, 2011
- 29, Wofford, Dec. 11, 2010
- 29, Wofford, Jan. 5, 2009

GAME 1 - SOUTH CAROLINA, 75, WESTERN CAROLINA 50 COLUMBIA, S.C. - NOV. 11, 2011

COLUMBIA, S.C. - Freshman Anthony Gill and sophomore Brenton Williams scored 14 and 13 points, respectively, to lead the South Carolina men's basketball team to a season-opening 75-50 victory over Western Carolina on Friday night at Colonial Life Arena.

Gill was 6-of-7 from the floor, including 1-for-1 from 3-point range, while Williams was 5-for-8 on the night. Williams also led a solid defensive effort, collecting five of the Gamecocks' 11 steals. Senior Malik Cooke added 10 points and seven rebounds, and junior Lakeem Jackson filled the stat sheet with five points, five assists, 10 rebounds and three steals.

With the win, the Gamecocks (1-0) claim their 11th straight season opener, including a 4-0 mark under head coach Darrin Horn.

South Carolina dominated nearly every statistical category as it shot 50.8 percent from the floor (30-of-59) and held the Catamounts to 36.2 percent shooting (17-of-47). The Gamecocks also held a decisive advantage in points in the paint (46-18), second chance points (20-9), bench points (38-16) and points off turnovers (22-15) and they controlled the boards with a 37-29 edge, including 18 offensive boards.

The Gamecocks used their defensive pressure to break an 8-8 tie early on with an 8-0 run, including six straight points off turnovers. Williams made a transition layup off a steal by Brian Richardson to cap the run and give South Carolina a 16-8 lead at the 10:40 mark.

Western Carolina (0-1) scrapped back with back-to-back 3-pointers and a dunk by Brandon Boggs to knot the game at 16-16, but South Carolina scored the next nine points to build a lead it would not relinquish. Williams gave the Gamecocks their biggest lead of the half at 33-22 by converting a layup off a steal by Jackson, one of five South Carolina had in the half. Williams, who paced the Gamecocks with 11 points in the half, sank a pair of free throws with less than a minute remaining to give South Carolina a 35-25 advantage heading into the locker room.

The Gamecocks outscored Western Carolina 40-25 in the second half as they held the Catamounts to just 32 percent shooting. Gill drained a 3-pointer at the 17:00 mark to give South Carolina a 43-29 lead. After Boggs knocked down a jumper to trim the Gamecocks' lead to 43-33 with 15:06 remaining, South Carolina outscored Western Carolina 26-10 over the next 10 minutes to pull away for the win.

Sophomore Eric Smith chipped in a career-high nine points and four assists for the Gamecocks.

Trey Sumler and Harouna Mutombo netted 11 points apiece to lead Western Carolina.

GAME 2 - SOUTH CAROLINA 53, ELON 58 ELON, N.C. - NOV. 15, 2011

ELON, N.C. - The South Carolina men's basketball team (1-1) suffered a 58-53 non-conference loss at Elon (1-1) on Tuesday. Freshman forward Anthony Gill and senior Malik Cooke led the Gamecocks with nine points each.

The team's combined for 42 fouls in the game, with the Gamecocks called for 24 and Elon 18.

South Carolina shot just 31.3 percent (20-64) in the contest, including an 11.1 percent (3-27) mark from 3-point range.

Elon was led by Lucas Troutman with 16 points on 5-of-8 shooting from the field and a 6-of-6 effort from the free throw line. Freshman guard Austin Hamilton chipped in 12 points and two assists.

Back and forth play was the story of the first part of the opening half. Two Troutman free throws gave Elon a 13-10 lead with 10:52 remaining in the first half.

The teams traded layups to follow, before consecutive dunks by sophomore guard Brian Richardson followed by a jumper by sophomore guard Eric Smith gave the Gamecocks their first lead of the game at 20-19 with just over four minutes remaining before halftime.

Elon regained the lead on two Kevin Blake free throws at the 3:52 mark and the Phoenix capitalized during the final minutes of the half to hold an 11-point lead at 34-23 at the break.

South Carolina used a 15-6 run through the first eight minutes of the second half to pull within two at 40-38. Foul trouble plagued the Gamecocks during the later portion of the contest, however, as both Cooke and junior guard Lakeem Jackson fouled out of the game.

Elon held the lead for the remainder of the second half and Ryley Beaumont hit four free throws with under 30 seconds remaining to close the win for the Phoenix.

Official Basketball Box Score -- Game Totals -- Final Statistics Western Carolina vs South Carolina 11/11/11 7 p.m. at Columbia, S.C. (Colonial Life Arena)

Western Carolina 50 • 0-1

#	Player	Total		3-Ptr		Rebounds			PF	TP	A	TO	Blk	Stl	Min
		FG	FGA	FG	FGA	FT	FTA	Off Def Tot							
32	KING, Tawaski	f	2-5	0-0	0-1	1	1	2	5	4	1	1	0	1	29
40	ROSS, Preston	f	0-2	0-2	1-2	0	0	0	1	1	0	1	0	0	12
05	SUMLER, Trey	g	2-5	2-3	5-6	1	3	4	2	11	4	5	0	1	35
22	MUTOMBO, Harouna	g	4-9	0-1	3-5	3	5	8	2	11	1	3	0	0	30
24	BOGGS, Brandon	g	3-8	1-4	0-0	2	1	3	2	7	1	3	2	1	28
00	TANKELEWICZ, Tom		2-5	1-2	1-2	2	2	4	1	6	0	0	0	1	14
01	HALL, Kenny		0-0	0-0	0-0	0	1	1	1	0	0	0	0	0	4
02	DUNFORD, Dillon		0-0	0-0	0-0	0	0	0	0	0	0	1	0	0	1
04	COLE, Keaton		3-9	2-6	0-0	0	1	1	0	8	3	5	0	3	28
25	SINCLAIR, James		1-1	0-0	0-0	0	0	0	0	2	0	0	0	0	3
33	HOLLIS, Ishmael		0-1	0-0	0-0	0	1	1	2	0	0	0	0	1	10
44	SMITHSON, Sam		0-2	0-0	0-0	1	0	1	1	0	0	0	2	0	6
Team						3	1	4							
Totals			17-47	6-18	10-16	13	16	29	17	50	10	19	4	8	200
FG % 1st Half:		9-22	40.9%	2nd half:	8-25	32.0%	Game:	17-47	36.2%	Deadball Rebounds 3,1					
3FG % 1st Half:		2-8	25.0%	2nd half:	4-10	40.0%	Game:	6-18	33.3%						
FT % 1st Half:		5-9	55.6%	2nd half:	5-7	71.4%	Game:	10-16	62.5%						

South Carolina 75 • 1-0

#	Player	Total		3-Ptr		Rebounds			PF	TP	A	TO	Blk	Stl	Min
		FG	FGA	FG	FGA	FT	FTA	Off Def Tot							
13	GILL, Anthony	f	6-7	1-1	1-2	2	2	4	2	14	1	1	0	0	23
15	COOKE, Malik	f	3-8	0-0	4-6	5	2	7	0	10	1	3	0	0	23
24	HARRIS, Damontre	f	1-4	0-0	1-2	1	0	1	4	3	0	1	2	0	19
30	JACKSON, Lakeem	g	2-4	0-0	1-1	2	8	10	2	5	5	0	0	3	21
32	LEONARD, Damien	g	2-10	1-5	0-0	1	0	1	1	5	0	1	1	1	22
01	WILLIAMS, Brenton		5-8	1-1	2-2	0	2	2	1	13	1	4	0	5	17
02	RICHARDSON, Brian		2-4	1-3	0-0	0	1	0	1	5	1	0	1	1	19
05	SMITH, Eric		4-6	1-2	0-2	0	0	0	0	9	4	1	0	0	19
33	SLAWSON, RJ		3-4	0-0	1-2	3	0	3	3	7	1	0	0	1	21
45	GEATHERS, Carlton		2-4	0-0	0-0	1	5	6	0	4	0	0	1	0	16
Team						2	0	2							
Totals			30-59	5-12	10-17	18	19	37	14	75	14	12	5	11	200
FG % 1st Half:		15-30	50.0%	2nd half:	15-29	51.7%	Game:	30-59	50.8%	Deadball Rebounds 1,2					
3FG % 1st Half:		1-4	25.0%	2nd half:	4-8	50.0%	Game:	5-12	41.7%						
FT % 1st Half:		4-6	66.7%	2nd half:	6-11	54.5%	Game:	10-17	58.8%						

Officials: Mike Kitts, Brian Shey, Carlos Gonzalez
Technical fouls: Western Carolina-None. South Carolina-None.
Attendance: 9330
2011-12 Season Opener

Score by periods	1st	2nd	Total
Western Carolina	25	25	50
South Carolina	35	40	75

Points	In	Off	2nd	Fast	Bench
WCU	18	15	9	10	16
SC	46	22	20	19	38

Last FG - WCU 2nd-00:33, SC 2nd-01:11.
Largest lead - WCU by 3 1st-13:26, SC by 27 2nd-01:11.

Score tied - 5 times.
Lead changed - 3 times.

Official Basketball Box Score -- Game Totals -- Final Statistics South Carolina vs Elon 11/15/11 7:00 p.m. at Elon, N.C. (Alumni Gym)

South Carolina 53 • 1-1

#	Player	Total		3-Ptr		Rebounds			PF	TP	A	TO	Blk	Stl	Min
		FG	FGA	FG	FGA	FT	FTA	Off Def Tot							
13	GILL, Anthony	f	4-5	0-0	1-3	2	7	9	4	9	0	2	1	0	28
15	COOKE, Malik	f	3-10	1-3	2-2	2	3	5	5	9	1	0	0	0	26
24	HARRIS, Damontre	f	2-6	0-0	4-7	6	4	10	1	8	0	1	1	2	26
30	JACKSON, Lakeem	g	2-4	0-0	1-2	3	1	4	5	5	1	2	0	2	26
32	LEONARD, Damien	g	2-17	1-11	2-2	2	0	2	2	7	2	0	0	2	27
01	WILLIAMS, Brenton		1-3	1-3	0-0	0	1	1	1	3	0	1	0	0	13
02	RICHARDSON, Brian		2-9	0-6	0-0	0	0	0	0	4	0	0	0	1	21
05	SMITH, Eric		3-5	0-2	0-1	0	1	1	2	6	2	1	0	1	14
33	SLAWSON, RJ		1-5	0-2	0-0	1	2	3	2	2	0	0	0	1	11
45	GEATHERS, Carlton		0-0	0-0	0-0	0	1	1	2	0	0	0	0	0	8
Team						2	2	4							
Totals			20-64	3-27	10-17	18	22	40	24	53	6	7	2	9	200
FG % 1st Half:		8-32	25.0%	2nd half:	12-32	37.5%	Game:	20-64	31.3%	Deadball Rebounds 3					
3FG % 1st Half:		0-12	0.0%	2nd half:	3-15	20.0%	Game:	3-27	11.1%						
FT % 1st Half:		7-11	63.6%	2nd half:	3-6	50.0%	Game:	10-17	58.8%						

Elon 58 • 1-1

#	Player	Total		3-Ptr		Rebounds			PF	TP	A	TO	Blk	Stl	Min
		FG	FGA	FG	FGA	FT	FTA	Off Def Tot							
21	BEAUMONT, Ryley	f	1-2	1-1	3-4	0	5	5	3	6	0	1	0	0	20
31	TROUTMAN, Lucas	f	5-8	0-0	6-6	2	3	5	4	16	2	2	2	0	25
01	SPRADLIN, Drew	g	2-5	2-4	0-0	1	4	5	1	6	2	4	0	0	25
10	HAMILTON, Austin	g	4-7	0-1	4-8	0	3	3	2	12	2	1	0	0	32
24	KOCH, Sebastian	g	0-5	0-4	2-2	1	2	3	2	2	1	1	0	0	27
00	BONNEY, Josh		0-2	0-0	0-0	0	2	2	1	0	0	1	0	1	7
11	BLAKE, Kevin		0-3	0-2	3-6	1	5	6	0	3	0	1	0	1	28
12	DUGAS, Roger		1-1	0-0	0-0	0	0	0	0	2	0	1	0	0	5
23	EDOMWONYI, Egeheosa		0-2	0-0	2-2	1	1	2	5	2	1	3	0	0	17
44	ERVIN, Brett		3-5	3-4	0-0	2	4	6	0	9	1	0	0	0	14
Team						0	1	1							
Totals			16-40	6-16	20-28	8	30	38	18	58	9	14	3	1	200
FG % 1st Half:		8-19	42.1%	2nd half:	8-21	38.1%	Game:	16-40	40.0%	Deadball Rebounds 2					
3FG % 1st Half:		5-8	62.5%	2nd half:	1-8	12.5%	Game:	6-16	37.5%						
FT % 1st Half:		13-16	81.3%	2nd half:	7-12	58.3%	Game:	20-28	71.4%						

Officials: John Hampton, Lee Cassell, John Heatly
Technical fouls: South Carolina-None. Elon-None.
Attendance: 1589

Score by periods	1st	2nd	Total
South Carolina	23	30	53
Elon	34	24	58

Points	In	Off	2nd	Fast	Bench
SC	26	8	10	6	15
ELON	10	2	7	0	16

Last FG - SC 2nd-00:01, ELON 2nd-04:58.
Largest lead - SC by 1 1st-04:38, ELON by 11 1st-00:16.

Score tied - 4 times.
Lead changed - 2 times.

GAME 3 - SOUTH CAROLINA 63, TENNESSEE STATE 64
COLUMBIA, S.C. - NOV. 20, 2011

COLUMBIA, S.C. - The South Carolina Gamecocks (1-2) suffered a 64-63 defeat against Tennessee State (2-2) on Sunday night at Colonial Life Arena competing in the Continental Tire Las Vegas Invitational. Sophomore guard Eric Smith led the Gamecocks with 18 points, doubling a career high.

Tennessee State started a run as the game passed the 10-minute mark and held a 15-9 lead with just over eight minutes left in the opening half. Carolina gained new life 30 seconds later after senior Malik Cooke poked the ball free from a Tiger guard and Lakeem Jackson collected the loose ball to take it down the floor and slam home a two-handed dunk.

Tennessee State's Robert Covington would hit a 3 at the other end, but Cooke would follow with a free throw and Damien Leonard hit a 3 from the corner to pull the Gamecocks to within three points of the Tigers with 5:31 left in the stanza. Following the under-four minute media timeout, Tennessee State's Jordan Cyphers buried two 3s and added three free throws, as the Tigers took a 33-19 lead into the locker room at halftime.

Sophomore forward Damontre Harris would convert a three-point play and Smith would hit a pair of 3s from the left wing to bring the Garnet and Black scratching back in the second half. With 10:07 left, Smith drove to the hole and dished a pass to RJ Slawson who finished the possession with a layup to near the score at 49-38.

The Tigers took a timeout to halt the momentum, but the Gamecocks' run wasn't over, as right off the break solid defense set up Cooke for a mid-range jumper followed by a 3 from the wing to pull within six points of the Tiger lead with 8:46 remaining.

Following the under-eight minute media timeout, Carolina pressed the Tigers off the break and Slawson came up with a steal at mid-court to set up a deep 3 from Smith at the top of the key to pull the Gamecocks to within two points with 7:20 left on the clock.

With 3:17 remaining, Tennessee State's Wil Peters hit a 3 to push the lead to 63-56 Tigers, but Smith would respond with two more 3s to pull the lead back to two with 1:19 remaining in the contest.

A steal by Leonard gave the ball to Carolina with under a minute left. Slawson would be fouled under the basket with a chance to tie, as the score stood at 64-62 with seven seconds remaining. Slawson would hit one of the two attempts from the line, and the Tigers would miss the front end of a bonus shot from the line at the other end, but Tennessee State held on to earn the 64-63 win.

The Gamecocks held the advantage in the paint, outscoring the Tigers 24-14 and holding the rebounding advantage by a mark of 33-28.

Smith posted a career high with 18 points, while Jackson would add 12, and Cooke and Slawson contributed 10 apiece.

Official Basketball Box Score -- Game Totals -- Final Statistics
Tennessee State vs South Carolina
11/20/11 6 p.m. at Columbia, S.C. (Colonial Life Arena)

Tennessee State 64 • 2-2

#	Player		Total		3-Ptr	Rebounds			PF	TP	A	TO	Blk	Stl	Min
			FG	FGA	FG-FGA	FT-FTA	Off	Def							
31	MOORE, Kenny	f	2-7	0-3	3-6	0	4	4	2	7	2	1	0	1	22
33	COVINGTON, Robert	f	5-12	3-7	3-4	1	8	9	2	16	3	1	0	1	37
34	RHETT, M.J.	f	0-1	0-0	0-0	0	2	2	4	0	1	1	0	1	15
02	MILLER, Patrick	g	4-8	1-1	2-5	0	1	1	3	11	6	2	0	3	32
10	PETERS, Wil	g	3-7	2-5	0-0	0	1	1	2	8	0	4	0	3	34
03	BUTCHER, Kharon		1-1	1-1	0-0	0	2	2	1	3	2	0	0	0	15
12	BAWA, Muniru		0-1	0-0	0-0	0	0	0	0	0	0	0	0	0	4
21	THORNTON, Kellen		3-3	0-0	1-2	1	1	2	5	7	1	1	0	0	18
44	GREEN, Michael		0-0	0-0	0-0	0	0	0	2	0	0	2	0	0	7
45	CYPHERS, Jordan		3-7	3-5	3-4	1	1	2	2	12	0	1	1	0	16
	Team					3	2	5							
Totals			21-47	10-22	12-21	6	22	28	23	64	15	13	1	9	200
FG % 1st Half: 10-26 38.5%			2nd half: 11-21 52.4%	Game: 21-47 44.7%			Deadball								
3FG % 1st Half: 6-13 46.2%			2nd half: 4-9 44.4%	Game: 10-22 45.5%			Rebounds								
FT % 1st Half: 7-14 50.0%			2nd half: 5-7 71.4%	Game: 12-21 57.1%			6,2								

South Carolina 63 • 1-2

#	Player		Total		3-Ptr		Rebounds			PF	TP	A	TO	Blk	Stl	Min			
			FG	FGA	FG	FGA	FT	FTA	Off								Def	Tot	
13	GILL, Anthony	f	1	3	0	0	0	1	1	2	2	2	3	0	0	21			
15	COOKE, Malik	f	4	12	1	6	1	2	1	5	6	4	10	2	4	3	2	36	
24	HARRIS, Damontre	f	2	2	0	0	1	1	0	7	7	2	5	0	0	2	0	16	
30	JACKSON, Lakeem	g	5	6	0	0	2	4	0	2	2	1	12	3	4	0	0	26	
32	LEONARD, Damien	g	1	5	1	5	2	4	1	0	1	3	5	2	2	0	2	24	
01	WILLIAMS, Brenton		0	1	0	1	1	2	0	0	0	0	1	0	0	0	0	2	
02	RICHARDSON, Brian		0	8	0	5	0	0	1	0	1	3	0	2	0	0	0	16	
05	SMITH, Eric		6	10	5	7	1	1	0	2	2	2	18	1	4	0	0	18	
33	SLAWSON, RJ		3	7	0	2	4	6	3	3	6	3	10	0	2	1	1	28	
45	GEATHERS, Carlton		0	1	0	0	0	0	1	1	2	1	0	0	0	1	0	13	
	Team								4	0	4								
Totals				22-55	7-26	12-20		12	21	33	21	63	13	16	7	5	200		
FG % 1st Half:			5-22	22.7%	2nd half:	17-33	51.5%	Game:		22-55	40.0%								Deadball Rebounds 4,2
3FG % 1st Half:			1-8	12.5%	2nd half:	6-18	33.3%	Game:		7-26	26.9%								
FT % 1st Half:			8-15	53.3%	2nd half:	4-5	80.0%	Game:		12-20	60.0%								

Officials: Bill Covington Jr., Ron Tyburski, Sean Casady
 Technical fouls: Tennessee State-None. South Carolina-None.
 Attendance: 9045
 Las Vegas Invitational

Score by periods	1st	2nd	Total						
Tennessee State	33	31	64	Points	In	Off	2nd	Fast	
South Carolina	19	44	63	TSU	14	14	11	6	22
				SC	24	15	9	11	29

Last FG - TSU 2nd-03:17, SC 2nd-01:19. Score tied - 0 times.
 Largest lead - TSU by 22 2nd-14:49, SC by 4 1st-16:50. Lead changed - 3 times.



#15 - MALIK COOKE

R-SENIOR - FORWARD

6'5 - 215 - 3 LETTERS

CHARLOTTE, N.C. - CHRIST SCHOOL/NEVADA

COOKE'S CAREER HIGHS

POINTS

22, vs. Tennessee (Feb. 16, 2011)

FIELD GOALS

8, at Fresno State (2/26/09)

FIELD GOAL ATTEMPTS

15, at Michigan State (Nov. 16, 2010)

3-POINT FIELD GOALS

3, twice, last vs. Tennessee (Feb. 16, 2011)

3-POINT FIELD GOAL ATTEMPTS

7, at Michigan State (Nov. 16, 2010)

FREE THROWS

9, vs. Ole Miss (Feb. 22, 2011)

FREE THROW ATTEMPTS

10, vs. Ole Miss (Feb. 22, 2011)

REBOUNDS

13, vs. Vanderbilt (Jan. 8, 2011)

ASSISTS

5, twice, last vs. Sonoma State (12/9/08)

BLOCKS

3, vs. Tenn. State (Nov. 20, 2011)

STEALS

6, twice, last vs. Utah State (3/14/09)

MINUTES PLAYED

36, twice, last vs. Tenn. State (Nov. 20, 2011)

COOKE'S SEASON HIGHS

POINTS

10, twice, last vs. Tenn. State (Nov. 20, 2011)

FIELD GOALS

4, vs. Tenn. State (Nov. 20, 2011)

FIELD GOAL ATTEMPTS

12, vs. Tenn. State (Nov. 20, 2011)

3-POINT FIELD GOALS

1, twice, last vs. Tenn. State (Nov. 20, 2011)

3-POINT FIELD GOAL ATTEMPTS

6, vs. Tenn. State (Nov. 20, 2011)

FREE THROWS

4, vs. Western Carolina (Nov. 11, 2011)

FREE THROW ATTEMPTS

6, vs. Western Carolina (Nov. 11, 2011)

REBOUNDS

7, vs. Western Carolina (Nov. 11, 2011)

ASSISTS

2, vs. Tenn. State (Nov. 20, 2011)

BLOCKS

3, vs. Tenn. State (Nov. 20, 2011)

STEALS

2, vs. Tenn. State (Nov. 20, 2011)

MINUTES PLAYED

36, vs. Tenn. State (Nov. 20, 2011)

2011-12

Opponent	Date	GS	Min	FG-FGA	Pct	3FG-FGA	Pct	FT-FTA	Pct	Off	Def	Tot	Avg	PF	FO	A	TO	Blk	Stl	Pts	Avg
Western Carolina	Nov. 11	*	23	3-8	.375	0-0	.000	4-6	.667	5	2	7	7.0	0	0	1	3	0	0	10	10.0
at Elon	Nov. 15	*	26	3-10	.333	1-3	.333	2-2	.750	2	3	5	6.0	5	0	1	0	0	0	9	9.5
Tenn State	Nov. 20	*	36	4-12	.333	1-6	.222	1-2	.700	1	5	6	6.0	4	0	2	4	3	2	10	9.7
Miss Valley State	Nov. 22																				
UNC	Nov. 25																				
So. Cal/UNLV	Nov. 26																				
Providence	Dec. 1																				
at Clemson	Dec. 4																				
Presbyterian	Dec. 13																				
Ohio State	Dec. 17																				
SE Louisiana	Dec. 21																				
Wofford	Dec. 28																				
USC Upstate	Dec. 31																				
SC State	Jan. 3																				
at Kentucky	Jan. 7																				
Vanderbilt	Jan. 10																				
Florida	Jan. 14																				
at Auburn	Jan. 21																				
Alabama	Jan. 25																				
at Ole Miss	Jan. 28																				
at Florida	Feb. 2																				
Kentucky	Feb. 4																				
at Tennessee	Feb. 8																				
at Arkansas	Feb. 11																				
Georgia	Feb. 15																				
LSU	Feb. 18																				
at Vanderbilt	Feb. 22																				
Tennessee	Feb. 25																				
Mississippi State	Feb. 29																				
at Georgia	March 3																				

SEASON NOTES

Played a team-high 23 minutes in season opener vs. Western Carolina (Nov. 11), scoring 10 points ... Matched teammate Anthony Gill for a team high nine points in loss at Elon (Nov. 15) ... Posted 10 points, six rebounds, two asissts, a career high three blocks and two steals vs. Tennessee State (Nov. 20) ... Also matched career high with 36 points vs. the Tigers ...

CAREER STATISTICS

Season	GP-GS	Min	Avg	FG	FGA	Pct	3FG	3FGA	Pct	FT	FTA	Pct	Off	Def	Tot	Avg	PF	FO	Ast	TO	Blk	Stl	Pts	Avg
2007-08*	33-1	377	11.4	26	54	.481	2	12	.167	25	38	.658	32	64	96	2.9	39	0	17	24	13	12	79	2.4
2008-09*	34-34	934	27.5	116	218	.532	13	29	.448	83	114	.728	95	117	212	6.2	82	1	29	46	20	62	328	9.6
2010-11	30-17	773	25.8	99	221	.448	14	47	.298	71	89	.798	87	104	191	6.4	86	4	21	48	16	44	283	9.4
2011-12	3-3	85	28.3	10	30	.333	2	9	.222	7	10	.700	8	10	18	6.0	9	1	4	7	3	2	29	9.7
Total	100-55	2169	21.7	251	523	.479	31	97	.319	186	251	.741	222	295	517	5.2	216	6	71	125	52	120	719	7.2

* at Nevada

CAREER SEC STATISTICS

Season	GP-GS	Min	Avg	FG	FGA	Pct	3FG	3FGA	Pct	FT	FTA	Pct	Off	Def	Tot	Avg	PF	FO	Ast	TO	Blk	Stl	Pts	Avg
2011	16-0	260	16.3	15	49	.306	6	24	.250	13	17	.765	6	7	13	0.8	18	0	23	15	0	4	49	3.1



#30 - LAKEEM JACKSON

JUNIOR - FORWARD
6'5 - 238 - 2 LETTERS
CHARLOTTE, N.C. - CHRIST SCHOOL

JACKSON'S CAREER HIGHS

POINTS
19 vs. Baylor (1/2/10)

FIELD GOALS
9 vs. Baylor (1/2/10)

FIELD GOAL ATTEMPTS
17 vs. Baylor (1/2/10)

3-POINT FIELD GOALS
1, three times, last vs. Vanderbilt (Jan. 8, 2011)

3-POINT FIELD GOAL ATTEMPTS
4 Alabama A&M (11/13/09)

FREE THROWS
5 vs. Furman (12/21/09)

FREE THROW ATTEMPTS
9, twice, last vs. Baylor (1/2/10)

REBOUNDS
14 vs. Alabama (3/11/10)

ASSISTS
7, at Vanderbilt (Feb. 5, 2011)

BLOCKS
3 vs. Baylor (1/2/10)

STEALS
6 vs. Baylor (1/2/10)

MINUTES PLAYED
44, vs. WKU (Nov. 27, 2010)

JACKSON'S SEASON HIGHS

POINTS
12, vs. Tenn. State (Nov. 20, 2011)

FIELD GOALS
5, vs. Tenn. State (Nov. 20, 2011)

FIELD GOAL ATTEMPTS
6, vs. Tenn. State (Nov. 20, 2011)

3-POINT FIELD GOALS
-

3-POINT FIELD GOAL ATTEMPTS
-

FREE THROWS
2, vs. Tenn. State (Nov. 20, 2011)

FREE THROW ATTEMPTS
4, vs. Tenn. State (Nov. 20, 2011)

REBOUNDS
10, vs. Western Carolina (Nov. 11, 2011)

ASSISTS
5, vs. Western Carolina (Nov. 11, 2011)

BLOCKS
-

STEALS
3, vs. Western Carolina (Nov. 11, 2011)

MINUTES PLAYED
26, twice, last vs. Tenn. State (Nov. 20, 2011)

2011-12

Opponent	Date	GS	Min	FG-FGA	Pct	3FG-FGA	Pct	FT-FTA	Pct	Off	Def	Tot	Avg	PF	FO	A	TO	Blk	Stl	Pts	Avg
Western Carolina	Nov. 11	*	21	2-4	.500	0-0	.000	1-1	1.000	2	8	10	10.0	2	0	5	0	0	3	5	5.0
at Elon	Nov. 15	*	26	2-4	.500	0-0	.000	1-2	.667	3	1	4	7.0	5	1	1	2	0	2	5	5.0
Tenn State	Nov. 20	*	26	5-6	.643	0-0	.000	2-4	.571	0	2	2	5.3	1	0	3	4	0	0	12	7.3
Miss Valley State	Nov. 22																				
UNC	Nov. 25																				
So. Cal/UNLV	Nov. 26																				
Providence	Dec. 1																				
at Clemson	Dec. 4																				
Presbyterian	Dec. 13																				
Ohio State	Dec. 17																				
SE Louisiana	Dec. 21																				
Wofford	Dec. 28																				
USC Upstate	Dec. 31																				
SC State	Jan. 3																				
at Kentucky	Jan. 7																				
Vanderbilt	Jan. 10																				
Florida	Jan. 14																				
at Auburn	Jan. 21																				
Alabama	Jan. 25																				
at Ole Miss	Jan. 28																				
at Florida	Feb. 2																				
Kentucky	Feb. 4																				
at Tennessee	Feb. 8																				
at Arkansas	Feb. 11																				
Georgia	Feb. 15																				
LSU	Feb. 18																				
at Vanderbilt	Feb. 22																				
Tennessee	Feb. 25																				
Mississippi State	Feb. 29																				
at Georgia	March 3																				


SEASON NOTES
Dished five assists, committing zero turnovers, while grabbing a game-best 10 rebounds in season opener win over Western Carolina (Nov. 11) ... Posted five points and collected two steals vs. Elon (Nov. 15) ... Tallied first double-figure scoring game of the season with 12 points on 5-of-6 shooting from the floor and two free throws vs. Tennessee State (Nov. 20)

CAREER STATISTICS

Season	GP-GS	Min	Avg	FG	FGA	Pct	3FG	3FGA	Pct	FT	FTA	Pct	Off	Def	Tot	Avg	PF	FO	Ast	TO	Blk	Stl	Pts	Avg
2009-10	31-30	827	26.7	104	206	.505	0	8	.000	16	59	.271	63	91	154	5.0	66	0	59	35	19	47	224	7.2
2010-11	26-25	731	28.1	87	182	.478	3	10	.300	26	62	.419	71	75	146	5.6	40	0	66	46	5	24	203	7.8
2011-12	3-3	73	24.3	9	14	.643	0	0	.000	4	7	.571	5	11	16	5.3	8	1	9	6	0	5	22	7.3
Totals	60-58	1631	27.2	200	402	.497	3	18	.166	46	128	.359	139	177	316	5.3	114	1	134	87	24	76	449	7.5

CAREER SEC STATISTICS

Season	GP-GS	Min	Avg	FG	FGA	Pct	3FG	3FGA	Pct	FT	FTA	Pct	Off	Def	Tot	Avg	PF	FO	Ast	TO	Blk	Stl	Pts	Avg
2010	16-15	454	28.4	54	101	.535	0	0	.000	3	22	.136	33	48	81	5.1	41	0	32	19	5	21	111	6.9
2011	12-11	335	27.9	33	74	.446	1	3	.333	6	2	.273	30	28	58	4.8	17	0	25	22	1	4	73	6.1
Totals	28-26	789	28.2	87	175	.497	1	3	.333	9	24	.375	63	76	139	5.0	58	0	57	41	6	25	184	6.6



#23 - BRUCE ELLINGTON

SOPHOMORE - GUARD

5'9 - 197 - 1 LETTER

MONCKS CORNER, S.C. - BERKELEY

ELLINGTON'S CAREER HIGHS

POINTS

31, at Furman (Dec. 22, 2010)

FIELD GOALS

11, at Furman (Dec. 22, 2010)

FIELD GOAL ATTEMPTS

23, at Furman (Dec. 22, 2010)

3-POINT FIELD GOALS

6, twice, last vs. Vanderbilt (Jan. 8, 2011)

3-POINT FIELD GOAL ATTEMPTS

13, twice, last vs. Tennessee (Feb. 16, 2011)

FREE THROWS

7, vs. Arkansas (Jan. 19, 2011)

FREE THROW ATTEMPTS

11, vs. Arkansas (Jan. 19, 2011)

REBOUNDS

8, vs. WKU (Nov. 27, 2010)

ASSISTS

8, vs. WKU (Nov. 27, 2010)

BLOCKS

-

STEALS

4, at Michigan State (Nov. 16, 2010)

MINUTES PLAYED

46, vs. WKU (Nov. 27, 2010)

ELLINGTON'S SEASON HIGHS

POINTS

X

FIELD GOALS

X

FIELD GOAL ATTEMPTS

X

3-POINT FIELD GOALS

X

3-POINT FIELD GOAL ATTEMPTS

X

FREE THROWS

X

FREE THROW ATTEMPTS

X

REBOUNDS

X

ASSISTS

X

BLOCKS

X

STEALS

X

MINUTES PLAYED

X

SEASON NOTES

2011-12

Opponent	Date	GS	Min	FG-FGA	Pct	3FG-FGA	Pct	FT-FTA	Pct	Off	Def	Tot	Avg	PF	FO	A	TO	Blk	Stl	Pts	Avg
Western Carolina	Nov. 11																				
at Elon	Nov. 15																				
Tenn State	Nov. 20																				
Miss Valley State	Nov. 22																				
UNC	Nov. 25																				
So. Cal/UNLV	Nov. 26																				
Providence	Dec. 1																				
at Clemson	Dec. 4																				
Presbyterian	Dec. 13																				
Ohio State	Dec. 17																				
SE Louisiana	Dec. 21																				
Wofford	Dec. 28																				
USC Upstate	Dec. 31																				
SC State	Jan. 3																				
at Kentucky	Jan. 7																				
Vanderbilt	Jan. 10																				
Florida	Jan. 14																				
at Auburn	Jan. 21																				
Alabama	Jan. 25																				
at Ole Miss	Jan. 28																				
at Florida	Feb. 2																				
Kentucky	Feb. 4																				
at Tennessee	Feb. 8																				
at Arkansas	Feb. 11																				
Georgia	Feb. 15																				
LSU	Feb. 18																				
at Vanderbilt	Feb. 22																				
Tennessee	Feb. 25																				
Mississippi State	Feb. 29																				
at Georgia	March 3																				

CAREER STATISTICS

Season	GP-GS	Min	Avg	FG	FGA	Pct	3FG	3FGA	Pct	FT	FTA	Pct	Off	Def	Tot	Avg	PF	FO	Ast	TO	Blk	Stl	Pts	Avg
2010-11	30-30	928	30.9	138	423	.326	61	198	.308	47	74	.635	25	75	100	3.3	75	0	97	87	0	31	384	12.8
2011-12																								
Totals																								

CAREER SEC STATISTICS

Season	GP-GS	Min	Avg	FG	FGA	Pct	3FG	3FGA	Pct	FT	FTA	Pct	Off	Def	Tot	Avg	PF	FO	Ast	TO	Blk	Stl	Pts	Avg
2011	16-16	500	31.3	69	237	.291	31	122	.254	23	35	.657	18	32	50	31	41	0	42	43	0	14	192	12.0



#24 - DAMONTRE HARRIS

SOPHOMORE - FORWARD

6'9 - 226 - 1 LETTER

FAYETTEVILLE, N.C. - TRINITY CHRISTIAN

HARRIS' CAREER HIGHS

POINTS

11, vs. Ole Miss (Feb. 22, 2011)

FIELD GOALS

5, vs. Ole Miss (Feb. 22, 2011)

FIELD GOAL ATTEMPTS

7, twice, last vs. Ole Miss (Feb. 22, 2011)

3-POINT FIELD GOALS

-

3-POINT FIELD GOAL ATTEMPTS

1, twice, last vs. Tennessee (March 3, 2011)

FREE THROWS

4, vs. Elon (Nov. 15, 2011)

FREE THROW ATTEMPTS

7, vs. Elon (Nov. 15, 2011)

REBOUNDS

10, twice, last vs. vs. Elon (Nov. 15, 2011)

ASSISTS

3, vs. Ole Miss (March 10, 2011)

BLOCKS

5, vs. SC State (Jan. 4, 2011)

STEALS

2, three times, last vs. Elon (Nov. 15, 2011)

MINUTES PLAYED

32, at Mississippi State (March 5, 2011)

HARRIS' SEASON HIGHS

POINTS

8, vs. Elon (Nov. 15, 2011)

FIELD GOALS

2, twice, last vs. Tenn. State (Nov. 20, 2011)

FIELD GOAL ATTEMPTS

6, vs. Elon (Nov. 15, 2011)

3-POINT FIELD GOALS

-

3-POINT FIELD GOAL ATTEMPTS

-

FREE THROWS

4, vs. Elon (Nov. 15, 2011)

FREE THROW ATTEMPTS

7, vs. Elon (Nov. 15, 2011)

REBOUNDS

10, vs. Elon (Nov. 15, 2011)

ASSISTS

-

BLOCKS

2, twice, last vs. Tenn. State (Nov. 20, 2011)

STEALS

2, vs. Elon (Nov. 15, 2011)

MINUTES PLAYED

26, vs. Elon (Nov. 15, 2011)

2011-12

Opponent	Date	GS	Min	FG-FGA	Pct	3FG-FGA	Pct	FT-FTA	Pct	Off	Def	Tot	Avg	PF	FO	A	TO	Blk	Stl	Pts	Avg
Western Carolina	Nov. 11	*	19	1-4	.250	0-0	.000	1-2	.500	1	0	1	1.0	4	0	0	1	2	0	3	3.0
at Elon	Nov. 15	*	26	2-4	.300	0-0	.000	4-7	.556	6	4	10	5.5	1	0	0	1	1	2	8	5.5
Tenn State	Nov. 20	*	16	2-2	.417	0-0	.000	1-1	.600	0	7	7	6.0	2	0	0	0	2	0	5	5.3
Miss Valley State	Nov. 22																				
UNC	Nov. 25																				
So. Cal/UNLV	Nov. 26																				
Providence	Dec. 1																				
at Clemson	Dec. 4																				
Presbyterian	Dec. 13																				
Ohio State	Dec. 17																				
SE Louisiana	Dec. 21																				
Wofford	Dec. 28																				
USC Upstate	Dec. 31																				
SC State	Jan. 3																				
at Kentucky	Jan. 7																				
Vanderbilt	Jan. 10																				
Florida	Jan. 14																				
at Auburn	Jan. 21																				
Alabama	Jan. 25																				
at Ole Miss	Jan. 28																				
at Florida	Feb. 2																				
Kentucky	Feb. 4																				
at Tennessee	Feb. 8																				
at Arkansas	Feb. 11																				
Georgia	Feb. 15																				
LSU	Feb. 18																				
at Vanderbilt	Feb. 22																				
Tennessee	Feb. 25																				
Mississippi State	Feb. 29																				
at Georgia	March 3																				

SEASON NOTES


Blocked two shots in season opener vs. Western Carolina (Nov. 11), but collected just one rebound and tallied three points ... Just two points away from first-career double-double with eight points and 10 rebounds vs. Elon (Nov. 15) ... Collected seven rebounds in just 16 minutes vs. Tennessee State (Nov. 20) ...

CAREER STATISTICS

Season	GP-GS	Min	Avg	FG	FGA	Pct	3FG	3FGA	Pct	FT	FTA	Pct	Off	Def	Tot	Avg	PF	FO	Ast	TO	Blk	Stl	Pts	Avg
2010-11	29-19	491	16.9	47	82	.573	0	2	.000	13	22	.591	48	56	104	3.6	61	1	13	21	26	14	107	3.7
2011-12	3-3	61	20.3	5	12	.417	0	0	.000	6	10	.600	7	11	18	6.0	7	0	0	2	5	2	16	5.3
Totals	32-22	552	17.3	52	94	.553	0	2	.000	19	32	.593	55	67	122	3.8	68	1	13	23	31	16	123	3.8

CAREER SEC STATISTICS

Season	GP-GS	Min	Avg	FG	FGA	Pct	3FG	3FGA	Pct	FT	FTA	Pct	Off	Def	Tot	Avg	PF	FO	Ast	TO	Blk	Stl	Pts	Avg
2011	16-15	293	18.3	28	49	.571	0	2	.000	7	10	.700	28	27	55	3.4	40	1	6	9	12	9	63	3.9



#2 - BRIAN RICHARDSON

SOPHOMORE - GUARD

6'4 - 171 - 1 LETTER

WILSON, N.C. - GREENFIELD SCHOOL

RICHARDSON'S CAREER HIGHS

POINTS

17, vs. SC State (Jan. 4, 2011)

FIELD GOALS

6, vs. SC State (Jan. 4, 2011)

FIELD GOAL ATTEMPTS

9, nine times, last vs. Elon (Nov. 15, 2011)

3-POINT FIELD GOALS

5, vs. SC State (Jan. 4, 2011)

3-POINT FIELD GOAL ATTEMPTS

9, twice, last vs. Boston College (Jan. 1, 2011)

FREE THROWS

7, vs. Delaware State (12/1/10)

FREE THROW ATTEMPTS

8, vs. Delaware State (12/1/10)

REBOUNDS

5, vs. USC Upstate (Nov. 23, 2010)

ASSISTS

3, twice, last vs. Delaware State (12/1/10)

BLOCKS

1, 7 times, last vs. West. Carolina (Nov. 11, 2011)

STEALS

2, four times, last vs. Florida (Feb. 9, 2011)

MINUTES PLAYED

33, at Furman (Dec. 22, 2010)

RICHARDSON'S SEASON HIGHS

POINTS

5, vs. Western Carolina (Nov. 11, 2011)

FIELD GOALS

2, twice, last vs. Elon (Nov. 15, 2011)

FIELD GOAL ATTEMPTS

9, vs. Elon (Nov. 15, 2011)

3-POINT FIELD GOALS

1, vs. Western Carolina (Nov. 11, 2011)

3-POINT FIELD GOAL ATTEMPTS

6, vs. Elon (Nov. 15, 2011)

FREE THROWS

-

FREE THROW ATTEMPTS

-

REBOUNDS

1, twice, last vs. Tenn. State (Nov. 20, 2011)

ASSISTS

2, vs. Tenn. State (Nov. 20, 2011)

BLOCKS

1, vs. Western Carolina (Nov. 11, 2011)

STEALS

1, last vs. Elon (Nov. 15, 2011)

MINUTES PLAYED

21, vs. Elon (Nov. 15, 2011)

2011-12

Opponent	Date	GS	Min	FG-FGA	Pct	3FG-FGA	Pct	FT-FTA	Pct	Off	Def	Tot	Avg	PF	FO	A	TO	Blk	Stl	Pts	Avg
Western Carolina	Nov. 11	19	2-4	.500	1-3	.333	0-0	.000	1	0	1	1.0	1	0	1	0	1	1	5	5.0	
at Elon	Nov. 15	21	2-9	.308	0-6	.111	0-0	.000	0	0	0	0.5	0	0	0	0	0	1	4	4.5	
Tenn State	Nov. 20	16	0-8	.190	0-5	.071	0-0	.000	1	0	1	0.7	3	0	2	0	0	0	0	3.0	
Miss Valley State	Nov. 22																				
UNC	Nov. 25																				
So. Cal/UNLV	Nov. 26																				
Providence	Dec. 1																				
at Clemson	Dec. 4																				
Presbyterian	Dec. 13																				
Ohio State	Dec. 17																				
SE Louisiana	Dec. 21																				
Wofford	Dec. 28																				
USC Upstate	Dec. 31																				
SC State	Jan. 3																				
at Kentucky	Jan. 7																				
Vanderbilt	Jan. 10																				
Florida	Jan. 14																				
at Auburn	Jan. 21																				
Alabama	Jan. 25																				
at Ole Miss	Jan. 28																				
at Florida	Feb. 2																				
Kentucky	Feb. 4																				
at Tennessee	Feb. 8																				
at Arkansas	Feb. 11																				
Georgia	Feb. 15																				
LSU	Feb. 18																				
at Vanderbilt	Feb. 22																				
Tennessee	Feb. 25																				
Mississippi State	Feb. 29																				
at Georgia	March 3																				

SEASON NOTES

Was solid in season opener win over Western Carolina (Nov. 11), posting five points, dishing one assist, one block and one steal ... Struggled from the floor vs. Elon (Nov. 15), hitting 2-of-9 attempts overall ... Dished two assists vs. Tennessee State (Nov. 20) ...

CAREER STATISTICS

Season	GP-GS	Min	Avg	FG	FGA	Pct	3FG	3FGA	Pct	FT	FTA	Pct	Off	Def	Tot	Avg	PF	FO	Ast	TO	Blk	Stl	Pts	Avg
2010-11	30-24	582	19.4	53	158	.335	41	122	.336	30	44	.682	5	43	48	1.6	57	1	16	29	6	20	177	5.9
2011-12	3-0	56	18.7	4	21	.190	1	14	.071	0	0	.000	2	0	2	0.7	4	0	3	0	1	2	9	3.0
Totals	33-24	638	19.3	57	179	.318	42	136	.308	30	44	.682	7	43	50	1.5	61	1	19	29	7	22	186	5.6

CAREER SEC STATISTICS

Season	GP-GS	Min	Avg	FG	FGA	Pct	3FG	3FGA	Pct	FT	FTA	Pct	Off	Def	Tot	Avg	PF	FO	Ast	TO	Blk	Stl	Pts	Avg
2011	16-11	258	16.1	19	68	.276	16	50	.320	10	18	.556	4	18	22	1.4	31	1	3	15	3	11	64	4.0



#33 - RJ SLAWSON

SOPHOMORE - FORWARD

6'8 - 207 - 1 LETTER

CHARLESTON, S.C. - FORT DORCHESTER

SLAWSON'S CAREER HIGHS

POINTS

10, twice, last vs. Tenn. State (Nov. 20, 2011)

FIELD GOALS

4, vs. Elon (Nov. 12, 2010)

FIELD GOAL ATTEMPTS

7, twice, last vs. Tenn. State (Nov. 20, 2011)

3-POINT FIELD GOALS

2, vs. Elon (Nov. 12, 2010)

3-POINT FIELD GOAL ATTEMPTS

3, vs. Elon (Nov. 12, 2010)

FREE THROWS

4, twice, last vs. Tenn. State (Nov. 20, 2011)

FREE THROW ATTEMPTS

6, vs. Tenn. State (Nov. 20, 2011)

REBOUNDS

8, vs. Tennessee (Feb. 16, 2011)

ASSISTS

2, vs. USC Upstate (Nov. 23, 2010)

BLOCKS

1, 6, vs. Tenn. State (Nov. 20, 2011)

STEALS

1, 10 times, last vs. Tenn. State (Nov. 20, 2011)

MINUTES PLAYED

28, vs. Tenn. State (Nov. 20, 2011)

SLAWSON'S SEASON HIGHS

POINTS

10, vs. Tenn. State (Nov. 20, 2011)

FIELD GOALS

3, twice, last vs. Tenn. State (Nov. 20, 2011)

FIELD GOAL ATTEMPTS

7, vs. Tenn. State (Nov. 20, 2011)

3-POINT FIELD GOALS

-

3-POINT FIELD GOAL ATTEMPTS

2, twice, last vs. Tenn. State (Nov. 20, 2011)

FREE THROWS

4, vs. Tenn. State (Nov. 20, 2011)

FREE THROW ATTEMPTS

6, vs. Tenn. State (Nov. 20, 2011)

REBOUNDS

6, vs. Tenn. State (Nov. 20, 2011)

ASSISTS

1, vs. Western Carolina (Nov. 11, 2011)

BLOCKS

1, vs. Tenn. State (Nov. 20, 2011)

STEALS

1, 3 times, last vs. Tenn. State (Nov. 20, 2011)

MINUTES PLAYED

28, vs. Tenn. State (Nov. 20, 2011)

2011-12

Opponent	Date	GS	Min	FG-FGA	Pct	3FG-FGA	Pct	FT-FTA	Pct	Off	Def	Tot	Avg	PF	FO	A	TO	Blk	Stl	Pts	Avg
Western Carolina	Nov. 11	21	3-4	.750	0-0	.000	1-2	.500	3	0	3	3.0	3	0	1	0	0	1	7	7.0	
at Elon	Nov. 15	11	1-5	.444	0-2	.000	0-0	.500	1	2	3	3.0	2	0	0	0	1	2	4.5		
Tenn State	Nov. 20	28	2-7	.438	0-2	.000	4-6	.625	3	3	6	4.0	3	0	0	2	1	1	10	6.3	
Miss Valley State	Nov. 22																				
UNC	Nov. 25																				
So. Cal/UNLV	Nov. 26																				
Providence	Dec. 1																				
at Clemson	Dec. 4																				
Presbyterian	Dec. 13																				
Ohio State	Dec. 17																				
SE Louisiana	Dec. 21																				
Wofford	Dec. 28																				
USC Upstate	Dec. 31																				
SC State	Jan. 3																				
at Kentucky	Jan. 7																				
Vanderbilt	Jan. 10																				
Florida	Jan. 14																				
at Auburn	Jan. 21																				
Alabama	Jan. 25																				
at Ole Miss	Jan. 28																				
at Florida	Feb. 2																				
Kentucky	Feb. 4																				
at Tennessee	Feb. 8																				
at Arkansas	Feb. 11																				
Georgia	Feb. 15																				
LSU	Feb. 18																				
at Vanderbilt	Feb. 22																				
Tennessee	Feb. 25																				
Mississippi State	Feb. 29																				
at Georgia	March 3																				

SEASON NOTES

Was 3-of-4 from the floor with seven points in season opener vs. Western Carolina (Nov. 11) ... Tallied two points vs. Elon (Nov. 15) ... Posted or matched several career highs with 10 points, including a 4-of-6 effort from the charity stripe, while playing a career high 28 minutes vs. Tennessee State (Nov. 20) ...

CAREER STATISTICS

Season	GP-GS	Min	Avg	FG	FGA	Pct	3FG	3FGA	Pct	FT	FTA	Pct	Off	Def	Tot	Avg	PF	FO	Ast	TO	Blk	Stl	Pts	Avg
2010-11	28-0	252	9.0	24	58	.414	6	19	.316	9	11	.818	22	37	59	2.1	40	1	4	14	5	7	63	2.3
2011-12	3-0	60	20.0	7	16	.438	0	4	.000	5	8	.625	7	5	12	4.0	8	0	1	2	1	3	19	6.3
Totals	31-0	312	10.1	31	74	.418	6	23	.260	14	19	.736	29	42	71	2.3	48	1	5	16	6	10	82	2.6

CAREER SEC STATISTICS

Season	GP-GS	Min	Avg	FG	FGA	Pct	3FG	3FGA	Pct	FT	FTA	Pct	Off	Def	Tot	Avg	PF	FO	Ast	TO	Blk	Stl	Pts	Avg
2011	15-0	153	10.2	11	32	.344	4	11	.364	4	4	1.000	11	20	31	2.1	27	1	0	4	2	4	30	2.0



#5 - ERIC SMITH

SOPHOMORE - GUARD

5'11 - 210 - 1 LETTER

MULLINS, S.C. - CHRIST SCHOOL

SMITH'S CAREER HIGHS

POINTS

18, vs. Tenn. State (Nov. 20, 2011)

FIELD GOALS

6, vs. Tenn. State (Nov. 20, 2011)

FIELD GOAL ATTEMPTS

10, vs. Tenn. State (Nov. 20, 2011)

3-POINT FIELD GOALS

5, vs. Tenn. State (Nov. 20, 2011)

3-POINT FIELD GOAL ATTEMPTS

7, vs. Tenn. State (Nov. 20, 2011)

FREE THROWS

3, vs. Kentucky (Jan. 22, 2011)

FREE THROW ATTEMPTS

4, vs. Radford (Nov. 19, 2010)

REBOUNDS

3, three times, last vs. Ole Miss (March 10, 2011)

ASSISTS

7, vs. Ole Miss (Feb. 22, 2011)

BLOCKS

-

STEALS

2, vs. SC State (Jan. 4, 2011)

MINUTES PLAYED

24, at Kentucky (Feb. 19, 2011)

SMITH'S SEASON HIGHS

POINTS

18, vs. Tenn. State (Nov. 20, 2011)

FIELD GOALS

6, vs. Tenn. State (Nov. 20, 2011)

FIELD GOAL ATTEMPTS

10, vs. Tenn. State (Nov. 20, 2011)

3-POINT FIELD GOALS

5, vs. Tenn. State (Nov. 20, 2011)

3-POINT FIELD GOAL ATTEMPTS

7, vs. Tenn. State (Nov. 20, 2011)

FREE THROWS

1, vs. Tenn. State (Nov. 20, 2011)

FREE THROW ATTEMPTS

2, vs. Western Carolina (Nov. 11, 2011)

REBOUNDS

2, vs. Tenn. State (Nov. 20, 2011)

ASSISTS

4, vs. Western Carolina (Nov. 11, 2011)

BLOCKS

-

STEALS

1, vs. Elon (Nov. 15, 2011)

MINUTES PLAYED

19, vs. Western Carolina (Nov. 11, 2011)

2011-12

Opponent	Date	GS	Min	FG-FGA	Pct	3FG-FGA	Pct	FT-FTA	Pct	Off	Def	Tot	Avg	PF	FO	A	TO	Blk	Stl	Pts	Avg
Western Carolina	Nov. 11	19	4-6	.667	1-2	.500	0-2	.000	0	0	0	0.0	0	0	4	1	0	0	9	9.0	
at Elon	Nov. 15	14	3-5	.636	0-2	.250	0-1	.000	0	1	1	0.5	2	0	2	1	0	1	6	7.5	
Tenn State	Nov. 20	18	6-10	.619	5-7	.545	1-1	.250	0	2	2	1.0	2	0	1	4	0	0	18	11.0	
Miss Valley State	Nov. 22																				
UNC	Nov. 25																				
So. Cal/UNLV	Nov. 26																				
Providence	Dec. 1																				
at Clemson	Dec. 4																				
Presbyterian	Dec. 13																				
Ohio State	Dec. 17																				
SE Louisiana	Dec. 21																				
Wofford	Dec. 28																				
USC Upstate	Dec. 31																				
SC State	Jan. 3																				
at Kentucky	Jan. 7																				
Vanderbilt	Jan. 10																				
Florida	Jan. 14																				
at Auburn	Jan. 21																				
Alabama	Jan. 25																				
at Ole Miss	Jan. 28																				
at Florida	Feb. 2																				
Kentucky	Feb. 4																				
at Tennessee	Feb. 8																				
at Arkansas	Feb. 11																				
Georgia	Feb. 15																				
LSU	Feb. 18																				
at Vanderbilt	Feb. 22																				
Tennessee	Feb. 25																				
Mississippi State	Feb. 29																				
at Georgia	March 3																				

SEASON NOTES


Dished four assists with just one turnover, while adding a career high nine points in season opener vs. Western Carolina (Nov. 11) ... Dished two assists and added six points at Elon (Nov. 15) ... Doubled career high with 18 points on 6-of-10 shooting, including a 5-of-7 mark from 3-point range vs. Tennessee State (Nov. 20) ...

CAREER STATISTICS

Season	GP-GS	Min	Avg	FG	FGA	Pct	3FG	3FGA	Pct	FT	FTA	Pct	Off	Def	Tot	Avg	PF	FO	Ast	TO	Blk	Stl	Pts	Avg
2010-11	28-0	371	13.3	20	66	3.3	8	35	.229	20	32	.625	6	16	22	0.8	29	0	42	25	0	6	68	2.4
2011-12	3-0	51	17.0	13	21	.619	6	11	.545	1	4	.250	0	3	3	1.0	4	0	7	6	0	1	33	11.0
Totals	31-0	422	13.6	33	87	.379	14	46	.304	21	36	.583	6	19	25	0.8	33	0	49	31	0	7	101	3.3

CAREER SEC STATISTICS

Season	GP-GS	Min	Avg	FG	FGA	Pct	3FG	3FGA	Pct	FT	FTA	Pct	Off	Def	Tot	Avg	PF	FO	Ast	TO	Blk	Stl	Pts	Avg
2011	16-0	260	16.3	15	49	.306	6	24	.250	13	17	.765	6	7	13	0.8	18	0	23	15	0	4	49	3.1



#45 - CARLTON GEATHERS

R-FRESHMAN - FORWARD

6'10 - 250 - HS

GEORGETOWN, S.C. - CARVERS BAY

GEATHERS' SEASON HIGHS

POINTS

4, vs. Western Carolina (Nov. 11, 2011)

FIELD GOALS

2, vs. Western Carolina (Nov. 11, 2011)

FIELD GOAL ATTEMPTS

4, vs. Western Carolina (Nov. 11, 2011)

3-POINT FIELD GOALS

-

3-POINT FIELD GOAL ATTEMPTS

-

FREE THROWS

-

FREE THROW ATTEMPTS

-

REBOUNDS

6, vs. Western Carolina (Nov. 11, 2011)

ASSISTS

-

BLOCKS

1, twice, last vs. Tenn. State (Nov. 20, 2011)

STEALS

-

MINUTES PLAYED

16, vs. Western Carolina (Nov. 11, 2011)

2011-12

Opponent	Date	GS	Min	FG-FGA	Pct	3FG-FGA	Pct	FT-FTA	Pct	Off	Def	Tot	Avg	PF	FO	A	TO	Blk	Stl	Pts	Avg
Western Carolina	Nov. 11	16	2-4	.500	0-0	.000	0-0	.000	1	5	6	6.0	0	0	0	0	1	0	4	4.0	
at Elon	Nov. 15	8	0-0	.500	0-0	.000	0-0	.000	0	1	1	3.5	2	0	0	0	0	0	0	2.0	
Tenn State	Nov. 20	13	0-1	.400	0-0	.000	0-0	.000	1	1	2	3.0	1	0	0	0	1	0	0	1.3	
Miss Valley State	Nov. 22																				
UNC	Nov. 25																				
So. Cal/UNLV	Nov. 26																				
Providence	Dec. 1																				
at Clemson	Dec. 4																				
Presbyterian	Dec. 13																				
Ohio State	Dec. 17																				
SE Louisiana	Dec. 21																				
Wofford	Dec. 28																				
USC Upstate	Dec. 31																				
SC State	Jan. 3																				
at Kentucky	Jan. 7																				
Vanderbilt	Jan. 10																				
Florida	Jan. 14																				
at Auburn	Jan. 21																				
Alabama	Jan. 25																				
at Ole Miss	Jan. 28																				
at Florida	Feb. 2																				
Kentucky	Feb. 4																				
at Tennessee	Feb. 8																				
at Arkansas	Feb. 11																				
Georgia	Feb. 15																				
LSU	Feb. 18																				
at Vanderbilt	Feb. 22																				
Tennessee	Feb. 25																				
Mississippi State	Feb. 29																				
at Georgia	March 3																				

SEASON NOTES

In first career contest, collected six rebounds and tallied four points in season opener vs. Western Carolina (Nov. 11) ... Saw action vs. Elon (Nov. 15), collecting one rebound ... Earned a block vs. Tennessee State (Nov. 20) ...

CAREER STATISTICS

Season	GP-GS	Min	Avg	FG	FGA	Pct	3FG	3FGA	Pct	FT	FTA	Pct	Off	Def	Tot	Avg	PF	FO	Ast	TO	Blk	Stl	Pts	Avg
2011-12	3-0	37	12.3	2	5	.400	0	0	.000	0	0	.000	2	7	9	3.0	3	0	0	0	2	0	4	1.3

CAREER SEC STATISTICS

Season	GP-GS	Min	Avg	FG	FGA	Pct	3FG	3FGA	Pct	FT	FTA	Pct	Off	Def	Tot	Avg	PF	FO	Ast	TO	Blk	Stl	Pts	Avg
2012																								



#13 - ANTHONY GILL

FRESHMAN - FORWARD

6'8 - 235 - HS

CHARLOTTE, N.C. - CHARLOTTE CHRISTIAN

GILL'S SEASON HIGHS

- POINTS
14, vs. Western Carolina (Nov. 11, 2011)
- FIELD GOALS
6, vs. Western Carolina (Nov. 11, 2011)
- FIELD GOAL ATTEMPTS
7, vs. Western Carolina (Nov. 11, 2011)
- 3-POINT FIELD GOALS
1, vs. Western Carolina (Nov. 11, 2011)
- 3-POINT FIELD GOAL ATTEMPTS
1, vs. Western Carolina (Nov. 11, 2011)
- FREE THROWS
1, twice, last vs. Elon (Nov. 15, 2011)
- FREE THROW ATTEMPTS
3, vs. Elon (Nov. 15, 2011)
- REBOUNDS
9, vs. Elon (Nov. 15, 2011)
- ASSISTS
3, vs. Tenn. State (Nov. 20, 2011)
- BLOCKS
1, vs. Elon (Nov. 15, 2011)
- STEALS
-
- MINUTES PLAYED
28, vs. Elon (Nov. 15, 2011)

2011-12

Opponent	Date	GS	Min	FG-FGA	Pct	3FG-FGA	Pct	FT-FTA	Pct	Off	Def	Tot	Avg	PF	FO	A	TO	Blk	Stl	Pts	Avg
Western Carolina	Nov. 11	*	23	6-7	.857	1-1	1.000	1-2	.500	2	2	4	4.0	2	0	1	1	0	0	14	14.0
at Elon	Nov. 15	*	28	4-5	.833	0-0	1.000	1-3	.400	2	7	9	6.5	4	0	0	2	1	0	9	11.5
Tenn State	Nov. 20	*	21	1-3	.733	0-0	1.000	0-0	.400	1	1	2	5.0	2	0	3	0	0	0	2	8.3
Miss Valley State	Nov. 22																				
UNC	Nov. 25																				
So. Cal/UNLV	Nov. 26																				
Providence	Dec. 1																				
at Clemson	Dec. 4																				
Presbyterian	Dec. 13																				
Ohio State	Dec. 17																				
SE Louisiana	Dec. 21																				
Wofford	Dec. 28																				
USC Upstate	Dec. 31																				
SC State	Jan. 3																				
at Kentucky	Jan. 7																				
Vanderbilt	Jan. 10																				
Florida	Jan. 14																				
at Auburn	Jan. 21																				
Alabama	Jan. 25																				
at Ole Miss	Jan. 28																				
at Florida	Feb. 2																				
Kentucky	Feb. 4																				
at Tennessee	Feb. 8																				
at Arkansas	Feb. 11																				
Georgia	Feb. 15																				
LSU	Feb. 18																				
at Vanderbilt	Feb. 22																				
Tennessee	Feb. 25																				
Mississippi State	Feb. 29																				
at Georgia	March 3																				

SEASON NOTES

Tallied a game-high 14 points in college debut on 6-of-7 shooting from the floor to lead Gamecocks past Western Carolina (Nov. 11) in season opener ... Led team for second-straight contest with nine points, just one rebound away from double-double with nine as well at Elon (Nov. 15) ... Was in foul trouble early vs. Tennessee State (Nov. 20); collected two assists ...

CAREER STATISTICS

Season	GP-GS	Min	Avg	FG	FGA	Pct	3FG	3FGA	Pct	FT	FTA	Pct	Off	Def	Tot	Avg	PF	FO	Ast	TO	Blk	Stl	Pts	Avg
2011-12	3-3	72	24.0	11	15	.733	1	1	1.000	2	5	.400	5	10	15	5.0	8	0	4	3	1	0	25	8.3

CAREER SEC STATISTICS

Season	GP-GS	Min	Avg	FG	FGA	Pct	3FG	3FGA	Pct	FT	FTA	Pct	Off	Def	Tot	Avg	PF	FO	Ast	TO	Blk	Stl	Pts	Avg
2012																								



#32 - DAMIEN LEONARD

FRESHMAN - GUARD
6'4 - 187 - HS
GREENVILLE, S.C. - J.L. MANN

LEONARD'S SEASON HIGHS

POINTS
7, vs. Elon (Nov. 15, 2011)

FIELD GOALS
2, twice, last vs. Elon (Nov. 15, 2011)

FIELD GOAL ATTEMPTS
17, vs. Elon (Nov. 15, 2011)

3-POINT FIELD GOALS
1, twice, last vs. Elon (Nov. 15, 2011)

3-POINT FIELD GOAL ATTEMPTS
11, vs. Elon (Nov. 15, 2011)

FREE THROWS
2, twice, last vs. Tenn. State (Nov. 20, 2011)

FREE THROW ATTEMPTS
4, vs. Tenn. State (Nov. 20, 2011)

REBOUNDS
2, vs. Elon (Nov. 15, 2011)

ASSISTS
2, twice, last vs. Tenn. State (Nov. 20, 2011)

BLOCKS
1, vs. Western Carolina (Nov. 11, 2011)

STEALS
2, twice, last vs. Tenn. State (Nov. 20, 2011)

MINUTES PLAYED
27, vs. Elon (Nov. 15, 2011)

2011-12

Opponent	Date	GS	Min	FG-FGA	Pct	3FG-FGA	Pct	FT-FTA	Pct	Off	Def	Tot	Avg	PF	FO	A	TO	Blk	Stl	Pts	Avg
Western Carolina	Nov. 11	*	22	2-10	.200	1-5	.200	0-0	.000	1	0	1	1.0	1	0	0	1	1	1	5	5.0
at Elon	Nov. 15	*	27	2-17	.148	1-11	.125	2-2	1.000	2	0	2	1.5	2	0	2	0	0	2	7	6.0
Tenn State	Nov. 20	*	24	1-5	.156	1-5	.143	2-4	.667	1	0	1	1.3	3	0	2	2	0	2	5	5.7
Miss Valley State	Nov. 22																				
UNC	Nov. 25																				
So. Cal/UNLV	Nov. 26																				
Providence	Dec. 1																				
at Clemson	Dec. 4																				
Presbyterian	Dec. 13																				
Ohio State	Dec. 17																				
SE Louisiana	Dec. 21																				
Wofford	Dec. 28																				
USC Upstate	Dec. 31																				
SC State	Jan. 3																				
at Kentucky	Jan. 7																				
Vanderbilt	Jan. 10																				
Florida	Jan. 14																				
at Auburn	Jan. 21																				
Alabama	Jan. 25																				
at Ole Miss	Jan. 28																				
at Florida	Feb. 2																				
Kentucky	Feb. 4																				
at Tennessee	Feb. 8																				
at Arkansas	Feb. 11																				
Georgia	Feb. 15																				
LSU	Feb. 18																				
at Vanderbilt	Feb. 22																				
Tennessee	Feb. 25																				
Mississippi State	Feb. 29																				
at Georgia	March 3																				

SEASON NOTES
Struggled from the floor in college debut vs. Western Carolina (Nov. 11), hitting just 2-of-10 attempts, including a 1-of-5 mark from 3-point range ... Struggled from the floor hitting just 2-of-17 attempts, including a 1-of-11 mark from 3-point range at Elon (Nov. 15) ... Collected two steals and two assists vs. Tennessee State (Nov. 20) ...

CAREER STATISTICS

Season	GP-GS	Min	Avg	FG	FGA	Pct	3FG	3FGA	Pct	FT	FTA	Pct	Off	Def	Tot	Avg	PF	FO	Ast	TO	Blk	Stl	Pts	Avg
2011-12	3-3	73	24.3	5	32	.156	3	21	.146	4	6	.667	4	0	4	1.3	6	0	4	3	1	5	17	5.7

CAREER SEC STATISTICS

Season	GP-GS	Min	Avg	FG	FGA	Pct	3FG	3FGA	Pct	FT	FTA	Pct	Off	Def	Tot	Avg	PF	FO	Ast	TO	Blk	Stl	Pts	Avg
2012																								



#1 - BRENTON WILLIAMS

SOPHOMORE - GUARD
5'11 - 172 - JC
KISSIMMEE, FLA. - OSCEOLA/
SANTA FE COLLEGE

WILLIAMS' SEASON HIGHS

POINTS
13, vs. Western Carolina (Nov. 11, 2011)

FIELD GOALS
5, vs. Western Carolina (Nov. 11, 2011)

FIELD GOAL ATTEMPTS
8, vs. Western Carolina (Nov. 11, 2011)

3-POINT FIELD GOALS
1, twice, last vs. Elon (Nov. 15, 2011)

3-POINT FIELD GOAL ATTEMPTS
3, vs. Elon (Nov. 15, 2011)

FREE THROWS
2, vs. Western Carolina (Nov. 11, 2011)

FREE THROW ATTEMPTS
2, twice, last vs. Tenn. State (Nov. 20, 2011)

REBOUNDS
2, vs. Western Carolina (Nov. 11, 2011)

ASSISTS
1, vs. Western Carolina (Nov. 11, 2011)

BLOCKS
-

STEALS
5, vs. Western Carolina (Nov. 11, 2011)

MINUTES PLAYED
17, vs. Western Carolina (Nov. 11, 2011)

2011-12

Opponent	Date	GS	Min	FG-FGA	Pct	3FG-FGA	Pct	FT-FTA	Pct	Off	Def	Tot	Avg	PF	FO	A	TO	Blk	Stl	Pts	Avg
Western Carolina	Nov. 11	17	5-8	.625	1-1	1.000	2-2	1.000	0	2	2	2.0	1	0	1	4	0	5	13	13.0	
at Elon	Nov. 15	13	1-3	.545	1-3	.500	0-0	1.000	0	1	1	1.5	1	0	0	1	0	0	3	8.0	
Tenn State	Nov. 20	2	0-1	.500	0-1	.400	1-2	.750	0	0	0	0	1.0	0	0	0	0	0	0	5.7	
Miss Valley State	Nov. 22																				
UNC	Nov. 25																				
So. Cal/UNLV	Nov. 26																				
Providence	Dec. 1																				
at Clemson	Dec. 4																				
Presbyterian	Dec. 13																				
Ohio State	Dec. 17																				
SE Louisiana	Dec. 21																				
Wofford	Dec. 28																				
USC Upstate	Dec. 31																				
SC State	Jan. 3																				
at Kentucky	Jan. 7																				
Vanderbilt	Jan. 10																				
Florida	Jan. 14																				
at Auburn	Jan. 21																				
Alabama	Jan. 25																				
at Ole Miss	Jan. 28																				
at Florida	Feb. 2																				
Kentucky	Feb. 4																				
at Tennessee	Feb. 8																				
at Arkansas	Feb. 11																				
Georgia	Feb. 15																				
LSU	Feb. 18																				
at Vanderbilt	Feb. 22																				
Tennessee	Feb. 25																				
Mississippi State	Feb. 29																				
at Georgia	March 3																				

SEASON NOTES

Impressed on both ends of the court in season debut vs. Western Carolina (Nov. 11), posting 13 points on 5-of-8 shooting, while swiping a game high five steals ... Tallied three points at Elon (Nov. 15) ... Suffered knee injury early in first half vs. Tennessee State (Nov. 20) ...

CAREER STATISTICS

Season	GP-GS	Min	Avg	FG	FGA	Pct	3FG	3FGA	Pct	FT	FTA	Pct	Off	Def	Tot	Avg	PF	FO	Ast	TO	Blk	Stl	Pts	Avg
2011-12	3-0	32	10.7	6	12	.500	2	5	.400	3	4	.750	0	3	3	1.0	2	0	1	5	0	5	17	5.7

CAREER SEC STATISTICS

Season	GP-GS	Min	Avg	FG	FGA	Pct	3FG	3FGA	Pct	FT	FTA	Pct	Off	Def	Tot	Avg	PF	FO	Ast	TO	Blk	Stl	Pts	Avg
2012																								

THE LAST TIME IN SOUTH CAROLINA BASKETBALL...

THE LAST TIME AN INDIVIDUAL PLAYER...

Scored 20 or more points:	South Carolina: Sam Muldrow (24) vs. Tennessee, March 3, 2011 in Columbia Opponent: Chris Warren (20), Ole Miss, March 10, 2011 in Atlanta, Ga.
Scored 30 or more points:	South Carolina: Bruce Ellington, 31, at Furman, Dec. 22, 2010 in Greenville, S.C. Opponent: Chris Warren (33), Ole Miss, Feb. 22, 2011 in Columbia
Scored 35 or more points:	South Carolina: Devan Downey, 36 at Florida, Jan. 23, 2010 in Gainesville, Fla. Opponent: Joe Crawford (Kentucky), 35, March 5, 2008 in Columbia
Scored 40 or more points:	South Carolina: N/A thru 1992-93 season Opponent: Austin Carr (Notre Dame), 43, Dec. 30, 1969 in New Orleans, La.
Collected 20 or more rebounds:	South Carolina: Emmett Hall, 23 vs. College of Charleston, Dec. 22, 1993 in Columbia Opponent: Ekpe Udoh (Baylor), 20, Jan. 2, 2010 in Columbia
Collected 15 or more rebounds:	South Carolina: Sam Muldrow, 16 at Tennessee, Feb. 6, 2010 in Knoxville, Tenn. Opponent: Jared Sullinger (Ohio State), 19, Dec. 18, 2010 in Columbus, Ohio
Made 12 or more field goals:	South Carolina: Devan Downey, 12 vs. Georgia, Jan. 30, 2010 in Columbia Opponent: A.J. Ogilvy (Vanderbilt), 12, Feb. 28, 2009 in Nashville, Tenn.
Made 10 or more field goals:	South Carolina: Bruce Ellington, 11 vs. Furman, Dec. 22, 2010 in Greenville, S.C. Opponent: Jared Sullinger (Ohio State), 30, Dec. 18, 2010 in Columbus, Ohio
Attempted 20 or more field goals:	South Carolina: Bruce Ellington (20) at Mississippi State, March 5, 2011 in Starkville, Miss. Opponent: Zach Graham (20), Ole Miss, Feb. 22, 2011 in Columbia
Attempted 25 or more field goals:	South Carolina: Devan Downey, 25, at Kentucky, Feb. 25, 2010 in Lexington, Ky. Opponent: Kemmy Burgess (Alaska-Anchorage), 26, Nov. 24, 2005 in Anchorage, AK
Dished 10 or more assists:	South Carolina: Devan Downey, 11, vs. LSU, March 13, 2008 in Atlanta, Ga. Opponent: Curtis Jerrells (Baylor), 10, Jan. 2, 2009 in Waco, Texas
Swiped 5 or more steals:	South Carolina: Brenton Williams, 5, vs. Western Carolina, Nov. 11, 2011 in Columbia Opponent: Frankie Sullivan (Auburn), 5, Jan. 9, 2010 in Auburn, Ala.
Blocked 5 or more shots:	South Carolina: Sam Muldrow (7), vs. Ole Miss, March 10, 2011 in Atlanta, Ga. Opponent: Aaric Murray (LaSalle), 5, Nov. 19, 2009 in Charleston, S.C.
Made 5 or more 3-point field goals:	South Carolina: Eric Smith (5) vs. Tennessee State, Nov. 20, 2011 in Columbia, S.C. Opponent: Ravern Johnson (7), Mississippi State, March 5, 2011 in Starkville, Miss.
Attempted 8 or more 3-point field goals:	South Carolina: Damien Leonard (11) at Elon, Nov. 15, 2011 in Elon, N.C. Opponent: Ravern Johnson (14), Mississippi State, March 5, 2011 in Starkville, Miss.
Made 10 or more free throws:	South Carolina: Devan Downey, 11, vs. Florida, Feb. 10, 2010 in Columbia Opponent: Tobias Harris (11) Tennessee, March 3, 2011 in Columbia
Attempted 15 or more free throws:	South Carolina: Mike Boynton (19) vs. Arkansas, March 11, 2004 in Atlanta, Ga. Opponent: Amu Saaka (Furman), 14, Dec. 22, 2010 in Greenville, S.C.
Played all 40 minutes of regulation:	South Carolina: Devan Downey, 40, vs. Tennessee, March 14, 2008 in Atlanta, Ga. Opponent: Chris Warren (40), March 10, 2011 in Atlanta, Ga.
A player hit a last-second shot to win a game:	South Carolina: Mike Holmes vs. Alabama (Feb. 14, 2009) in Tuscaloosa, Ala. Opponent: Chandler Parsons (Florida), Jan. 23, 2010 in Gainesville, Fla.
A player had a double-double:	South Carolina: Sam Muldrow (24 points, 12 rebounds), vs. Tennessee, March 3, 2011 in Columbia Opponent: Terrance Henry (Ole Miss), 14 points, 11 rebounds, March 10, 2011 in Atlanta, Ga.
Two or more players had a double-double:	South Carolina: Dominique Archie (12 points, 10 rebounds) & Mike Holmes (14 points, 13 rebounds) vs. Winthrop, Nov. 16, 2008 in Columbia Opponent: Renardo Sidney (13 points, 12 rebounds), Kodi Augustus (15 points, 10 rebounds), Mississippi State, March 5, 2011 in Starkville, Miss.
A player had a triple-double:	South Carolina: Sam Muldrow (16 points, 14 rebounds, 10 blocks) vs. Vanderbilt, Jan. 8, 2011 in Columbia *** Only second triple-double in South Carolina history (Chuck Eidson (25 points, 10 rebounds, 10 assists, vs. SC State, Nov. 29, 2002 in Columbia) Opponent: Daniel Hackett (Southern California - 22 points, 10 rebounds, 10 assists), Nov. 17, 2007 in Columbia
Scored 30 or more points in back-to-back games:	South Carolina: Devan Downey, 30 vs. Kentucky (Jan. 26, 2010) in Columbia 33 vs. Georgia (Jan. 30, 2010) in Columbia
Scored 25 or more points in back-to-back games:	South Carolina: Devan Downey, 33 vs. Georgia (Jan. 30, 2010) in Columbia 26 at Tennessee (Feb. 6, 2010) in Knoxville, Tenn.

THE LAST TIME A TEAM...

Scored 100 or more points:	South Carolina: 103 vs. The Citadel (Nov. 12, 2007) in Columbia Opponent: 107, Vanderbilt (Feb. 17, 1996) in Nashville, Tenn.
Scored 50 points or less:	South Carolina: 48 at Georgia, Feb. 26, 2011 in Athens, Ga. Opponent: 50, Western Carolina, Nov. 11, 2011 in Columbia
Scored 50 points in a half:	South Carolina: 51 (2nd half; Nov. 12, 2010) vs. Elon in Columbia Opponent: 50, Kentucky (1st half), Feb. 19, 2011 in Lexington, Ky.
Failed to score 25 points in a half:	South Carolina: 19, (1st half, Nov. 20, 2011) vs. Tennessee State, in Columbia, S.C. Opponent: 22, SC State (1st half, Jan. 4, 2011) in Columbia
Collected 50 or more rebounds:	South Carolina: 53 vs. WKU, Nov. 27, 2010 in Bowling Green, Ky. Opponent: 52, WKU, Nov. 27, 2010 in Bowling Green, Ky.
Shot 60% or better from the field:	South Carolina: 60.8% (31-51) at Western Carolina (Nov. 18, 2005) in Cullowhee, N.C. Opponent: 61.1% (33-54), Vanderbilt (Jan. 16, 2010) in Columbia
Shot 50% or better from the field:	South Carolina: 50.8%, vs. Western Carolina (Nov. 11, 2011) in Columbia Opponent: 51.2% (22-43), Tennessee, March 3, 2011 in Columbia
Shot less than 30% from the field:	South Carolina: 29.9% (20-67) vs. Ole Miss, March 10, 2011 in Atlanta, Ga. Opponent: 25.9% (15-58), USC Upstate (Nov. 23, 2010) in Columbia
Shot 50% or better from 3-point range (at least 10 attempts):	South Carolina: 56.3% (9-16) vs. Elon (Nov. 12 2010) in Columbia Opponent: 55.0% (11-20) Kentucky, Feb. 19, 2011 in Lexington, Ky.
Shot 20% or less from 3-point range (at least 10 attempts):	South Carolina: 11.1% (3-27) at Elon, Nov. 15, 2011 at Elon, N.C. Opponent: 18.2% (2-11) SC State, Jan. 4, 2011 in Columbia
Dished 20 or more assists:	South Carolina: 23 vs. Elon (Nov. 12, 2010) in Columbia Opponent: 23, Boston College (Jan. 1, 2011) in Columbia
Made 35 or more shots:	South Carolina: 35 vs. Elon (Nov. 19, 2010) in Columbia Opponent: 35, Tennessee (March 5, 2009) in Columbia
Attempted 80 or more shots:	South Carolina: 83 vs. WKU (Nov. 27, 2010) in Bowling Green, Ky. Opponent: 83, LSU (Feb. 10, 1996) in Columbia
Attempted 70 or more shots:	South Carolina: 73, at Tennessee, Feb. 16, 2011 in Knoxville, Tenn. Opponent: 79, WKU (Nov. 27, 2010) in Bowling Green, Ky.
Made 10 or more 3-pointers:	South Carolina: 10, at Tennessee, Feb. 16, 2011 in Knoxville, Tenn. Opponent: 10, Tennessee State, Nov. 20, 2011 in Columbia, S.C.
Did not make a 3-pointer:	South Carolina: 0, vs. Mississippi State (March 2, 2002) in Columbia Opponent: 0, Alabama (Jan. 12, 2011) in Tuscaloosa, Ala.
Attempted 30 or more 3-pointers:	South Carolina: 30 vs. Ole Miss, March 10, 2011 in Atlanta, Ga. Opponent: 32, Boston College (Jan. 1, 2011) in Columbia
Attempted 25 or more 3-pointers:	South Carolina: 26, vs. Tennessee State, Nov. 20, 2011, in Columbia, S.C. Opponent: 26, Mississippi State, March 5, 2011 in Starkville, Miss.
Made 30 or more free throws:	South Carolina: 32 vs. Vanderbilt (Jan. 28, 2009) in Columbia Opponent: 31, Florida (Feb. 3, 2009) in Gainesville, Fla.
Attempted 40 or more free throws:	South Carolina: 44 vs. Georgia Southern (Nov. 16, 2009) in Columbia Opponent: 40, Florida (Feb. 3, 2009) in Gainesville, Fla.
Swiped 15 or more steals:	South Carolina: 15 vs. Vanderbilt (Jan. 16, 2010) in Columbia Opponent: 17, Indiana (Nov. 8, 1998) in Indianapolis, Ind.
Blocked 12 or more shots:	South Carolina: 12, vs. Vanderbilt, Jan. 8, 2011 in Columbia Opponent: 13, Syracuse (Jan. 21, 1999) in Syracuse, N.Y.
Blocked 8 or more shots:	South Carolina: 10, vs. Ole Miss, March 10, 2011 in Atlanta, Ga. Opponent: 8, Kentucky (Feb. 25, 2010) in Lexington, Ky.
Won by 30 or more points:	South Carolina: 35 vs. SC State (91-56), Jan. 4, 2011 in Columbia Opponent: 31, Kentucky, Feb. 19, 2011 in Lexington, Ky.
Won by 20 or more points:	South Carolina: 25, vs. Western Carolina, Nov. 11, 2011 in Columbia Opponent: 31, Feb. 19, 2011 in Lexington, Ky.
Played a single overtime game:	Win: 81-74 vs. Arkansas (81-74), Jan. 19, 2011 in Columbia Loss: 82-80 vs. College of Charleston (Nov. 28, 2008) in Charleston, S.C.
Played a double overtime game:	Win: 87-85 vs. WKU (Nov. 27, 2010) in Bowling Green, Ky. Loss: 98-88 vs. Louisville (Feb. 20, 1988) in Columbia

South Carolina played a No. 1 Team in the country:	Win: 68-62 vs. Kentucky (Jan. 26, 2010) in Columbia Loss: 81-56 vs. Duke (Nov. 20, 2001) in Maui, Hawaii
South Carolina played a top-5 opponent:	Win: 68-62 vs. No. 1/1 Kentucky (Jan. 26, 2010) in Columbia Loss: 57-79 at No. 2/2 Ohio State (Dec. 18, 2010) in Columbus, Ohio
South Carolina played a top-10 opponent:	Win: 68-62 vs. No. 1/1 Kentucky (Jan. 26, 2010) in Columbia Loss: 57-79 at No. 2/2 Ohio State (Dec. 18, 2010) in Columbus, Ohio
South Carolina played a top-25 opponent:	Win: 83-75 (OT) win over No. 22/24 Vanderbilt, Jan. 8, 2011 in Columbia Loss: 59-90 loss to No. 22/22 Kentucky, Feb. 19, 2011 in Lexington, Ky.
South Carolina defeated a ranked opponent:	Home: 83-75 vs. No. 22/24 Vanderbilt (Jan. 8, 2011) in Columbia Away: 77-73 at No. 13/19 Vanderbilt (March 6, 2010) in Nashville, Tenn. SEC Home: 83-75 vs. No. 22/24 Vanderbilt (Jan. 8, 2011) in Columbia SEC Away: 77-73 at No. 13/19 Vanderbilt (March 6, 2010) in Nashville, Tenn. Non-conference away: 85-84 at No. 19/20 Baylor (Jan. 2, 2009) in Waco, Texas
A South Carolina win opened up the season:	Home: 75-50 win over Western Carolina (Nov. 11, 2011) in Columbia Away: 81-63 win at Western Carolina (Nov. 12, 2005) in Cullowhee, N.C. Neutral: 74-61 win vs. Chaminade (Nov. 19, 2001) in Maui, Hawaii (Maui Invite)
South Carolina opened up SEC play:	Home: 83-75 win vs. No. 22/24 Vanderbilt (Jan. 8, 2011) in Columbia Away: 80-71 win at Auburn (Jan. 9, 2010) in Auburn, Ala.

2011-12 South Carolina Basketball
South Carolina Combined Team Statistics (as of Nov 21, 2011)
All games

RECORD:	OVERALL	HOME	AWAY	NEUTRAL
ALL GAMES	1-2	1-1	0-1	0-0
CONFERENCE	0-0	0-0	0-0	0-0
NON-CONFERENCE	1-2	1-1	0-1	0-0

##	Player	gp-gs	min	avg	Total		3-Point		F-Throw		Rebounds				pf	dq	a	to	blk	stl	pts	avg
					fg-fga	fg%	3fg-fga	3fg%	ft-fga	ft%	off	def	tot	avg								
05	SMITH, Eric	3-0	51	17.0	13-21	.619	6-11	.545	1-4	.250	0	3	3	1.0	4	0	7	6	0	1	33	11.0
15	COOKE, Malik	3-3	85	28.3	10-30	.333	2-9	.222	7-10	.700	8	10	18	6.0	9	1	4	7	3	2	29	9.7
13	GILL, Anthony	3-3	72	24.0	11-15	.733	1-1	1.000	2-5	.400	5	10	15	5.0	8	0	4	3	1	0	25	8.3
30	JACKSON, Lakeem	3-3	73	24.3	9-14	.643	0-0	.000	4-7	.571	5	11	16	5.3	8	1	9	6	0	5	22	7.3
33	SLAWSON, RJ	3-0	60	20.0	7-16	.438	0-4	.000	5-8	.625	7	5	12	4.0	8	0	1	2	1	3	19	6.3
01	WILLIAMS, Brenton	3-0	32	10.7	6-12	.500	2-5	.400	3-4	.750	0	3	3	1.0	2	0	1	5	0	5	17	5.7
32	LEONARD, Damien	3-3	73	24.3	5-32	.156	3-21	.143	4-6	.667	4	0	4	1.3	6	0	4	3	1	5	17	5.7
24	HARRIS, Damontre	3-3	61	20.3	5-12	.417	0-0	.000	6-10	.600	7	11	18	6.0	7	0	0	2	5	2	16	5.3
02	RICHARDSON, Brian	3-0	56	18.7	4-21	.190	1-14	.071	0-0	.000	2	0	2	0.7	4	0	3	0	1	2	9	3.0
45	GEATHERS, Carlton	3-0	37	12.3	2-5	.400	0-0	.000	0-0	.000	2	7	9	3.0	3	0	0	0	2	0	4	1.3
Team											8	2	10					1				
Total.....		3	600		72-178	.404	15-65	.231	32-54	.593	48	62	110	36.7	59	2	33	35	14	25	191	63.7
Opponents.....		3	600		54-134	.403	22-56	.393	42-65	.646	27	68	95	31.7	58	-	34	46	8	18	172	57.3

TEAM STATISTICS	SC	OPP	Date	Opponent	Score	Att.
SCORING	191	172	11/11/11	WESTERN CAROLINA	w 75-50	9330
Points per game	63.7	57.3	11/15/11	at Elon	L 53-58	1589
Scoring margin	+6.3	-	11/20/11	TENNESSEE STATE	L 63-64	9045
FIELD GOALS-ATT	72-178	54-134	* = Conference game			
Field goal pct	.404	.403				
3 POINT FG-ATT	15-65	22-56				
3-point FG pct	.231	.393				
3-pt FG made per game	5.0	7.3				
FREE THROWS-ATT	32-54	42-65				
Free throw pct	.593	.646				
F-Throws made per game	10.7	14.0				
REBOUNDS	110	95				
Rebounds per game	36.7	31.7				
Rebounding margin	+5.0	-				
ASSISTS	33	34				
Assists per game	11.0	11.3				
TURNOVERS	35	46				
Turnovers per game	11.7	15.3				
Turnover margin	+3.7	-				
Assist/turnover ratio	0.9	0.7				
STEALS	25	18				
Steals per game	8.3	6.0				
BLOCKS	14	8				
Blocks per game	4.7	2.7				
ATTENDANCE	18375	1589				
Home games-Avg/Game	2-9188	1-1589				
Neutral site-Avg/Game	-	0-0				

Score by Periods	1st	2nd	Totals
South Carolina	77	114	191
Opponents	92	80	172

2011-12 South Carolina Basketball
South Carolina Team Game-by-Game Comparison (as of Nov 21, 2011)
All games

Opponent	1st	2nd	Score	Mar	Total FG	FG Pct	3-Pointers	3FG Pct	Free Throws	FT Pct	Rebounds	Assist	T/Over	Block	Steal	Fouls
WESTERN CAROLINA	35/25	40/25	75-50	+25	30-59/17-47	.508/.362	5-12/6-18	.417/.333	10-17/10-16	.588/.625	37/29 +8	14/10	12/19	5/4	11/8	14/17
Elon	23/34	30/24	53-58	(5)	20-64/16-40	.313/.400	3-27/6-16	.111/.375	10-17/20-28	.588/.714	40/38 +2	6/9	7/14	2/3	9/1	24/18
TENNESSEE STATE	19/33	44/31	63-64	(1)	22-55/21-47	.400/.447	7-26/10-22	.269/.455	12-20/12-21	.600/.571	33/28 +5	13/15	16/13	7/1	5/9	21/23

Note: Game totals are displayed in the format TEAM/OPPONENT for each category

2011-12 South Carolina Basketball
South Carolina Team High/Low Analysis (as of Nov 21, 2011)
All games

South Carolina - TEAM GAME HIGHS

POINTS	75	WESTERN CAROLINA (11/11/11)
	63	TENNESSEE STATE (11/20/11)
	53	at Elon (11/15/11)
FIELD GOALS MADE	30	WESTERN CAROLINA (11/11/11)
	22	TENNESSEE STATE (11/20/11)
FIELD GOAL ATTEMPTS	64	at Elon (11/15/11)
	59	WESTERN CAROLINA (11/11/11)
FIELD GOAL PERCENTAGE	.508 (30-59)	WESTERN CAROLINA (11/11/11)
	.400 (22-55)	TENNESSEE STATE (11/20/11)
3 PT FIELD GOALS MADE	7	TENNESSEE STATE (11/20/11)
	5	WESTERN CAROLINA (11/11/11)
3 PT FG ATTEMPTS	27	at Elon (11/15/11)
	26	TENNESSEE STATE (11/20/11)
3 PT FG PERCENTAGE	.417 (5-12)	WESTERN CAROLINA (11/11/11)
	.269 (7-26)	TENNESSEE STATE (11/20/11)
FREE THROWS MADE	12	TENNESSEE STATE (11/20/11)
	10	at Elon (11/15/11)
	10	WESTERN CAROLINA (11/11/11)
FREE THROW ATTEMPTS	20	TENNESSEE STATE (11/20/11)
	17	at Elon (11/15/11)
	17	WESTERN CAROLINA (11/11/11)
FREE THROW PERCENTAGE	.600 (12-20)	TENNESSEE STATE (11/20/11)
	.588 (10-17)	at Elon (11/15/11)
	.588 (10-17)	WESTERN CAROLINA (11/11/11)
REBOUNDS	40	at Elon (11/15/11)
	37	WESTERN CAROLINA (11/11/11)
ASSISTS	14	WESTERN CAROLINA (11/11/11)
	13	TENNESSEE STATE (11/20/11)
STEALS	11	WESTERN CAROLINA (11/11/11)
	9	at Elon (11/15/11)
BLOCKED SHOTS	7	TENNESSEE STATE (11/20/11)
	5	WESTERN CAROLINA (11/11/11)
TURNOVERS	16	TENNESSEE STATE (11/20/11)
	12	WESTERN CAROLINA (11/11/11)
FOULS	24	at Elon (11/15/11)
	21	TENNESSEE STATE (11/20/11)

2011-12 South Carolina Basketball
South Carolina High/Low Analysis (as of Nov 21, 2011)
All games

Opponent - GAME HIGHS

POINTS	64	TENNESSEE STATE (11/20/11)
	58	at Elon (11/15/11)
	50	WESTERN CAROLINA (11/11/11)
FIELD GOALS MADE	21	TENNESSEE STATE (11/20/11)
	17	WESTERN CAROLINA (11/11/11)
FIELD GOAL ATTEMPTS	47	TENNESSEE STATE (11/20/11)
	47	WESTERN CAROLINA (11/11/11)
FIELD GOAL PERCENTAGE	.447 (21-47)	TENNESSEE STATE (11/20/11)
	.400 (16-40)	at Elon (11/15/11)
3 PT FIELD GOALS MADE	10	TENNESSEE STATE (11/20/11)
	6	at Elon (11/15/11)
	6	WESTERN CAROLINA (11/11/11)
3 PT FG ATTEMPTS	22	TENNESSEE STATE (11/20/11)
	18	WESTERN CAROLINA (11/11/11)
3 PT FG PERCENTAGE	.455 (10-22)	TENNESSEE STATE (11/20/11)
	.375 (6-16)	at Elon (11/15/11)
FREE THROWS MADE	20	at Elon (11/15/11)
	12	TENNESSEE STATE (11/20/11)
FREE THROW ATTEMPTS	28	at Elon (11/15/11)
	21	TENNESSEE STATE (11/20/11)
FREE THROW PERCENTAGE	.714 (20-28)	at Elon (11/15/11)
	.625 (10-16)	WESTERN CAROLINA (11/11/11)
REBOUNDS	38	at Elon (11/15/11)
	29	WESTERN CAROLINA (11/11/11)
ASSISTS	15	TENNESSEE STATE (11/20/11)
	10	WESTERN CAROLINA (11/11/11)
STEALS	9	TENNESSEE STATE (11/20/11)
	8	WESTERN CAROLINA (11/11/11)
BLOCKED SHOTS	4	WESTERN CAROLINA (11/11/11)
	3	at Elon (11/15/11)
TURNOVERS	19	WESTERN CAROLINA (11/11/11)
	14	at Elon (11/15/11)
FOULS	23	TENNESSEE STATE (11/20/11)
	18	at Elon (11/15/11)

2011-12 South Carolina Basketball
South Carolina High/Low Analysis (as of Nov 21, 2011)
All games

South Carolina - GAME LOWS

POINTS	53	at Elon (11/15/11)
	63	TENNESSEE STATE (11/20/11)
	75	WESTERN CAROLINA (11/11/11)
FIELD GOALS MADE	20	at Elon (11/15/11)
	22	TENNESSEE STATE (11/20/11)
FIELD GOAL ATTEMPTS	55	TENNESSEE STATE (11/20/11)
	59	WESTERN CAROLINA (11/11/11)
FIELD GOAL PERCENTAGE	.313 (20-64)	at Elon (11/15/11)
	.400 (22-55)	TENNESSEE STATE (11/20/11)
3 PT FIELD GOALS MADE	3	at Elon (11/15/11)
	5	WESTERN CAROLINA (11/11/11)
3 PT FG ATTEMPTS	12	WESTERN CAROLINA (11/11/11)
	26	TENNESSEE STATE (11/20/11)
3 PT FG PERCENTAGE	.111 (3-27)	at Elon (11/15/11)
	.269 (7-26)	TENNESSEE STATE (11/20/11)
FREE THROWS MADE	10	WESTERN CAROLINA (11/11/11)
	10	at Elon (11/15/11)
FREE THROW ATTEMPTS	17	WESTERN CAROLINA (11/11/11)
	17	at Elon (11/15/11)
FREE THROW PERCENTAGE	.588 (10-17)	WESTERN CAROLINA (11/11/11)
	.588 (10-17)	at Elon (11/15/11)
REBOUNDS	33	TENNESSEE STATE (11/20/11)
	37	WESTERN CAROLINA (11/11/11)
ASSISTS	6	at Elon (11/15/11)
	13	TENNESSEE STATE (11/20/11)
STEALS	5	TENNESSEE STATE (11/20/11)
	9	at Elon (11/15/11)
BLOCKED SHOTS	2	at Elon (11/15/11)
	5	WESTERN CAROLINA (11/11/11)
TURNOVERS	7	at Elon (11/15/11)
	12	WESTERN CAROLINA (11/11/11)
FOULS	14	WESTERN CAROLINA (11/11/11)
	21	TENNESSEE STATE (11/20/11)

2011-12 South Carolina Basketball
South Carolina High/Low Analysis (as of Nov 21, 2011)
All games

Opponent - GAME LOWS

POINTS	50	WESTERN CAROLINA (11/11/11)
	58	at Elon (11/15/11)
	64	TENNESSEE STATE (11/20/11)
FIELD GOALS MADE	16	at Elon (11/15/11)
	17	WESTERN CAROLINA (11/11/11)
FIELD GOAL ATTEMPTS	40	at Elon (11/15/11)
	47	WESTERN CAROLINA (11/11/11)
	47	TENNESSEE STATE (11/20/11)
FIELD GOAL PERCENTAGE	.362 (17-47)	WESTERN CAROLINA (11/11/11)
	.400 (16-40)	at Elon (11/15/11)
3 PT FIELD GOALS MADE	6	WESTERN CAROLINA (11/11/11)
	6	at Elon (11/15/11)
3 PT FG ATTEMPTS	16	at Elon (11/15/11)
	18	WESTERN CAROLINA (11/11/11)
3 PT FG PERCENTAGE	.333 (6-18)	WESTERN CAROLINA (11/11/11)
	.375 (6-16)	at Elon (11/15/11)
FREE THROWS MADE	10	WESTERN CAROLINA (11/11/11)
	12	TENNESSEE STATE (11/20/11)
FREE THROW ATTEMPTS	16	WESTERN CAROLINA (11/11/11)
	21	TENNESSEE STATE (11/20/11)
FREE THROW PERCENTAGE	.571 (12-21)	TENNESSEE STATE (11/20/11)
	.625 (10-16)	WESTERN CAROLINA (11/11/11)
REBOUNDS	28	TENNESSEE STATE (11/20/11)
	29	WESTERN CAROLINA (11/11/11)
ASSISTS	9	at Elon (11/15/11)
	10	WESTERN CAROLINA (11/11/11)
STEALS	1	at Elon (11/15/11)
	8	WESTERN CAROLINA (11/11/11)
BLOCKED SHOTS	1	TENNESSEE STATE (11/20/11)
	3	at Elon (11/15/11)
TURNOVERS	13	TENNESSEE STATE (11/20/11)
	14	at Elon (11/15/11)
FOULS	17	WESTERN CAROLINA (11/11/11)
	18	at Elon (11/15/11)

2011-12 South Carolina Basketball
South Carolina Player High/Low Analysis (as of Nov 21, 2011)
All games

South Carolina - INDIVIDUAL GAME HIGHS

Points	18		SMITH, Eric vs Tennessee State (11/20/11)
	14		GILL, Anthony vs Western Carolina (11/11/11)
	13		WILLIAMS, Brenton vs Western Carolina (11/11/11)
	12		JACKSON, Lakeem vs Tennessee State (11/20/11)
	10		COOKE, Malik vs Tennessee State (11/20/11)
	10		SLAWSON, RJ vs Tennessee State (11/20/11)
	10		COOKE, Malik vs Western Carolina (11/11/11)
Field Goals Made	6		SMITH, Eric vs Tennessee State (11/20/11)
	6		GILL, Anthony vs Western Carolina (11/11/11)
Field Goal Att.	17		LEONARD, Damien at Elon (11/15/11)
	12		COOKE, Malik vs Tennessee State (11/20/11)
FG Pct (min 5 made)	.857	(6-7)	GILL, Anthony vs Western Carolina (11/11/11)
	.833	(5-6)	JACKSON, Lakeem vs Tennessee State (11/20/11)
3-Point FG Made	5		SMITH, Eric vs Tennessee State (11/20/11)
	1		COOKE, Malik vs Tennessee State (11/20/11)
	1		LEONARD, Damien vs Tennessee State (11/20/11)
	1		COOKE, Malik at Elon (11/15/11)
	1		WILLIAMS, Brenton at Elon (11/15/11)
	1		LEONARD, Damien at Elon (11/15/11)
	1		GILL, Anthony vs Western Carolina (11/11/11)
	1		WILLIAMS, Brenton vs Western Carolina (11/11/11)
	1		LEONARD, Damien vs Western Carolina (11/11/11)
	1		SMITH, Eric vs Western Carolina (11/11/11)
	1		RICHARDSON, Brian vs Western Carolina (11/11/11)
3-Point FG Att.	11		LEONARD, Damien at Elon (11/15/11)
	7		SMITH, Eric vs Tennessee State (11/20/11)
3-Pt FG Pct (min 2 made)	.714	(5-7)	SMITH, Eric vs Tennessee State (11/20/11)
Free Throws Made	4		SLAWSON, RJ vs Tennessee State (11/20/11)
	4		HARRIS, Damontre at Elon (11/15/11)
	4		COOKE, Malik vs Western Carolina (11/11/11)
Free Throw Att.	7		HARRIS, Damontre at Elon (11/15/11)
	6		SLAWSON, RJ vs Tennessee State (11/20/11)
	6		COOKE, Malik vs Western Carolina (11/11/11)
FT Pct (min 3 made)	.667	(4-6)	SLAWSON, RJ vs Tennessee State (11/20/11)
	.667	(4-6)	COOKE, Malik vs Western Carolina (11/11/11)
Rebounds	10		HARRIS, Damontre at Elon (11/15/11)
	10		JACKSON, Lakeem vs Western Carolina (11/11/11)
Assists	5		JACKSON, Lakeem vs Western Carolina (11/11/11)
	4		SMITH, Eric vs Western Carolina (11/11/11)
Steals	5		WILLIAMS, Brenton vs Western Carolina (11/11/11)
	3		JACKSON, Lakeem vs Western Carolina (11/11/11)
Blocked Shots	3		COOKE, Malik vs Tennessee State (11/20/11)
	2		HARRIS, Damontre vs Tennessee State (11/20/11)
	2		HARRIS, Damontre vs Western Carolina (11/11/11)
Turnovers	4		COOKE, Malik vs Tennessee State (11/20/11)
	4		SMITH, Eric vs Tennessee State (11/20/11)
	4		JACKSON, Lakeem vs Tennessee State (11/20/11)
	4		WILLIAMS, Brenton vs Western Carolina (11/11/11)
Fouls	5		JACKSON, Lakeem at Elon (11/15/11)
	5		COOKE, Malik at Elon (11/15/11)

2011-12 South Carolina Basketball
South Carolina Opponent High/Low Analysis (as of Nov 21, 2011)
All games

OPPONENT INDIVIDUAL GAME HIGHS

Points	16		COVINGTON, Robert vs Tennessee State (11/20/11)
	16		TROUTMAN, Lucas at Elon (11/15/11)
	12		CYPHERS, Jordan vs Tennessee State (11/20/11)
	12		HAMILTON, Austin at Elon (11/15/11)
	11		MILLER, Patrick vs Tennessee State (11/20/11)
	11		SUMLER, Trey vs Western Carolina (11/11/11)
	11		MUTOMBO, Harouna vs Western Carolina (11/11/11)
Field Goals Made	5		COVINGTON, Robert vs Tennessee State (11/20/11)
	5		TROUTMAN, Lucas at Elon (11/15/11)
Field Goal Att.	12		COVINGTON, Robert vs Tennessee State (11/20/11)
	9		COLE, Keaton vs Western Carolina (11/11/11)
	9		MUTOMBO, Harouna vs Western Carolina (11/11/11)
FG Pct (min 5 made)	.625	(5-8)	TROUTMAN, Lucas at Elon (11/15/11)
	.417	(5-12)	COVINGTON, Robert vs Tennessee State (11/20/11)
3-Point FG Made	3		CYPHERS, Jordan vs Tennessee State (11/20/11)
	3		COVINGTON, Robert vs Tennessee State (11/20/11)
	3		ERVIN, Brett at Elon (11/15/11)
3-Point FG Att.	7		COVINGTON, Robert vs Tennessee State (11/20/11)
	6		COLE, Keaton vs Western Carolina (11/11/11)
3-Pt FG Pct (min 2 made)	.750	(3-4)	ERVIN, Brett at Elon (11/15/11)
	.667	(2-3)	SUMLER, Trey vs Western Carolina (11/11/11)
Free Throws Made	6		TROUTMAN, Lucas at Elon (11/15/11)
	5		SUMLER, Trey vs Western Carolina (11/11/11)
Free Throw Att.	8		HAMILTON, Austin at Elon (11/15/11)
	6		MOORE, Kenny vs Tennessee State (11/20/11)
	6		TROUTMAN, Lucas at Elon (11/15/11)
	6		BLAKE, Kevin at Elon (11/15/11)
	6		SUMLER, Trey vs Western Carolina (11/11/11)
FT Pct (min 3 made)	1.000	(6-6)	TROUTMAN, Lucas at Elon (11/15/11)
	.833	(5-6)	SUMLER, Trey vs Western Carolina (11/11/11)
Rebounds	9		COVINGTON, Robert vs Tennessee State (11/20/11)
	8		MUTOMBO, Harouna vs Western Carolina (11/11/11)
Assists	6		MILLER, Patrick vs Tennessee State (11/20/11)
	4		SUMLER, Trey vs Western Carolina (11/11/11)
Steals	3		MILLER, Patrick vs Tennessee State (11/20/11)
	3		PETERS, Wil vs Tennessee State (11/20/11)
	3		COLE, Keaton vs Western Carolina (11/11/11)
Blocked Shots	2		TROUTMAN, Lucas at Elon (11/15/11)
	2		SMITHSON, Sam vs Western Carolina (11/11/11)
	2		BOGGS, Brandon vs Western Carolina (11/11/11)
Turnovers	5		SUMLER, Trey vs Western Carolina (11/11/11)
	5		COLE, Keaton vs Western Carolina (11/11/11)
Fouls	5		THORNTON, Kellen vs Tennessee State (11/20/11)
	5		EDOMWONYI, Egheosa at Elon (11/15/11)
	5		KING, Tawaski vs Western Carolina (11/11/11)