



# 2012-13 SOUTH CAROLINA BASKETBALL

## OPENING TIP

**Date:** Wednesday, Jan. 9, 2013  
**Tipoff:** 8 p.m. ET  
**Location:** Starkville, Miss.  
**Arena:** Humphrey Coliseum (10,575)  
**Series:** Mississippi State leads, 16-8  
**Last Meeting:** Mississippi State win, 69-67 (OT), Feb. 29, 2012, in Columbia, S.C.  
**Broadcast:** ESPN3 (internet only/available on Full Court)  
**Talent:** Mike Gleason (pxp), Nate Ross (analyst)  
**Radio:** Gamecock IMG Radio Network  
**Sirius:** N/A; **XM:** N/A  
**Talent:** Andy Demetra (pxp), Casey Manning (analyst)  
**Tickets:** GamecocksOnline.com  
**Live Stats:** GamecocksOnline.com

## GAME 14



**SOUTH CAROLINA  
 GAMECOCKS**  
 (10-3, 0-0 SEC)

- VS -

**MISSISSIPPI STATE  
 BULLDOGS**  
 (5-7, 0-0 SEC)



**Ranking:** AP/Coaches (-/-)  
**Head Coach:** Frank Martin  
**Record at SC:** 10-3  
**Career Rec.:** 127-57  
**vs. MSU:** 0-0  
**SID:** Emily Feeney-Molinary

**Stat Leaders (per game):**  
**Points:** Williams (13.1)  
**Rebounds:** Jackson (7.6)  
**Assists:** Smith (4.2)  
**Blocks:** Kacinas (1.0)  
**Steals:** Williams (0.9)

**Ranking:** AP/Coaches (-/-)  
**Head Coach:** Rick Ray  
**Record at MSU:** 5-7 (1st)  
**Career Rec.:** Same  
**vs. SC:** 0-0  
**SID:** Gregg Ellis

**Stat Leaders (per game):**  
**Points:** Johnson (12.4)  
**Rebounds:** Ware (7.5)  
**Assists:** Bloodman (2.8)  
**Blocks:** Borchet (1.4)  
**Steals:** Sword (2.0)

## 2012-13 SCHEDULE

DATE	OPPONENT (TV)	TIME/RESULT
O. 30	Kentucky Wesleyan +	W, 68-67
N. 11	Milwaukee & (FSN)	W, 82-75 (OT)
N. 16	Morgan State (SS)	W, 87-71
N. 19	Rider & (FSS/FSCR)	W, 88-76
N. 21	Elon	L, 65-53
N. 24	vs. Missouri State ^	W, 74-67 (OT)
N. 25	vs. Arkansas Little-Rock ^	W, 74-62
N. 29	at St. John's % (ESPNU)	L, 89-65
D. 2	Clemson (ESPNU)	L, 64-55
D. 7	Jacksonville (FSS/FSCR)	W, 91-74
D. 19	Appalachian State (FSS/FSCR)	W, 74-69
D. 22	vs. Manhattan #	W, 63-57
D. 29	Presbyterian (CSS)	W, 76-60
J. 5	SC State (FSN)	W, 80-69
J. 9	at Mississippi State* (ESPN3)	8 p.m.
J. 12	Auburn* (SECN)	1:30 p.m.
J. 16	at LSU* (ESPN3)	8 p.m.
J. 19	Vanderbilt* (SECN)	1:30 p.m.
J. 22	at Missouri* (ESPNU)	7 p.m.
J. 26	Arkansas* (SECN)	1:30 p.m.
J. 30	at Florida* (SECN)	8 p.m.
F. 2	Georgia* (SECN)	1:30 p.m.
F. 5	at Kentucky* (ESPNU)	9 p.m.
F. 10	Tennessee* (FSN)	1 p.m.
F. 14	LSU* (ESPN/2)	7 p.m.
F. 16	at Alabama* (SECN)	4 p.m.
F. 20	Ole Miss* (CSS)	7 p.m.
F. 23	at Georgia* (CBS Sports)	2 p.m.
F. 28	Missouri* (ESPN/2)	9 p.m.
M. 2	at Texas A&M* (ESPNU)	7 p.m.
M. 6	Mississippi State* (ESPN3)	7 p.m.
M. 9	at Vanderbilt* (SECN)	1:30 p.m.
M. 13-17	SEC Tournament (Nashville)	TBA
M. 19-A. 4	NCAA Tournament	TBA

All home games in **bold** | All times listed Eastern  
 \* indicates SEC contest | + indicates exhibition | **SS**-SportSouth  
 | **SECN**-SEC Network | **CSS**-CharterSports SE | &-Hoops For  
 Hope Classic (Columbia, S.C.) | ^-Hoops For Hope Classic (Puerto  
 Vallarta, Mexico) | %-SEC/BIG EAST Challenge | #-Brooklyn Hoops  
 Holiday Invitational (Brooklyn, N.Y.)

## PROBABLE STARTERS (BASED ON PREVIOUS GAME)

South Carolina	Ht.	Wt.	Yr.	Hometown	PPG	RPG	MPG
G - #5 Eric Smith	5-11	205	Jr.	Mullins, S.C.	5.7	2.1	27.3
G - #2 Brian Richardson	6-4	175	Jr.	Wilson, N.C.	8.8	2.8	21.4
G - #32 Damien Leonard	6-4	190	So.	Greenville, S.C.	4.1	2.0	13.1
F - #25 Mindaugas Kacinas	6-7	210	Fr.	Klaipeda, Lithuania	8.3	5.7	26.6
F - #30 Lakeem Jackson	6-5	235	Sr.	Charlotte, N.C.	10.2	7.6	32.1

Mississippi State	Ht.	Wt.	Yr.	Hometown	PPG	RPG	MPG
F - #3 Colin Borchet	6-8	231	Jr.	Phoenix, Ariz.	7.7	4.7	24.4
F - #20 Gavin Ware	6-9	270	Fr.	Starkville, Miss.	9.3	7.5	24.8
G - #4 Trivante Bloodman	6-0	182	So.	Bronx, N.Y.	6.1	3.8	30.9
G - #24 Tyson Cunningham	6-3	194	Jr.	Columbus, Miss.	2.8	3.1	23.1
G - #32 Craig Sword	6-3	189	Fr.	Montgomery, Ala.	8.4	3.2	25.8

## TODAY'S GAME

South Carolina begins its 22nd season of competition in the Southeastern Conference on Wednesday when it travels to Mississippi State for the 2013 league opener for both schools. The contest also marks the first SEC games for both Gamecocks head coach Frank Martin and MSU head coach Rick Ray. The contest will be broadcast on ESPN3 and available on ESPN Full Court with Mike Gleason (play-by-play) and Nate Ross (analyst) on the call. Fans can also listen on the Gamecock IMG Sports Network via GamecocksOnline.com and on 107.5 The Game in Columbia. The meeting marks the 25th all-time between the two schools, with Mississippi State holding a 16-8 edge.

## CAROLINA QUICK HITS

- South Carolina is in its 105th season of basketball.
- The Gamecocks are led by first-year head coach Frank Martin. His associate head coach is Brad Underwood and his assistant coaches are Matt Figger and Lamont Evans. Andy Assaley is the director of basketball operations.
- The Gamecocks enter their 22nd season of competition in the Southeastern Conference in 2012. Carolina owns a 129-207 (.383) all-time record in SEC play.
- South Carolina is 8-13 all-time in SEC openers (home and away), including an 0-2 record vs. Mississippi State in league openers.
- Frank Martin led teams have opened league play on the road four times during his career as a college head coach (all at Kansas State).
- Carolina's last road victory in an SEC opener came in a win over Auburn on Jan. 9, 2010. The win marked Carolina's first in an SEC opener on the road since a 95-85 win at Tennessee on Jan. 6, 1993.
- Frank Martin owns a 50-32 (.609) all-time record in conference play.
- Carolina's contest at Mississippi State is just the second true road contest of the season for the Gamecocks (at St. John's, Nov. 29, SEC/BIG EAST Challenge).
- The Gamecocks are currently riding a five-game win streak entering Wednesday's contest at Mississippi State. It marks the longest win streak for Carolina since Nov. 2010.
- Over the course of the last two games, sophomore guard Damien Leonard is averaging 12.5 points and 7.0 rebounds per contest. He has put together a streak of two-consecutive games with double-figure points, and collected a career best eight rebounds vs. SC State last Saturday.
- Senior forward Lakeem Jackson continued to impress for the Gamecocks, matching a season high with 16 points, hitting 8-of-15 attempts from the floor, in Carolina's win vs. SC State on Saturday. Jackson also pulled down eight rebounds, posted two assists and blocked one shot. It marked the third time this season that Jackson has led the team, or shared the team lead, in scoring, while he is consistently among team leaders in the rebounding category.



# SOUTH CAROLINA GAMECOCKS

OVERALL: 10-3; SEC: 0-0; HOME: 7-2; AWAY: 0-1; NEUTRAL: 3-0

<b>0</b>		<b>LASHAY PAGE</b> - Sr. - G - 6-2 - 195 - Dillon, S.C. <table border="1"> <thead> <tr> <th>MIN</th> <th>PTS</th> <th>RBS</th> <th>AST</th> <th>FG%</th> <th>3FG%</th> <th>FT%</th> </tr> </thead> <tbody> <tr> <td>24.4</td> <td>11.7</td> <td>3.3</td> <td>0.9</td> <td>34.4</td> <td>31.1</td> <td>87.1</td> </tr> </tbody> </table> <ul style="list-style-type: none"> <li>• Will not compete with the South Carolina men's basketball team for the remainder of the 2012-13 season due to an academic eligibility issue.</li> </ul>	MIN	PTS	RBS	AST	FG%	3FG%	FT%	24.4	11.7	3.3	0.9	34.4	31.1	87.1
MIN	PTS	RBS	AST	FG%	3FG%	FT%										
24.4	11.7	3.3	0.9	34.4	31.1	87.1										
<b>1</b>		<b>BRENTON WILLIAMS</b> - Jr. - G - 5-11 - 175 - Kissimmee, Fla. <table border="1"> <thead> <tr> <th>MIN</th> <th>PTS</th> <th>RBS</th> <th>AST</th> <th>FG%</th> <th>3FG%</th> <th>FT%</th> </tr> </thead> <tbody> <tr> <td>24.4</td> <td>13.1</td> <td>1.8</td> <td>1.4</td> <td>54.1</td> <td>46.9</td> <td>80.4</td> </tr> </tbody> </table> <ul style="list-style-type: none"> <li>• Posted a team high 17 points in contest vs. Manhattan, also two assists, steals</li> <li>• Tallied nine points vs. Presbyterian</li> <li>• Off the bench vs. SC State, posted 14 points and collected two steals</li> <li>• Has hit 46.9% (23-49) from 3-point range this season, 54.1% (53-98) overall</li> </ul>	MIN	PTS	RBS	AST	FG%	3FG%	FT%	24.4	13.1	1.8	1.4	54.1	46.9	80.4
MIN	PTS	RBS	AST	FG%	3FG%	FT%										
24.4	13.1	1.8	1.4	54.1	46.9	80.4										
<b>2</b>		<b>BRIAN RICHARDSON</b> - Jr. - G - 6-4 - 175 - Wilson, N.C. <table border="1"> <thead> <tr> <th>MIN</th> <th>PTS</th> <th>RBS</th> <th>AST</th> <th>FG%</th> <th>3FG%</th> <th>FT%</th> </tr> </thead> <tbody> <tr> <td>21.4</td> <td>8.8</td> <td>2.8</td> <td>1.6</td> <td>41.8</td> <td>40.8</td> <td>79.2</td> </tr> </tbody> </table> <ul style="list-style-type: none"> <li>• Scored 12 points and collected three rebounds vs. Manhattan</li> <li>• Matched season high with 16 points vs. Presby; first start of season vs. PC</li> <li>• Posted 15 points and dished three assists vs. SC State</li> <li>• Having a career year in nearly every statistical category this season</li> </ul>	MIN	PTS	RBS	AST	FG%	3FG%	FT%	21.4	8.8	2.8	1.6	41.8	40.8	79.2
MIN	PTS	RBS	AST	FG%	3FG%	FT%										
21.4	8.8	2.8	1.6	41.8	40.8	79.2										
<b>5</b>		<b>ERIC SMITH</b> - Jr. - G - 5-11 - 205 - Mullins, S.C. <table border="1"> <thead> <tr> <th>MIN</th> <th>PTS</th> <th>RBS</th> <th>AST</th> <th>FG%</th> <th>3FG%</th> <th>FT%</th> </tr> </thead> <tbody> <tr> <td>27.3</td> <td>5.7</td> <td>2.1</td> <td>4.2</td> <td>32.9</td> <td>24.0</td> <td>66.7</td> </tr> </tbody> </table> <ul style="list-style-type: none"> <li>• Set career high with nine assists vs. App State (previous career high was 7)</li> <li>• Collected five assists vs. Presbyterian</li> <li>• Dished seven assists against just three turnovers vs. SC State</li> <li>• Averaging 6.0 assists per game over the last four games</li> </ul>	MIN	PTS	RBS	AST	FG%	3FG%	FT%	27.3	5.7	2.1	4.2	32.9	24.0	66.7
MIN	PTS	RBS	AST	FG%	3FG%	FT%										
27.3	5.7	2.1	4.2	32.9	24.0	66.7										
<b>12</b>		<b>AUSTIN CONSTABLE</b> - Fr. - G - 6-0 - 175 - West Chester, Pa. <table border="1"> <thead> <tr> <th>MIN</th> <th>PTS</th> <th>RBS</th> <th>AST</th> <th>FG%</th> <th>3FG%</th> <th>FT%</th> </tr> </thead> <tbody> <tr> <td>1.7</td> <td>0.0</td> <td>0.3</td> <td>0.0</td> <td>0.0</td> <td>0.0</td> <td>0.0</td> </tr> </tbody> </table> <ul style="list-style-type: none"> <li>• Walk-on guard</li> <li>• Averaged 18 points and 4.0 assists per game during senior season at Henderson High School in West Chester, Pa.</li> <li>• Played one minute vs. UALR; saw action vs. Jacksonville and PC</li> </ul>	MIN	PTS	RBS	AST	FG%	3FG%	FT%	1.7	0.0	0.3	0.0	0.0	0.0	0.0
MIN	PTS	RBS	AST	FG%	3FG%	FT%										
1.7	0.0	0.3	0.0	0.0	0.0	0.0										
<b>14</b>		<b>LAIMONAS CHATKEVICIUS</b> - Fr. - F - 6-11 - 255 - Klaipeda, Lithuania <table border="1"> <thead> <tr> <th>MIN</th> <th>PTS</th> <th>RBS</th> <th>BLK</th> <th>FG%</th> <th>3FG%</th> <th>FT%</th> </tr> </thead> <tbody> <tr> <td>9.6</td> <td>3.3</td> <td>2.4</td> <td>0.0</td> <td>58.8</td> <td>1.000</td> <td>33.3</td> </tr> </tbody> </table> <ul style="list-style-type: none"> <li>• Saw action vs. Clemson off the bench, scored two points</li> <li>• Posted nine points, five rebounds and four assists vs. Jacksonville in 19 min.</li> <li>• Scored two points vs. Manhattan</li> <li>• Collected a season high six rebounds vs. Presbyterian</li> </ul>	MIN	PTS	RBS	BLK	FG%	3FG%	FT%	9.6	3.3	2.4	0.0	58.8	1.000	33.3
MIN	PTS	RBS	BLK	FG%	3FG%	FT%										
9.6	3.3	2.4	0.0	58.8	1.000	33.3										
<b>23</b>		<b>BRUCE ELLINGTON</b> - Jr. - G - 5-9 - 197 - Moncks Corner, S.C. <table border="1"> <thead> <tr> <th>MIN</th> <th>PTS</th> <th>RBS</th> <th>AST</th> <th>FG%</th> <th>3FG%</th> <th>FT%</th> </tr> </thead> <tbody> <tr> <td>27.0</td> <td>9.8</td> <td>3.0</td> <td>1.0</td> <td>39.4</td> <td>22.2</td> <td>64.7</td> </tr> </tbody> </table> <ul style="list-style-type: none"> <li>• Junior guard who returned to the team for practice on Tuesday, Nov. 27</li> <li>• In St. John's contest, played team high 29 minutes, scoring seven points</li> <li>• 12 points vs. Jacksonville, hitting 6-of-10 from the free throw line</li> <li>• Caught game-winning TD vs. Michigan in the Jan. 1 Outback Bowl</li> </ul>	MIN	PTS	RBS	AST	FG%	3FG%	FT%	27.0	9.8	3.0	1.0	39.4	22.2	64.7
MIN	PTS	RBS	AST	FG%	3FG%	FT%										
27.0	9.8	3.0	1.0	39.4	22.2	64.7										
<b>24</b>		<b>MICHAEL CARRERA</b> - Fr. - F - 6-5 - 212 - Anzoátegui, Venezuela <table border="1"> <thead> <tr> <th>MIN</th> <th>PTS</th> <th>RBS</th> <th>BLK</th> <th>FG%</th> <th>3FG%</th> <th>FT%</th> </tr> </thead> <tbody> <tr> <td>19.8</td> <td>10.4</td> <td>7.3</td> <td>0.9</td> <td>48.1</td> <td>1.000</td> <td>78.4</td> </tr> </tbody> </table> <ul style="list-style-type: none"> <li>• Just one rebound shy of his third double-double of the season, scoring a team best 17 points and nine rebounds vs. Jacksonville</li> <li>• Scored 13 points and pulled down seven rebounds in win vs. Manhattan</li> <li>• Did not play vs. PC and SC State due to a chronic left hip injury</li> </ul>	MIN	PTS	RBS	BLK	FG%	3FG%	FT%	19.8	10.4	7.3	0.9	48.1	1.000	78.4
MIN	PTS	RBS	BLK	FG%	3FG%	FT%										
19.8	10.4	7.3	0.9	48.1	1.000	78.4										
<b>25</b>		<b>MINDAUGAS KACINAS</b> - Fr. - F - 6-7 - 210 - Klaipeda, Lithuania <table border="1"> <thead> <tr> <th>MIN</th> <th>PTS</th> <th>RBS</th> <th>BLK</th> <th>FG%</th> <th>3FG%</th> <th>FT%</th> </tr> </thead> <tbody> <tr> <td>26.6</td> <td>8.3</td> <td>5.7</td> <td>1.0</td> <td>59.4</td> <td>23.1</td> <td>67.6</td> </tr> </tbody> </table> <ul style="list-style-type: none"> <li>• Posted first career double-double with 12 points and a team-best 12 rebounds vs. App State</li> <li>• Named the Dec. 31 SEC Freshman of the Week (13 points vs. PC)</li> <li>• Collected third double-figure rebounding game of the season with 10 vs. SCSU</li> </ul>	MIN	PTS	RBS	BLK	FG%	3FG%	FT%	26.6	8.3	5.7	1.0	59.4	23.1	67.6
MIN	PTS	RBS	BLK	FG%	3FG%	FT%										
26.6	8.3	5.7	1.0	59.4	23.1	67.6										
<b>30</b>		<b>LAKEEM JACKSON</b> - Sr. - G - 6-5 - 235 - Charlotte, N.C. <table border="1"> <thead> <tr> <th>MIN</th> <th>PTS</th> <th>RBS</th> <th>AST</th> <th>FG%</th> <th>3FG%</th> <th>FT%</th> </tr> </thead> <tbody> <tr> <td>32.1</td> <td>10.2</td> <td>7.6</td> <td>2.3</td> <td>60.6</td> <td>0.0</td> <td>26.9</td> </tr> </tbody> </table> <ul style="list-style-type: none"> <li>• Pulled down a team high 11 rebounds vs. Manhattan</li> <li>• 10 points and four rebounds vs. PC, the 100th game of his career</li> <li>• Team best 16 points, with eight rebounds and two assists vs. SC State</li> <li>• Enjoying a career year in 2012-13, career highs with 10.2 points, 7.6 rebounds</li> </ul>	MIN	PTS	RBS	AST	FG%	3FG%	FT%	32.1	10.2	7.6	2.3	60.6	0.0	26.9
MIN	PTS	RBS	AST	FG%	3FG%	FT%										
32.1	10.2	7.6	2.3	60.6	0.0	26.9										
<b>32</b>		<b>DAMIEN LEONARD</b> - So. - G - 6-4 - 190 - Greenville, S.C. <table border="1"> <thead> <tr> <th>MIN</th> <th>PTS</th> <th>RBS</th> <th>AST</th> <th>FG%</th> <th>3FG%</th> <th>FT%</th> </tr> </thead> <tbody> <tr> <td>13.1</td> <td>4.1</td> <td>2.0</td> <td>0.5</td> <td>33.3</td> <td>30.8</td> <td>77.8</td> </tr> </tbody> </table> <ul style="list-style-type: none"> <li>• Scored six points vs. Elon, hitting two 3s</li> <li>• Saw action vs. Missouri State and UALR</li> <li>• First double-figure scoring game of the season with 15 points vs. PC</li> <li>• In first start of the season, posted 10 points vs. SC State</li> </ul>	MIN	PTS	RBS	AST	FG%	3FG%	FT%	13.1	4.1	2.0	0.5	33.3	30.8	77.8
MIN	PTS	RBS	AST	FG%	3FG%	FT%										
13.1	4.1	2.0	0.5	33.3	30.8	77.8										
<b>33</b>		<b>RJ SLAWSON</b> - Jr. - F - 6-8 - 220 - Charleston, S.C. <table border="1"> <thead> <tr> <th>MIN</th> <th>PTS</th> <th>RBS</th> <th>BLK</th> <th>FG%</th> <th>3FG%</th> <th>FT%</th> </tr> </thead> <tbody> <tr> <td>16.8</td> <td>5.0</td> <td>3.8</td> <td>0.7</td> <td>44.0</td> <td>20.0</td> <td>66.7</td> </tr> </tbody> </table> <ul style="list-style-type: none"> <li>• Scored nine points, including seven early in the contest, vs. App State</li> <li>• Scored seven points and collected two steals vs. Manhattan</li> <li>• 5 points, 5 rebounds and a season high 3 blocks vs. Presbyterian</li> <li>• Solid off the bench vs. SC State, posting 9 points on 4-of-5 from the field</li> </ul>	MIN	PTS	RBS	BLK	FG%	3FG%	FT%	16.8	5.0	3.8	0.7	44.0	20.0	66.7
MIN	PTS	RBS	BLK	FG%	3FG%	FT%										
16.8	5.0	3.8	0.7	44.0	20.0	66.7										
<b>35</b>		<b>BRIAN STEELE</b> - Fr. - F - 6-5 - 196 - Greenville, S.C. <table border="1"> <thead> <tr> <th>MIN</th> <th>PTS</th> <th>RBS</th> <th>AST</th> <th>FG%</th> <th>3FG%</th> <th>FT%</th> </tr> </thead> <tbody> <tr> <td>2.0</td> <td>1.0</td> <td>0.5</td> <td>0.0</td> <td>0.0</td> <td>0.0</td> <td>1.000</td> </tr> </tbody> </table> <ul style="list-style-type: none"> <li>• Walk-on forward</li> <li>• Named all-state, all-region and all-county during prep career</li> <li>• Played two minutes vs. Jacksonville</li> <li>• Hit two free throws vs. Presbyterian</li> </ul>	MIN	PTS	RBS	AST	FG%	3FG%	FT%	2.0	1.0	0.5	0.0	0.0	0.0	1.000
MIN	PTS	RBS	AST	FG%	3FG%	FT%										
2.0	1.0	0.5	0.0	0.0	0.0	1.000										
<b>45</b>		<b>CARLTON GEATHERS</b> - R-So. - F - 6-10 - 255 - Georgetown, S.C. <table border="1"> <thead> <tr> <th>MIN</th> <th>PTS</th> <th>RBS</th> <th>AST</th> <th>FG%</th> <th>3FG%</th> <th>FT%</th> </tr> </thead> <tbody> <tr> <td>7.8</td> <td>1.0</td> <td>1.5</td> <td>0.6</td> <td>43.5</td> <td>0.0</td> <td>66.7</td> </tr> </tbody> </table> <ul style="list-style-type: none"> <li>• Sophomore forward who suffered a fractured knee cap over the summer and continues to be out indefinitely.</li> </ul>	MIN	PTS	RBS	AST	FG%	3FG%	FT%	7.8	1.0	1.5	0.6	43.5	0.0	66.7
MIN	PTS	RBS	AST	FG%	3FG%	FT%										
7.8	1.0	1.5	0.6	43.5	0.0	66.7										
<b>55</b>		<b>SHANE PHILLIPS</b> - Sr. - G - 5-10 - 170 - Pittsburgh, Pa. <table border="1"> <thead> <tr> <th>MIN</th> <th>PTS</th> <th>RBS</th> <th>AST</th> <th>FG%</th> <th>3FG%</th> <th>FT%</th> </tr> </thead> <tbody> <tr> <td>2.0</td> <td>0.0</td> <td>0.0</td> <td>0.2</td> <td>0.0</td> <td>0.0</td> <td>0.0</td> </tr> </tbody> </table> <ul style="list-style-type: none"> <li>• Senior walk-on guard who is expected to see playing time this season</li> <li>• Saw action in one contest last season, scoring one point</li> <li>• Played one minute vs. Morgan State; also vs. Missouri State and UALR</li> <li>• Saw action vs. St. John's, Jacksonville and PC</li> </ul>	MIN	PTS	RBS	AST	FG%	3FG%	FT%	2.0	0.0	0.0	0.2	0.0	0.0	0.0
MIN	PTS	RBS	AST	FG%	3FG%	FT%										
2.0	0.0	0.0	0.2	0.0	0.0	0.0										

## INTERVIEW POLICIES

All interview requests must be made in advance to SID Emily Feeney-Molinary in the South Carolina Media Relations Office. Beginning with the start of practice in October, Feeney-Molinary will release a weekly coach and student-athlete availability schedule to media on Monday's.

**Post-Game Interview Policy:** After each home game, the visiting coach will address the media first, followed by South Carolina student-athletes then South Carolina head coach Frank Martin. (Depending on deadline, this may be altered on a game-by-game basis).

**Road Interview Policy:** Interviews with Coach Martin while on the road will be scheduled according to the home post-game media procedure. No student-athlete interviews are allowed until after the game once the team leaves Columbia.

All interviews are to be coordinated through the Media Relations Office. This allows the staff to arrange the interview when it best suits the student-athlete's and the reporter's schedules. Please contact the Media Relations Office in advance to make your interview requests. Media are not permitted to contact student-athletes on their own at any time.

All interviews will take place at the designated media interview site for that day as listed in the weekly availability schedule or in the Media Relations Office.

Dormitory, apartment and cell phone numbers for student-athletes will not be provided to the media. Should you need to conduct a telephone interview with a student-athlete, a call will be placed to you from the student-athlete at a mutually agreeable time.

## SOUTH CAROLINA MEDIA RELATIONS

Emily Feeney-Molinary, primary contact

Assistant Director

cell: 803-727-3284

e-mail: efeeney@mailbox.sc.edu

Website: www.GamecocksOnline.com

Facebook: www.Facebook.com/gamecocksonline

Twitter: @GamecockMBB

## STAT COMPARISON

	SC	MISS ST
Record	10-3	5-7
Conference Record	-	-
Current Streak	W5	W1
Scoring Avg.	74.0	63.1
Opponent Scoring Avg.	69.1	63.3
Scoring Margin	+4.9	-0.2
Field Goal %	.460	.412
Opponent Field Goal %	.438	.402
3-Point Field Goal %	.351	.275
Opponent 3-Point Field Goal %	.324	.341
3-Point Field Goal Made PG	6.2	4.2
3-Point Field Goal Attempts PG	17.5	15.2
Free Throw %	.701	.661
Opponent Free Throw %	.654	.628
Rebounding Avg.	38.8	37.4
Opponent Rebounding Avg.	29.4	35.6
Rebounding Margin	+9.5	+1.8
Turnovers Avg.	17.3	17.5
Opponent Turnover Avg.	13.7	17.0
Assists Avg.	13.8	9.8
Blocks Avg.	4.1	4.6
Steals Avg.	4.6	8.7

## WEEKLY MEDIA AVAILABILITY (JAN. 5-12)

SUNDAY Jan. 6	MONDAY Jan. 7	TUESDAY Jan. 8	WEDNESDAY Jan. 9	THURSDAY Jan. 10	FRIDAY Jan. 11	SATURDAY Jan. 12
No Availability	No Availability	Frank Martin Press Conf. 11 a.m., CLA	SEC Opener @ Miss. State 8 p.m. ET/ ESPN3	No Availability	No Availability	vs. SC State 1:30 p.m. FSN

\* All practices are closed \* please contact SID Emily Feeney-Molinary for all media requests

### A SOUTH CAROLINA WIN WOULD ...

- Be Carolina's sixth-straight victory, its longest win streak since also posting six-straight wins in Nov. 2010
- Be Frank Martin's first SEC victory as a head coach for the Gamecocks
- Be the fourth win in an SEC opener in the last five seasons for Carolina

■ Junior guard Bruce Ellington returned to practice the first of this week and will be available for Wednesday's contest at Mississippi State. Ellington has played in four contests with the basketball squad this season, averaging 9.8 points and 3.0 rebounds.

■ Senior guard LaShay Page, a post-graduate student from Dillon, S.C., will not compete with the South Carolina men's basketball team for the remainder of the 2012-13 season due to an academic eligibility issue.

■ Carrera, the Nov. 12 SEC Freshman of the Week, did not play vs. Morgan State, Rider or Elon due to a concussion suffered in practice on Wednesday, Nov. 14. He returned to score 18 points vs. Missouri State, including the game-tying 3-pointer at the end of regulation to send the contest into overtime.

■ In two overtime games this season, Carolina has hit an impressive 22-of-24 (91.7%) attempts from the free throw line during OT.

### SCOUTING MISSISSIPPI STATE

The Bulldogs enter Wednesday's contest with a 5-7 overall record, including wins in two of their last three contests. MSU most recently earned a 97-46 win vs. New Orleans on Jan. 3. Other non-conference wins for State include Florida Atlantic, Alcorn State, Texas San-Antonio and Central Arkansas. Sophomore forward Johnson Roquez paces the squad with 12.4 points per contest, while he also pulls in a team high 5.6 rebounds. Mississippi State is 44-35 all-time in SEC openers and has dropped its last two. At home in openers, the Bulldogs are 29-14. MSU has had several players injured this season, including most recently senior forward Wendell Lewis, who suffered a fractured right patella in early December. Rick Ray is in his first year as head coach of the Bulldogs.

### MISSISSIPPI STATE SERIES

Mississippi State holds a 16-8 edge in the all-time series with South Carolina, including an 8-2 advantage in games played in Starkville. Carolina's last road win in the series came in a 66-63 win on Jan. 27, 2007, at Humphrey Coliseum. Below is a breakdown of the last 10 games between the Gamecocks and Bulldogs.

### MISSISSIPPI STATE (8-16)

H: 4-7; A: 2-8; N: 2-1

J. 22, 2005	A	65-73		L
F. 11, 2006	H	83-61	W	
M. 9, 2006	N	59-44	W	
J. 27, 2007	A	66-63	W	
F. 23, 2008	H	56-61 (OT)		L
F. 18, 2009	A	70-75		L
M. 13, 2009	N	68-82		L
F. 27, 2010	H	63-76		L
M. 5, 2011	A	58-60		L
F. 29, 2012	H	67-69 (OT)		L

### BY THE NUMBERS

**6.2** - Over the course of the last five games, junior point guard Eric Smith is averaging a stellar 6.2 assists per game, just over four assists better than his career average. During the last five games, Smith has committed just 14 total turnovers (2.8 per game).

**5** - Also over the course of the last five games, five different Gamecocks are averaging double-figure points, led by Brenton Williams' 12.6 per game, and Brian Richardson's 12.2 per outing.

**44.9%** - South Carolina leads the SEC and ranks in the top five nationally in offensive rebounding percentage with a mark of 44.9 percent.

**9.0** - In back-to-back contests (vs. Presbyterian, vs. SC State), South Carolina has hit its season low in turnovers in each game, committing just nine. During its current five-game win streak, Carolina is averaging just 14.2 turnovers per contest (the Gamecocks averaged 19.3 turnovers per contest during the first eight games of the season).

**5-straight** - A huge spark during Carolina's win streak has been the play of junior guard Brian Richardson. The Wilson, N.C., native has posted double-figure points in each of the five games, including a team high of 16 vs. Presbyterian. Richardson has hit 44.4 percent (20-45) from the floor during the stretch, including 41.7 (10-24) from 3-point range.

**+9.5** - In the SEC, South Carolina trails only Missouri (+13.0), the nation's leader, in rebounding margin with a mark of +9.5. The Gamecocks have out-rebounded 12-of-13 opponents this season, with the only exception being Appalachian State.

### DURING THE CURRENT FIVE-GAME WIN STREAK SOUTH CAROLINA HAS ...

... Hit 47.1 percent from the floor ... Has held opponents to just 24.4 percent from 3-point range ... Is committing just 14.2 turnovers per contest ... Has five players averaging double-figure points ... Is out-rebounding its opponents by 7.4 boards per game ... Is averaging 14.8 offensive rebounds and 15.8 second change points per game ... Junior guard Eric Smith is averaging 6.2 assists per game against just 2.8 turnovers per contest ... Junior guard Brenton Williams has hit 55.9 percent (19-34) of his attempts from the floor, including 11-of-20 (55.0%) from 3-point range ... Eight different Gamecocks are averaging at least 20 minutes per game.

### ELLINGTON WRAPS HIGHLY SUCCESSFUL FOOTBALL SEASON AT OUTBACK BOWL ON JAN. 1

Sophomore wide receiver Bruce Ellington had a stellar season on the football field in 2012. The Moncks Corner, S.C., native compiled 1,034 all purpose yards this season, including 600 receiving yards (team high) and 406 yards on kick returns. Ellington scored seven touchdowns, including the game-winning TD in the Jan. 1 Outback Bowl vs. Michigan. He was also instrumental in Carolina's win vs. Clemson in late November, when he logged a career high seven catches for two scores vs. the Tigers.

## ► ASSOCIATED PRESS TOP 25

Jan. 7, 2013

Rk.	Team	Record	Pts.
1	Duke (62)	14-0	1,622
2	Michigan (3)	15-0	1,553
3	Louisville	13-1	1,447
4	Arizona	14-0	1,442
5	Indiana	13-1	1,381
6	Kansas	12-1	1,322
7	Syracuse	14-1	1,211
8	Minnesota	14-1	1,121
9	Gonzaga	15-1	1,064
10	Missouri	11-2	1,006
11	Florida	10-2	922
12	Illinois	14-2	881
13	Creighton	14-1	789
14	Butler	12-2	761
15	Ohio State	11-3	710
16	San Diego State	12-2	591
17	Notre Dame	13-1	547
18	Kansas State	12-2	472
19	Georgetown	10-2	441
20	North Carolina State	12-2	438
21	Cincinnati	13-2	375
22	Michigan State	12-3	267
23	Wichita State	14-1	135
24	UNLV	13-2	113
25	New Mexico	13-2	102

**Others receiving votes:** Virginia Commonwealth 94, Wyoming 87, Oklahoma State 64, Marquette 41, UCLA 41, Maryland 29, Kentucky 27, Temple 13, Oregon 11, North Carolina 4, Pittsburgh 1

**Dropped from rankings:** Oklahoma State 22, Pittsburgh 24

## ► ESPN/USA TODAY TOP 25

Jan. 7, 2013

Rk.	Team	Record	Pts.
1	Duke (30)	14-0	774
2	Michigan (1)	15-0	744
3	Arizona	14-0	691
4	Louisville	13-1	677
5	Indiana	13-1	649
6	Kansas	12-1	640
7	Syracuse	14-1	585
8	Gonzaga	15-1	511
9	Florida	10-2	496
10	Minnesota	14-1	488
11	Creighton	14-1	469
12	Missouri	11-2	447
13	Illinois	14-2	366
14	Ohio State	11-3	355
15	San Diego State	12-2	314
16	Notre Dame	13-1	285
17	Butler	12-2	274
18	Michigan State	12-3	190
19	UNLV	13-2	170
20	Cincinnati	13-2	165
21	North Carolina State	12-2	153
22	Georgetown	10-2	138
23	Kansas State	12-2	131
24	Virginia Commonwealth	12-3	85
25	Wyoming	13-0	70

**Others receiving votes:** New Mexico 48, Wichita State 47, Kentucky 43, Oklahoma State 34, Maryland 10, Pittsburgh 7, North Carolina 5, UCLA 3, Marquette 3, Colorado State 2, Saint Mary's 2, Temple 1, Arizona State 1, Utah State 1, Virginia 1

**Dropped from rankings:** Oklahoma State 21, Pittsburgh 22, New Mexico 23



## SOUTHEASTERN CONFERENCE STANDINGS

As of Jan. 7, 2012

Team	Conference	Overall
Ole Miss	0-0	11-2
Missouri	0-0	11-2
Florida	0-0	10-2
LSU	0-0	9-2
South Carolina	0-0	10-3
Texas A&M	0-0	10-3
Arkansas	0-0	9-4
Kentucky	0-0	9-4
Tennessee	0-0	8-4
Alabama	0-0	8-5
Vanderbilt	0-0	6-6
Auburn	0-0	6-7
Georgia	0-0	6-7
Mississippi State	0-0	5-7

## COACHES TELECONFERENCE

The weekly SEC men's basketball coaches teleconference is scheduled for every Monday Jan. 4 - March 5.

The 12 Southeastern Conference men's head basketball coaches will be featured from 10:00 - 11:17 a.m. (CT).

Media representatives wishing to participate in the teleconference should contact the SEC Media Relations Department for further details. Each coach will appear on the teleconference for seven minutes, according to the following schedule:

## ORDER OF APPEARANCE

(All Times Eastern)

11:00 a.m.	Kevin Stallings, Vanderbilt
11:07 a.m.	Billy Donovan, Florida
11:14 a.m.	Frank Martin, South Carolina
11:21 a.m.	Mark Fox, Georgia
11:28 a.m.	Johnny Jones, LSU
11:35 a.m.	John Calipari, Kentucky
11:42 a.m.	Cuonzo Martin, Tennessee
11:49 a.m.	Mike Anderson, Arkansas
11:56 a.m.	Anthony Grant, Alabama
12:03 a.m.	Tony Barbee, Auburn
12:10 a.m.	Andy Kennedy, Ole Miss
12:17 a.m.	Rick Ray, Miss. State
12:24 a.m.	Frank Haith, Missouri
12:31 a.m.	Billy Kennedy, Texas A&M

In addition, the SEC men's basketball teams who make it to postseason will be on a teleconference on Monday, March 18 beginning at 11:00 a.m. ET.

All SEC basketball teleconferences can be listened to on the internet at [www.secsports.com](http://www.secsports.com) shortly after the conclusion of the teleconference

## SOUTH CAROLINA BENCH PRODUCTION

GAME	SC-OPP	DIFF.	SC HIGH BENCH SCORER
Milwaukee	28-16	+12	Williams, 14
Morgan State	18-13	+3	Richardson, 10
Rider	32-9	+23	Kacinas, 18
Elon	16-13	+3	Richardson, 7
vs. Missouri St.	37-13	+24	Carrera, 18
vs. UALR	30-13	+17	Kacinas, 13
at St. John's	37-29	+8	Williams, 10
Clemson	40-20	+21	Williams, 16
Jacksonville	46-41	+5	Richardson, 16
Appalachian State	25-23	+2	Williams, 11
vs. Manhattan	21-25	-4	Richardson, 12
Presbyterian	25-10	+15	Leonard, 15
SC State	25-10	+15	Williams, 14
at Miss State			
Auburn			
at LSU			
Vanderbilt			
at Missouri			
Arkansas			
at Florida			
Georgia			
at Kentucky			
Tennessee			
LSU			
at Alabama			
Ole Miss			
at Georgia			
Missouri			
at Texas A&M			
Miss State			
at Vanderbilt			
SEC Tournament			
NCAA Tournament			

## SPECIALTY STATS

(PP) points in paint; (OT) points off turnovers; (2nd) second chance points; (FB) fast break points

(South Carolina-Opponent)

GAME	PP	OT	2ND	FB
Milwaukee	46-20	17-15	14-10	12-4
Morgan State	34-48	22-20	19-4	6-14
Rider	34-42	24-21	9-4	12-12
Elon	22-24	17-18	15-6	14-6
vs. Missouri St.	20-34	14-26	5-12	3-4
vs. UALR	38-26	22-14	19-9	10-2
at St. John's	34-30	6-10	23-14	2-11
Clemson	26-26	14-23	15-10	8-8
Jacksonville	36-36	6-20	11-8	14-14
Appalachian State	36-32	13-26	8-13	7-12
vs. Manhattan	26-20	20-12	22-10	2-6
Presbyterian	30-24	16-12	19-5	12-7
SC State	48-38	20-8	19-17	5-10
at Miss State				
Auburn				
at LSU				
Vanderbilt				
at Missouri				
Arkansas				
at Florida				
Georgia				
at Kentucky				
Tennessee				
LSU				
at Alabama				
Ole Miss				
at Georgia				
Missouri				
at Texas A&M				
Miss State				
at Vanderbilt				
SEC Tournament				
NCAA Tournament				
<b>SC Total</b>	<b>430</b>	<b>211</b>	<b>198</b>	<b>107</b>
<b>SC Average</b>	<b>33.1</b>	<b>16.2</b>	<b>15.2</b>	<b>8.2</b>
Opp Total	400	225	122	110
Opp Average	30.8	17.3	9.4	8.5

## UNIVERSITY INFORMATION

Location..... Columbia, S.C.  
 Founded ..... 1801  
 Enrollment ..... 30,721  
 Nickname..... Gamecocks  
 Colors ..... Garnet (PMS 202) and Black  
 National Affiliation..... NCAA Division I  
 Conference ..... Southeastern (SEC)  
 Athletics Web Address..... www.GamecocksOnline.com  
 University Web Address ..... www.sc.edu  
 President ..... Dr. Harris Pastides  
 NCAA Representative..... Dr. Zach Kelehear  
 Athletics Director ..... Ray Tanner  
 Basketball Administrator/Chief Operating Officer ..... Kevin O'Connell

## BASKETBALL STAFF/INFORMATION

Head Coach..... Frank Martin  
 Alma Mater ..... Florida International, '93  
 Record At South Carolina/Seasons ..... First Season  
 Overall Record/Seasons..... 127-57 (.690), 6th season  
 Associate Head Coach..... Brad Underwood (Kansas State, '86)  
 Assistant Coach/Recruiting Coordinator..... Matt Figger (Eastern Kentucky, '95)  
 Assistant Coach..... Lamont Evans (Kansas State, '09)  
 Director of Basketball Operations..... Andy Assaley (Cincinnati, '96)  
 Strength & Conditioning Coach ..... Scott Greenawalt (Muskingum College, '98)  
 Athletic Trainer..... Mark Rodger (Buffalo, '01)  
 Video Coordinator..... Dylan Lockwood (Cazenovia, '05)  
 Grad. Student Mgr./Student-Athlete Development ... Doug Edwards (Florida State, '07)  
 Graduate Student Manager ..... Darren Kent (Kansas State, '09)  
 Home Arena..... Colonial Life Arena  
 Capacity..... 18,000  
 Arena General Manager ..... Lexi Boone  
 Press Row Phone Number ..... 803-777-6182

## BASKETBALL HISTORY

First Year of Basketball..... 1908  
 All-Time Record..... 1,307-1,152-1 (.530)  
 Overall Postseason Record..... 25-18  
 NCAA Tournament Appearances ..... 1971, 1972, 1973, 1974, 1989, 1997,  
 1998, 2004  
 NCAA Tournament Record ..... 4-9  
 Last NCAA Tournament Appearance..... 2004, L vs. Memphis, 59-43  
 NIT Appearances..... 1969, 1975, 1978, 1983, 1991, 1996,  
 2001, 2002, 2005, 2006, 2009  
 NIT Record ..... 21-9  
 Last NIT Appearance..... 2009, L vs. Davidson, 70-63  
 Conference Championships ..1970 ACC, 1997 SEC, 2009 SEC East Co-Champs  
 Conference Tournament Titles..... 1934 SoCon, 1971 ACC

## TEAM INFORMATION

2011-12 Record ..... 10-21  
 Southeastern Conference Record/Finish ..... 2-14/12th  
 Postseason..... None  
 Letterwinners Returning/Lost..... 9/3  
 Starters Returning/Lost..... 2/3\*  
 \*based on final game starters from 2011-12 season  
 Newcomers..... 4  
 Roster Breakdown ..... 3 freshmen, 2 sophomores, 5 juniors, 3 seniors

## MEDIA RELATIONS

Asst. Media Relations Director/Men's Basketball Contact ..... Emily Feeney-Molinary  
 Feeney's email ..... efeeney@mailbox.sc.edu  
 Feeney's office phone ..... 803-777-7743  
 Website..... GamecocksOnline.com

## HEAD COACH FRANK MARTIN



### COACHING CAREER

#### KANSAS STATE (2007-12)

2007-08	21-12	NCAA, 2nd Round
2008-09	22-12	NIT, 2nd Round
2009-10	29-8	NCAA, Elite Eight
2010-11	23-11	NCAA, 3rd Round
2011-12	22-11	NCAA, 3rd Round
<b>5 years</b>	<b>117-54 (.684)</b>	<b>7-5 postseason record</b>



#### SOUTH CAROLINA (2012-PRESENT)

2012-13	10-3	-
<b>1 year</b>	<b>10-3</b>	
<b>Career Total</b>	<b>127-57 (.690)</b>	

### COACHING

#### EXPERIENCE

28th season

#### COLLEGE EXPERIENCE

13th season

#### COLLEGE HEAD COACH EXPERIENCE

6th season

#### HIRE DATE AT CAROLINA

March 27, 2012

### PERSONAL

#### HOMETOWN

Miami, Fla.

#### ALMA MATER

Florida International, 1993 (B.A. Physical Education)

#### FAMILY

Wife, Anya

Children, Brandon, Amalia and Christian

### COACHING RESUME

#### HIGH SCHOOL

Miami Senior High, 1985-93

Varsity Boys' Assistant Coach

Junior Varsity Boys' Head Coach

North Miami High, Head Coach, 1993-95

Miami Senior High, Head Coach, 1995-98

B.T. Washington High, Head Coach, 1999-2000

#### COLLEGE ASSISTANT COACH

Northeastern, 2000-04

Cincinnati, 2004-06

Kansas State, 2006-07

#### COLLEGE HEAD COACH

Kansas State, 2007-12

South Carolina, 2012-present

### UP NEXT FOR THE GAMECOCKS

South Carolina returns to Columbia on Saturday to host Auburn in the 2013 SEC home opener for the Gamecocks. That game is set to begin at 1:30 p.m. ET, and will be broadcast on the SEC Network.

### COUSY AWARD CANDIDATES

Senior guard LaShay Page and junior guard Bruce Ellington were both named candidates for the 2013 Bob Cousy Award on Dec. 20. The annual honor, named for Hall of Famer and former Boston Celtic Bob Cousy, recognizes the top point guards in men's college basketball. There are over 80 candidates for the 2013 award, with the list narrowed down to 20 finalists in mid-January.

### HEAD COACH FRANK MARTIN

South Carolina head coach Frank Martin has enjoyed much success early in his head coaching career. Martin spent the past five seasons as the head coach at Kansas State, leading the Wildcats to the NCAA Tournament four times, including a trip to the Elite Eight during the 2009-10 campaign when the squad won a school-record 29 contests. Martin's Wildcats won at least 21 games in each of his five seasons at the helm, compiling a record of 117-54 (.684) under his direction. During that time, Kansas State posted a 50-32 (.609) record in Big 12 Conference games, finishing fifth or higher in each season, while finishing third or higher three times.

### 2013 SEC TOURNAMENT

The 2013 SEC Men's Basketball Tournament will be played March 13-17 at Bridgestone Arena in Nashville, Tenn. The men's basketball tournament has expanded to include all 14 teams and will be seeded 1-14. The tournament will begin on Wednesday, March 13 with matchups between the No. 11 and No. 14 seeds and the No. 12 and No. 13 seeds. The winners will advance to meet the sixth and fifth seeds, respectively, on Thursday. Also playing on Thursday will be the No. 8 and No. 9 seeds and the No. 7 and No. 10 seeds. The top four seeds in the tournament will receive byes until Friday's quarterfinal round.

**LAST TIME VS. MISSISSIPPI STATE**

**GAME 29 - SOUTH CAROLINA 67, MISSISSIPPI STATE 69  
COLUMBIA, S.C. - FEB. 29, 2012**

**COLUMBIA, S.C.** - Mississippi State's Brian Bryant hit a lay-up at the buzzer in overtime to lead the Bulldogs to a 69-67 victory over South Carolina in the final home game of the season for the Gamecocks.

Damontre Harris had his second double-double this season for the Gamecocks (10-19, 2-13 SEC) with 14 points and 11 rebounds. Bruce Ellington scored a game-high 17 points, and lone senior Malik Cooke added 11 points on Senior Night. Two Mississippi State (20-10, 7-8 SEC) forwards had double-doubles with Arnett Moultrie posting 15 points and 12 rebounds, and Renardo Sidney scoring 12 points with 14 rebounds. Wednesday's game marked the first overtime contest of the season for South Carolina. The game also marked the first carbon neutral basketball game at Colonial Life Arena, an imitative spearheaded by South Carolina students and cross country athletes Erin Fedewa and Nicole Rheinlander.

Trailing 33-26 at the half, South Carolina quickly fought back with an 8-2 run to start the second half to cut the score to within one point. The Gamecocks reclaimed the lead for the first time since midway through the first half with an Eric Smith lay-up with 13:07 remaining in the game to put Carolina ahead 42-41. The two teams proceeded to trade possessions until a successive pair of Damien Leonard 3's put the Gamecocks ahead 48-46, sending the Colonial Life Arena crowd into a frenzy.

With neither team able to hold onto a lead, Ellington hit a 3 from the top of the key with 3:08 remaining to put the Gamecocks up, 56-55. On Mississippi State's next possession, Damien Leonard forced Jalen Steele to miss a jumper with the shot clock expiring, and Harris's dunk in the final 70 seconds gave the Gamecocks a three-point cushion.

Not ready to concede defeat, the Bulldogs tied the game at 58-58 courtesy of a three-point play from Moultrie, and matching free throws by Carolina's Anthony Gill and Mississippi State's Moultrie knotted the game at 60-60 with 11 seconds remaining.

Ellington took the ball on the final possession of regulation and narrowly missed a fade-away in the lane at the buzzer, sending the game into overtime.

Sidney gave the Bulldogs at 67-65 lead with 47 seconds remaining in overtime but could not convert the free throw, allowing Gill to tie the game with 13 seconds left on a tip-in. On the next possession, Ellington stole the ball from Bulldog guard Dee Bost with 1.4 seconds remaining, but stepped out of bounds on the endline to give the Bulldogs a final play.

Bost took the inbounds pass and found Brian Bryant for a lay-up at the buzzer to give Mississippi State the 69-67 victory.

**GAME 29**

Official Basketball Box Score -- Game Totals -- Final Statistics  
Mississippi State vs South Carolina  
2/29/12 8 p.m. at Columbia, S.C. (Colonial Life Arena)



**Mississippi State 69 • 20-10, 7-8**

#	Player	Total			3-Ptr			Rebounds			PF	TP	A	TO	Blk	Stl	Min
		FG	FGA	FT	FTA	FG	FGA	FT	FTA	Off							
01	Renardo Sidney	f	5-12	0-0	2-3	6	8	14	1	12	0	3	2	0	35		
23	Arnett Moultrie	f	6-9	0-0	3-3	5	7	12	4	15	3	3	0	2	42		
00	Jalen Steele	g	1-10	1-8	2-2	0	2	2	1	5	0	2	0	0	33		
03	Dee Bost	g	4-13	2-7	3-3	0	2	2	0	13	11	1	1	2	45		
22	Brian Bryant	g	7-9	0-1	2-2	1	1	2	3	16	1	2	2	1	36		
04	Rodney Hood	g	2-3	1-1	0-0	1	1	2	1	5	0	1	0	2	13		
30	Wendell Lewis	g	1-2	0-0	0-0	1	0	1	1	2	1	0	0	1	16		
33	DeVilve Smith	g	0-0	0-0	1-2	0	0	0	0	1	1	1	0	0	5		
Team						1	2	3									
Totals			26-58	4-17	13-15	15	23	38	11	69	17	14	5	8	225		

FG % 1st Half: 12-22 54.5% 2nd half: 10-29 34.5% OT: 4-7 57.1% Game: 26-58 44.8% Deadball  
3FG % 1st Half: 1-4 25.0% 2nd half: 2-10 20.0% OT: 1-3 33.3% Game: 4-17 23.5% Rebounds  
FT % 1st Half: 8-9 88.9% 2nd half: 5-5 100.0% OT: 0-1 0.0% Game: 13-15 86.7% 0.1

**South Carolina 67 • 10-19, 2-13**

#	Player	Total			3-Ptr			Rebounds			PF	TP	A	TO	Blk	Stl	Min
		FG	FGA	FT	FTA	FG	FGA	FT	FTA	Off							
13	GILL, Anthony	f	3-8	0-0	2-2	5	3	8	3	8	0	1	0	2	32		
15	COOKE, Malik	f	4-10	2-5	1-2	1	2	3	2	11	4	3	0	1	31		
24	HARRIS, Damontre	f	7-8	0-0	0-1	7	4	11	4	14	1	2	2	2	34		
23	ELLINGTON, Bruce	g	6-16	4-5	1-1	0	1	1	1	17	4	3	1	1	34		
32	LEONARD, Damien	g	3-11	3-10	0-0	0	2	2	2	9	0	0	0	0	30		
01	WILLIAMS, Brenton	g	1-3	1-2	0-0	0	2	2	0	3	0	0	0	0	10		
02	RICHARDSON, Brian	g	0-1	0-1	0-2	0	0	0	0	0	0	0	0	0	6		
05	SMITH, Eric	g	1-4	0-0	0-0	0	0	0	0	2	1	0	0	0	11		
30	JACKSON, Lakeem	g	0-1	0-0	1-2	0	1	1	0	1	1	1	0	1	14		
33	SLAWSON, RJ	g	1-4	0-1	0-0	3	2	5	0	2	1	1	0	1	19		
45	GEATHERS, Carlton	g	0-0	0-0	0-0	0	1	1	0	0	0	1	0	0	4		
Team						1	2	3									
Totals			26-66	10-24	5-10	17	20	37	12	67	12	12	3	8	225		

FG % 1st Half: 11-31 35.5% 2nd half: 12-28 42.9% OT: 3-7 42.9% Game: 26-66 39.4% Deadball  
3FG % 1st Half: 3-9 33.3% 2nd half: 6-13 46.2% OT: 1-2 50.0% Game: 10-24 41.7% Rebounds  
FT % 1st Half: 1-4 25.0% 2nd half: 4-6 66.7% OT: 0-0 0.0% Game: 5-10 50.0% 3

Officials: Anthony Jordan, Joe Lindsay, Gary Maxwell  
Technical fouls: Mississippi State-None. South Carolina-None.  
Attendance: 7224

Score by periods	1st	2nd	OT	Total
Mississippi State	33	27	9	69
South Carolina	26	34	7	67

	In	Off	2nd	Fast
Points	Point	T/O	Chance	Break
MS	36	19	11	6
SC	28	8	20	12

Last FG - MS OT-00:00, SC OT-00:13.  
Largest lead - MS by 7 1st-01:37, SC by 5 1st-12:46.

Score tied - 10 times.  
Lead changed - 16 times.

**NON-CONFERENCE SCHEDULE**

The 2012-13 non-conference slate features 10 home dates, including one exhibition, to be played at Colonial Life Arena, two trips to New York City and an international visit to Puerto Vallarta, Mexico, to highlight the lineup. In the non-conference portion of its schedule, the Gamecocks will take part in three events, including the Hoops for Hope Classic with games in Columbia and Puerto Vallarta, Mexico, the annual SEC/BIG EAST Challenge, as well as the Brooklyn Hoops Holiday Invitational. The latter two will see the Gamecocks travel to New York City.

**EXCEPTIONAL COACHING STAFF**

The South Carolina men's basketball staff has nearly 100 years of coaching experience combined from the high school level, through the junior college ranks and at elite level programs in Division I basketball. Head coach Frank Martin is in his 13th season of coaching in college basketball, associate head coach Brad Underwood in his 27th, assistant coach Matt Figger in his 20th and Lamont Evans in his fifth.

**CHATKEVICIUS MISSED FIRST SIX GAMES**

South Carolina head men's basketball coach Frank Martin announced on Nov. 11 that freshman forward Laimonas Chatkevicius would miss the first six games of the 2012-13 season. The NCAA determined that Chatkevicius received impermissible benefits from his host family prior to enrolling at the University of South Carolina, and as a result he will be withheld from the first six games. He was able to return to game action vs. St. John's.

**MARTIN CONFIRMS SIGNING OF RINGER, MCKIE AND THORNWELL**

**Martin on Desmond Ringer (F/C - 6-9 - 260 - McDonough, Ga. - Eagle's Landing)**

"Desmond Ringer gives us size, strength, athleticism and skill on the front line. He comes from a very successful high school program, and we're excited to have him be part of our family. He is a guy that understands how to play, and he has great size and real good hands. Desmond is someone that we feel will become a big-time presence on the front line for many years to come."

**Martin on Justin McKie (G - 6-4 - 180 - Columbia, S.C. - Irmo)**

"With his name alone, it should give people an understanding of the kind of bloodlines that he has. Justin loves to win, and he is coached by Tim Whipple, one of the great coaches in the country, not just in high school basketball or in this state. In my seven months here, Justin has improved as much as any player that I have watched. We really like his toughness, his ability to play defense in a system that is similar to ours and his length and size on the perimeter. He is someone that, as we move forward, we think he is definitely a great part of building a championship program."

**Martin on Sindarius Thornwell (G - 6-5 - 180 - Lancaster, S.C. - Oak Hill Academy)**

"Sindarius Thornwell is an extremely talented guard, and he is a winner. In today's day and age, you have players that are highly ranked across the country that have a sense of entitlement, and he does not. He remains very humble and very loyal to his state. With his choice to play at South Carolina, it shows the kind of love that he, along with the other guys, have for this University. For he and Justin, representing their state was something very important to them. Sindarius has a chance to be a special player in our program. He is another big guard, who can play the point guard position, as well as the two and three. He is the consummate winner; he defends, he rebounds and he is a great decision maker with the basketball."

## ROSTER BREAKDOWN

### RETURNING STARTERS (2)

Bruce Ellington  
Damien Leonard  
*\*based on final game of 2011-12 season*

### RETURNING LETTERWINNERS (9)

Bruce Ellington  
Carlton Geathers  
Lakeem Jackson  
Damien Leonard  
Shane Phillips  
Brian Richardson  
RJ Slawson  
Eric Smith  
Brenton Williams

### GUARDS (8)

Austin Constable  
Bruce Ellington  
Damien Leonard  
LaShay Page  
Shane Phillips  
Brian Richardson  
Eric Smith  
Brenton Williams

### FORWARDS (7)

Michael Carrera  
Laimonas Chatkevicius  
Carlton Geathers  
Lakeem Jackson  
Mindaugas Kacinas  
RJ Slawson  
Brian Steele

### BY HEIGHT

Laimonas Chatkevicius - 6'11"  
Carlton Geathers - 6'10"  
RJ Slawson - 6'8"  
Mindaugas Kacinas - 6'7"  
Lakeem Jackson - 6'5"  
Michael Carrera - 6'5"  
Brian Steele - 6'5"  
Brian Richardson - 6'4"  
Damien Leonard - 6'4"  
LaShay Page - 6'2"  
Austin Constable - 6'0"  
Brenton Williams - 5'11"  
Eric Smith - 5'11"  
Shane Phillips - 5'10"  
Bruce Ellington - 5'9"

### PRONUNCIATION

Lie-MOAN-us Shh-CAVE-VEE-us  
Min-DAWG-us Kye-CHIN-iss

## 2012-13 SOUTH CAROLINA ROSTER

### ALPHABETICAL

No.	Name	Pos.	Ht.	Wt.	Cl.	Exp.	Hometown/High/Last School
24	Michael Carrera	F	6-5	212	FR	HS	Anzoátegui, Venezuela/Montrose Christian School
14	Laimonas Chatkevicius	F	6-11	255	FR	HS	Klaipeda, Lithuania/South Kent School
12	Austin Constable*	F	6-0	175	FR	HS	West Chester, Pa./Henderson
23	Bruce Ellington	G	5-9	197	JR	2VL	Moncks Corner, S.C./Berkeley
45	Carlton Geathers	F	6-10	255	RS SO	1VL	Georgetown, S.C./Carvers Bay
30	Lakeem Jackson	F	6-5	235	SR	3VL	Charlotte, N.C./Christ School
25	Mindaugas Kacinas	F	6-7	210	FR	HS	Klaipeda, Lithuania/Word of Life Fire Traditional School
32	Damien Leonard	G	6-4	190	SO	1VL	Greenville, S.C./J.L. Mann
0	LaShay Page	G	6-2	195	SR	2VL	Dillon, S.C./Dillon/Southern Mississippi
55	Shane Phillips*	G	5-10	170	SR	1L	Pittsburgh, Pa./Wheeling (W.Va.) Central
2	Brian Richardson	G	6-4	175	JR	2VL	Wilson, N.C./Greenfield School
33	RJ Slawson	F	6-8	220	JR	2VL	Charleston, S.C./Fort Dorchester
5	Eric Smith	G	5-11	205	JR	2VL	Mullins, S.C./Christ School
35	Brian Steele*	F	6-5	196	FR	HS	Greenville, S.C./Wade Hampton School
1	Brenton Williams	G	5-11	175	JR	1VL	Kissimmee, Fla./Osceola High School/Santa Fe College

### NUMERICAL

No.	Name	Pos.	Ht.	Wt.	Cl.	Exp.	Hometown/High/Last School
0	LaShay Page	G	6-2	195	SR	2VL	Dillon, S.C./Dillon/Southern Mississippi
1	Brenton Williams	G	5-11	175	JR	1VL	Kissimmee, Fla./Osceola High School/Santa Fe College
2	Brian Richardson	G	6-4	175	JR	2VL	Wilson, N.C./Greenfield School
5	Eric Smith	G	5-11	205	JR	2VL	Mullins, S.C./Christ School
12	Austin Constable*	F	6-0	175	FR	HS	West Chester, Pa./Henderson
14	Laimonas Chatkevicius	F	6-11	255	FR	HS	Klaipeda, Lithuania/South Kent School
23	Bruce Ellington	G	5-9	197	JR	2VL	Moncks Corner, S.C./Berkeley
24	Michael Carrera	F	6-5	212	FR	HS	Anzoátegui, Venezuela/Montrose Christian School
25	Mindaugas Kacinas	F	6-7	210	FR	HS	Klaipeda, Lithuania/Word of Life Fire Traditional School
30	Lakeem Jackson	F	6-5	235	SR	3VL	Charlotte, N.C./Christ School
32	Damien Leonard	G	6-4	190	SO	1VL	Greenville, S.C./J.L. Mann
33	RJ Slawson	F	6-8	220	JR	2VL	Charleston, S.C./Fort Dorchester
35	Brian Steele*	F	6-5	196	FR	HS	Greenville, S.C./Wade Hampton School
45	Carlton Geathers	F	6-10	255	RS SO	1VL	Georgetown, S.C./Carvers Bay
55	Shane Phillips*	G	5-10	170	SR	1L	Pittsburgh, Pa./Wheeling (W.Va.) Central

**Head Coach:** Frank Martin (Florida International, '93)

**Associate Head Coach:** Brad Underwood (Kansas State, '86)

**Assistant Coach/Recruiting Coordinator:** Matt Figger (Eastern Kentucky, '95)

**Assistant Coach:** Lamont Evans (Kansas State, '09)

**Director of Basketball Operations:** Andy Assaley (Cincinnati, '96)

**Strength & Conditioning Coach:** Scott Greenawalt (Muskingum College, '98)

**Athletic Trainer:** Mark Rodger (Buffalo, '01)


**Video Coordinator:** Dylan Lockwood (Cazenovia, '05)

**Graduate Student Manager/Student-Athlete Development:** Doug Edwards (Florida State, '07)

**Graduate Student Manager:** Darren Kent (Kansas State, '09)

*\* indicates walk-on*

# RADIO/TV SPOT CHART




**#0**

**LASHAY PAGE**  
Sr. - G - 6-2 - 195  
Dillon, S.C.  
Southern Miss.



**#1**

**BRENTON WILLIAMS**  
Jr. - G - 5-11 - 175  
Kissimmee, Fla.  
Santa Fe College




**#2**

**BRIAN RICHARDSON**  
Jr. - G - 6-4 - 175  
Wilson, N.C.  
Greenfield School



**#5**

**ERIC SMITH**  
Jr. - G - 5-11 - 205  
Mullins, S.C.  
Christ School




**#12**

**AUSTIN CONSTABLE**  
Fr. - G - 6-0 - 175  
West Chester, Pa.  
Henderson



**#14**

**LAIMONAS CHATKEVICIUS**  
Fr. - F - 6-11 - 255  
Klaipeda, Lithuania  
South Kent (Conn.)  
School




**#23**

**BRUCE ELLINGTON**  
Jr. - G - 5-9 - 197  
Moncks Corner, S.C.  
Berkeley



**#24**

**MICHAEL CARRERA**  
Fr. - F - 6-5 - 212  
Anzoátegui, Venezuela  
Montrose Christian




**#25**

**MINDAUGAS KACINAS**  
Fr. - F - 6-7 - 210  
Klaipeda, Lithuania  
Word of Life Fire  
Traditional School



**#30**

**LAKEEM JACKSON**  
Sr. - F - 6-5 - 235  
Charlotte, N.C.  
Christ School



**#32**

**DAMIEN LEONARD**  
So. - G - 6-4 - 190  
Greenville, S.C.  
J.L. Mann




**#33**

**RJ SLAWSON**  
Jr. - F - 6-8 - 220  
Charleston, S.C.  
Fort Dorchester



**#35**

**BRIAN STEELE**  
Fr. - F - 6-5 - 196  
Greenville, S.C.  
Wade Hampton School



**#45**

**CARLTON GEATHERS**  
R-So. - F - 6-10 - 255  
Georgetown, S.C.  
Carvers Bay



**#55**

**SHANE PHILLIPS**  
Sr. - G - 5-10 - 170  
Pittsburgh, Pa.  
Wheeling Central (W.Va.)



**FRANK MARTIN**  
Head Coach



**BRAD UNDERWOOD**  
Associate Head Coach



**MATT FIGGER**  
Assistant Coach/  
Recruiting Coordinator



**LAMONT EVANS**  
Assistant Coach



**ANDY ASSALEY**  
Director of Basketball  
Operations



**SCOTT GREENAWALT**  
Strength & Conditioning  
Coach



**MARK RODGER**  
Athletic Trainer



**DOUG EDWARDS**  
Grad. Student Manager/  
Student-Athlete  
Development



**DARREN KENT**  
Grad. Student Manager



**DYLAN LOCKWOOD**  
Video Coordinator



**EMILY FEENEY-MOLINARY**  
Media Relations



## GAMECOCKS RECORD WHEN ...

At home	7-2
On the road	0-1
At neutral sites	3-0
In overtime	2-0
vs. Top 25 team	0-0
vs. Top 10 team	0-0
vs. Top 3 team	0-0
Leading at half	8-0
Trailing at half	2-3
Tied at half	0-0
Shooting 50% or better	5-0
Shooting between 39-49%	5-1
Shooting less than 39%	0-2
Opp. shooting 50% or better	2-1
Opp. shooting between 39-49%	5-2
Opp. shooting less than 39%	3-0
Shooting better than opp.	9-0
Shooting worse then/equal to opp.	1-3
Starters out-score opp. starters	5-0
Opp. starters score/equal more	5-3
Bench out-scores opp. bench	9-3
Opp. bench scores>equals more	1-0
Having more FTs than opp.	5-1
Having equal/less FTs than opp.	5-2
Have more TOs than opp.	6-3
Having equal/less TOs than opp.	4-0
Having more rebounds than opp.	9-3
Having equal/less rebounds than opp.	1-0
Making 6 or more 3FGs	7-1
Having 15 or more assists	5-0
Having less than 15 assists	5-3
Score more points in paint than opp.	6-1
Scoring equal/less points in paint than opp.	4-2
Scoring more points off TOs than opp.	7-0
Scoring equal/less points off TOs than opp.	3-3
Scoring more 2nd-chance points than opp.	8-3
Scoring equal/less 2nd-chance points than opp.	2-0
Scoring more fast break points than opp.	3-1
Scoring equal/less fast break points than opp.	7-2
Wearing White uniforms	4-2
Wearing Garnet uniforms	0-0
Wearing Black uniforms	2-0
Wearing Gray Uniforms	4-1
Playing on live TV	7-2
Playing in November	5-2
Playing in December	4-1
Playing in January	1-0
Playing in February	0-0
Playing in March	0-0
Playing a day-game	3-1
Playing a night-game	7-2
Playing on Sunday	2-1
Playing on a Monday	1-0
Playing on a Tuesday	0-0
Playing on a Wednesday	1-1
Playing on a Thursday	0-1
Playing on a Friday	3-0
Playing on a Saturday	3-0
Scoring margin is 5 points or less	1-0
Margin is between 6-10	3-1
Margin is between 11-20	6-1
Margin is more than 20	0-1
Scoring 59 points or less	0-2
Scoring 60-69 points	1-1
Scoring 70-79 points	4-0
Scoring 80-89 points	4-0
Scoring 90-99 points	1-0
Scoring 100+ points	0-0

## MISCELLANEOUS

Current streak	W5
Home court streak	W4
Away streak	L1
Neutral court streak	W3

## 2012-13 SUPERLATIVES

(tied for team lead also included)

Scoring Leaders	'12-13	Career
LaShay Page	3	3*
Brenton Williams	4	5
Lakeem Jackson	3	5
Michael Carrera	2	2
Brian Richardson	1	3

Rebounding Leaders	'12-13	Career
Michael Carrera	4	4
Lakeem Jackson	6	22
LaShay Page	1	1*
Mindaugas Kacinas	2	2
Laimonas Chatkevicius	1	1
Damien Leonard	1	1

Assists Leaders	'12-13	Career
Eric Smith	10	16
Lakeem Jackson	3	26
Brian Richardson	3	4

Blocks Leaders	'12-13	Career
Michael Carrera	3	3
RJ Slawson	3	8
Damien Leonard	1	1
Brenton Williams	2	2
Brian Richardson	2	2
Lakeem Jackson	4	7
Mindaugas Kacinas	6	6
LaShay Page	1	1*

Steals Leaders	'12-13	Career
Lakeem Jackson	4	21
Eric Smith	5	6
Brenton Williams	6	9
Brian Richardson	2	9
Mindaugas Kacinas	1	1
LaShay Page	1	1*
Michael Carrera	1	1
Damien Leonard	1	4
RJ Slawson	3	8
Bruce Ellington	3	17

Double-Figure Scoring	'12-13	Career
Michael Carrera	5	5
Lakeem Jackson	7	25
LaShay Page	5	5*
Brenton Williams	10	16
RJ Slawson	1	4
Eric Smith	2	4
Brian Richardson	6	16
Mindaugas Kacinas	5	5
Bruce Ellington	2	30
Damien Leonard	2	10

20+ points	'12-13	Career
LaShay Page	2	2*
Brenton Williams	1	1

30+ points	'12-13	Career
-		

Double-Figure Rebounding	'12-13	Career
Michael Carrera	2	2
Mindaugas Kacinas	3	3
Lakeem Jackson	3	9

5+ assists	'12-13	Career
Eric Smith	6	7
Lakeem Jackson	2	8

3+ steals	'12-13	Career
Eric Smith	1	1

2+ blocks	'12-13	Career
Michael Carrera	2	2
Lakeem Jackson	2	6
Mindaugas Kacinas	4	4
Brian Richardson	1	1
RJ Slawson	1	4

Double-Doubles	'12-13	Career
Michael Carrera	2	2
Lakeem Jackson	2	3
Mindaugas Kacinas	1	1

Clutch Free Throws (under 5 min/OT)		
Brenton Williams	13-16	.813
Michael Carrera	6-8	.750
Eric Smith	9-12	.750
Lakeem Jackson	0-5	.000
RJ Slawson	1-5	.200
Damien Leonard	4-6	.667
LaShay Page	14-15	.933
Bruce Ellington	4-5	.800
Laimonas Chatkevicius	1-4	.250
Brian Steele	2-2	1.000
Brian Richardson	7-8	.875
Mindaugas Kacinas	11-14	.786
Totals	72-100	.720

\* indicates at South Carolina

## Miscellaneous

Largest Halftime Lead	
SC	27, vs. Jacksonville, Dec. 7, 2012
Opp	15, Milwaukee, Nov. 11, 2012
Smallest Halftime Lead	
SC	2, vs. Appalachian State, Dec. 19, 2012
Opp	1, Clemson, Dec. 2, 2012
Fewest Points In First Half	
SC	23, twice, last vs. Elon, Nov. 21, 2012
Opp	22, UALR, Nov. 25, 2012
Most Points In First Half	
SC	57, vs. Jacksonville, Dec. 7, 2012
Opp	41, Morgan State, Nov. 16, 2012
Most Points In Second Half	
SC	44, vs. Rider, Nov. 19, 2012
Opp	51, St. John's, Nov. 29, 2012
Fewest Points In Second Half	
SC	27, vs. Manhattan, Dec. 22, 2012
Opp	25, Missouri State, Nov. 24, 2012
Most Points in Overtime	
SC	16, twice, last vs. Mizz. State, Nov. 24, 2012
Opp	9, twice, last Missouri State, Nov. 24, 2012
Largest Margin of Victory	
SC	17, vs. Jacksonville, Dec. 7, 2012
Opp	24, St. John's, Nov. 29, 2012
Smallest Margin of Victory	
SC	5, vs. Appalachian State, Dec. 19, 2012
Opp	9, Clemson, Dec. 2, 2012

## 2012-13 GAME BY GAME COMPARISON

	Date	Result	FG-A	Pct	3FG-A	Pct	FT-A	Pct	O-D-Total	PF	Pts	A	TO	Blk	Stl	Min	Half
Milwaukee & South Carolina	Nov. 11	W, 82-75 (OT)	26-67	.388	14-33	.424	9-19	.474	15-18-33	24	75	17	15	3	7	225	38
Morgan State			28-63	.444	0-11	.000	26-31	.839	17-28-45	16	82	11	17	7	5	225	23
South Carolina	Nov. 16	W, 87-71	28-53	.528	2-13	.154	13-20	.650	6-16-22	20	71	13	20	4	11	200	41
Rider & South Carolina	Nov. 19	W, 88-76	30-57	.526	6-16	.375	21-26	.808	13-22-35	20	87	10	20	2	5	200	45
Elon			27-53	.509	6-14	.429	16-21	.762	8-15-23	13	76	13	17	2	9	200	37
South Carolina	Nov. 21	L, 65-53	32-60	.533	13-27	.481	11-14	.786	11-22-33	20	88	22	18	2	5	200	44
Missouri State ^			26-57	.456	8-15	.533	5-11	.455	9-21-30	19	65	13	14	6	12	200	31
South Carolina	Nov. 24	W, 74-67 (OT)	18-56	.321	6-19	.316	11-17	.647	18-25-43	16	53	10	22	5	7	200	23
UALR ^			23-59	.390	5-19	.263	16-28	.571	12-17-29	24	67	7	13	0	10	225	33
South Carolina	Nov. 25	W, 74-62	22-39	.564	8-18	.444	22-28	.786	4-29-33	24	74	13	25	5	2	225	28
St. John's %			23-57	.404	5-16	.313	11-23	.478	15-10-25	18	62	14	12	3	11	200	22
South Carolina	Nov. 29	L, 89-65	28-50	.560	6-16	.375	12-17	.706	15-25-40	20	74	14	21	5	9	200	39
Clemson			33-58	.569	7-14	.500	16-24	.667	11-20-31	18	89	19	7	9	8	200	38
South Carolina	Dec. 2	L, 64-55	24-65	.369	5-23	.217	12-21	.571	24-19-43	17	65	10	12	1	2	200	26
Jacksonville			17-39	.436	3-11	.273	27-37	.730	722-29	25	64	8	13	8	10	200	28
South Carolina	Dec. 7	W, 91-74	18-52	.346	4-15	.267	15-22	.682	17-19-36	28	55	10	19	4	3	200	27
Appalachian State			26-68	.382	3-20	.150	19-28	.679	13-18-31	22	74	11	7	8	7	200	30
South Carolina	Dec. 19	W, 74-69	31-56	.554	10-16	.525	19-29	.655	10-32-42	25	91	20	17	6	3	200	57
Manhattan #			23-63	.365	4-14	.286	19-22	.864	17-23-40	24	69	12	17	4	6	200	35
South Carolina	Dec. 22	W, 63-57	28-61	.459	5-15	.333	13-19	.684	13-24-37	21	74	18	17	8	4	200	37
Presbyterian			18-45	.400	8-24	.333	13-24	.542	10-13-23	21	57	16	13	4	13	200	30
South Carolina	Dec. 29	W, 76-60	20-49	.408	6-20	.300	17-25	.680	19-23-42	19	63	10	19	1	6	200	36
SC State			23-49	.469	4-13	.308	10-13	.769	7-18-25	18	60	10	15	4	5	200	24
South Carolina	Jan. 5	W, 80-69	27-56	.482	7-16	.438	15-24	.625	15-19-34	14	76	15	9	4	5	200	40
South Carolina			26-61	.426	0-7	0.0	17-22	.773	15-26-41	21	69	13	15	4	3	200	29
South Carolina			32-71	.451	4-16	.250	12-21	.571	17-25-42	18	80	16	9	3	4	200	37

\* indicates SEC contest | &-Hoops For Hope Classic (Columbia, S.C.) | ^-Hoops For Hope Classic (Puerto Vallarta, Mexico) | %-SEC/BIG EAST Challenge | #-Brooklyn Hoops Holiday Invitational (Brooklyn, N.Y.)

## 2012-13 RESULTS: OVERALL, 10-3; HOME, 7-2; AWAY, 0-1; NEUTRAL, 3-0; SEC, 0-0

DATE	OPPONENT	W/L	SCORE	RECORD (SEC)	POINTS	REBOUNDS	ASSISTS	BLOCKS	STEALS	ATTENDANCE
Nov. 11	Milwaukee &	W	82-75 (OT)	1-0	Page (19)	Carrera (15)	Smith (4)	Carrera (3)	5 with 1	7335 (paid)
Nov. 16	Morgan State	W	87-71	2-0	Page (20)	Jackson (8)	Jackson (4)	Slawson/Lenard (1)	Page (2)	8019 (paid)
Nov. 19	Rider &	W	88-76	3-0	Williams (22)	Jackson (7)	Richardson (6)	Williams/Richardson (1)	Jackson (2)	7157 (paid)
Nov. 21	Elon	L	65-53	3-1	Jackson (14)	Jackson (10)	Richardson (4)	Jackson (2)	Jackson (2)	6754 (paid)
Nov. 24	Missouri State ^	W	74-64 (OT)	4-1	Page (22)	Page (6)	Smith (6)	Kacinas (2)	Carrera/Leonard (1)	303
Nov. 25	UALR ^	W	74-62	5-1	Williams (17)	Jackson (15)	Smith/Jackson (5)	Jackson/Kacinas (2)	Smith (3)	276
Nov. 29	St. John's %	L	89-65	5-2	Carrera (11)	Carrera (11)	Smith/Richardson (2)	Page (1)	Slawson/Williams (1)	4,902
Dec. 2	Clemson	L	64-55	5-3	Williams (16)	Jackson/Carrera (6)	Smith (3)	4 with 1	3 with 1	10,684 (paid)
Dec. 7	Jacksonville	W	91-74	6-3	Carrera (17)	Carrera (9)	Smith (7)	Carrera/Kacinas (2)	3 with 1	6,980 (paid)
Dec. 19	Appalachian State	W	74-69	7-3	Jackson (16)	Kacinas (12)	Smith (9)	Kacinas (3)	4 with 1	8,118 (paid)
Dec. 22	Manhattan #	W	63-57	8-3	Williams (17)	Jackson (11)	Smith/Jackson (3)	Williams (1)	Williams/Slawson (2)	-
Dec. 29	Presbyterian	W	76-60	9-3	Richardson (16)	Chatkevicius/Leonard (6)	Smith (5)	Slawson (3)	Williams (2)	7,344 (paid)
Jan. 5	SC State	W	80-69	10-3	Jackson (16)	Kacinas (10)	Smith (7)	3 with 1	Williams (2)	7,394 (paid)

\* indicates SEC contest | &-Hoops For Hope Classic (Columbia, S.C.) | ^-Hoops For Hope Classic (Puerto Vallarta, Mexico) | %-SEC/BIG EAST Challenge | #-Brooklyn Hoops Holiday Invitational (Brooklyn, N.Y.)

### 2012-13 STARTING LINEUP WIN-LOSS

Guard	Guard	Forward	Forward	Forward	2012-13	Games
Page	Smith	Slawson	Jackson	Carrera	2-2	4
Guard	Guard	Guard	Forward	Forward	2012-13	Games
Page	Smith	Williams	Jackson	Slawson	2-1	3
Guard	Guard	Forward	Forward	Forward	2012-13	Games
Page	Smith	Kacinas	Jackson	Slawson	2-0	2
Guard	Guard	Forward	Forward	Forward	2012-13	Games
Williams	Smith	Slawson	Jackson	Carrera	1-0	1
Guard	Guard	Forward	Forward	Forward	2012-13	Games
Williams	Smith	Kacinas	Jackson	Carrera	1-0	1
Guard	Guard	Guard	Forward	Forward	2012-13	Games
Williams	Smith	Richardson	Jackson	Kacinas	1-0	1
Guard	Guard	Guard	Forward	Forward	2012-13	Games
Leonard	Smith	Richardson	Jackson	Kacinas	1-0	1









**GAME 13 - SOUTH CAROLINA 80, SC STATE 69**  
**JAN. 5, 2013/COLONIAL LIFE ARENA**

**COLUMBIA, S.C.** - In their final non-conference contest of the year, South Carolina (10-3) defeated South Carolina State (4-10) 80-69 on Saturday afternoon at Colonial Life Arena. Four Gamecocks reached double figures in the effort, with senior forward Lakeem Jackson tallying 16 to lead the way.

Jackson's 16 points equaled a season-high and the forward grabbed eight boards as well. Earning his second start in a row, junior guard Brian Richardson scored 15 for his fifth straight double-digit scoring effort. Junior guard Brenton Williams recorded 14 and sophomore guard Damien Leonard added 10 points and a career-high eight rebounds in his first start of the season. Freshman forward Mindaugas Kacinas notched his third double-digit rebounding game with 10 and junior guard Eric Smith dished out seven assists.

Junior forward Matthew Hezekiah turned in game-highs of 24 points and 14 rebounds in the effort for the Bulldogs. Junior guard Adama Adams also scored in double figures, registering 12. South Carolina State did not hit a three pointer in the contest.

Hezekiah scored six of the first eight for the Bulldogs and the visitors jumped out early at 10-2 and held an advantage for more than half of the first half.

The Gamecocks finally took a lead at 21-19 with 7:20 remaining before halftime when Kacinas put back a Jackson miss. Hezekiah drained a jumper to put the Bulldogs back up 21-20, the last lead of the day for South Carolina State.

South Carolina scored eight unanswered to take control of the game. The spurt started with the first of Leonard's two 3s in the final five minutes of the half and ended with a drive to the basket by Smith. The run expanded the South Carolina advantage to seven at 28-21.

Kacinas scored on a tip in at the buzzer to send South Carolina to the locker room with a 37-29 upper hand.

Out of the gate in the second half, the Gamecocks scored on four of their first five possessions to claim a 45-33 lead, prompting the Bulldogs to take a timeout.

South Carolina stretched their lead to 13 at 50-37 just after the first media break of the half and the Bulldogs responded with an 11-4 run over the next 2:52 to cut the lead to six at 54-48.

With South Carolina State trying to rally, but getting no closer than six, the Gamecocks rattled off an 8-2 run to take a double-digit lead again. Williams scored two straight baskets, the second of which was a successful three-point play. Richardson hit his first 3 of the night on the next possession giving the Gamecocks a 12-point cushion at 67-55 with 6:41 on the clock.

On a pair of Richardson free throws, South Carolina took a 14-point lead, the largest of the game at 77-63. In the final 3:01 of the game, the Bulldogs could not get closer than nine and the Gamecocks recorded the 80-69 victory.

**GAME 13**



Official Basketball Box Score - Game Totals - Final Statistics  
**South Carolina State vs South Carolina**  
 1/5/13 1:30 p.m. at Columbia, S.C. (Colonial Life Arena)

**South Carolina State 69 • 4-10**

#	Player	Total		3-Ptr		Rebounds			PF	TP	A	TO	Blk	Stl	Min
		FG	FGA	FG	FGA	FT	FTA	Off							
22	HEZEKIAH, Matthew	f	12-18	0-0	0-1	7	7	14	3	24	0	3	0	1	36
30	PALMER, Darryl	f	3-8	0-0	2-2	0	6	6	2	8	2	1	2	1	32
01	TOOMBS, Khalif	g	3-10	0-2	0-0	0	2	2	4	6	6	1	0	0	32
05	ADAMS, Adama	g	2-6	0-2	8-8	0	2	2	4	12	2	6	2	0	32
10	MYERS, Patrick	g	3-9	0-2	3-5	4	3	7	4	9	2	3	0	0	32
11	MITCHELL, Shaquille		0-2	0-0	3-4	1	2	3	3	3	1	1	0	0	18
13	HENRY, Phillip		0-0	0-0	0-0	0	1	1	0	0	0	0	0	0	5
24	LINTON, Terrence		0-1	0-1	0-0	0	0	0	0	0	0	0	0	0	1
33	RADOVIC, Luka		3-7	0-0	1-2	2	2	4	1	7	0	0	0	1	12
Team						1	1	2							
Totals			26-61	0-7	17-22	15	26	41	21	69	13	15	4	3	200

FG % 1st Half: 11-24 45.8% 2nd half: 15-37 40.5% Game: 26-61 42.6% Deadball  
 3FG % 1st Half: 0-4 0.0% 2nd half: 0-3 0.0% Game: 0-7 0.0% Rebounds  
 FT % 1st Half: 7-9 77.8% 2nd half: 10-13 76.9% Game: 17-22 77.3% 0,1

**South Carolina 80 • 10-3**

#	Player	Total		3-Ptr		Rebounds			PF	TP	A	TO	Blk	Stl	Min
		FG	FGA	FG	FGA	FT	FTA	Off							
25	KACINAS, Mindaugas	f	4-7	0-1	1-2	5	5	10	4	9	2	1	1	0	35
30	JACKSON, Lakeem	f	8-15	0-0	0-3	4	4	8	3	16	2	2	1	0	32
02	RICHARDSON, Brian	g	6-14	1-5	2-4	1	3	4	3	15	3	1	1	1	27
05	SMITH, Eric	g	2-6	0-1	1-2	2	2	4	0	5	7	3	0	0	35
32	LEONARD, Damien	g	3-14	2-6	2-2	2	6	8	2	10	1	2	0	1	29
01	WILLIAMS, Brenton		4-8	1-3	5-7	0	1	1	1	14	1	0	0	2	25
14	CHATKEVICIUS, L.		1-2	0-0	0-0	1	0	1	1	2	0	0	0	0	4
33	SLAWSON, RJ		4-5	0-0	1-1	0	1	1	4	9	0	0	0	0	13
Team						2	3	5							
Totals			32-71	4-16	12-21	17	25	42	18	80	16	9	3	4	200

FG % 1st Half: 15-36 41.7% 2nd half: 17-35 48.6% Game: 32-71 45.1% Deadball  
 3FG % 1st Half: 3-10 30.0% 2nd half: 1-6 16.7% Game: 4-16 25.0% Rebounds  
 FT % 1st Half: 4-10 40.0% 2nd half: 8-11 72.7% Game: 12-21 57.1% 4

Officials: Tony Greene, Mike Thibodeaux, Detric Taylor  
 Technical fouls: South Carolina State-TEAM. South Carolina-None.  
 Attendance: 7394

Score by periods	1st	2nd	Total
South Carolina State	29	40	69
South Carolina	37	43	80

	In	Off	2nd	Fast
Points	Paint	T/O	Chance	Break
SCSUM	38	8	17	10
SC	48	20	19	5
				25

Last FG - SCSUM 2nd-01:13, SC 2nd-00:04. Score tied - 1 time.  
 Largest lead - SCSUM by 8 1st-15:48, SC by 14 2nd-03:01. Lead changed - 3 times.





## #30 - LAKEEM JACKSON

**SENIOR | FORWARD | 6'5" | 235 | 3 LETTERS**  
**CHARLOTTE, N.C./CHRIST SCHOOL**

### JACKSON'S CAREER HIGHS

**POINTS**  
 19 vs. Baylor (Jan. 2, 2010)

**FIELD GOALS**  
 9 vs. Baylor (Jan. 2, 2010)

**FIELD GOAL ATTEMPTS**  
 17 vs. Baylor (Jan. 2, 2010)

**3-POINT FIELD GOALS**  
 1, three times, last vs. Vanderbilt (Jan. 8, 2011)

**3-POINT FIELD GOAL ATTEMPTS**  
 4 vs. Alabama A&M (Nov. 13, 2009)

**FREE THROWS**  
 5 vs. Furman (Dec. 21, 2009)

**FREE THROW ATTEMPTS**  
 9, twice, last vs. Baylor (Jan. 2, 2010)

**REBOUNDS**  
 15, vs. Missouri State (Nov. 24, 2012)

**ASSISTS**  
 7, at Vanderbilt (Feb. 5, 2011)

**BLOCKS**  
 3 vs. Baylor (Jan. 2, 2010)

**STEALS**  
 6 vs. Baylor (Jan. 2, 2010)

**MINUTES PLAYED**  
 44, vs. WKU (Nov. 27, 2010)

### JACKSON'S SEASON HIGHS

**POINTS**  
 16, twice, last vs. SC State (Jan. 5, 2013)

**FIELD GOALS**  
 8, twice, last vs. SC State (Jan. 5, 2013)

**FIELD GOAL ATTEMPTS**  
 15, vs. SC State (Jan. 5, 2013)

**3-POINT FIELD GOALS**  
 -

**3-POINT FIELD GOAL ATTEMPTS**  
 1, vs. Presbyterian (Dec. 29, 2012)

**FREE THROWS**  
 3, vs. Missouri State (Nov. 24, 2012)

**FREE THROW ATTEMPTS**  
 5, vs. Missouri State (Nov. 24, 2012)

**REBOUNDS**  
 15, vs. Missouri State (Nov. 24, 2012)

**ASSISTS**  
 5, twice, last vs. Jacksonville (Dec. 7, 2012)

**BLOCKS**  
 2, twice, last vs. Missouri State (Nov. 24, 2012)

**STEALS**  
 2, twice, last vs. Elon (Nov. 21, 2012)

**MINUTES PLAYED**  
 40, vs. Milwaukee (Nov. 11, 2012)

### 2012-13

Opponent	Date	GS	Min	FG-FGA	Pct	3FG-FGA	Pct	FT-FTA	Pct	Off	Def	Tot	Avg	PF	FO	A	TO	Blk	Stl	Pts	Avg
MILWAUKEE	11/11/12	*	40	6-10	.600	0-0	.000	0-1	.000	1	5	6	6.0	1	0	0	2	1	1	12	12.0
MORGAN STATE	11/16/12	*	34	3-5	.600	0-0	.000	2-4	.400	2	6	8	7.0	3	0	4	2	0	1	8	10.0
RIDER	11/19/12	*	32	7-8	.875	0-0	.000	0-0	.000	1	6	7	7.0	3	0	3	4	0	2	14	11.3
ELON	11/21/12	*	36	7-13	.538	0-0	.000	0-1	.333	6	4	10	7.8	2	0	2	2	2	2	10	12.0
vs. Missouri State	11/24/12	*	35	3-3	.667	0-0	.000	3-5	.455	2	2	4	7.0	4	0	2	3	0	0	9	11.4
vs. UALR	11/25/12	*	35	5-7	.714	0-0	.000	0-3	.357	5	10	15	8.3	0	0	5	3	2	0	10	11.2
at St. John's	11/29/12	*	20	3-7	.429	0-0	.000	0-1	.333	4	2	6	8.0	3	0	0	3	0	0	6	10.4
CLEMSON	12/2/12	*	33	2-5	.400	0-0	.000	0-0	.333	4	2	3	7.8	2	0	1	3	1	0	4	9.6
JACKSONVILLE	12/7/12	*	29	2-4	.500	0-0	.000	1-1	.375	1	6	7	7.7	1	0	5	3	1	1	5	9.1
APPALACHIAN ST	12/19/12	*	30	8-11	.727	0-0	.000	0-3	.316	2	5	7	7.6	2	0	1	4	1	0	16	9.8
vs. Manhattan	12/22/12	*	34	4-5	.800	0-0	.000	1-2	.333	3	8	11	7.9	3	0	3	3	0	0	9	9.7
PRESBYTERIAN	12/29/12	*	27	5-11	.455	0-1	.000	0-2	.304	3	1	4	7.6	4	0	2	0	0	0	10	9.8
SC STATE	1/5/13	*	32	8-15	.533	0-0	.000	0-3	.269	4	4	8	7.6	3	0	2	2	1	0	16	10.2
at Miss State	1/9/13																				
AUBURN	1/12/13																				
at LSU	1/16/13																				
VANDERBILT	1/19/13																				
at Missouri	1/22/13																				
ARKANSAS	1/26/13																				
at Florida	1/30/13																				
GEORGIA	2/2/13																				
at Kentucky	2/5/13																				
TENNESSEE	2/10/13																				
LSU	2/14/13																				
at Alabama	2/16/13																				
OLE MISS	2/20/13																				
at Georgia	2/23/13																				
MISSOURI	2/28/13																				
at Texas A&M	3/2/13																				
MISS STATE	3/6/13																				
at Vanderbilt	3/9/13																				

### SEASON NOTES

Earned the start for the season opener vs. Milwaukee (Nov. 11), posting 12 points on 6-of-10 shooting; also collected six rebounds ... Collected a team high eight rebounds and four assists, while adding eight points in 34 minutes vs. Morgan State (Nov. 16) ... Posted second double-figure scoring game of the season vs. Rider (Nov. 19) with 14 points, also a team high seven rebounds and three assists ... Led the team in points (14) and rebounds (10) vs. Elon (Nov. 21) in collecting his second-career double-double and his first since the 2010-11 season opener ... Posted nine points and two assists in overtime victory vs. Missouri State (Nov. 24) ... Collected second double-double of the season with 10 points and a career high 15 rebounds vs. UALR (Nov. 25) ... Named to Hoops For Hope Classic All-Tournament Team ... Contributed six points and six rebounds vs. St. John's (Nov. 29) ... Team high six rebounds vs. Clemson (Dec. 2) ... Matched season high with five assists vs. Jacksonville (Dec. 7), also seven rebounds ... Posted a season high 16 points, while adding seven rebounds in win vs. App State (Dec. 19) ... Pulled down a game high 11 rebounds in victory vs. Manhattan (Dec. 22) ... Scored 10 points and collected four rebounds vs. Presbyterian (Dec. 29) in the 100th game of his career in the Garnet and Black ... Matched season high with 16 points vs. SC State (Jan. 5) ...

### CAREER STATISTICS

Season	GP-GS	Min	Avg	FG	FGA	Pct	3FG	3FGA	Pct	FT	FTA	Pct	Off	Def	Tot	Avg	PF	FO	Ast	TO	Blk	Stl	Pts	Avg
2009-10	31-30	827	26.7	104	206	.505	0	8	.000	16	59	.271	63	91	154	5.0	66	0	59	35	19	47	224	7.2
2010-11	26-25	731	28.1	87	182	.478	3	10	.300	26	62	.419	71	75	146	5.6	40	0	66	46	5	24	203	7.8
2011-12	31-12	526	17.0	43	91	.473	0	2	.000	12	32	.375	31	52	83	2.7	35	1	44	36	3	24	98	3.2
2012-13	13-13	417	32.1	63	104	.606	0	1	.000	7	26	.269	38	61	99	7.6	31	0	30	34	9	7	133	10.2
<b>Totals</b>	<b>101-80</b>	<b>2501</b>	<b>24.8</b>	<b>297</b>	<b>583</b>	<b>.509</b>	<b>3</b>	<b>21</b>	<b>.143</b>	<b>61</b>	<b>179</b>	<b>.341</b>	<b>203</b>	<b>279</b>	<b>482</b>	<b>4.8</b>	<b>172</b>	<b>1</b>	<b>199</b>	<b>151</b>	<b>36</b>	<b>102</b>	<b>658</b>	<b>6.5</b>

### CAREER SEC STATISTICS

Season	GP-GS	Min	Avg	FG	FGA	Pct	3FG	3FGA	Pct	FT	FTA	Pct	Off	Def	Tot	Avg	PF	FO	Ast	TO	Blk	Stl	Pts	Avg
2010	16-15	454	28.4	54	101	.535	0	0	.000	3	22	.136	33	48	81	5.1	41	0	32	19	5	21	111	6.9
2011	12-11	335	27.9	33	74	.446	1	3	.333	6	2	.273	30	28	58	4.8	17	0	25	22	1	4	73	6.1
2012	16-2	198	12.4	10	33	.303	0	0	.000	4	10	.400	10	19	29	1.8	12	0	13	11	0	10	24	1.5
2013																								
<b>Totals</b>	<b>44-28</b>	<b>987</b>	<b>22.4</b>	<b>97</b>	<b>208</b>	<b>.466</b>	<b>1</b>	<b>3</b>	<b>.333</b>	<b>13</b>	<b>34</b>	<b>.382</b>	<b>73</b>	<b>95</b>	<b>168</b>	<b>3.8</b>	<b>70</b>	<b>0</b>	<b>70</b>	<b>52</b>	<b>6</b>	<b>35</b>	<b>208</b>	<b>4.7</b>



## #23 - BRUCE ELLINGTON

JUNIOR | GUARD | 5'9" | 197 | 2 LETTERS  
MONCKS CORNER, S.C./BERKELEY

### ELLINGTON'S CAREER HIGHS

**POINTS**  
31, at Furman (Dec. 22, 2010)

**FIELD GOALS**  
11, at Furman (Dec. 22, 2010)

**FIELD GOAL ATTEMPTS**  
23, at Furman (Dec. 22, 2010)

**3-POINT FIELD GOALS**  
6, twice, last vs. Vanderbilt (Jan. 8, 2011)

**3-POINT FIELD GOAL ATTEMPTS**  
13, twice, last vs. Tennessee (Feb. 16, 2011)

**FREE THROWS**  
7, vs. Arkansas (Jan. 19, 2011)

**FREE THROW ATTEMPTS**  
11, vs. Arkansas (Jan. 19, 2011)

**REBOUNDS**  
8, vs. WKU (Nov. 27, 2010)

**ASSISTS**  
8, vs. WKU (Nov. 27, 2010)

**BLOCKS**  
1, 3 times, last vs. App State (Dec. 19, 2012)

**STEALS**  
4, at Michigan State (Nov. 16, 2010)

**MINUTES PLAYED**  
46, vs. WKU (Nov. 27, 2010)

### ELLINGTON'S SEASON HIGHS

**POINTS**  
12, twice, last vs. Jacksonville (Dec. 7, 2012)

**FIELD GOALS**  
4, vs. Clemson (Dec. 2, 2012)

**FIELD GOAL ATTEMPTS**  
10 vs. St. John's (Nov. 29, 2012)

**3-POINT FIELD GOALS**  
2, vs. Appalachian State (Dec. 19, 2012)

**3-POINT FIELD GOAL ATTEMPTS**  
4 vs. St. John's (Nov. 29, 2012)

**FREE THROWS**  
6, vs. Jacksonville (Dec. 7, 2012)

**FREE THROW ATTEMPTS**  
10, vs. Jacksonville (Dec. 7, 2012)

**REBOUNDS**  
4, vs. Jacksonville (Dec. 7, 2012)

**ASSISTS**  
2, vs. Clemson (Dec. 2, 2012)

**BLOCKS**  
1, vs. Appalachian State (Dec. 19, 2012)

**STEALS**  
1, 3 times, last vs. App State (Dec. 19, 2012)

**MINUTES PLAYED**  
29 vs. St. John's (Nov. 29, 2012)

### 2012-13

Opponent	Date	GS	Min	FG-FGA	Pct	3FG-FGA	Pct	FT-FTA	Pct	Off	Def	Tot	Avg	Pf	Fo	A	To	Blk	Stl	Pts	Avg	
MILWAUKEE	11/11/12	-	-	-	-	-	-	DNP - Football	-	-	-	-	-	-	-	-	-	-	-	-	-	-
MORGAN STATE	11/16/12	-	-	-	-	-	-	DNP - Football	-	-	-	-	-	-	-	-	-	-	-	-	-	-
RIDER	11/19/12	-	-	-	-	-	-	DNP - Football	-	-	-	-	-	-	-	-	-	-	-	-	-	-
ELON	11/21/12	-	-	-	-	-	-	DNP - Football	-	-	-	-	-	-	-	-	-	-	-	-	-	-
vs. Missouri State	11/24/12	-	-	-	-	-	-	DNP - Football	-	-	-	-	-	-	-	-	-	-	-	-	-	-
vs. UALR	11/25/12	-	-	-	-	-	-	DNP - Football	-	-	-	-	-	-	-	-	-	-	-	-	-	-
at St. John's	11/29/12	29	3-10	.300	0-4	.000	1-2	.500	1	0	1	1.0	1	0	0	3	0	0	7	7	0	7.0
CLEMSON	12/2/12	27	4-9	.368	0-2	.000	4-5	.714	0	3	3	2.0	4	0	2	5	0	1	12	9.5	9.5	
JACKSONVILLE	12/7/12	25	3-7	.385	0-1	.000	6-10	.647	0	4	4	2.7	2	0	1	2	0	1	12	10.3	10.3	
APPALACHIAN ST	12/19/12	27	3-7	.394	2-2	.222	0-0	.647	1	3	4	3.0	3	0	1	2	1	1	8	9.8	9.8	
vs. Manhattan	12/22/12	-	-	-	-	-	-	DNP - Football	-	-	-	-	-	-	-	-	-	-	-	-	-	-
PRESBYTERIAN	12/29/12	-	-	-	-	-	-	DNP - Football	-	-	-	-	-	-	-	-	-	-	-	-	-	-
SC STATE	1/5/13	-	-	-	-	-	-	DNP - Football	-	-	-	-	-	-	-	-	-	-	-	-	-	-
at Miss State	1/9/13	-	-	-	-	-	-	-	-	-	-	-	-	-	-	-	-	-	-	-	-	-
AUBURN	1/12/13	-	-	-	-	-	-	-	-	-	-	-	-	-	-	-	-	-	-	-	-	-
at LSU	1/16/13	-	-	-	-	-	-	-	-	-	-	-	-	-	-	-	-	-	-	-	-	-
VANDERBILT	1/19/13	-	-	-	-	-	-	-	-	-	-	-	-	-	-	-	-	-	-	-	-	-
at Missouri	1/22/13	-	-	-	-	-	-	-	-	-	-	-	-	-	-	-	-	-	-	-	-	-
ARKANSAS	1/26/13	-	-	-	-	-	-	-	-	-	-	-	-	-	-	-	-	-	-	-	-	-
at Florida	1/30/13	-	-	-	-	-	-	-	-	-	-	-	-	-	-	-	-	-	-	-	-	-
GEORGIA	2/2/13	-	-	-	-	-	-	-	-	-	-	-	-	-	-	-	-	-	-	-	-	-
at Kentucky	2/5/13	-	-	-	-	-	-	-	-	-	-	-	-	-	-	-	-	-	-	-	-	-
TENNESSEE	2/10/13	-	-	-	-	-	-	-	-	-	-	-	-	-	-	-	-	-	-	-	-	-
LSU	2/14/13	-	-	-	-	-	-	-	-	-	-	-	-	-	-	-	-	-	-	-	-	-
at Alabama	2/16/13	-	-	-	-	-	-	-	-	-	-	-	-	-	-	-	-	-	-	-	-	-
OLE MISS	2/20/13	-	-	-	-	-	-	-	-	-	-	-	-	-	-	-	-	-	-	-	-	-
at Georgia	2/23/13	-	-	-	-	-	-	-	-	-	-	-	-	-	-	-	-	-	-	-	-	-
MISSOURI	2/28/13	-	-	-	-	-	-	-	-	-	-	-	-	-	-	-	-	-	-	-	-	-
at Texas A&M	3/2/13	-	-	-	-	-	-	-	-	-	-	-	-	-	-	-	-	-	-	-	-	-
MISS STATE	3/6/13	-	-	-	-	-	-	-	-	-	-	-	-	-	-	-	-	-	-	-	-	-
at Vanderbilt	3/9/13	-	-	-	-	-	-	-	-	-	-	-	-	-	-	-	-	-	-	-	-	-

### SEASON NOTES

Joined the basketball team for practice on Nov. 27 and will continue with practices and games until the start of bowl practice for the Gamecock football squad ... Ellington is currently the top receiver for the Carolina football team with 38 catches for 564 yards and six TD's, including two TD's last weekend vs. Clemson ... Ellington also handles kickoff returns for the football squad (averages 22.2 yards per return in 2012) ... He posted back-to-back 100 receiving yards vs. Tennessee (Oct. 27), and Arkansas (Nov. 10), and caught seven passes vs. Clemson for 72 yards on Nov. 24 ... In his first basketball contest of the season vs. St. John's (Nov. 29), played a team high 29 minutes and scored seven points ... Posted 12 points off the bench and first two assists of the season vs. Clemson (Dec. 2) ... Scored 12 points vs. Jacksonville (Dec. 7), collecting a season high four rebounds in 25 minutes played ... Saw action vs. Appalachian State (Dec. 19), scoring eight points off the bench ... Will return to basketball following the Outback Bowl on Jan. 1.

### CAREER STATISTICS

Season	GP-GS	Min	Avg	FG	FGA	Pct	3FG	3FGA	Pct	FT	FTA	Pct	Off	Def	Tot	Avg	Pf	Fo	Ast	TO	Blk	Stl	Pts	Avg
2010-11	30-30	928	30.9	138	423	.326	61	198	.308	47	74	.635	25	75	100	3.3	75	0	97	87	0	31	384	12.8
2011-12	24-15	697	29.0	100	280	.357	39	118	.331	26	34	.765	18	37	55	2.3	53	0	74	54	2	16	265	11.0
2012-13	4-0	108	27.0	13	33	.394	2	9	.222	11	17	.647	2	10	12	3.0	10	0	4	11	1	3	39	9.8
<b>Totals</b>	<b>58-45</b>	<b>1733</b>	<b>29.9</b>	<b>251</b>	<b>736</b>	<b>.341</b>	<b>102</b>	<b>325</b>	<b>.314</b>	<b>84</b>	<b>125</b>	<b>.672</b>	<b>45</b>	<b>122</b>	<b>167</b>	<b>2.9</b>	<b>138</b>	<b>0</b>	<b>175</b>	<b>152</b>	<b>3</b>	<b>50</b>	<b>688</b>	<b>11.9</b>

### CAREER SEC STATISTICS

Season	GP-GS	Min	Avg	FG	FGA	Pct	3FG	3FGA	Pct	FT	FTA	Pct	Off	Def	Tot	Avg	Pf	Fo	Ast	TO	Blk	Stl	Pts	Avg
2011	16-16	500	31.3	69	237	.291	31	122	.254	23	35	.657	18	32	50	3.1	41	0	42	43	0	14	192	12.0
2012	16-14	511	31.9	72	209	.344	26	85	.306	18	24	.750	14	28	42	2.6	34	0	58	40	1	14	188	11.8
2013																								
<b>Totals</b>	<b>32-30</b>	<b>1011</b>	<b>31.6</b>	<b>141</b>	<b>446</b>	<b>.316</b>	<b>57</b>	<b>207</b>	<b>.275</b>	<b>41</b>	<b>59</b>	<b>.694</b>	<b>32</b>	<b>60</b>	<b>92</b>	<b>2.9</b>	<b>75</b>	<b>0</b>	<b>100</b>	<b>83</b>	<b>1</b>	<b>28</b>	<b>380</b>	<b>11.9</b>



## #2 - BRIAN RICHARDSON

JUNIOR | GUARD | 6'4" | 175 | 2 LETTERS  
WILSON, N.C./GREENFIELD SCHOOL

### RICHARDSON'S CAREER HIGHS

**POINTS**  
17, vs. SC State (Jan. 4, 2011)

**FIELD GOALS**  
6, twice, last vs. SC State (Jan. 5, 2013)

**FIELD GOAL ATTEMPTS**  
14, vs. SC State (Jan. 5, 2013)

**3-POINT FIELD GOALS**  
5, vs. SC State (Jan. 4, 2011)

**3-POINT FIELD GOAL ATTEMPTS**  
9, twice, last vs. Boston College (Jan. 1, 2011)

**FREE THROWS**  
7, vs. Delaware State (12/1/10)

**FREE THROW ATTEMPTS**  
8, vs. Delaware State (12/1/10)

**REBOUNDS**  
8, vs. Elon (Nov. 21, 2012)

**ASSISTS**  
6, vs. Rider (Nov. 19, 2012)

**BLOCKS**  
2, vs. Appalachian State (Dec. 19, 2012)

**STEALS**  
2, five times, last vs. Presby. (Dec. 13, 2011)

**MINUTES PLAYED**  
38, vs. Missouri State (Nov. 24, 2012)

### RICHARDSON'S SEASON HIGHS

**POINTS**  
16, twice, last vs. Presbyterian (Dec. 29, 2012)

**FIELD GOALS**  
6, vs. SC State (Jan. 5, 2013)

**FIELD GOAL ATTEMPTS**  
14, vs. SC State (Jan. 5, 2013)

**3-POINT FIELD GOALS**  
4, twice, last vs. Jacksonville (Dec. 7, 2012)

**3-POINT FIELD GOAL ATTEMPTS**  
7, vs. Manhattan (Dec. 22, 2012)

**FREE THROWS**  
4, vs. Manhattan (Dec. 22, 2012)

**FREE THROW ATTEMPTS**  
5, vs. Manhattan (Dec. 22, 2012)

**REBOUNDS**  
8, vs. Elon (Nov. 21, 2012)

**ASSISTS**  
6, vs. Rider (Nov. 19, 2012)

**BLOCKS**  
2, vs. Appalachian State (Dec. 19, 2012)

**STEALS**  
1, 5 times, last vs. SC State (Jan. 5, 2013)

**MINUTES PLAYED**  
38, vs. Missouri State (Nov. 24, 2012)

### 2012-13

Opponent	Date	GS	Min	FG-FGA	Pct	3FG-FGA	Pct	FT-FTA	Pct	Off	Def	Tot	Avg	PF	FO	A	TO	Blk	Stl	Pts	Avg
MILWAUKEE	11/11/12	20	3-3	1.000	0-0	.000	0-0	.000	0	0	0	0	0.0	3	0	2	3	1	1	6	6.0
MORGAN STATE	11/16/12	20	4-6	.778	2-3	.667	0-0	.000	1	2	3	1.5	4	0	1	1	0	0	10	8.0	8.0
RIDER	11/19/12	27	2-5	.643	1-3	.500	3-3	1.000	3	1	4	2.3	0	0	6	2	1	0	8	8.0	8.0
ELON	11/21/12	30	2-12	.423	1-6	.333	2-2	1.000	2	6	8	3.8	3	0	4	4	1	1	7	7.8	7.8
vs. Missouri State	11/24/12	38	5-7	.485	4-6	.444	0-0	1.000	0	4	4	3.8	2	0	0	1	1	0	14	9.0	9.0
vs. UALR	11/25/12	19	0-3	.444	0-1	.421	0-0	1.000	0	0	0	3.2	4	0	1	1	0	0	0	7.5	7.5
at St. John's	11/29/12	14	2-7	.419	2-5	.417	3-3	1.000	0	2	2	3.0	2	0	2	1	0	0	8	7.6	7.6
CLEMSON	12/2/12	4	0-3	.391	0-1	.400	1-2	.889	0	0	0	2.6	0	0	0	1	0	1	1	6.8	6.8
JACKSONVILLE	12/7/12	12	5-6	.442	4-4	.483	2-2	.909	0	1	1	2.4	1	0	0	0	0	0	16	7.8	7.8
APPALACHIAN ST	12/19/12	11	1-4	.429	0-3	.438	0-0	.909	0	2	2	2.4	2	0	4	1	1	1	11	7.2	7.2
vs. Manhattan	12/22/12	23	3-13	.391	2-7	.410	4-5	.875	2	1	3	2.5	3	0	0	1	0	1	12	7.6	7.6
PRESBYTERIAN	12/29/12	* 34	5-8	.416	3-5	.432	3-4	.850	1	4	5	2.7	0	0	2	1	0	0	16	8.3	8.3
SC STATE	1/5/13	* 27	6-14	.418	1-5	.408	2-4	.792	1	3	4	2.8	3	0	3	1	1	1	15	8.8	8.8
at Miss State	1/9/13																				
AUBURN	1/12/13																				
at LSU	1/16/13																				
VANDERBILT	1/19/13																				
at Missouri	1/22/13																				
ARKANSAS	1/26/13																				
at Florida	1/30/13																				
GEORGIA	2/2/13																				
at Kentucky	2/5/13																				
TENNESSEE	2/10/13																				
LSU	2/14/13																				
at Alabama	2/16/13																				
OLE MISS	2/20/13																				
at Georgia	2/23/13																				
MISSOURI	2/28/13																				
at Texas A&M	3/2/13																				
MISS STATE	3/6/13																				
at Vanderbilt	3/9/13																				

### SEASON NOTES

Scored six points on a perfect 3-of-3 shooting from the field in the season opener vs. Milwaukee (Nov. 11) ... High scorer off the bench with 10 points on 4-of-6 shooting from the field vs. Morgan State (Nov. 16) ... Dished a career high six assists and scored eight points in 27 minutes off the bench vs. Rider (Nov. 19) ... Posted another team best with four assists vs. Elon (Nov. 21), while collecting a career high eight rebounds ... Scored a season high 14 points vs. Missouri State (Nov. 24), hitting four 3s in the contest, playing a career high 38 minutes in the contest ... Dished one assist vs. UALR (Nov. 25) ... Scored eight points and collected two rebounds vs. St. John's (Nov. 29) ... Posted one steal vs. Clemson (Dec. 2) ... Posted 16 points, including a perfect 4-of-4 effort from 3-point range vs. Jacksonville (Dec. 7) in just 12 minutes played ... Posted a career high two blocks vs. Appalachian State (Dec. 19) ... Posted third-straight double-figure scoring game with 12 points in win vs. Manhattan (Dec. 22) ... Posted a team high 16 points vs. Presbyterian in his first start of the season (Dec. 29) ... Collected fifth-straight double-figure scoring game with 15 points, while adding three assists vs. SC State (Jan. 5) ...

### CAREER STATISTICS

Season	GP-GS	Min	Avg	FG	FGA	Pct	3FG	3FGA	Pct	FT	FTA	Pct	Off	Def	Tot	Avg	PF	FO	Ast	TO	Blk	Stl	Pts	Avg
2010-11	30-24	582	19.4	53	158	.335	41	122	.336	30	44	.682	5	43	48	1.6	57	1	16	29	6	20	177	5.9
2011-12	25-2	307	12.3	29	97	.299	14	60	.233	7	11	.636	8	17	25	1.0	30	0	10	15	1	6	79	3.2
2012-13	13-2	278	21.4	38	91	.418	20	49	.408	19	24	.792	10	26	36	2.8	27	0	21	17	7	5	115	8.8
<b>Totals</b>	<b>68-28</b>	<b>1167</b>	<b>17.2</b>	<b>120</b>	<b>346</b>	<b>.347</b>	<b>75</b>	<b>231</b>	<b>.325</b>	<b>56</b>	<b>79</b>	<b>.709</b>	<b>23</b>	<b>86</b>	<b>109</b>	<b>1.6</b>	<b>114</b>	<b>1</b>	<b>47</b>	<b>61</b>	<b>14</b>	<b>31</b>	<b>371</b>	<b>5.5</b>

### CAREER SEC STATISTICS

Season	GP-GS	Min	Avg	FG	FGA	Pct	3FG	3FGA	Pct	FT	FTA	Pct	Off	Def	Tot	Avg	PF	FO	Ast	TO	Blk	Stl	Pts	Avg	
2011	16-11	258	16.1	19	68	.276	16	50	.320	10	18	.556	4	18	22	1.4	31	1	3	15	3	11	64	4.0	
2012	10-2	92	9.2	8	27	.296	5	17	.294	5	8	.625	2	3	5	0.5	12	0	1	3	0	1	26	2.6	
2013																									
<b>Totals</b>	<b>26-13</b>	<b>350</b>	<b>13.5</b>	<b>27</b>	<b>95</b>	<b>.284</b>	<b>21</b>	<b>67</b>	<b>.313</b>	<b>15</b>	<b>26</b>	<b>.576</b>	<b>6</b>	<b>21</b>	<b>27</b>	<b>1.0</b>	<b>43</b>	<b>1</b>	<b>4</b>	<b>18</b>	<b>3</b>	<b>12</b>	<b>90</b>	<b>3.5</b>	



## #33 - RJ SLAWSON

JUNIOR | FORWARD | 6'8" | 220 | 2 LETTERS  
CHARLESTON, S.C./FORT DORCHESTER

### SLAWSON'S CAREER HIGHS

**POINTS**  
13, vs. North Carolina (Nov. 25, 2011)

**FIELD GOALS**  
6, vs. North Carolina (Nov. 25, 2011)

**FIELD GOAL ATTEMPTS**  
10, vs. North Carolina (Nov. 25, 2011)

**3-POINT FIELD GOALS**  
2, 4 times, last vs. SC State (Jan. 3, 2012)

**3-POINT FIELD GOAL ATTEMPTS**  
4, vs. SC State (Jan. 3, 2012)

**FREE THROWS**  
4, 3 times, last vs. Providence (Dec. 1, 2011)

**FREE THROW ATTEMPTS**  
6, twice, last vs. Manhattan (Dec. 22, 2012)

**REBOUNDS**  
14, vs. North Carolina (Nov. 25, 2011)

**ASSISTS**  
3, twice, last vs. Rider (Nov. 19, 2012)

**BLOCKS**  
4, vs. North Carolina (Nov. 25, 2011)

**STEALS**  
3, vs. SC State (Jan. 3, 2012)

**MINUTES PLAYED**  
31, vs. North Carolina (Nov. 25, 2011)

### SLAWSON'S SEASON HIGHS

**POINTS**  
10, vs. Morgan State (Nov. 16, 2012)

**FIELD GOALS**  
4, twice, last vs. SC State (Jan. 5, 2013)

**FIELD GOAL ATTEMPTS**  
7, vs. Morgan State (Nov. 16, 2012)

**3-POINT FIELD GOALS**  
1, vs. Appalachian State (Dec. 19, 2012)

**3-POINT FIELD GOAL ATTEMPTS**  
2, vs. Missouri State (Nov. 24, 2012)

**FREE THROWS**  
3, twice, last vs. Manhattan (Dec. 22, 2012)

**FREE THROW ATTEMPTS**  
6, vs. Manhattan (Dec. 22, 2012)

**REBOUNDS**  
8, vs. Elon (Nov. 21, 2012)

**ASSISTS**  
3, vs. Rider (Nov. 19, 2012)

**BLOCKS**  
3, vs. Presbyterian (Dec. 29, 2012)

**STEALS**  
2, twice, last vs. Manhattan (Dec. 22, 2012)

**MINUTES PLAYED**  
26, vs. Morgan State (Nov. 16, 2012)

### 2012-13

Opponent	Date	GS	Min	FG-FGA	Pct	3FG-FGA	Pct	FT-FTA	Pct	Off	Def	Tot	Avg	PF	FO	A	TO	Blk	Stl	Pts	Avg	
MILWAUKEE	11/11/12	*	14	0-1	.000	0-0	.000	0-0	.000	0	2	2	2.0	1	0	0	0	0	0	0	0	0
MORGAN STATE	11/16/12	*	26	4-7	.500	0-0	.000	2-2	1.000	6	1	7	4.5	5	1	2	3	1	1	10	5.0	
RIDER	11/19/12	*	19	0-3	.364	0-1	.000	2-2	1.000	2	1	3	4.0	4	0	3	2	0	0	2	4.0	
ELON	11/21/12	*	24	2-4	.400	0-0	.000	3-4	.875	4	4	8	5.0	4	0	1	2	1	1	7	4.8	
vs. Missouri State	11/24/12	*	15	0-4	.316	0-2	.000	0-0	.875	0	4	4	4.8	4	0	0	1	1	0	0	3.8	
vs. UALR	11/25/12	*	17	2-4	.348	0-1	.000	0-0	.875	2	2	4	4.7	5	1	1	2	1	2	4	3.8	
at St. John's	11/29/12	*	21	2-2	.400	0-0	.000	2-4	.750	3	1	4	4.6	2	0	0	1	0	1	6	4.1	
CLEMSON	12/2/12	*	13	1-2	.407	0-0	.000	0-1	.692	1	2	3	4.4	4	0	1	0	1	0	2	3.9	
JACKSONVILLE	12/7/12	*	10	1-4	.387	0-0	.000	2-4	.647	2	0	2	4.1	4	0	1	1	1	0	4	3.9	
APPALACHIAN ST	12/19/12	*	13	3-6	.405	1-1	.200	2-2	.684	2	1	3	4.0	4	0	0	2	0	1	9	4.4	
vs. Manhattan	12/22/12		18	2-4	.415	0-0	.200	3-6	.640	2	2	4	4.0	1	0	0	1	0	2	7	4.6	
PRESBYTERIAN	12/29/12		16	1-4	.400	0-0	.200	3-4	.655	3	2	5	4.1	3	0	1	0	3	1	5	4.7	
SC STATE	1/5/13		13	4-5	.440	0-0	.200	1-1	.667	0	1	1	3.8	4	0	0	0	0	0	9	5.0	
at Miss State	1/9/13																					
AUBURN	1/12/13																					
at LSU	1/16/13																					
VANDERBILT	1/19/13																					
at Missouri	1/22/13																					
ARKANSAS	1/26/13																					
at Florida	1/30/13																					
GEORGIA	2/2/13																					
at Kentucky	2/5/13																					
TENNESSEE	2/10/13																					
LSU	2/14/13																					
at Alabama	2/16/13																					
OLE MISS	2/20/13																					
at Georgia	2/23/13																					
MISSOURI	2/28/13																					
at Texas A&M	3/2/13																					
MISS STATE	3/6/13																					
at Vanderbilt	3/9/13																					

### SEASON NOTES

Earned the start in season opener vs. Milwaukee (Nov. 11), pulled down just two rebounds in 14 minutes ... Posted 10 points and seven rebounds, including six on the offensive glass, vs. Morgan State (Nov. 16) ... Matched career high with three assists vs. Rider (Nov. 19) ... Collected a season high eight rebounds vs. Elon (Nov. 21) ... Collected four rebounds vs. Missouri State (Nov. 24) ... Scored four points, collected four rebounds and earned two steals vs. UALR (Nov. 25) ... Posted six points and four rebounds vs. St. John's (Nov. 29) ... Collected three rebounds vs. Clemson (Dec. 2) ... Scored four points and posted one block vs. Jacksonville (Dec. 7) ... Was in foul trouble early vs. the Dolphins, collecting three fouls in first eight minutes of the contest ... Posted nine points in victory vs. Appalachian State (Dec. 19) ... Scored seven points and pulled down four rebounds with two steals vs. Manhattan (Dec. 22) ... Blocked a season high three shots vs. Presbyterian (Dec. 29) ... Scored nine points off the bench vs. SC State (Jan. 5) ...

### CAREER STATISTICS

Season	GP-GS	Min	Avg	FG	FGA	Pct	3FG	3FGA	Pct	FT	FTA	Pct	Off	Def	Tot	Avg	PF	FO	Ast	TO	Blk	Stl	Pts	Avg
2010-11	28-0	252	9.0	24	58	.414	6	19	.316	9	11	.818	22	37	59	2.1	40	1	4	14	5	7	63	2.3
2011-12	31-5	553	17.8	52	119	.437	11	41	.268	23	37	.622	50	73	123	4.0	81	1	18	31	20	23	138	4.5
2012-13	13-10	219	16.8	22	50	.440	1	5	.200	20	30	.667	27	23	50	3.8	45	2	10	15	9	9	65	5.0
<b>Totals</b>	<b>72-15</b>	<b>1024</b>	<b>14.2</b>	<b>98</b>	<b>227</b>	<b>.432</b>	<b>18</b>	<b>65</b>	<b>.277</b>	<b>52</b>	<b>78</b>	<b>.667</b>	<b>99</b>	<b>133</b>	<b>232</b>	<b>3.2</b>	<b>166</b>	<b>4</b>	<b>32</b>	<b>60</b>	<b>34</b>	<b>39</b>	<b>266</b>	<b>3.7</b>

### CAREER SEC STATISTICS

Season	GP-GS	Min	Avg	FG	FGA	Pct	3FG	3FGA	Pct	FT	FTA	Pct	Off	Def	Tot	Avg	PF	FO	Ast	TO	Blk	Stl	Pts	Avg	
2011	15-0	153	10.2	11	32	.344	4	11	.364	4	4	1.000	11	20	31	2.1	27	1	0	4	2	4	30	2.0	
2012	16-5	256	16.0	19	46	.413	3	17	.176	9	14	.643	23	27	50	3.1	40	0	7	16	5	10	50	3.1	
2013																									
<b>Totals</b>	<b>31-5</b>	<b>409</b>	<b>13.2</b>	<b>30</b>	<b>78</b>	<b>.384</b>	<b>7</b>	<b>28</b>	<b>.250</b>	<b>13</b>	<b>18</b>	<b>.722</b>	<b>34</b>	<b>47</b>	<b>81</b>	<b>2.6</b>	<b>67</b>	<b>1</b>	<b>7</b>	<b>20</b>	<b>7</b>	<b>14</b>	<b>80</b>	<b>2.6</b>	



## #5 - ERIC SMITH

JUNIOR | GUARD | 5'11" | 205 | 2 LETTERS  
MULLINS, S.C./CHRIST SCHOOL

### SMITH'S CAREER HIGHS

**POINTS**  
18, vs. Tenn. State (Nov. 20, 2011)

**FIELD GOALS**  
6, twice, last vs. Providence (Dec. 1, 2011)

**FIELD GOAL ATTEMPTS**  
13, vs. Providence (Dec. 1, 2011)

**3-POINT FIELD GOALS**  
5, vs. Tenn. State (Nov. 20, 2011)

**3-POINT FIELD GOAL ATTEMPTS**  
8, vs. Providence (Dec. 1, 2011)

**FREE THROWS**  
6, vs. Morgan State (Nov. 16, 2012)

**FREE THROW ATTEMPTS**  
9, vs. Morgan State (Nov. 16, 2012)

**REBOUNDS**  
3, 10 times, vs. Jacksonville (Dec. 7, 2012)

**ASSISTS**  
9, vs. Appalachian State (Dec. 19, 2012)

**BLOCKS**  
1, vs. Milwaukee (Nov. 12, 2012)

**STEALS**  
3, vs. UALR (Nov. 25, 2012)

**MINUTES PLAYED**  
38, vs. Milwaukee (Nov. 11, 2012)

### SMITH'S SEASON HIGHS

**POINTS**  
17, vs. Morgan State (Nov. 16, 2012)

**FIELD GOALS**  
5, vs. Morgan State (Nov. 16, 2012)

**FIELD GOAL ATTEMPTS**  
9, vs. Morgan State (Nov. 16, 2012)

**3-POINT FIELD GOALS**  
1, 5 times, last vs. Jacksonville (Dec. 7, 2012)

**3-POINT FIELD GOAL ATTEMPTS**  
4, vs. St. John's (Nov. 29, 2012)

**FREE THROWS**  
6, vs. Morgan State (Nov. 16, 2012)

**FREE THROW ATTEMPTS**  
9, vs. Morgan State (Nov. 16, 2012)

**REBOUNDS**  
3, 3 times, last vs. Jacksonville (Dec. 7, 2012)

**ASSISTS**  
9, vs. Appalachian State (Dec. 19, 2012)

**BLOCKS**  
1, vs. Milwaukee (Nov. 11, 2012)

**STEALS**  
3, vs. UALR (Nov. 25, 2012)

**MINUTES PLAYED**  
38, vs. Milwaukee (Nov. 11, 2012)

### 2012-13

Opponent	Date	GS	Min	FG-FGA	Pct	3FG-3FGA	Pct	FT-FTA	Pct	Off	Def	Tot	Avg	PF	FO	A	TO	Blk	Stl	Pts	Avg
MILWAUKEE	11/11/12	*	38	2-9	.222	0-1	.000	2-2	1.000	0	1	1	1.0	1	0	4	1	1	6	6.0	
MORGAN STATE	11/16/12	*	25	5-9	.389	1-3	.250	6-9	.727	0	2	2	1.5	1	0	0	3	0	0	17	11.5
RIDER	11/19/12	*	23	2-6	.375	0-3	.143	2-4	.667	1	1	2	1.7	4	0	3	1	0	1	6	9.7
ELON	11/21/12	*	20	1-5	.345	1-1	.250	0-0	.667	0	1	1	1.5	2	0	1	2	0	1	3	8.0
vs. Missouri State	11/24/12	*	33	0-2	.323	0-1	.222	2-2	.706	0	2	2	1.6	1	0	6	6	0	0	2	6.8
vs. UALR	11/25/12	*	30	4-7	.368	1-2	.273	3-4	.714	0	3	3	1.8	1	0	5	3	0	3	12	7.7
at St. John's	11/29/12	*	24	1-7	.333	1-4	.267	0-0	.714	2	0	2	1.9	4	0	2	2	0	0	3	7.0
CLEMSON	12/2/12	*	24	1-5	.320	0-1	.250	0-1	.682	1	2	3	2.0	2	0	3	2	0	1	2	6.4
JACKSONVILLE	12/7/12	*	24	3-7	.333	1-2	.278	0-0	.682	0	3	3	2.1	3	0	7	1	0	1	7	6.4
APPALACHIAN ST	12/19/12	*	23	2-3	.350	0-1	.263	1-2	.667	0	2	2	2.1	1	0	9	2	0	1	5	6.3
vs. Manhattan	12/22/12	*	28	1-5	.338	0-3	.227	1-1	.680	0	2	2	2.1	1	0	3	7	0	0	3	6.0
PRESBYTERIAN	12/29/12	*	28	1-5	.329	1-2	.250	0-0	.680	0	0	0	1.9	0	0	5	1	0	1	3	5.8
SC STATE	1/5/13	*	35	2-6	.329	0-1	.240	1-2	.667	2	2	4	2.1	0	0	7	3	0	0	5	5.7
at Miss State	1/9/13																				
AUBURN	1/12/13																				
at LSU	1/16/13																				
VANDERBILT	1/19/13																				
at Missouri	1/22/13																				
ARKANSAS	1/26/13																				
at Florida	1/30/13																				
GEORGIA	2/2/13																				
at Kentucky	2/5/13																				
TENNESSEE	2/10/13																				
LSU	2/14/13																				
at Alabama	2/16/13																				
OLE MISS	2/20/13																				
at Georgia	2/23/13																				
MISSOURI	2/28/13																				
at Texas A&M	3/2/13																				
MISS STATE	3/6/13																				
at Vanderbilt	3/9/13																				

### SEASON NOTES

Solid in season opener vs. Milwaukee (Nov. 11), posting six points and four assists ... Was just one point shy of matching career high with 17 vs. Morgan State (Nov. 16) ... Set career highs with six made free throws and nine attempts vs. the Bears ... Was in foul trouble, but posted three assists and six points vs. Rider (Nov. 19) ... Posted an assist and steal, with three points vs. Elon (Nov. 21) ... Dished a season high six assists vs. Missouri State (Nov. 24) ... Scored 12 points and dished five assists vs. UALR (Nov. 25) ... Also career high three steals vs. UALR ... Scored three points and posted two assists vs. St. John's (Nov. 29) ... Was in foul trouble early vs. the Red Storm ... Matched career high with three rebounds vs. Clemson (Dec. 2); also three assists vs. Tigers ... Dished seven assists, against just one turnover, vs. Jacksonville (Dec. 7) ... Set a career high with nine assists vs. Appalachian State (Dec. 19); committed just two turnovers in the contest ... Dished three assists, but committed seven turnovers in win vs. Manhattan (Dec. 22) ... Collected five assists in win vs. Presbyterian (Dec. 29), committing just one turnover ... Posted seven assists and just three turnovers vs. SC State (Jan. 5) ...

### CAREER STATISTICS

Season	GP-GS	Min	Avg	FG	FGA	Pct	3FG	3FGA	Pct	FT	FTA	Pct	Off	Def	Tot	Avg	PF	FO	Ast	TO	Blk	Stl	Pts	Avg
2010-11	28-0	371	13.3	20	66	.303	8	35	.229	20	32	.625	6	16	22	0.8	29	0	42	25	0	6	68	2.4
2011-12	28-13	399	14.3	42	102	.412	20	50	.400	11	18	.611	3	23	26	0.9	27	1	33	36	0	11	115	4.1
2012-13	13-13	355	27.3	25	76	.329	6	25	.240	18	27	.667	6	21	27	2.1	21	0	55	37	1	10	74	5.7
<b>Totals</b>	<b>69-26</b>	<b>1125</b>	<b>16.3</b>	<b>87</b>	<b>244</b>	<b>.357</b>	<b>34</b>	<b>110</b>	<b>.309</b>	<b>49</b>	<b>77</b>	<b>.636</b>	<b>15</b>	<b>60</b>	<b>75</b>	<b>1.1</b>	<b>77</b>	<b>1</b>	<b>130</b>	<b>98</b>	<b>1</b>	<b>27</b>	<b>257</b>	<b>3.7</b>

### CAREER SEC STATISTICS

Season	GP-GS	Min	Avg	FG	FGA	Pct	3FG	3FGA	Pct	FT	FTA	Pct	Off	Def	Tot	Avg	PF	FO	Ast	TO	Blk	Stl	Pts	Avg
2011	16-0	260	16.3	15	49	.306	6	24	.250	13	17	.765	6	7	13	0.8	18	0	23	15	0	4	49	3.1
2012	13-2	103	7.9	6	26	.231	2	9	.222	6	6	1.000	0	9	9	0.7	4	0	8	8	0	3	20	1.5
2013																								
<b>Totals</b>	<b>29-2</b>	<b>363</b>	<b>12.5</b>	<b>21</b>	<b>75</b>	<b>.280</b>	<b>8</b>	<b>33</b>	<b>.242</b>	<b>19</b>	<b>23</b>	<b>.826</b>	<b>6</b>	<b>16</b>	<b>22</b>	<b>0.8</b>	<b>22</b>	<b>0</b>	<b>31</b>	<b>23</b>	<b>0</b>	<b>7</b>	<b>69</b>	<b>2.4</b>



## #1 - BRENTON WILLIAMS

JUNIOR | GUARD | 5'11" | 175 | 1 LETTER  
KISSIMMEE, FLA./OSCEOLA/SANTA FE COLLEGE

### WILLIAMS' CAREER HIGHS

**POINTS**  
22, vs. Rider (Nov. 19, 2012)

**FIELD GOALS**  
7, vs. Rider (Nov. 19, 2012)

**FIELD GOAL ATTEMPTS**  
13, vs. Morgan State (Nov. 16, 2012)

**3-POINT FIELD GOALS**  
5, vs. Rider (Nov. 19, 2012)

**3-POINT FIELD GOAL ATTEMPTS**  
8, twice, last vs. Manhattan (Dec. 22, 2012)

**FREE THROWS**  
8, twice, last vs. Milwaukee (Nov. 11, 2012)

**FREE THROW ATTEMPTS**  
8, twice, last vs. Milwaukee (Nov. 11, 2012)

**REBOUNDS**  
4, twice, last vs. Rider (Nov. 19, 2012)

**ASSISTS**  
4, vs. Rider (Nov. 19, 2012)

**BLOCKS**  
1, 5 times, last vs. App State (Dec. 19, 2012)

**STEALS**  
5, vs. Western Carolina (Nov. 11, 2011)

**MINUTES PLAYED**  
38, vs. Rider (Nov. 19, 2012)

### WILLIAMS' SEASON HIGHS

**POINTS**  
22, vs. Rider (Nov. 19, 2012)

**FIELD GOALS**  
7, twice, last vs. UALR (Nov. 25, 2012)

**FIELD GOAL ATTEMPTS**  
13, vs. Morgan State (Nov. 16, 2012)

**3-POINT FIELD GOALS**  
5, vs. Rider (Nov. 19, 2012)

**3-POINT FIELD GOAL ATTEMPTS**  
8, twice, last vs. Manhattan (Dec. 22, 2012)

**FREE THROWS**  
8, vs. Milwaukee (Nov. 11, 2012)

**FREE THROW ATTEMPTS**  
8, vs. Milwaukee (Nov. 11, 2012)

**REBOUNDS**  
4, vs. Rider (Nov. 19, 2012)

**ASSISTS**  
4, twice, last vs. App State (Dec. 19, 2012)

**BLOCKS**  
1, 3 times, last vs. App State (Dec. 19, 2012)

**STEALS**  
2, 4 times, last vs. SC State (Jan. 5, 2013)

**MINUTES PLAYED**  
38, vs. Rider (Nov. 19, 2012)

### 2012-13

Opponent	Date	GS	Min	FG-FGA	Pct	3FG-3FGA	Pct	FT-FTA	Pct	Off	Def	Tot	Avg	PF	FO	A	TO	Blk	Stl	Pts	Avg
MILWAUKEE	11/11/12	13	3-6	.500	0-2	.000	8-8	1.000	0	1	1	1.0	3	0	0	4	0	1	14	14.0	
MORGAN STATE	11/16/12	*	27	5-13	.421	1-4	.167	3-3	1.000	0	3	3	2.0	0	2	3	0	0	14	14.0	
RIDER	11/19/12	*	38	7-12	.484	5-8	.429	3-3	1.000	0	4	4	2.7	3	0	4	0	1	0	22	16.7
ELON	11/21/12	*	24	2-6	.459	1-3	.412	4-6	.900	1	2	3	2.8	2	0	4	1	1	9	14.8	
vs. Missouri State	11/24/12		13	1-2	.462	0-0	.000	3-4	.875	0	2	2	2.6	4	0	3	2	0	5	12.8	
vs. UALR	11/25/12		23	7-7	.543	1-1	.444	2-2	.885	1	0	1	2.3	0	0	3	0	2	17	13.5	
at St. John's	11/29/12		12	4-7	.547	2-4	.455	0-0	.885	0	2	2	2.3	0	0	1	0	1	10	13.0	
CLEMSON	12/2/12		33	5-11	.531	2-7	.414	4-4	.900	2	1	3	2.4	2	0	2	0	0	16	13.4	
JACKSONVILLE	12/7/12	*	20	4-5	.551	4-5	.471	0-0	.900	0	0	0	2.1	1	0	0	0	0	12	13.2	
APPALACHIAN ST	12/19/12		28	3-4	.562	2-2	.500	3-5	.857	0	1	1	2.0	2	0	4	1	1	11	13.0	
vs. Manhattan	12/22/12	*	35	5-11	.548	3-8	.477	4-5	.850	0	1	1	1.9	2	0	2	0	1	2	17	13.4
PRESBYTERIAN	12/29/12	*	26	3-6	.544	1-2	.478	2-4	.818	0	1	1	1.8	1	0	1	0	2	9	13.0	
SC STATE	1/5/13		25	4-8	.541	1-3	.469	5-7	.804	0	1	1	1.8	1	0	1	0	2	14	13.1	
at Miss State	1/9/13																				
AUBURN	1/12/13																				
at LSU	1/16/13																				
VANDERBILT	1/19/13																				
at Missouri	1/22/13																				
ARKANSAS	1/28/13																				
at Florida	1/30/13																				
GEORGIA	2/2/13																				
at Kentucky	2/5/13																				
TENNESSEE	2/10/13																				
LSU	2/14/13																				
at Alabama	2/16/13																				
OLE MISS	2/20/13																				
at Georgia	2/23/13																				
MISSOURI	2/28/13																				
at Texas A&M	3/2/13																				
MISS STATE	3/6/13																				
at Vanderbilt	3/9/13																				

### SEASON NOTES

Instrumental in season opener win vs. Milwaukee (Nov. 11), scored 14 points, including 12 during overtime to secure the win; was a perfect 8-of-8 from the free throw line in overtime ... Earned first-career start vs. Morgan State (Nov. 16), posting 14 points and matching career best with two assists ... Career night vs. Rider (Nov. 19), posting all-time highs in points (22), made 3-point baskets (5), 3-point attempts (8) and minutes played (38) ... Scored nine points, all in the second half, vs. Elon (Nov. 21) ... Scored five points vs. Missouri State (Nov. 24) ... Posted 17 points on 7-of-7 shooting from the field vs. UALR (Nov. 25) ... Suffered a neck injury in contest vs. St. John's (Nov. 29) ... Was transported to a local hospital in Queens, N.Y.; was released shortly after and returned to Columbia with the team ... Team high 16 points and three rebounds vs. Clemson (Dec. 2) ... Scored 12 points, hitting four 3s vs. Jacksonville (Dec. 7) ... Scored 11 points and dished four assists in 28 minutes off the bench vs. Appalachian State (Dec. 19) ... Played 35 minutes in win vs. Manhattan (Dec. 22), scoring a team best 17 points, while collecting two steals ... Collected two steals and posted nine points in win vs. Presbyterian (Dec. 29) ... Contributed 14 points off the bench, while collecting a team high two steals in win vs. SC State (Jan. 5) ...

### CAREER STATISTICS

Season	GP-GS	Min	Avg	FG	FGA	Pct	3FG	3FGA	Pct	FT	FTA	Pct	Off	Def	Tot	Avg	PF	FO	Ast	TO	Blk	Stl	Pts	Avg
2011-12	23-0	323	14.0	46	117	.393	26	66	.394	23	28	.821	4	15	19	0.8	27	1	13	19	2	15	141	6.1
2012-13	13-6	317	24.4	53	98	.541	23	49	.469	41	51	.804	4	19	23	1.8	21	0	18	20	4	12	170	13.1
<b>Totals</b>	<b>36-6</b>	<b>640</b>	<b>17.8</b>	<b>99</b>	<b>215</b>	<b>.460</b>	<b>49</b>	<b>115</b>	<b>.426</b>	<b>64</b>	<b>79</b>	<b>.810</b>	<b>8</b>	<b>34</b>	<b>42</b>	<b>1.2</b>	<b>48</b>	<b>1</b>	<b>31</b>	<b>39</b>	<b>6</b>	<b>27</b>	<b>311</b>	<b>8.6</b>

### CAREER SEC STATISTICS

Season	GP-GS	Min	Avg	FG	FGA	Pct	3FG	3FGA	Pct	FT	FTA	Pct	Off	Def	Tot	Avg	PF	FO	Ast	TO	Blk	Stl	Pts	Avg	
2012	15-0	230	15.3	32	83	.386	20	50	.400	11	14	.786	4	12	16	1.1	20	1	7	10	2	7	95	6.3	
2013																									

Totals



## #45 - CARLTON GEATHERS

R-SO. | FORWARD | 6'10" | 255 | 1 LETTER  
 GEORGETOWN, S.C./CARVERS BAY

### GEATHERS' CAREER HIGHS

**POINTS**  
 4, 3 times, last vs. SC State (Jan. 3, 2012)

**FIELD GOALS**  
 2, twice, last vs. SC State (Jan. 3, 2012)

**FIELD GOAL ATTEMPTS**  
 4, vs. Western Carolina (Nov. 11, 2011)

**3-POINT FIELD GOALS**  
 -

**3-POINT FIELD GOAL ATTEMPTS**  
 -

**FREE THROWS**  
 2, 3 times, last at Tennessee (Feb. 8, 2012)

**FREE THROW ATTEMPTS**  
 2, 6 times, last at Georgia (March 3, 2012)

**REBOUNDS**  
 6, vs. Western Carolina (Nov. 11, 2011)

**ASSISTS**  
 1, vs. SC State (Jan. 3, 2012)

**BLOCKS**  
 3, 3 times, last at Georgia (March 3, 2012)

**STEALS**  
 2, vs. Vanderbilt (Jan. 10, 2012)

**MINUTES PLAYED**  
 21, vs. Tennessee (Feb. 25, 2012)

### GEATHERS' SEASON HIGHS

**POINTS**  
 -

**FIELD GOALS**  
 -

**FIELD GOAL ATTEMPTS**  
 -

**3-POINT FIELD GOALS**  
 -

**3-POINT FIELD GOAL ATTEMPTS**  
 -

**FREE THROWS**  
 -

**FREE THROW ATTEMPTS**  
 -

**REBOUNDS**  
 -

**ASSISTS**  
 -

**BLOCKS**  
 -

**STEALS**  
 -

**MINUTES PLAYED**  
 -

### 2012-13

Opponent	Date	GS	Min	FG-FGA	Pct	3FG-FGA	Pct	FT-FTA	Pct	Off	Def	Tot	Avg	PF	FO	A	TO	Blk	Stl	Pts	Avg	
MILWAUKEE	11/11/12	-	-	-	-	-	-	DNP - injured	-	-	-	-	-	-	-	-	-	-	-	-	-	-
MORGAN STATE	11/16/12	-	-	-	-	-	-	DNP - injured	-	-	-	-	-	-	-	-	-	-	-	-	-	-
RIDER	11/19/12	-	-	-	-	-	-	DNP - injured	-	-	-	-	-	-	-	-	-	-	-	-	-	-
ELON	11/21/12	-	-	-	-	-	-	DNP - injured	-	-	-	-	-	-	-	-	-	-	-	-	-	-
vs. Missouri State	11/24/12	-	-	-	-	-	-	DNP - injured	-	-	-	-	-	-	-	-	-	-	-	-	-	-
vs. UALR	11/25/12	-	-	-	-	-	-	DNP - injured	-	-	-	-	-	-	-	-	-	-	-	-	-	-
at St. John's	11/29/12	-	-	-	-	-	-	DNP - injured	-	-	-	-	-	-	-	-	-	-	-	-	-	-
CLEMSON	12/2/12	-	-	-	-	-	-	DNP - injured	-	-	-	-	-	-	-	-	-	-	-	-	-	-
JACKSONVILLE	12/7/12	-	-	-	-	-	-	DNP - injured	-	-	-	-	-	-	-	-	-	-	-	-	-	-
APPALACHIAN ST	12/19/12	-	-	-	-	-	-	DNP - injured	-	-	-	-	-	-	-	-	-	-	-	-	-	-
vs. Manhattan	12/22/12	-	-	-	-	-	-	DNP - injured	-	-	-	-	-	-	-	-	-	-	-	-	-	-
PRESBYTERIAN	12/29/12	-	-	-	-	-	-	DNP - injured	-	-	-	-	-	-	-	-	-	-	-	-	-	-
SC STATE	1/5/13	-	-	-	-	-	-	DNP - injured	-	-	-	-	-	-	-	-	-	-	-	-	-	-
at Miss State	1/9/13	-	-	-	-	-	-	-	-	-	-	-	-	-	-	-	-	-	-	-	-	-
AUBURN	1/12/13	-	-	-	-	-	-	-	-	-	-	-	-	-	-	-	-	-	-	-	-	-
at LSU	1/16/13	-	-	-	-	-	-	-	-	-	-	-	-	-	-	-	-	-	-	-	-	-
VANDERBILT	1/19/13	-	-	-	-	-	-	-	-	-	-	-	-	-	-	-	-	-	-	-	-	-
at Missouri	1/22/13	-	-	-	-	-	-	-	-	-	-	-	-	-	-	-	-	-	-	-	-	-
ARKANSAS	1/26/13	-	-	-	-	-	-	-	-	-	-	-	-	-	-	-	-	-	-	-	-	-
at Florida	1/30/13	-	-	-	-	-	-	-	-	-	-	-	-	-	-	-	-	-	-	-	-	-
GEORGIA	2/2/13	-	-	-	-	-	-	-	-	-	-	-	-	-	-	-	-	-	-	-	-	-
at Kentucky	2/5/13	-	-	-	-	-	-	-	-	-	-	-	-	-	-	-	-	-	-	-	-	-
TENNESSEE	2/10/13	-	-	-	-	-	-	-	-	-	-	-	-	-	-	-	-	-	-	-	-	-
LSU	2/14/13	-	-	-	-	-	-	-	-	-	-	-	-	-	-	-	-	-	-	-	-	-
at Alabama	2/16/13	-	-	-	-	-	-	-	-	-	-	-	-	-	-	-	-	-	-	-	-	-
OLE MISS	2/20/13	-	-	-	-	-	-	-	-	-	-	-	-	-	-	-	-	-	-	-	-	-
at Georgia	2/23/13	-	-	-	-	-	-	-	-	-	-	-	-	-	-	-	-	-	-	-	-	-
MISSOURI	2/28/13	-	-	-	-	-	-	-	-	-	-	-	-	-	-	-	-	-	-	-	-	-
at Texas A&M	3/2/13	-	-	-	-	-	-	-	-	-	-	-	-	-	-	-	-	-	-	-	-	-
MISS STATE	3/6/13	-	-	-	-	-	-	-	-	-	-	-	-	-	-	-	-	-	-	-	-	-
at Vanderbilt	3/9/13	-	-	-	-	-	-	-	-	-	-	-	-	-	-	-	-	-	-	-	-	-

### SEASON NOTES

Out indefinitely after fracturing knee cap during the summer.

### CAREER STATISTICS

Season	GP-GS	Min	Avg	FG	FGA	Pct	3FG	3FGA	Pct	FT	FTA	Pct	Off	Def	Tot	Avg	PF	FO	Ast	TO	Blk	Stl	Pts	Avg
2011-12	28-1	219	7.8	10	23	.435	0	0	.000	8	12	.667	15	28	43	1.5	24	0	1	7	17	6	28	1.0
2012-13																								

Totals

### CAREER SEC STATISTICS

Season	GP-GS	Min	Avg	FG	FGA	Pct	3FG	3FGA	Pct	FT	FTA	Pct	Off	Def	Tot	Avg	PF	FO	Ast	TO	Blk	Stl	Pts	Avg
2012	13-1	98	7.5	2	7	.286	0	0	.000	5	8	.625	6	7	13	1.0	8	0	0	3	7	5	9	0.7
2013																								

Totals



## #32 - DAMIEN LEONARD

SOPHOMORE | GUARD | 6'4" | 190 | 1 LETTER  
GREENVILLE. S.C./J.L. MANN

### LEONARD'S CAREER HIGHS

- POINTS**  
19, vs. Kentucky (Feb. 4, 2012)
- FIELD GOALS**  
7, vs. Kentucky (Feb. 4, 2012)
- FIELD GOAL ATTEMPTS**  
17, vs. Elon (Nov. 15, 2011)
- 3-POINT FIELD GOALS**  
5, vs. North Carolina (Nov. 25, 2011)
- 3-POINT FIELD GOAL ATTEMPTS**  
11, twice, last vs. N. Carolina (Nov. 25, 2011)
- FREE THROWS**  
3, vs. Presbyterian (Dec. 29, 2012)
- FREE THROW ATTEMPTS**  
5, vs. Presbyterian (Dec. 29, 2012)
- REBOUNDS**  
8, vs. SC State (Jan. 5, 2013)
- ASSISTS**  
3, at Ole Miss (Jan. 28, 2012)
- BLOCKS**  
1, 4 times, last vs. Rider (Nov. 19, 2012)
- STEALS**  
2, twice, last vs. Tenn. State (Nov. 20, 2011)
- MINUTES PLAYED**  
37, vs. Alabama (March 8, 2012)

### LEONARD'S SEASON HIGHS

- POINTS**  
15, vs. Presbyterian (Dec. 29, 2012)
- FIELD GOALS**  
5, vs. Presbyterian (Dec. 29, 2012)
- FIELD GOAL ATTEMPTS**  
14, vs. SC State (Jan. 5, 2013)
- 3-POINT FIELD GOALS**  
2, 4x, last vs. SC State (Jan. 5, 2013)
- 3-POINT FIELD GOAL ATTEMPTS**  
6, vs. SC State (Jan. 5, 2013)
- FREE THROWS**  
3, vs. Presbyterian (Dec. 29, 2012)
- FREE THROW ATTEMPTS**  
5, vs. Presbyterian (Dec. 29, 2012)
- REBOUNDS**  
8, vs. SC State (Jan. 5, 2013)
- ASSISTS**  
2, twice, last vs. Presbyterian (Dec. 29, 2012)
- BLOCKS**  
1, vs. Morgan State (Nov. 16, 2012)
- STEALS**  
1, 4 times, last vs. SC State (Jan. 5, 2013)
- MINUTES PLAYED**  
25, vs. Presbyterian (Dec. 29, 2012)

### 2012-13

Opponent	Date	GS	Min	FG-FGA	Pct	3FG-FGA	Pct	FT-FTA	Pct	Off	Def	Tot	Avg	PF	FO	A	TO	Blk	Stl	Pts	Avg
MILWAUKEE	11/11/12	5	0-1	.000	0-1	.000	0-0	.000	1	0	1	1.0	1	0	0	0	0	0	0	0	0.0
MORGAN STATE	11/16/12	17	3-3	.750	0-0	.000	0-0	.000	0	2	2	1.5	1	0	0	2	1	0	6	3.0	
RIDER	11/19/12	7	2-6	.500	2-5	.333	0-0	.000	0	0	1.0	1	0	2	4	0	1	6	4.0		
ELON	11/21/12	19	2-6	.438	2-5	.364	0-0	.000	1	1	2	1.3	0	0	0	1	0	0	6	4.5	
vs. Missouri State	11/24/12	5	0-0	.438	0-0	.364	0-0	.000	0	0	1.0	1	0	0	1	0	1	0	3.6		
vs. UALR	11/25/12	7	0-1	.412	0-1	.333	0-0	.000	0	1	1	1.0	2	0	0	2	0	0	3.0		
at St. John's	11/29/12	4	0-1	.389	0-1	.308	0-0	.000	0	0	0.9	0	0	0	0	0	0	0	2.6		
CLEMSON	12/2/12	-	-	-	-	-	-	-	-	-	-	-	-	-	-	-	-	-	-	-	
JACKSONVILLE	12/7/12	13	0-3	.333	0-2	.267	2-2	1.000	0	1	0.9	1	0	0	1	0	0	2	2.5		
APPALACHIAN ST	12/19/12	-	-	-	-	-	-	-	-	-	-	-	-	-	-	-	-	-	-	-	
vs. Manhattan	12/22/12	13	0-2	.304	0-1	.250	0-0	1.000	0	1	0.9	3	0	1	1	0	1	0	2.2		
PRESBYTERIAN	12/29/12	25	5-8	.387	2-4	.300	3-5	.714	1	5	6	1.4	0	0	2	1	0	0	15	3.5	
SC STATE	1/5/13	29	3-14	.333	2-6	.308	2-2	.778	2	6	8	2.0	2	0	1	2	0	1	10	4.1	
at Miss State	1/9/13																				
AUBURN	1/12/13																				
at LSU	1/16/13																				
VANDERBILT	1/19/13																				
at Missouri	1/22/13																				
ARKANSAS	1/26/13																				
at Florida	1/30/13																				
GEORGIA	2/2/13																				
at Kentucky	2/5/13																				
TENNESSEE	2/10/13																				
LSU	2/14/13																				
at Alabama	2/16/13																				
OLE MISS	2/20/13																				
at Georgia	2/23/13																				
MISSOURI	2/28/13																				
at Texas A&M	3/2/13																				
MISS STATE	3/6/13																				
at Vanderbilt	3/9/13																				

### SEASON NOTES

Saw action in the season opener vs. Milwaukee (Nov. 11), but continues to recover from surgery on a broken nose ... Scored six points on a perfect 3-of-3 shooting from the floor vs. Morgan State (Nov. 16) ... Posted six points and two assists vs. Rider (Nov. 19) ... Scored six points on two made 3s vs. Elon (Nov. 21) ... Saw action vs. Missouri State (Nov. 24) and UALR (Nov. 25) ... Saw action off the bench vs. St. John's (Nov. 29) ... Scored two points vs. Jacksonville (Dec. 7) ... Saw action vs. Manhattan (Dec. 22), dishing one assist and collecting one steal ... Scored 15 points for first double-digit scoring game of the season, while collecting six rebounds in win vs. Presbyterian (Dec. 29) ... Collected a career high eight rebounds, while adding 10 points in first start of the season vs. SC State (Jan. 5) ...

### CAREER STATISTICS

Season	GP-GS	Min	Avg	FG	FGA	Pct	3FG	3FGA	Pct	FT	FTA	Pct	Off	Def	Tot	Avg	PF	FO	Ast	TO	Blk	Stl	Pts	Avg
2011-12	31-20	652	21.0	71	230	.309	54	171	.316	15	25	.600	11	31	42	1.4	45	0	14	36	2	14	211	6.8
2012-13	11-0	144	13.1	15	45	.333	8	26	.308	7	9	.778	5	17	22	2.0	12	0	6	15	1	4	45	4.1
<b>Total</b>	<b>42-21</b>	<b>796</b>	<b>19.0</b>	<b>86</b>	<b>275</b>	<b>.313</b>	<b>62</b>	<b>197</b>	<b>.315</b>	<b>22</b>	<b>34</b>	<b>.647</b>	<b>116</b>	<b>48</b>	<b>64</b>	<b>1.5</b>	<b>57</b>	<b>0</b>	<b>20</b>	<b>51</b>	<b>3</b>	<b>18</b>	<b>256</b>	<b>6.1</b>

### CAREER SEC STATISTICS

Season	GP-GS	Min	Avg	FG	FGA	Pct	3FG	3FGA	Pct	FT	FTA	Pct	Off	Def	Tot	Avg	PF	FO	Ast	TO	Blk	Stl	Pts	Avg
2012	16-12	346	21.6	36	117	.308	25	85	.294	4	7	.571	5	15	20	1.3	22	0	7	14	1	7	101	6.3
2013																								

Totals





## #55 - SHANE PHILLIPS

**SENIOR | GUARD | 5'10" | 170 | 1 LETTER**  
**PITTSBURGH, PA./WHEELING CENTRAL (W.VA.)**

### PHILLIPS' CAREER HIGHS

- POINTS**  
1, vs. SC State (Jan. 3, 2012)
- FIELD GOAL ATTEMPTS**  
3, vs. SC State (Jan. 3, 2012)
- 3-POINT FIELD GOAL ATTEMPTS**  
2, vs. SC State (Jan. 3, 2012)
- FREE THROWS**  
1, vs. SC State (Jan. 3, 2012)
- FREE THROW ATTEMPTS**  
2, vs. SC State (Jan. 3, 2012)
- MINUTES PLAYED**  
5, vs. Jacksonville (Dec. 7, 2012)

### PHILLIPS' SEASON HIGHS

- POINTS**  
-
- FIELD GOALS**  
-
- FIELD GOAL ATTEMPTS**  
1, twice, last vs. Jacksonville (Dec. 7, 2012)
- 3-POINT FIELD GOALS**  
-
- 3-POINT FIELD GOAL ATTEMPTS**  
1, twice, last vs. Jacksonville (Dec. 7, 2012)
- FREE THROWS**  
-
- FREE THROW ATTEMPTS**  
-
- REBOUNDS**  
-
- ASSISTS**  
1, vs. St. John's (Nov. 29, 2012)
- BLOCKS**  
-
- STEALS**  
-
- MINUTES PLAYED**  
5, vs. St. John's (Nov. 29, 2012)

### 2012-13

Opponent	Date	GS	Min	FG-FGA	Pct	3FG-FGA	Pct	FT-FTA	Pct	Off	Def	Tot	Avg	PF	FO	A	TO	Blk	Stl	Pts	Avg	
MILWAUKEE	11/11/12	-	-	-	-	-	-	-	-	-	-	-	-	-	-	-	-	-	-	-	-	-
MORGAN STATE	11/16/12	1	0-0	.000	0-0	.000	0-0	.000	0	0	0	0.0	0	0	0	0	0	0	0	0	0.0	
RIDER	11/19/12	-	-	-	-	-	-	-	-	-	-	-	-	-	-	-	-	-	-	-	-	
ELON	11/21/12	-	-	-	-	-	-	-	-	-	-	-	-	-	-	-	-	-	-	-	-	
vs. Missouri State	11/24/12	1	0-0	.000	0-0	.000	0-0	.000	0	0	0	0.0	0	0	0	0	0	0	0	0	0.0	
vs. UALR	11/25/12	1	0-0	.000	0-0	.000	0-0	.000	0	0	0	0.0	0	0	0	0	0	0	0	0	0.0	
at St. John's	11/29/12	5	0-1	.000	0-1	.000	0-0	.000	0	0	0	0.0	0	0	1	0	0	0	0	0	0.0	
CLEMSON	12/2/12	-	-	-	-	-	-	-	-	-	-	-	-	-	-	-	-	-	-	-	-	
JACKSONVILLE	12/7/12	2	0-1	.000	0-1	.000	0-0	.000	0	0	0	0.0	0	0	0	0	0	0	0	0	0.0	
APPALACHIAN ST	12/19/12	-	-	-	-	-	-	-	-	-	-	-	-	-	-	-	-	-	-	-	-	
vs. Manhattan	12/22/12	-	-	-	-	-	-	-	-	-	-	-	-	-	-	-	-	-	-	-	-	
PRESBYTERIAN	12/29/12	2	0-0	.000	0-0	.000	0-0	.000	0	0	0	0.0	0	0	0	0	0	0	0	0	0.0	
SC STATE	1/5/13	-	-	-	-	-	-	-	-	-	-	-	-	-	-	-	-	-	-	-	-	
at Miss State	1/9/13	-	-	-	-	-	-	-	-	-	-	-	-	-	-	-	-	-	-	-	-	
AUBURN	1/12/13	-	-	-	-	-	-	-	-	-	-	-	-	-	-	-	-	-	-	-	-	
at LSU	1/16/13	-	-	-	-	-	-	-	-	-	-	-	-	-	-	-	-	-	-	-	-	
VANDERBILT	1/19/13	-	-	-	-	-	-	-	-	-	-	-	-	-	-	-	-	-	-	-	-	
at Missouri	1/22/13	-	-	-	-	-	-	-	-	-	-	-	-	-	-	-	-	-	-	-	-	
ARKANSAS	1/26/13	-	-	-	-	-	-	-	-	-	-	-	-	-	-	-	-	-	-	-	-	
at Florida	1/30/13	-	-	-	-	-	-	-	-	-	-	-	-	-	-	-	-	-	-	-	-	
GEORGIA	2/2/13	-	-	-	-	-	-	-	-	-	-	-	-	-	-	-	-	-	-	-	-	
at Kentucky	2/5/13	-	-	-	-	-	-	-	-	-	-	-	-	-	-	-	-	-	-	-	-	
TENNESSEE	2/10/13	-	-	-	-	-	-	-	-	-	-	-	-	-	-	-	-	-	-	-	-	
LSU	2/14/13	-	-	-	-	-	-	-	-	-	-	-	-	-	-	-	-	-	-	-	-	
at Alabama	2/16/13	-	-	-	-	-	-	-	-	-	-	-	-	-	-	-	-	-	-	-	-	
OLE MISS	2/20/13	-	-	-	-	-	-	-	-	-	-	-	-	-	-	-	-	-	-	-	-	
at Georgia	2/23/13	-	-	-	-	-	-	-	-	-	-	-	-	-	-	-	-	-	-	-	-	
MISSOURI	2/28/13	-	-	-	-	-	-	-	-	-	-	-	-	-	-	-	-	-	-	-	-	
at Texas A&M	3/2/13	-	-	-	-	-	-	-	-	-	-	-	-	-	-	-	-	-	-	-	-	
MISS STATE	3/6/13	-	-	-	-	-	-	-	-	-	-	-	-	-	-	-	-	-	-	-	-	
at Vanderbilt	3/9/13	-	-	-	-	-	-	-	-	-	-	-	-	-	-	-	-	-	-	-	-	

### SEASON NOTES

Did not see game action vs. Milwaukee (Nov. 11) ... Played one minute vs. Morgan State (Nov. 16) ... Saw time vs. Missouri State (Nov. 24) and UALR (Nov. 25) ... Posted an assist vs. St. John's (Nov. 29) ... Saw action vs. Jacksonville (Dec. 7) ... Played two minutes vs. Presbyterian (Dec. 29) ...

### CAREER STATISTICS

Season	GP-GS	Min	Avg	FG	FGA	Pct	3FG	3FGA	Pct	FT	FTA	Pct	Off	Def	Tot	Avg	PF	FO	Ast	TO	Blk	Stl	Pts	Avg
2011-12	1-0	2	2.0	0	3	.000	0	2	.000	1	2	.500	0	0	0	0.0	0	0	0	1	0	0	1	1.0
2012-13	6-0	12	2.0	0	2	.000	0	2	.000	0	0	.000	0	0	0	0.0	1	0	0	0	0	0	0	0.0
<b>Totals</b>	<b>7-0</b>	<b>14</b>	<b>2.0</b>	<b>0</b>	<b>5</b>	<b>.000</b>	<b>0</b>	<b>4</b>	<b>.000</b>	<b>1</b>	<b>2</b>	<b>.500</b>	<b>0</b>	<b>0</b>	<b>0</b>	<b>0.0</b>	<b>0</b>	<b>0</b>	<b>1</b>	<b>2</b>	<b>0</b>	<b>0</b>	<b>1</b>	<b>0.2</b>

### CAREER SEC STATISTICS

Season	GP-GS	Min	Avg	FG	FGA	Pct	3FG	3FGA	Pct	FT	FTA	Pct	Off	Def	Tot	Avg	PF	FO	Ast	TO	Blk	Stl	Pts	Avg
2013																								



## #0 - LASHAY PAGE

SENIOR | GUARD | 6'2" | 195 | 2 LETTERS  
DILLON, S.C./CHIPOLA JC/SOUTHERN MISS.

### PAGE'S CAREER HIGHS

**POINTS**  
30, at Colorado State (Nov. 19, 2011)\*

**FIELD GOALS**  
11, at Colorado State (Nov. 19, 2011)\*

**FIELD GOAL ATTEMPTS**  
18, vs. Milwaukee (Nov. 11, 2012)

**3-POINT FIELD GOALS**  
8, at Colorado State (Nov. 19, 2011)\*

**3-POINT FIELD GOAL ATTEMPTS**  
11, three times, last vs. E. Carolina (Jan. 4, 2012)\*

**FREE THROWS**  
7, twice, last vs. Missouri State (Nov. 24, 2012)

**FREE THROW ATTEMPTS**  
8, vs. Missouri State (Nov. 24, 2012)

**REBOUNDS**  
10, vs. Memphis (Feb. 1, 2012)\*

**ASSISTS**  
3, at Rice (Jan. 12, 2011)\*

**BLOCKS**  
2, vs. Alcorn State (Dec. 1, 2010)\*

**STEALS**  
2, 5 times, last vs. Morgan State (Nov. 16, 2012)

**MINUTES PLAYED**  
46 vs. Murray State (Nov. 26, 2011)\*

\* at Southern Mississippi

### PAGE'S SEASON HIGHS

**POINTS**  
22, vs. Missouri State (Nov. 24, 2012)

**FIELD GOALS**  
7, vs. Milwaukee (Nov. 11, 2012)

**FIELD GOAL ATTEMPTS**  
18, vs. Milwaukee (Nov. 11, 2012)

**3-POINT FIELD GOALS**  
4, vs. Rider (Nov. 19, 2012)

**3-POINT FIELD GOAL ATTEMPTS**  
7, twice, last vs. UALR (Nov. 25, 2012)

**FREE THROWS**  
7, vs. Missouri State (Nov. 24, 2012)

**FREE THROW ATTEMPTS**  
8, vs. Missouri State (Nov. 24, 2012)

**REBOUNDS**  
6, twice, last vs. Missouri State (Nov. 24, 2012)

**ASSISTS**  
2, vs. Milwaukee (Nov. 11, 2012)

**BLOCKS**  
1, vs. St. John's (Nov. 29, 2012)

**STEALS**  
2, vs. Morgan State (Nov. 16, 2012)

**MINUTES PLAYED**  
36, vs. Missouri State (Nov. 24, 2012)

### 2012-13

Opponent	Date	GS	Min	FG-FGA	Pct	3FG-FGA	Pct	FT-FTA	Pct	Off	Def	Tot	Avg	PF	FO	A	TO	Blk	Stl	Pts	Avg
MILWAUKEE	11/11/12	*	35	7-18	.389	0-6	.000	5-7	.714	0	1	1	1.0	0	0	2	1	0	0	19	19.0
MORGAN STATE	11/16/12	*	30	6-13	.419	2-6	.167	6-6	.846	1	4	5	3.0	3	0	1	2	0	2	20	19.5
RIDER	11/19/12	*	22	4-9	.425	4-6	.333	0-0	.846	0	6	6	4.0	3	0	1	2	0	0	12	17.0
ELON	11/21/12	*	21	1-8	.375	1-4	.318	1-2	.800	1	2	3	3.8	3	0	1	3	0	1	4	13.8
vs. Missouri State	11/24/12	*	36	6-11	.407	3-7	.345	7-8	.826	0	6	6	4.2	2	0	0	2	0	0	22	15.4
vs. UALR	11/25/12	*	28	5-12	.408	3-7	.361	3-3	.846	0	4	4	4.2	1	0	1	1	0	0	16	15.5
at St. John's	11/29/12	*	13	1-7	.385	0-4	.325	0-0	.846	0	0	0	3.6	1	0	1	1	0	2	13.6	
CLEMSON	12/2/12	*	14	1-6	.369	1-2	.333	0-0	.846	2	1	3	3.5	2	0	1	1	0	0	3	12.3
JACKSONVILLE	12/7/12	-	-	-	-	-	-	DNP - illness	-	-	-	-	-	-	-	-	-	-	-	-	-
APPALACHIAN ST	12/19/12	*	21	1-9	.344	0-3	.311	5-5	.871	0	2	2	3.3	1	0	0	1	0	0	7	11.7
vs. Manhattan	12/22/12	-	-	-	-	-	-	DNP - Academic Issue	-	-	-	-	-	-	-	-	-	-	-	-	-
PRESBYTERIAN	12/29/12	-	-	-	-	-	-	DNP - Academic Issue	-	-	-	-	-	-	-	-	-	-	-	-	-
SC STATE	1/5/13	-	-	-	-	-	-	DNP - Academic Issue	-	-	-	-	-	-	-	-	-	-	-	-	-
at Miss State	1/9/13	-	-	-	-	-	-	-	-	-	-	-	-	-	-	-	-	-	-	-	-
AUBURN	1/12/13	-	-	-	-	-	-	-	-	-	-	-	-	-	-	-	-	-	-	-	-
at LSU	1/16/13	-	-	-	-	-	-	-	-	-	-	-	-	-	-	-	-	-	-	-	-
VANDERBILT	1/19/13	-	-	-	-	-	-	-	-	-	-	-	-	-	-	-	-	-	-	-	-
at Missouri	1/22/13	-	-	-	-	-	-	-	-	-	-	-	-	-	-	-	-	-	-	-	-
ARKANSAS	1/26/13	-	-	-	-	-	-	-	-	-	-	-	-	-	-	-	-	-	-	-	-
at Florida	1/30/13	-	-	-	-	-	-	-	-	-	-	-	-	-	-	-	-	-	-	-	-
GEORGIA	2/2/13	-	-	-	-	-	-	-	-	-	-	-	-	-	-	-	-	-	-	-	-
at Kentucky	2/5/13	-	-	-	-	-	-	-	-	-	-	-	-	-	-	-	-	-	-	-	-
TENNESSEE	2/10/13	-	-	-	-	-	-	-	-	-	-	-	-	-	-	-	-	-	-	-	-
LSU	2/14/13	-	-	-	-	-	-	-	-	-	-	-	-	-	-	-	-	-	-	-	-
at Alabama	2/16/13	-	-	-	-	-	-	-	-	-	-	-	-	-	-	-	-	-	-	-	-
OLE MISS	2/20/13	-	-	-	-	-	-	-	-	-	-	-	-	-	-	-	-	-	-	-	-
at Georgia	2/23/13	-	-	-	-	-	-	-	-	-	-	-	-	-	-	-	-	-	-	-	-
MISSOURI	2/28/13	-	-	-	-	-	-	-	-	-	-	-	-	-	-	-	-	-	-	-	-
at Texas A&M	3/2/13	-	-	-	-	-	-	-	-	-	-	-	-	-	-	-	-	-	-	-	-
MISS STATE	3/6/13	-	-	-	-	-	-	-	-	-	-	-	-	-	-	-	-	-	-	-	-
at Vanderbilt	3/9/13	-	-	-	-	-	-	-	-	-	-	-	-	-	-	-	-	-	-	-	-

### SEASON NOTES

Scored a team high 19 points, while adding two assists in season opener vs. Milwaukee (Nov. 11); scored 17 points in the second half ... Leading scorer with 20 points in win vs. Morgan State (Nov. 16) ... A perfect 6-of-6 from the free throw line vs. the Bears ... Was in foul trouble early in the first half vs. Rider (Nov. 19), but came back to post 12 points on 4 made 3s ... Hit just 1-of-8 attempts from the floor vs. Elon (Nov 21), scoring four points ... Posted a team high 22 points, including a 7-of-8 effort from the free throw line vs. Missouri State (Nov. 25) ... Scored 16 points and collected four rebounds vs. UALR (Nov. 25) ... Named the Hoops For Hope Classic Most Outstanding Player ... Struggled from the field vs. St. John's (Nov. 29), hitting just 1-of-7 from the field for two points ... Scored just three points vs. Clemson (Dec. 2) ... Missed the Jacksonville (Dec. 7) contest due to a stomach virus ... Struggled from the floor vs. Appalachian State (Dec. 19), but posted a 5-of-5 effort from the free throw line, including hitting two key free throws with four seconds remaining to push the game out of reach for the Mountaineers ... Did not play vs. Manhattan (Dec. 22) or Presbyterian (Dec. 29) due to an academic issue ...

### CAREER STATISTICS

Season	GP-GS	Min	Avg	FG	FGA	Pct	3FG	3FGA	Pct	FT	FTA	Pct	Off	Def	Tot	Avg	PF	FO	Ast	TO	Blk	Stl	Pts	Avg
2010-11*	27-1	490	8.1	57	163	.350	33	97	.340	20	33	.606	3	53	56	2.1	36	1	18	23	3	10	167	6.2
2011-12*	33-32	1213	36.8	127	334	.380	75	213	.352	55	67	.821	20	91	111	3.4	63	1	25	36	2	18	384	11.6
2012-13	9-9	220	24.4	32	93	.344	14	45	.311	27	31	.871	4	26	30	3.3	16	0	8	14	1	3	105	11.7
<b>Totals</b>	<b>69-42</b>	<b>1923</b>	<b>27.8</b>	<b>216</b>	<b>590</b>	<b>.366</b>	<b>122</b>	<b>355</b>	<b>.343</b>	<b>102</b>	<b>131</b>	<b>.778</b>	<b>27</b>	<b>170</b>	<b>197</b>	<b>2.9</b>	<b>115</b>	<b>2</b>	<b>51</b>	<b>73</b>	<b>6</b>	<b>31</b>	<b>656</b>	<b>9.5</b>

\* at Southern Mississippi



## #24 - MICHAEL CARRERA

FRESHMAN | FORWARD | 6'5" | 212 | HS  
ANZOÁTEGUI, VENEZUELA/MONTROSE CHRISTIAN

### CARRERA'S SEASON HIGHS

**POINTS**

18, vs. Missouri State (Nov. 24, 2012)

**FIELD GOALS**

6, twice, last vs. Jacksonville (Dec. 7, 2012)

**FIELD GOAL ATTEMPTS**

12, vs. Milwaukee (Nov. 11, 2012)

**3-POINT FIELD GOALS**

1, twice, last vs. Manhattan (Dec. 22, 2012)

**3-POINT FIELD GOAL ATTEMPTS**

1, twice, last vs. Manhattan (Dec. 22, 2012)

**FREE THROWS**

5, 4 times, last vs. Jacksonville (Dec. 7, 2012)

**FREE THROW ATTEMPTS**

6, 5 times, last vs. Manhattan (Dec. 22, 2012)

**REBOUNDS**

15, vs. Milwaukee (Nov. 1, 2012)

**ASSISTS**

2, vs. Jacksonville (Dec. 7, 2012)

**BLOCKS**

3, vs. Milwaukee (Nov. 11, 2012)

**STEALS**

1, vs. Missouri State (Nov. 24, 2012)

**MINUTES PLAYED**

29, vs. Milwaukee (Nov. 11, 2012)

### 2012-13

Opponent	Date	GS	Min	FG-FGA	Pct	3FG-FGA	Pct	FT-FTA	Pct	Off	Def	Tot	Avg	PF	FO	A	TO	Blk	Stl	Pts	Avg
MILWAUKEE	11/11/12	*	29	6-12	.500	0-0	.000	5-5	1.000	7	8	15	15.0	4	0	0	2	3	0	17	17.0
MORGAN STATE	11/16/12	-	-	-	-	-	-	-	-	-	-	-	-	-	-	-	-	-	-	-	-
RIDER	11/19/12	-	-	-	-	-	-	-	-	-	-	-	-	-	-	-	-	-	-	-	-
ELON	11/21/12	-	-	-	-	-	-	-	-	-	-	-	-	-	-	-	-	-	-	-	-
vs. Missouri State	11/24/12	*	21	6-7	.832	1-1	1.000	5-6	.909	1	4	5	10.0	4	0	1	3	1	1	18	17.5
vs. UALR	11/25/12	*	12	0-2	.571	0-0	1.000	2-2	.923	0	2	2	7.3	4	0	0	3	0	0	2	12.3
at St. John's	11/29/12	*	23	3-7	.536	0-0	1.000	5-6	.895	6	5	11	8.3	2	0	1	2	0	0	11	12.0
CLEMSON	12/2/12	*	16	0-4	.469	0-0	1.000	5-6	.800	3	3	6	7.8	5	1	1	2	1	0	3	10.2
JACKSONVILLE	12/7/12	*	24	6-10	.500	0-0	1.000	5-6	.806	0	9	9	8.0	2	0	2	0	2	0	17	11.3
APPALACHIAN ST	12/19/12	*	26	4-7	.481	1-1	1.000	4-6	.784	3	4	7	7.3	3	0	1	4	0	0	13	10.4
vs. Manhattan	12/22/12	-	-	-	-	-	-	-	-	-	-	-	-	-	-	-	-	-	-	-	-
PRESBYTERIAN	12/29/12	-	-	-	-	-	-	-	-	-	-	-	-	-	-	-	-	-	-	-	-
SC STATE	1/5/13	-	-	-	-	-	-	-	-	-	-	-	-	-	-	-	-	-	-	-	-
at Miss State	1/9/13	-	-	-	-	-	-	-	-	-	-	-	-	-	-	-	-	-	-	-	-
AUBURN	1/12/13	-	-	-	-	-	-	-	-	-	-	-	-	-	-	-	-	-	-	-	-
at LSU	1/16/13	-	-	-	-	-	-	-	-	-	-	-	-	-	-	-	-	-	-	-	-
VANDERBILT	1/19/13	-	-	-	-	-	-	-	-	-	-	-	-	-	-	-	-	-	-	-	-
at Missouri	1/22/13	-	-	-	-	-	-	-	-	-	-	-	-	-	-	-	-	-	-	-	-
ARKANSAS	1/26/13	-	-	-	-	-	-	-	-	-	-	-	-	-	-	-	-	-	-	-	-
at Florida	1/30/13	-	-	-	-	-	-	-	-	-	-	-	-	-	-	-	-	-	-	-	-
GEORGIA	2/2/13	-	-	-	-	-	-	-	-	-	-	-	-	-	-	-	-	-	-	-	-
at Kentucky	2/5/13	-	-	-	-	-	-	-	-	-	-	-	-	-	-	-	-	-	-	-	-
TENNESSEE	2/10/13	-	-	-	-	-	-	-	-	-	-	-	-	-	-	-	-	-	-	-	-
LSU	2/14/13	-	-	-	-	-	-	-	-	-	-	-	-	-	-	-	-	-	-	-	-
at Alabama	2/16/13	-	-	-	-	-	-	-	-	-	-	-	-	-	-	-	-	-	-	-	-
OLE MISS	2/20/13	-	-	-	-	-	-	-	-	-	-	-	-	-	-	-	-	-	-	-	-
at Georgia	2/23/13	-	-	-	-	-	-	-	-	-	-	-	-	-	-	-	-	-	-	-	-
MISSOURI	2/28/13	-	-	-	-	-	-	-	-	-	-	-	-	-	-	-	-	-	-	-	-
at Texas A&M	3/2/13	-	-	-	-	-	-	-	-	-	-	-	-	-	-	-	-	-	-	-	-
MISS STATE	3/6/13	-	-	-	-	-	-	-	-	-	-	-	-	-	-	-	-	-	-	-	-
at Vanderbilt	3/9/13	-	-	-	-	-	-	-	-	-	-	-	-	-	-	-	-	-	-	-	-

### SEASON NOTES

Named the SEC Freshman of the Week on Nov. 12 after posting a double-double with 17 points and 15 rebounds in the season opener vs. Milwaukee (Nov. 11); also blocked a team high three shots ... Missed the Morgan State (Nov. 16), Rider (Nov. 19) and Elon (Nov. 21) contests due to a concussion ... Returned vs. Missouri State (Nov. 24), scoring 18 points, including a game-tying 3-pointer at the buzzer to send the contest to overtime, while also collecting five rebounds ... Was in foul trouble early vs. UALR (Nov. 25) ... Posted second double-double of the season with teams highs 11 points and 11 rebounds vs. St. John's (Nov. 29) ... Was in foul trouble vs. Clemson (Dec. 2), collecting three in the first nine minutes of the game ... Collected six rebounds vs. the Tigers ... Near double-double with teams highs in both points (17) and rebounds (9) vs. Jacksonville (Dec. 7) ... Also two assists and two blocks vs. the Dolphins ... Was in foul trouble early vs. Appalachian State (Dec. 19), scored two points and collected three rebounds in just seven minutes of action ... Posted 13 points and pulled down seven rebounds in win vs. Manhattan (Dec. 22) ... Did not play vs. Presbyterian (Dec. 29) due to a chronic left hip injury ...

### CAREER STATISTICS

Season	GP-GS	Min	Avg	FG	FGA	Pct	3FG	3FGA	Pct	FT	FTA	Pct	Off	Def	Tot	Avg	PF	FO	Ast	TO	Blk	Stl	Pts	Avg
2012-13	8-6	158	19.8	26	54	.481	2	2	1.000	29	37	.784	22	36	58	7.3	27	1	6	18	7	1	83	10.4

### CAREER SEC STATISTICS

Season	GP-GS	Min	Avg	FG	FGA	Pct	3FG	3FGA	Pct	FT	FTA	Pct	Off	Def	Tot	Avg	PF	FO	Ast	TO	Blk	Stl	Pts	Avg
2013																								



## #14 - LAIMONAS CHATKEVICIUS

FRESHMAN | FORWARD | 6'11" | 255 | HS  
 KLAIPEDA, LITHUANIA/SOUTH KENT SCHOOL (CONN.)

### CHATKEVICIUS' SEASON HIGHS

**POINTS**

9, vs. Jacksonville (Dec. 7, 2012)

**FIELD GOALS**

4, vs. Jacksonville (Dec. 7, 2012)

**FIELD GOAL ATTEMPTS**

6, vs. Jacksonville (Dec. 7, 2012)

**3-POINT FIELD GOALS**

1, vs. Jacksonville (Dec. 7, 2012)

**3-POINT FIELD GOAL ATTEMPTS**

1, vs. Jacksonville (Dec. 7, 2012)

**FREE THROWS**

1, twice, last vs. Presbyterian (Dec. 29, 2012)

**FREE THROW ATTEMPTS**

2, 3x, last vs. Presbyterian (Dec. 29, 2012)

**REBOUNDS**

6, vs. Presbyterian (Dec. 29, 2012)

**ASSISTS**

4, vs. Jacksonville (Dec. 7, 2012)

**BLOCKS**

-

**STEALS**

-

**MINUTES PLAYED**

19, vs. Jacksonville (Dec. 7, 2012)

### 2012-13

Opponent	Date	GS	Min	FG-FGA	Pct	3FG-FGA	Pct	FT-FTA	Pct	Off	Def	Tot	Avg	PF	FO	A	TO	Blk	Stl	Pts	Avg	
MILWAUKEE	11/11/12	-	-	-	-	-	-	-	-	-	-	-	-	-	-	-	-	-	-	-	-	-
MORGAN STATE	11/16/12	-	-	-	-	-	-	-	-	-	-	-	-	-	-	-	-	-	-	-	-	-
RIDER	11/19/12	-	-	-	-	-	-	-	-	-	-	-	-	-	-	-	-	-	-	-	-	-
ELON	11/21/12	-	-	-	-	-	-	-	-	-	-	-	-	-	-	-	-	-	-	-	-	-
vs. Missouri State	11/24/12	-	-	-	-	-	-	-	-	-	-	-	-	-	-	-	-	-	-	-	-	-
vs. UALR	11/25/12	11	1-2	.500	0-0	.000	1-2	.500	1	1	2	2.0	1	0	1	0	0	0	3	3.0		
at St. John's	11/29/12	7	1-2	.500	0-0	.000	0-0	.500	0	1	1	1.5	2	0	0	2	0	0	2	2.5		
CLEMSON	12/2/12	7	1-2	.500	0-0	.000	0-0	.500	0	1	1	1.3	2	0	0	2	0	0	2	2.3		
JACKSONVILLE	12/7/12	19	4-6	.600	1-1	1.000	0-2	.250	3	2	5	2.7	4	0	4	4	0	0	9	4.7		
APPALACHIAN ST	12/19/12	6	1-1	.636	0-0	1.000	0-0	.250	0	1	1	2.3	1	0	0	0	0	0	2	4.0		
vs. Manhattan	12/22/12	7	1-1	.667	0-0	1.000	0-0	.250	1	0	1	2.0	0	0	0	1	0	0	2	3.6		
PRESBYTERIAN	12/29/12	13	1-3	.600	0-0	1.000	1-2	.333	3	3	6	2.7	2	0	1	3	0	0	3	3.5		
SC STATE	1/5/13	4	1-2	.588	0-0	1.000	0-0	.333	1	0	1	2.4	1	0	0	0	0	0	2	3.3		
at Miss State	1/9/13																					
AUBURN	1/12/13																					
at LSU	1/16/13																					
VANDERBILT	1/19/13																					
at Missouri	1/22/13																					
ARKANSAS	1/26/13																					
at Florida	1/30/13																					
GEORGIA	2/2/13																					
at Kentucky	2/5/13																					
TENNESSEE	2/10/13																					
LSU	2/14/13																					
at Alabama	2/16/13																					
OLE MISS	2/20/13																					
at Georgia	2/23/13																					
MISSOURI	2/28/13																					
at Texas A&M	3/2/13																					
MISS STATE	3/6/13																					
at Vanderbilt	3/9/13																					

### SEASON NOTES

Will miss the first six games of the 2012-13 season, as the NCAA has determined that he received impermissible benefits from his host family prior to enrolling at the University of South Carolina ... Saw first action of the season vs. St. John's (Nov. 29), scoring three points and collecting two rebounds ... Scored two points vs. Clemson (Dec. 2) ... Solid vs. Jacksonville (Dec. 7), scoring nine points, five rebounds and four assists ... Scored two points in six minutes vs. Appalachian State (Dec. 19) ... Saw action vs. Manhattan (Dec. 22), scoring two points ... Collected a season high six rebounds vs. Presbyterian (Dec. 29) ... Saw action vs. SC State (Jan. 5) ...

### CAREER STATISTICS

Season	GP-GS	Min	Avg	FG	FGA	Pct	3FG	3FGA	Pct	FT	FTA	Pct	Off	Def	Tot	Avg	PF	FO	Ast	TO	Blk	Stl	Pts	Avg
2012-13	7-0	67	9.6	10	17	.588	1	1	1.000	2	6	.333	9	8	17	2.4	11	0	6	10	0	0	23	3.3

### CAREER SEC STATISTICS

Season	GP-GS	Min	Avg	FG	FGA	Pct	3FG	3FGA	Pct	FT	FTA	Pct	Off	Def	Tot	Avg	PF	FO	Ast	TO	Blk	Stl	Pts	Avg
2013																								



## #12 - AUSTIN CONSTABLE

FRESHMAN | GUARD | 6'0" | 175 | HS  
WEST CHESTER, PA./HENDERSON

### CONSTABLE'S SEASON HIGHS

**POINTS**  
-

**FIELD GOALS**  
-

**FIELD GOAL ATTEMPTS**  
2, vs. Presbyterian (Dec. 29, 2012)

**3-POINT FIELD GOALS**  
-

**3-POINT FIELD GOAL ATTEMPTS**  
1, vs. Presbyterian (Dec. 29, 2012)

**FREE THROWS**  
-

**FREE THROW ATTEMPTS**  
-

**REBOUNDS**  
-

**ASSISTS**  
-

**BLOCKS**  
-

**STEALS**  
-

**MINUTES PLAYED**  
2, vs. Presbyterian (Dec. 29, 2012)

### 2012-13

Opponent	Date	GS	Min	FG-FGA	Pct	3FG-FGA	Pct	FT-FTA	Pct	Off	Def	Tot	Avg	PF	FO	A	TO	Blk	Stl	Pts	Avg	
MILWAUKEE	11/11/12	-	-	-	-	-	-	-	-	-	-	-	-	-	-	-	-	-	-	-	-	-
MORGAN STATE	11/16/12	-	-	-	-	-	-	-	-	-	-	-	-	-	-	-	-	-	-	-	-	-
RIDER	11/19/12	-	-	-	-	-	-	-	-	-	-	-	-	-	-	-	-	-	-	-	-	-
ELON	11/21/12	-	-	-	-	-	-	-	-	-	-	-	-	-	-	-	-	-	-	-	-	-
vs. Missouri State	11/24/12	-	-	-	-	-	-	-	-	-	-	-	-	-	-	-	-	-	-	-	-	-
vs. UALR	11/25/12	1	0-0	.000	0-0	.000	0-0	.000	0	0	0	0.0	0	0	0	0	0	0	0	0	0.0	
at St. John's	11/29/12	-	-	-	-	-	-	-	-	-	-	-	-	-	-	-	-	-	-	-	-	-
CLEMSON	12/2/12	-	-	-	-	-	-	-	-	-	-	-	-	-	-	-	-	-	-	-	-	-
JACKSONVILLE	12/7/12	2	0-0	.000	0-0	.000	0-0	.000	1	0	1	0.5	0	0	0	1	0	0	0	0	0.0	
APPALACHIAN ST	12/19/12	-	-	-	-	-	-	-	-	-	-	-	-	-	-	-	-	-	-	-	-	-
vs. Manhattan	12/22/12	-	-	-	-	-	-	-	-	-	-	-	-	-	-	-	-	-	-	-	-	-
PRESBYTERIAN	12/29/12	2	0-2	.000	0-1	.000	0-0	.000	0	0	0	0.3	0	0	0	0	0	0	0	0	0.0	
SC STATE	1/5/13	-	-	-	-	-	-	-	-	-	-	-	-	-	-	-	-	-	-	-	-	-
at Miss State	1/9/13	-	-	-	-	-	-	-	-	-	-	-	-	-	-	-	-	-	-	-	-	-
AUBURN	1/12/13	-	-	-	-	-	-	-	-	-	-	-	-	-	-	-	-	-	-	-	-	-
at LSU	1/16/13	-	-	-	-	-	-	-	-	-	-	-	-	-	-	-	-	-	-	-	-	-
VANDERBILT	1/19/13	-	-	-	-	-	-	-	-	-	-	-	-	-	-	-	-	-	-	-	-	-
at Missouri	1/22/13	-	-	-	-	-	-	-	-	-	-	-	-	-	-	-	-	-	-	-	-	-
ARKANSAS	1/26/13	-	-	-	-	-	-	-	-	-	-	-	-	-	-	-	-	-	-	-	-	-
at Florida	1/30/13	-	-	-	-	-	-	-	-	-	-	-	-	-	-	-	-	-	-	-	-	-
GEORGIA	2/2/13	-	-	-	-	-	-	-	-	-	-	-	-	-	-	-	-	-	-	-	-	-
at Kentucky	2/5/13	-	-	-	-	-	-	-	-	-	-	-	-	-	-	-	-	-	-	-	-	-
TENNESSEE	2/10/13	-	-	-	-	-	-	-	-	-	-	-	-	-	-	-	-	-	-	-	-	-
LSU	2/14/13	-	-	-	-	-	-	-	-	-	-	-	-	-	-	-	-	-	-	-	-	-
at Alabama	2/16/13	-	-	-	-	-	-	-	-	-	-	-	-	-	-	-	-	-	-	-	-	-
OLE MISS	2/20/13	-	-	-	-	-	-	-	-	-	-	-	-	-	-	-	-	-	-	-	-	-
at Georgia	2/23/13	-	-	-	-	-	-	-	-	-	-	-	-	-	-	-	-	-	-	-	-	-
MISSOURI	2/28/13	-	-	-	-	-	-	-	-	-	-	-	-	-	-	-	-	-	-	-	-	-
at Texas A&M	3/2/13	-	-	-	-	-	-	-	-	-	-	-	-	-	-	-	-	-	-	-	-	-
MISS STATE	3/6/13	-	-	-	-	-	-	-	-	-	-	-	-	-	-	-	-	-	-	-	-	-
at Vanderbilt	3/9/13	-	-	-	-	-	-	-	-	-	-	-	-	-	-	-	-	-	-	-	-	-

### SEASON NOTES

Saw time vs. UALR (Nov. 25) ... Collected a rebound vs. Jacksonville (Dec. 7) ... Attempted two shots vs. Presbyterian (Dec. 29) ...

### CAREER STATISTICS

Season	GP-GS	Min	Avg	FG	FGA	Pct	3FG	3FGA	Pct	FT	FTA	Pct	Off	Def	Tot	Avg	PF	FO	Ast	TO	Blk	Stl	Pts	Avg
2012-13	3-0	5	1.7	0	2	.000	0	1	.000	0	0	.000	1	0	1	0.3	0	0	0	1	0	0	0	0.0

### CAREER SEC STATISTICS

Season	GP-GS	Min	Avg	FG	FGA	Pct	3FG	3FGA	Pct	FT	FTA	Pct	Off	Def	Tot	Avg	PF	FO	Ast	TO	Blk	Stl	Pts	Avg
2013																								



## #25 - MINDAUGAS KACINAS

FRESHMAN | FORWARD | 6'7" | 210 | HS

KLAIPEDA, LITHUANIA/WORD OF LIFE FIRE TRADITIONAL SCHOOL

### KACINAS' SEASON HIGHS

#### POINTS

18, vs. Rider (Nov. 19, 2012)

#### FIELD GOALS

8, vs. Rider (Nov. 19, 2012)

#### FIELD GOAL ATTEMPTS

11, twice, last vs. App State (Dec. 19, 2012)

#### 3-POINT FIELD GOALS

1, 3 times, last vs. Clemson (Dec. 2, 2012)

#### 3-POINT FIELD GOAL ATTEMPTS

3, twice, last vs. App State (Dec. 19, 2012)

#### FREE THROWS

6, vs. Milwaukee (Nov. 11, 2012)

#### FREE THROW ATTEMPTS

8, vs. Milwaukee (Nov. 11, 2012)

#### REBOUNDS

13, vs. Milwaukee (Nov. 11, 2012)

#### ASSISTS

3, twice, last vs. App State (Dec. 19, 2012)

#### BLOCKS

3, vs. Appalachian State (Dec. 19, 2012)

#### STEALS

2, vs. UALR (Nov. 25, 2012)

#### MINUTES PLAYED

35, vs. SC State (Jan. 5, 2013)

### 2012-13

Opponent	Date	GS	Min	FG-FGA	Pct	3FG-FGA	Pct	FT-FTA	Pct	Off	Def	Tot	Avg	PF	FO	A	TO	Blk	Stl	Pts	Avg
MILWAUKEE	11/11/12	31	1-3	.333	0-1	1.000	6-8	.750	6	7	13	13.0	2	0	3	1	1	1	8	8.0	
MORGAN STATE	11/16/12	21	0-1	.250	0-0	.000	2-2	.800	3	0	3	8.0	3	0	0	3	0	1	2	5.0	
RIDER	11/19/12	32	8-11	.600	1-1	.500	1-2	.750	3	2	5	7.0	2	0	0	3	0	1	18	9.3	
ELON	11/21/12	26	1-2	.588	0-0	.500	1-2	.714	2	3	5	6.5	0	0	1	4	0	0	3	7.8	
vs. Missouri State	11/24/12	* 28	1-3	.550	0-1	.333	2-3	.706	0	5	5	6.2	2	0	1	5	2	0	4	7.0	
vs. UALR	11/25/12	27	5-7	.593	1-3	.333	2-3	.700	3	2	5	6.0	3	0	1	3	2	2	13	8.0	
at St. John's	11/29/12	24	4-7	.588	0-0	.333	1-4	.625	3	3	6	6.0	1	0	1	0	0	0	9	8.1	
CLEMSON	12/2/12	29	3-5	.590	1-2	.375	3-3	.667	1	2	3	5.6	5	1	1	1	1	0	10	8.4	
JACKSONVILLE	12/7/12	18	3-3	.619	0-0	.375	1-2	.655	1	2	3	5.3	4	0	0	2	2	0	7	8.2	
APPALACHIAN ST	12/19/12	* 34	5-11	.585	0-3	.273	2-2	.677	6	6	12	6.0	2	0	3	2	3	0	12	8.6	
vs. Manhattan	12/22/12	* 16	0-1	.574	0-0	.273	0-0	.677	0	1	1	5.5	3	0	0	1	0	0	0	7.8	
PRESBYTERIAN	12/29/12	* 25	6-8	.597	0-1	.250	1-1	.688	3	0	3	5.3	4	0	1	1	1	0	13	8.3	
SC STATE	1/5/13	* 35	4-7	.594	0-1	.231	1-2	.676	5	5	10	5.7	4	0	2	1	1	0	9	8.3	
at Miss State	1/9/13																				
AUBURN	1/12/13																				
at LSU	1/16/13																				
VANDERBILT	1/19/13																				
at Missouri	1/22/13																				
ARKANSAS	1/26/13																				
at Florida	1/30/13																				
GEORGIA	2/2/13																				
at Kentucky	2/5/13																				
TENNESSEE	2/10/13																				
LSU	2/14/13																				
at Alabama	2/16/13																				
OLE MISS	2/20/13																				
at Georgia	2/23/13																				
MISSOURI	2/28/13																				
at Texas A&M	3/2/13																				
MISS STATE	3/6/13																				
at Vanderbilt	3/9/13																				

### SEASON NOTES

Collected 13 rebounds, including six on the offensive glass, and tied the contest with 18 seconds remaining in regulation on two free throws to send the game to overtime in season opener win vs. Milwaukee (Nov. 11) ... Scored two points and collected three rebounds vs. Morgan State (Nov. 16) ... Posted 18 points on eight made baskets vs. Rider (Nov. 19), playing in a season high 32 minutes ... Collected five rebounds vs. Elon (Nov. 21) ... Earned first-career start vs. Missouri State (Nov. 24), scoring four points and posting two blocks ... Scored 13 points vs. UALR (Nov. 25), while blocking two shots and collecting two steals ... Posted nine points and six rebounds off the bench vs. St. John's (Nov. 29) ... Scored 10 points off the bench vs. Clemson (Dec. 2) ... Scored seven points on a perfect 3-of-3 effort from the floor in win vs. Jacksonville (Dec. 7) ... Career night with 34 minutes played, posting first-career double-double with 12 points and a game-best 12 rebounds in win vs. Appalachian State (Dec. 19); also earned the start vs. the Mountaineers ... Named the SEC Freshman of the Week on Dec. 31 after scoring 13 points and collecting three rebounds vs. Presbyterian (Dec. 29) ... Played a season high 35 minutes vs. SC State (Jan. 5), collecting a team high 10 rebounds ...

### CAREER STATISTICS

Season	GP-GS	Min	Avg	FG	FGA	Pct	3FG	3FGA	Pct	FT	FTA	Pct	Off	Def	Tot	Avg	PF	FO	Ast	TO	Blk	Stl	Pts	Avg
2012-13	13-5	346	26.6	41	69	.594	3	13	.231	23	34	.676	36	38	74	5.7	35	1	14	27	13	5	108	8.3

### CAREER SEC STATISTICS

Season	GP-GS	Min	Avg	FG	FGA	Pct	3FG	3FGA	Pct	FT	FTA	Pct	Off	Def	Tot	Avg	PF	FO	Ast	TO	Blk	Stl	Pts	Avg
2013																								



## #35 - BRIAN STEELE

FRESHMAN | FORWARD | 6'5" | 196 | HS  
GREENVILLE, S.C./WADE HAMPTON SCHOOL

### STEELE'S SEASON HIGHS

**POINTS**

2, vs. Presbyterian (Dec. 29, 2012)

**FIELD GOALS**

-

**FIELD GOAL ATTEMPTS**

1, vs. Presbyterian (Dec. 29, 2012)

**3-POINT FIELD GOALS**

-

**3-POINT FIELD GOAL ATTEMPTS**

-

**FREE THROWS**

2, vs. Presbyterian (Dec. 29, 2012)

**FREE THROW ATTEMPTS**

2, vs. Presbyterian (Dec. 29, 2012)

**REBOUNDS**

-

**ASSISTS**

-

**BLOCKS**

-

**STEALS**

1, vs. Presbyterian (Dec. 29, 2012)

**MINUTES PLAYED**

2, vs. Jacksonville (Dec. 7, 2012)

### 2012-13

Opponent	Date	GS	Min	FG-FGA	Pct	3FG-FGA	Pct	FT-FTA	Pct	Off	Def	Tot	Avg	PF	FO	A	TO	Blk	Stl	Pts	Avg	
MILWAUKEE	11/11/12	-	-	-	-	-	-	-	-	-	-	-	-	-	-	-	-	-	-	-	-	-
MORGAN STATE	11/16/12	-	-	-	-	-	-	-	-	-	-	-	-	-	-	-	-	-	-	-	-	-
RIDER	11/19/12	-	-	-	-	-	-	-	-	-	-	-	-	-	-	-	-	-	-	-	-	-
ELON	11/21/12	-	-	-	-	-	-	-	-	-	-	-	-	-	-	-	-	-	-	-	-	-
vs. Missouri State	11/24/12	-	-	-	-	-	-	-	-	-	-	-	-	-	-	-	-	-	-	-	-	-
vs. UALR	11/25/12	-	-	-	-	-	-	-	-	-	-	-	-	-	-	-	-	-	-	-	-	-
at St. John's	11/29/12	-	-	-	-	-	-	-	-	-	-	-	-	-	-	-	-	-	-	-	-	-
CLEMSON	12/2/12	-	-	-	-	-	-	-	-	-	-	-	-	-	-	-	-	-	-	-	-	-
JACKSONVILLE	12/7/12	2	0-0	.000	0-0	.000	0-0	.000	0	1	1	1.0	1	0	0	1	0	0	0	0	0.0	0.0
APPALACHIAN ST	12/19/12	-	-	-	-	-	-	-	-	-	-	-	-	-	-	-	-	-	-	-	-	-
vs. Manhattan	12/22/12	-	-	-	-	-	-	-	-	-	-	-	-	-	-	-	-	-	-	-	-	-
PRESBYTERIAN	12/29/12	2	0-1	.000	0-0	.000	2-2	1.000	0	0	0	0.0	0	0	0	0	0	1	2	1.0	1.0	
SC STATE	1/5/13	-	-	-	-	-	-	-	-	-	-	-	-	-	-	-	-	-	-	-	-	-
at Miss State	1/9/13	-	-	-	-	-	-	-	-	-	-	-	-	-	-	-	-	-	-	-	-	-
AUBURN	1/12/13	-	-	-	-	-	-	-	-	-	-	-	-	-	-	-	-	-	-	-	-	-
at LSU	1/16/13	-	-	-	-	-	-	-	-	-	-	-	-	-	-	-	-	-	-	-	-	-
VANDERBILT	1/19/13	-	-	-	-	-	-	-	-	-	-	-	-	-	-	-	-	-	-	-	-	-
at Missouri	1/22/13	-	-	-	-	-	-	-	-	-	-	-	-	-	-	-	-	-	-	-	-	-
ARKANSAS	1/26/13	-	-	-	-	-	-	-	-	-	-	-	-	-	-	-	-	-	-	-	-	-
at Florida	1/30/13	-	-	-	-	-	-	-	-	-	-	-	-	-	-	-	-	-	-	-	-	-
GEORGIA	2/2/13	-	-	-	-	-	-	-	-	-	-	-	-	-	-	-	-	-	-	-	-	-
at Kentucky	2/5/13	-	-	-	-	-	-	-	-	-	-	-	-	-	-	-	-	-	-	-	-	-
TENNESSEE	2/10/13	-	-	-	-	-	-	-	-	-	-	-	-	-	-	-	-	-	-	-	-	-
LSU	2/14/13	-	-	-	-	-	-	-	-	-	-	-	-	-	-	-	-	-	-	-	-	-
at Alabama	2/16/13	-	-	-	-	-	-	-	-	-	-	-	-	-	-	-	-	-	-	-	-	-
OLE MISS	2/20/13	-	-	-	-	-	-	-	-	-	-	-	-	-	-	-	-	-	-	-	-	-
at Georgia	2/23/13	-	-	-	-	-	-	-	-	-	-	-	-	-	-	-	-	-	-	-	-	-
MISSOURI	2/28/13	-	-	-	-	-	-	-	-	-	-	-	-	-	-	-	-	-	-	-	-	-
at Texas A&M	3/2/13	-	-	-	-	-	-	-	-	-	-	-	-	-	-	-	-	-	-	-	-	-
MISS STATE	3/6/13	-	-	-	-	-	-	-	-	-	-	-	-	-	-	-	-	-	-	-	-	-
at Vanderbilt	3/9/13	-	-	-	-	-	-	-	-	-	-	-	-	-	-	-	-	-	-	-	-	-

### SEASON NOTES

Returned to team for Clemson contest ... Posted two points on two made free throws vs. Presbyterian (Dec. 29) ...

### CAREER STATISTICS

Season	GP-GS	Min	Avg	FG	FGA	Pct	3FG	3FGA	Pct	FT	FTA	Pct	Off	Def	Tot	Avg	PF	FO	Ast	TO	Blk	Stl	Pts	Avg
2012-13	2-0	4	2.0	0	1	.000	0	0	.000	2	2	1.000	0	0	0	0.0	1	0	0	0	0	1	2	1.0

### CAREER SEC STATISTICS

Season	GP-GS	Min	Avg	FG	FGA	Pct	3FG	3FGA	Pct	FT	FTA	Pct	Off	Def	Tot	Avg	PF	FO	Ast	TO	Blk	Stl	Pts	Avg
2013																								

## THE LAST TIME...

### AN INDIVIDUAL PLAYER...

Scored 20 or more points:	South Carolina: LaShay Page (22) vs. Missouri State, Nov. 24, 2012 in Puerto Vallarta, Mexico Opponent: Matthew Hezekiah (24), SC State, Jan. 5, 2013 in Columbia, S.C.
Scored 30 or more points:	South Carolina: Bruce Ellington, 31, at Furman, Dec. 22, 2010 in Greenville, S.C. Opponent: Deshaun Thomas, 30, Ohio State, Dec. 17, 2011 in Columbia, S.C.
Scored 35 or more points:	South Carolina: Devan Downey, 36 at Florida, Jan. 23, 2010 in Gainesville, Fla. Opponent: Joe Crawford (Kentucky), 35, March 5, 2008 in Columbia
Scored 40 or more points:	South Carolina: N/A thru 1992-93 season Opponent: Austin Carr (Notre Dame), 43, Dec. 30, 1969 in New Orleans, La.
Collected 20 or more rebounds:	South Carolina: Emmett Hall, 23 vs. College of Charleston, Dec. 22, 1993 in Columbia Opponent: Ekpe Udoh (Baylor), 20, Jan. 2, 2010 in Columbia
Collected 15 or more rebounds:	South Carolina: Lakeem Jackson, 15, vs. UALR, Nov. 25, 2012 in Puerto Vallarta, Mexico Opponent: Jared Sullinger (Ohio State), 19, Dec. 18, 2010 in Columbus, Ohio
Made 12 or more field goals:	South Carolina: Devan Downey, 12 vs. Georgia, Jan. 30, 2010 in Columbia Opponent: Matthew Hezekiah (12), SC State, Jan. 5, 2013 in Columbia, S.C.
Made 10 or more field goals:	South Carolina: Bruce Ellington, 11 vs. Furman, Dec. 22, 2010 in Greenville, S.C. Opponent: Deshaun Thomas, 13, Ohio State, Dec. 17, 2011 in Columbia, S.C.
Attempted 20 or more field goals:	South Carolina: Bruce Ellington (20) vs. Tennessee, Feb 25, 2012, in Columbia, S.C. Opponent: Zach Graham (20), Ole Miss, Feb. 22, 2011 in Columbia
Attempted 25 or more field goals:	South Carolina: Devan Downey, 25, at Kentucky, Feb. 25, 2010 in Lexington, Ky. Opponent: Kemmy Burgess (Alaska-Anchorage), 26, Nov. 24, 2005 in Anchorage, AK
Dished 10 or more assists:	South Carolina: Devan Downey, 11, vs. LSU, March 13, 2008 in Atlanta, Ga. Opponent: 11, Dee Bost, Mississippi State, Feb. 29, 2012 in Columbia, S.C.
Swiped 5 or more steals:	South Carolina: Brenton Williams, 5, vs. Western Carolina, Nov. 11, 2011 in Columbia Opponent: 5, DeWayne Jackson, Morgan State, Nov. 16, 2012 in Columbia, S.C.
Blocked 5 or more shots:	South Carolina: Damontre Harris, 5, vs. Georgia, Feb. 15, 2012 in Columbia, S.C. Opponent: K.J. McDaniels (5), Clemson, Dec. 2, 2012 in Columbia, S.C.
Made 5 or more 3-point field goals:	South Carolina: Brenton Williams (5) vs. Rider, Nov. 19, 2012 in Columbia, S.C. Opponent: Shane Richards (6), Manhattan, Dec. 22, 2012 in Brooklyn, N.Y.
Attempted 8 or more 3-point field goals:	South Carolina: Brenton Williams (8) vs. Manhattan, Dec. 22, 2012 in Brooklyn, N.Y. Opponent: Shane Richards (11), Manhattan, Dec. 22, 2012 in Brooklyn, N.Y.
Made 10 or more free throws:	South Carolina: Malik Cooke, 10, vs. Miss Valley State, Nov. 22, 2011 in Columbia, S.C. Opponent: Gerard Coleman (10), Providence, Dec. 1, 2011 in Columbia, S.C.
Attempted 15 or more free throws:	South Carolina: Mike Boynton (19) vs. Arkansas, March 11, 2004 in Atlanta, Ga. Opponent: Amu Saaka (Furman), 14, Dec. 22, 2010 in Greenville, S.C.
Played all 40 minutes of regulation:	South Carolina: Devan Downey, 40, vs. Tennessee, March 14, 2008 in Atlanta, Ga. Opponent: Brad Loesing & Kevin Giltner, Wofford, Dec. 28, 2011 in Columbia, S.C.
A player hit a last-second shot to win a game:	South Carolina: Bruce Ellington vs. Alabama (Jan. 25, 2012) in Columbia, S.C. Opponent: Brian Bryant, Mississippi State, Feb. 29, 2012 in Columbia, S.C.
A player had a double-double:	South Carolina: Mindaugas Kacinas (12 points, 12 rebounds), vs. Appalachian State, Dec. 19, 2012 in Columbia, S.C. Opponent: Matthew Hezekiah (24 points, 14 rebounds), SC State, Jan. 5, 2013 in Columbia, S.C.
Two or more players had a double-double:	South Carolina: Dominique Archie (12 points, 10 rebounds) & Mike Holmes (14 points, 13 rebounds) vs. Winthrop, Nov. 16, 2008 in Columbia Opponent: Renardo Sidney (12 points, 14 rebounds), Arnett Moultrie (15 points, 12 rebounds), Mississippi State, Feb. 29, 2012 in Columbia, S.C.
A player had a triple-double:	South Carolina: Sam Muldrow (16 points, 14 rebounds, 10 blocks) vs. Vanderbilt, Jan. 8, 2011 in Columbia *** Only second triple-double in South Carolina history (Chuck Eidson (25 points, 10 rebounds, 10 assists), vs. SC State, Nov. 29, 2002 in Columbia) Opponent: Daniel Hackett (Southern California - 22 points, 10 rebounds, 10 assists), Nov. 17, 2007 in Columbia
Scored 30 or more points in back-to-back games:	South Carolina: Devan Downey, 30 vs. Kentucky (Jan. 26, 2010) in Columbia 33 vs. Georgia (Jan. 30, 2010) in Columbia
Scored 25 or more points in back-to-back games:	South Carolina: Devan Downey, 33 vs. Georgia (Jan. 30, 2010) in Columbia 26 at Tennessee (Feb. 6, 2010) in Knoxville, Tenn.

### A TEAM...

Scored 100 or more points:	South Carolina: 103 vs. The Citadel (Nov. 12, 2007) in Columbia Opponent: 107, Vanderbilt (Feb. 17, 1996) in Nashville, Tenn.
Scored 50 points or less:	South Carolina: 48 at Vanderbilt, Feb. 22, 2012, in Nashville, Tenn. Opponent: 45, Wofford, Dec. 28, 2011 in Columbia, S.C.
Scored 50 points in a half:	South Carolina: 57 (1st half; Dec. 7, 2012) vs. Jacksonville, Dec. 7, 2012 in Columbia, S.C. Opponent: 51 (2nd half; Nov. 29, 2012) St. John's in Queens, N.Y.
Failed to score 25 points in a half:	South Carolina: 23 (1st half) vs. Elon, Nov. 21, 2012 in Columbia, S.C. Opponent: 24 (1st half), Presbyterian, Dec. 29, 2012 in Columbia, S.C.



<b>Collected 50 or more rebounds:</b>	South Carolina: 53 vs. WKU, Nov. 27, 2010 in Bowling Green, Ky. Opponent: 52, WKU, Nov. 27, 2010 in Bowling Green, Ky.
<b>Shot 60% or better from the field:</b>	South Carolina: 60.8% (31-51) at Western Carolina (Nov. 18, 2005) in Cullowhee, N.C. Opponent: 61.1% (33-54), Vanderbilt (Jan. 16, 2010) in Columbia
<b>Shot 50% or better from the field:</b>	South Carolina: 55.4% (31-56) vs. Jacksonville, Dec. 7, 2012 in Columbia, S.C. Opponent: 56.9 (33-58) St. John's, Nov. 29, 2012 in Queens, N.Y.
<b>Shot less than 30% from the field:</b>	South Carolina: 29.9% (20-67) vs. Ole Miss, March 10, 2011 in Atlanta, Ga. Opponent: 25.9% (15-58), USC Upstate (Nov. 23, 2010) in Columbia
<b>Shot 50% or better from 3-point range (at least 10 attempts):</b>	South Carolina: 62.5% (10-16) vs. Jacksonville, Dec. 7, 2012 Opponent 50.0% (7-14) St. John's, Nov. 29, 2012 in Queens, N.Y.
<b>Shot 20% or less from 3-point range (at least 10 attempts):</b>	South Carolina: 0.0% (0-11), vs. Milwaukee, Nov. 11, 2012 in Columbia, S.C. Opponent: 0-0% (0-7), SC State, Jan. 5, 2013 in Columbia, S.C.
<b>Dished 20 or more assists:</b>	South Carolina: 20, vs. Jacksonville, Dec. 7, 2012 in Columbia, S.C. Opponent: 22, vs. North Carolina, Nov. 25, 2011 in Las Vegas, Nevada
<b>Made 35 or more shots:</b>	South Carolina: 35 vs. Elon (Nov. 19, 2010) in Columbia Opponent: 35, Tennessee (March 5, 2009) in Columbia
<b>Attempted 80 or more shots:</b>	South Carolina: 83 vs. WKU (Nov. 27, 2010) in Bowling Green, Ky. Opponent: 83, LSU (Feb. 10, 1996) in Columbia
<b>Attempted 70 or more shots:</b>	South Carolina: 72, vs. Providence, Dec. 1, 2011 in Columbia Opponent: 79, WKU (Nov. 27, 2010) in Bowling Green, Ky.
<b>Made 10 or more 3-pointers:</b>	South Carolina: 10 vs. Jacksonville, Dec. 7, 2012 in Columbia, S.C. Opponent: 14, Milwaukee, Nov. 11, 2012 in Columbia, S.C.
<b>Did not make a 3-pointer:</b>	South Carolina: 0, vs. Milwaukee, Nov. 11, 2012 in Columbia, S.C. Opponent: 0, SC State, Jan. 5, 2013 in Columbia, S.C.
<b>Attempted 30 or more 3-pointers:</b>	South Carolina: 31 vs. Alabama, Jan. 25, 2012 in Columbia, S.C. Opponent: 33, Milwaukee, Nov. 11, 2012 in Columbia, S.C.
<b>Attempted 25 or more 3-pointers:</b>	South Carolina: 27 vs. Rider, Nov. 19, 2012 in Columbia, S.C. Opponent: 33, Milwaukee, Nov. 11, 2012 in Columbia, S.C.
<b>Made 30 or more free throws:</b>	South Carolina: 32 vs. Vanderbilt (Jan. 28, 2009) in Columbia Opponent: 31, Florida (Feb. 3, 2009) in Gainesville, Fla.
<b>Attempted 40 or more free throws:</b>	South Carolina: 44 vs. Georgia Southern (Nov. 16, 2009) in Columbia Opponent: 40, Florida (Feb. 3, 2009) in Gainesville, Fla.
<b>Swiped 15 or more steals:</b>	South Carolina: 15 vs. Vanderbilt (Jan. 16, 2010) in Columbia Opponent: 17, Indiana (Nov. 8, 1998) in Indianapolis, Ind.
<b>Blocked 12 or more shots:</b>	South Carolina: 12, vs. Vanderbilt, Jan. 8, 2011 in Columbia Opponent: 13, Syracuse (Jan. 21, 1999) in Syracuse, N.Y.
<b>Blocked 8 or more shots:</b>	South Carolina: 8, vs. Appalachian State, Dec. 19, 2012 in Columbia, S.C.. Opponent: 9, St. John's, Nov. 29, 2012 in Queens, N.Y.
<b>Won by 30 or more points:</b>	South Carolina: 35 vs. SC State (91-56), Jan. 4, 2011 in Columbia Opponent: 34, 86-52, Kentucky, Feb. 4, 2012, in Columbia, S.C.
<b>Won by 20 or more points:</b>	South Carolina: 28 vs. SC State, Jan. 3, 2012 in Columbia, S.C. Opponent: 24, St. John's, Nov. 29, 2012 in Queens, N.Y..
<b>Played a single overtime game:</b>	Win: 74-67, vs. Missouri State, Nov. 24, 2012 in Puerto Vallarta, Mexico Loss: 69-67, vs. Mississippi State, Feb. 29, 2012 in Columbia, S.C.
<b>Played a double overtime game:</b>	Win: 87-85 vs. WKU (Nov. 27, 2010) in Bowling Green, Ky. Loss: 98-88 vs. Louisville (Feb. 20, 1988) in Columbia
<b>South Carolina played a No. 1 Team in the country:</b>	Win: 68-62 vs. Kentucky (Jan. 26, 2010) in Columbia Loss: 86-52 loss vs. No. 1/1 Kentucky, Feb. 4, 2012, in Columbia, S.C.
<b>South Carolina played a top-5 opponent:</b>	Win: 68-62 vs. No. 1/1 Kentucky (Jan. 26, 2010) in Columbia Loss: 86-52 loss vs. No. 1/1 Kentucky, Feb. 4, 2012, in Columbia, S.C.
<b>South Carolina played a top-10 opponent:</b>	Win: 68-62 vs. No. 1/1 Kentucky (Jan. 26, 2010) in Columbia Loss: 86-52 loss vs. No. 1/1 Kentucky, Feb. 4, 2012, in Columbia, S.C.
<b>South Carolina played a top-25 opponent:</b>	Win: 83-75 (OT) win over No. 22/24 Vanderbilt, Jan. 8, 2011 in Columbia Loss: 86-52 loss vs. No. 1/1 Kentucky, Feb. 4, 2012, in Columbia, S.C.
<b>South Carolina defeated a ranked opponent:</b>	Home: 83-75 vs. No. 22/24 Vanderbilt (Jan. 8, 2011) in Columbia <u>Away: 77-73 at No. 13/19 Vanderbilt (March 6, 2010) in Nashville, Tenn.</u> SEC Home: 83-75 vs. No. 22/24 Vanderbilt (Jan. 8, 2011) in Columbia SEC Away: 77-73 at No. 13/19 Vanderbilt (March 6, 2010) in Nashville, Tenn. Non-conference away: 85-84 at No. 19/20 Baylor (Jan. 2, 2009) in Waco, Texas
<b>A South Carolina win opened up the season:</b>	Home: 82-75 (OT), vs. Milwaukee, Nov. 11, 2012, in Columbia, S.C. Away: 81-63 win at Western Carolina (Nov. 12, 2005) in Cullowhee, N.C. Neutral: 74-61 win vs. Chaminade (Nov. 19, 2001) in Maui, Hawaii (Maui Invite)
<b>South Carolina opened up SEC play:</b>	Home: 83-75 win vs. No. 22/24 Vanderbilt (Jan. 8, 2011) in Columbia Away: 79-64 loss vs. No. 2/2 Kentucky (Jan. 7, 2012) in Lexington, Ky.



2012-13  
 South Carolina Combined Team Statistics (as of Jan 05, 2013)  
 All games

RECORD:	OVERALL	HOME	AWAY	NEUTRAL
ALL GAMES	10-3	7-2	0-1	3-0
CONFERENCE	0-0	0-0	0-0	0-0
NON-CONFERENCE	10-3	7-2	0-1	3-0

##	Player	gp-gs	min	avg	Total		3-Point		F-Throw		Rebounds				pf	dq	a	to	blk	stl	pts	avg
					fg-fga	fg%	3fg-fga	3fg%	ft-fta	ft%	off	def	tot	avg								
01	WILLIAMS, Brenton	13-6	317	24.4	53-98	.541	23-49	.469	41-51	.804	4	19	23	1.8	21	0	18	20	4	12	170	13.1
00	PAGE, LaShay	9-9	220	24.4	32-93	.344	14-45	.311	27-31	.871	4	26	30	3.3	16	0	8	14	1	3	105	11.7
24	CARRERA, Michael	8-6	158	19.8	26-54	.481	2-2	1.000	29-37	.784	22	36	58	7.3	27	1	6	18	7	1	83	10.4
30	JACKSON, Lakeem	13-13	417	32.1	63-104	.606	0-1	.000	7-26	.269	38	61	99	7.6	31	0	30	34	9	7	133	10.2
23	ELLINGTON, Bruce	4-0	108	27.0	13-33	.394	2-9	.222	11-17	.647	2	10	12	3.0	10	0	4	11	1	3	39	9.8
02	RICHARDSON, Brian	13-2	278	21.4	38-91	.418	20-49	.408	19-24	.792	10	26	36	2.8	27	0	21	17	7	5	115	8.8
25	KACINAS, Mindaugas	13-5	346	26.6	41-69	.594	3-13	.231	23-34	.676	36	38	74	5.7	35	1	14	27	13	5	108	8.3
05	SMITH, Eric	13-13	355	27.3	25-76	.329	6-25	.240	18-27	.667	6	21	27	2.1	21	0	55	37	1	10	74	5.7
33	SLAWSON, RJ	13-10	219	16.8	22-50	.440	1-5	.200	20-30	.667	27	23	50	3.8	45	2	10	15	9	9	65	5.0
32	LEONARD, Damien	11-1	144	13.1	15-45	.333	8-26	.308	7-9	.778	5	17	22	2.0	12	0	6	15	1	4	45	4.1
14	CHATKEVICIUS, L.	7-0	67	9.6	10-17	.588	1-1	1.000	2-6	.333	9	8	17	2.4	11	0	6	10	0	0	23	3.3
35	STEELE, Brian	2-0	4	2.0	0-1	.000	0-0	.000	2-2	1.000	0	1	1	0.5	1	0	0	1	0	1	2	1.0
55	PHILLIPS, Shane	6-0	12	2.0	0-2	.000	0-2	.000	0-0	.000	0	0	0	0.0	1	0	1	1	0	0	0	0.0
12	CONSTABLE, Austin	3-0	5	1.7	0-2	.000	0-1	.000	0-0	.000	1	0	1	0.3	0	0	0	1	0	0	0	0.0
Team											29	26	55				4					
Total.....		13	2650		338-735	.460	80-228	.351	206-294	.701	193	312	505	38.8	258	4	179	225	53	60	962	74.0
Opponents.....		13	2650		319-729	.438	69-213	.324	191-292	.654	145	237	382	29.4	267	-	166	178	59	112	898	69.1

TEAM STATISTICS	SC	OPP	Date	Opponent	Score	Att.
SCORING	962	898	& 11/11/12	UW-MILWAUKEE	Wot 82-75	7335
Points per game	74.0	69.1	11/16/12	MORGAN STATE	w 87-71	8019
Scoring margin	+4.9	-	& 11/19/12	RIDER	w 88-76	7157
FIELD GOALS-ATT	338-735	319-729	11/21/12	ELON	L 53-65	6754
Field goal pct	.460	.438	^ 11/24/12	vs Missouri State	Wot 74-67	303
3 POINT FG-ATT	80-228	69-213	^ 11/25/12	vs UALR	w 74-62	276
3-point FG pct	.351	.324	% 11/29/12	at St. John's	L 65-89	4902
3-pt FG made per game	6.2	5.3	12/2/12	CLEMSON	L 55-64	10684
FREE THROWS-ATT	206-294	191-292	12/7/12	JACKSONVILLE	w 91-74	6980
Free throw pct	.701	.654	12/19/12	APPALACHIAN STATE	w 74-69	8118
F-Throws made per game	15.8	14.7	12/22/12	vs Manhattan	w 63-57	0
REBOUNDS	505	382	12/29/12	PRESBYTERIAN	w 76-60	7344
Rebounds per game	38.8	29.4	1/5/13	SOUTH CAROLINA STATE	w 80-69	7394
Rebounding margin	+9.5	-				
ASSISTS	179	166				
Assists per game	13.8	12.8				
TURNOVERS	225	178				
Turnovers per game	17.3	13.7				
Turnover margin	-3.6	-				
Assist/turnover ratio	0.8	0.9				
STEALS	60	112				
Steals per game	4.6	8.6				
BLOCKS	53	59				
Blocks per game	4.1	4.5				
ATTENDANCE	69785	5481				
Home games-Avg/Game	9-7754	1-4902				
Neutral site-Avg/Game	-	3-193				

\* = Conference game  
 & = Hoops For Hope Classic (Columbia, S.C.)  
 ^ = Hoops For Hope Classic (Puerto Vallarta, Mexico)  
 % = SEC/BIG EAST Challenge (Queens, N.Y.)

Score by Periods	1st	2nd	OT	Totals
South Carolina	462	468	32	962
Opponents	416	464	18	898



2012-13  
 South Carolina Team Game-by-Game Comparison (as of Jan 07, 2013)  
 All games

Opponent	1st	2nd	Score	Mar	Total FG	FG Pct	3-Pointers	3FG Pct	Free Throws	FT Pct	Rebounds	Assist	T/Over	Block	Steal	Fouls
UW-MILWAUKEE	23/38	43/28	82-75	+7	28-63/26-67	.444/.388	0-11/14-33	.000/.424	26-31/9-19	.839/.474	45/33 +12	11/17	17/15	7/3	5/7	16/24
MORGAN STATE	45/41	42/30	87-71	+16	30-57/28-53	.526/.528	6-16/2-13	.375/.154	21-26/13-20	.808/.650	35/22 +13	10/13	20/20	2/4	5/11	20/20
RIDER	44/37	44/39	88-76	+12	32-60/27-53	.533/.509	13-27/6-14	.481/.429	11-14/16-21	.786/.762	33/23 +10	22/13	18/17	2/2	5/9	20/13
ELON	23/31	30/34	53-65	(12)	18-56/26-57	.321/.456	6-19/8-15	.316/.533	11-17/5-11	.647/.455	43/30 +13	10/13	22/14	5/6	7/12	16/19
Missouri State	28/33	30/25	74-67	+7	22-39/23-59	.564/.390	8-18/5-19	.444/.263	22-28/16-28	.786/.571	33/29 +4	13/7	25/13	5/0	2/10	24/24
UALR	39/22	35/40	74-62	+12	28-50/23-57	.560/.404	6-16/5-16	.375/.313	12-17/11-23	.706/.478	40/25 +15	14/14	21/12	5/3	9/11	20/18
St. John's	26/38	39/51	65-89	(24)	24-65/33-58	.369/.569	5-23/7-14	.217/.500	12-21/16-24	.571/.667	43/31 +12	10/19	12/7	1/9	2/8	17/18
CLEMSON	27/28	28/36	55-64	(9)	18-52/17-39	.346/.436	4-15/3-11	.267/.273	15-22/27-37	.682/.730	36/29 +7	10/8	19/13	4/8	3/10	28/25
JACKSONVILLE	57/30	34/44	91-74	+17	31-56/26-68	.554/.382	10-16/3-20	.625/.150	19-29/19-28	.655/.679	42/31 +11	20/11	17/7	6/8	3/7	25/22
APPALACHIAN STATE	37/35	37/34	74-69	+5	28-61/23-63	.459/.365	5-15/4-14	.333/.286	13-19/19-22	.684/.864	37/40 (3)	18/12	17/17	8/4	4/6	21/24
Manhattan	36/30	27/27	63-57	+6	20-49/18-45	.408/.400	6-20/8-24	.300/.333	17-25/13-24	.680/.542	42/23 +19	10/16	19/13	1/4	6/13	19/21
PRESBYTERIAN	40/24	36/36	76-60	+16	27-56/23-49	.482/.469	7-16/4-13	.438/.308	15-24/10-13	.625/.769	34/25 +9	15/10	9/15	4/4	5/5	14/18
SOUTH CAROLINA STATE	37/29	43/40	80-69	+11	32-71/26-61	.451/.426	4-16/0-7	.250/.000	12-21/17-22	.571/.773	42/41 +1	16/13	9/15	3/4	4/3	18/21

Note: Game totals are displayed in the format TEAM/OPPONENT for each category



2012-13  
 South Carolina Category Leaders (as of Jan 07, 2013)  
 All games

Points	G	Pts	Pts/G
WILLIAMS, Brenton	13	170	13.1
JACKSON, Lakeem	13	133	10.2
RICHARDSON, Brian	13	115	8.8
KACINAS, Mindaugas	13	108	8.3
PAGE, LaShay	9	105	11.7
CARRERA, Michael	8	83	10.4
SMITH, Eric	13	74	5.7
SLAWSON, RJ	13	65	5.0
LEONARD, Damien	11	45	4.1
ELLINGTON, Bruce	4	39	9.8
CHATKEVICIUS, L.	7	23	3.3
STEELE, Brian	2	2	1.0

FG Percentage	FG	Att	Pct
JACKSON, Lakeem	63	104	.606
KACINAS, Mindaugas	41	69	.594
CHATKEVICIUS, L.	10	17	.588
WILLIAMS, Brenton	53	98	.541
CARRERA, Michael	26	54	.481
SLAWSON, RJ	22	50	.440
RICHARDSON, Brian	38	91	.418
ELLINGTON, Bruce	13	33	.394
PAGE, LaShay	32	93	.344
LEONARD, Damien	15	45	.333
SMITH, Eric	25	76	.329
STEELE, Brian	0	1	.000
CONSTABLE, Austin	0	2	.000
PHILLIPS, Shane	0	2	.000

3-Point Percentage	3FG	Att	Pct
CARRERA, Michael	2	2	1.000
CHATKEVICIUS, L.	1	1	1.000
WILLIAMS, Brenton	23	49	.469
RICHARDSON, Brian	20	49	.408
PAGE, LaShay	14	45	.311
LEONARD, Damien	8	26	.308
SMITH, Eric	6	25	.240
KACINAS, Mindaugas	3	13	.231
ELLINGTON, Bruce	2	9	.222
SLAWSON, RJ	1	5	.200
CONSTABLE, Austin	0	1	.000
PHILLIPS, Shane	0	2	.000
JACKSON, Lakeem	0	1	.000

Free Throw Percent	FG	Att	Pct
STEELE, Brian	2	2	1.000
PAGE, LaShay	27	31	.871
WILLIAMS, Brenton	41	51	.804
RICHARDSON, Brian	19	24	.792
CARRERA, Michael	29	37	.784
LEONARD, Damien	7	9	.778
KACINAS, Mindaugas	23	34	.676
SMITH, Eric	18	27	.667
SLAWSON, RJ	20	30	.667
ELLINGTON, Bruce	11	17	.647
CHATKEVICIUS, L.	2	6	.333
JACKSON, Lakeem	7	26	.269

Scoring Average	G	Pts	Avg/G
WILLIAMS, Brenton	13	170	13.1
PAGE, LaShay	9	105	11.7
CARRERA, Michael	8	83	10.4
JACKSON, Lakeem	13	133	10.2
ELLINGTON, Bruce	4	39	9.8
RICHARDSON, Brian	13	115	8.8
KACINAS, Mindaugas	13	108	8.3
SMITH, Eric	13	74	5.7
SLAWSON, RJ	13	65	5.0
LEONARD, Damien	11	45	4.1
CHATKEVICIUS, L.	7	23	3.3
STEELE, Brian	2	2	1.0

Field Goal Attempts	G	Att	Att/G
JACKSON, Lakeem	13	104	8.0
WILLIAMS, Brenton	13	98	7.5
PAGE, LaShay	9	93	10.3
RICHARDSON, Brian	13	91	7.0
SMITH, Eric	13	76	5.8

Field Goals Made	G	Made	Made/G
JACKSON, Lakeem	13	63	4.8
WILLIAMS, Brenton	13	53	4.1
KACINAS, Mindaugas	13	41	3.2
RICHARDSON, Brian	13	38	2.9
PAGE, LaShay	9	32	3.6

3-Point FG Attempts	G	Att	Att/G
WILLIAMS, Brenton	13	49	3.8
RICHARDSON, Brian	13	49	3.8
PAGE, LaShay	9	45	5.0
LEONARD, Damien	11	26	2.4
SMITH, Eric	13	25	1.9

3-Point FG Made	G	Made	Made/G
WILLIAMS, Brenton	13	23	1.8
RICHARDSON, Brian	13	20	1.5
PAGE, LaShay	9	14	1.6
LEONARD, Damien	11	8	0.7
SMITH, Eric	13	6	0.5

Free Throw Attempts	G	Att	Att/G
WILLIAMS, Brenton	13	51	3.9
CARRERA, Michael	8	37	4.6
KACINAS, Mindaugas	13	34	2.6
PAGE, LaShay	9	31	3.4
SLAWSON, RJ	13	30	2.3

Free Throws Made	G	Made	Made/G
WILLIAMS, Brenton	13	41	3.2
CARRERA, Michael	8	29	3.6
PAGE, LaShay	9	27	3.0
KACINAS, Mindaugas	13	23	1.8
SLAWSON, RJ	13	20	1.5



2012-13  
South Carolina Category Leaders (as of Jan 07, 2013)  
All games

Rebounds	G	Reb	Reb/G
JACKSON, Lakeem	13	99	7.6
KACINAS, Mindaugas	13	74	5.7
CARRERA, Michael	8	58	7.3
SLAWSON, RJ	13	50	3.8
RICHARDSON, Brian	13	36	2.8

Rebound Average	G	Reb	Avg/G
JACKSON, Lakeem	13	99	7.6
CARRERA, Michael	8	58	7.3
KACINAS, Mindaugas	13	74	5.7
SLAWSON, RJ	13	50	3.8
PAGE, LaShay	9	30	3.3

Offensive Rebounds	G	No.	Avg/G
JACKSON, Lakeem	13	38	2.9
KACINAS, Mindaugas	13	36	2.8
SLAWSON, RJ	13	27	2.1
CARRERA, Michael	8	22	2.8
RICHARDSON, Brian	13	10	0.8

Defensive Rebounds	G	No.	Avg/G
JACKSON, Lakeem	13	61	4.7
KACINAS, Mindaugas	13	38	2.9
CARRERA, Michael	8	36	4.5
RICHARDSON, Brian	13	26	2.0
PAGE, LaShay	9	26	2.9

Fouls	G	No.	Per/G
SLAWSON, RJ	13	45	3.5
KACINAS, Mindaugas	13	35	2.7
JACKSON, Lakeem	13	31	2.4
RICHARDSON, Brian	13	27	2.1
CARRERA, Michael	8	27	3.4

Foulsouts	G	No.
SLAWSON, RJ	13	2
KACINAS, Mindaugas	13	1
CARRERA, Michael	8	1

Assists	G	No.	Ast/G
SMITH, Eric	13	55	4.2
JACKSON, Lakeem	13	30	2.3
RICHARDSON, Brian	13	21	1.6
WILLIAMS, Brenton	13	18	1.4
KACINAS, Mindaugas	13	14	1.1

Steals	G	No.	Stl/G
WILLIAMS, Brenton	13	12	0.9
SMITH, Eric	13	10	0.8
SLAWSON, RJ	13	9	0.7
JACKSON, Lakeem	13	7	0.5
KACINAS, Mindaugas	13	5	0.4
RICHARDSON, Brian	13	5	0.4

Blocked Shots	G	No.	Blk/G
KACINAS, Mindaugas	13	13	1.0
SLAWSON, RJ	13	9	0.7
JACKSON, Lakeem	13	9	0.7
CARRERA, Michael	8	7	0.9
RICHARDSON, Brian	13	7	0.5

Minutes	G	No.	Min/G
JACKSON, Lakeem	13	417	32.1
SMITH, Eric	13	355	27.3
KACINAS, Mindaugas	13	346	26.6
WILLIAMS, Brenton	13	317	24.4
RICHARDSON, Brian	13	278	21.4

Turnovers	G	No.	TO/G
SMITH, Eric	13	37	2.8
JACKSON, Lakeem	13	34	2.6
KACINAS, Mindaugas	13	27	2.1
WILLIAMS, Brenton	13	20	1.5
CARRERA, Michael	8	18	2.3



2012-13  
South Carolina Team High/Low Analysis (as of Jan 07, 2013)  
All games

South Carolina - TEAM GAME HIGHS

POINTS	91	JACKSONVILLE (12/7/12)
	88	RIDER (11/19/12)
	87	MORGAN STATE (11/16/12)
	82	UW-MILWAUKEE (11/11/12)
	80	SOUTH CAROLINA STATE (1/5/13)
FIELD GOALS MADE	32	SOUTH CAROLINA STATE (1/5/13)
	32	RIDER (11/19/12)
FIELD GOAL ATTEMPTS	71	SOUTH CAROLINA STATE (1/5/13)
	65	at St. John's (11/29/12)
FIELD GOAL PERCENTAGE	.564 (22-39)	vs Missouri State (11/24/12)
	.560 (28-50)	vs UALR (11/25/12)
3 PT FIELD GOALS MADE	13	RIDER (11/19/12)
	10	JACKSONVILLE (12/7/12)
3 PT FG ATTEMPTS	27	RIDER (11/19/12)
	23	at St. John's (11/29/12)
3 PT FG PERCENTAGE	.625 (10-16)	JACKSONVILLE (12/7/12)
	.481 (13-27)	RIDER (11/19/12)
FREE THROWS MADE	26	UW-MILWAUKEE (11/11/12)
	22	vs Missouri State (11/24/12)
FREE THROW ATTEMPTS	31	UW-MILWAUKEE (11/11/12)
	29	JACKSONVILLE (12/7/12)
FREE THROW PERCENTAGE	.839 (26-31)	UW-MILWAUKEE (11/11/12)
	.808 (21-26)	MORGAN STATE (11/16/12)
REBOUNDS	45	UW-MILWAUKEE (11/11/12)
	43	at St. John's (11/29/12)
	43	ELON (11/21/12)
ASSISTS	22	RIDER (11/19/12)
	20	JACKSONVILLE (12/7/12)
STEALS	9	vs UALR (11/25/12)
	7	ELON (11/21/12)
BLOCKED SHOTS	8	APPALACHIAN STATE (12/19/12)
	7	UW-MILWAUKEE (11/11/12)
TURNOVERS	25	vs Missouri State (11/24/12)
	22	ELON (11/21/12)
FOULS	28	CLEMSON (12/2/12)
	25	JACKSONVILLE (12/7/12)



2012-13  
 South Carolina High/Low Analysis (as of Jan 07, 2013)  
 All games

Opponent - GAME HIGHS

POINTS	89		at St. John's (11/29/12)
	76		RIDER (11/19/12)
	75		UW-MILWAUKEE (11/11/12)
	74		JACKSONVILLE (12/7/12)
	71		MORGAN STATE (11/16/12)
FIELD GOALS MADE	33		at St. John's (11/29/12)
	28		MORGAN STATE (11/16/12)
FIELD GOAL ATTEMPTS	68		JACKSONVILLE (12/7/12)
	67		UW-MILWAUKEE (11/11/12)
FIELD GOAL PERCENTAGE	.569	(33-58)	at St. John's (11/29/12)
	.528	(28-53)	MORGAN STATE (11/16/12)
3 PT FIELD GOALS MADE	14		UW-MILWAUKEE (11/11/12)
	8		vs Manhattan (12/22/12)
	8		ELON (11/21/12)
3 PT FG ATTEMPTS	33		UW-MILWAUKEE (11/11/12)
	24		vs Manhattan (12/22/12)
3 PT FG PERCENTAGE	.533	(8-15)	ELON (11/21/12)
	.500	(7-14)	at St. John's (11/29/12)
FREE THROWS MADE	27		CLEMSON (12/2/12)
	19		APPALACHIAN STATE (12/19/12)
	19		JACKSONVILLE (12/7/12)
FREE THROW ATTEMPTS	37		CLEMSON (12/2/12)
	28		JACKSONVILLE (12/7/12)
	28		vs Missouri State (11/24/12)
FREE THROW PERCENTAGE	.864	(19-22)	APPALACHIAN STATE (12/19/12)
	.773	(17-22)	SOUTH CAROLINA STATE (1/5/13)
REBOUNDS	41		SOUTH CAROLINA STATE (1/5/13)
	40		APPALACHIAN STATE (12/19/12)
ASSISTS	19		at St. John's (11/29/12)
	17		UW-MILWAUKEE (11/11/12)
STEALS	13		vs Manhattan (12/22/12)
	12		ELON (11/21/12)
BLOCKED SHOTS	9		at St. John's (11/29/12)
	8		JACKSONVILLE (12/7/12)
	8		CLEMSON (12/2/12)
TURNOVERS	20		MORGAN STATE (11/16/12)
	17		APPALACHIAN STATE (12/19/12)
	17		RIDER (11/19/12)
FOULS	25		CLEMSON (12/2/12)
	24		APPALACHIAN STATE (12/19/12)
	24		vs Missouri State (11/24/12)
	24		UW-MILWAUKEE (11/11/12)



2012-13  
South Carolina High/Low Analysis (as of Jan 07, 2013)  
All games

South Carolina - GAME LOWS

POINTS	53	ELON (11/21/12)
	55	CLEMSON (12/2/12)
	63	vs Manhattan (12/22/12)
	65	at St. John's (11/29/12)
	74	vs Missouri State (11/24/12)
	74	vs UALR (11/25/12)
	74	APPALACHIAN STATE (12/19/12)
FIELD GOALS MADE	18	ELON (11/21/12)
	18	CLEMSON (12/2/12)
FIELD GOAL ATTEMPTS	39	vs Missouri State (11/24/12)
	49	vs Manhattan (12/22/12)
FIELD GOAL PERCENTAGE	.321 (18-56)	ELON (11/21/12)
	.346 (18-52)	CLEMSON (12/2/12)
3 PT FIELD GOALS MADE	0	UW-MILWAUKEE (11/11/12)
	4	CLEMSON (12/2/12)
	4	SOUTH CAROLINA STATE (1/5/13)
3 PT FG ATTEMPTS	11	UW-MILWAUKEE (11/11/12)
	15	CLEMSON (12/2/12)
	15	APPALACHIAN STATE (12/19/12)
3 PT FG PERCENTAGE	.000 (0-11)	UW-MILWAUKEE (11/11/12)
	.217 (5-23)	at St. John's (11/29/12)
FREE THROWS MADE	11	RIDER (11/19/12)
	11	ELON (11/21/12)
FREE THROW ATTEMPTS	14	RIDER (11/19/12)
	17	ELON (11/21/12)
	17	vs UALR (11/25/12)
FREE THROW PERCENTAGE	.571 (12-21)	at St. John's (11/29/12)
	.571 (12-21)	SOUTH CAROLINA STATE (1/5/13)
REBOUNDS	33	RIDER (11/19/12)
	33	vs Missouri State (11/24/12)
ASSISTS	10	MORGAN STATE (11/16/12)
	10	ELON (11/21/12)
	10	at St. John's (11/29/12)
	10	CLEMSON (12/2/12)
	10	vs Manhattan (12/22/12)
STEALS	2	vs Missouri State (11/24/12)
	2	at St. John's (11/29/12)
BLOCKED SHOTS	1	at St. John's (11/29/12)
	1	vs Manhattan (12/22/12)
TURNOVERS	9	PRESBYTERIAN (12/29/12)
	9	SOUTH CAROLINA STATE (1/5/13)
FOULS	14	PRESBYTERIAN (12/29/12)
	16	UW-MILWAUKEE (11/11/12)
	16	ELON (11/21/12)





2012-13  
South Carolina High/Low Analysis (as of Jan 07, 2013)  
All games

Opponent - GAME LOWS

POINTS	57	vs Manhattan (12/22/12)
	60	PRESBYTERIAN (12/29/12)
	62	vs UALR (11/25/12)
	64	CLEMSON (12/2/12)
	65	ELON (11/21/12)
FIELD GOALS MADE	17	CLEMSON (12/2/12)
	18	vs Manhattan (12/22/12)
FIELD GOAL ATTEMPTS	39	CLEMSON (12/2/12)
	45	vs Manhattan (12/22/12)
FIELD GOAL PERCENTAGE	.365 (23-63)	APPALACHIAN STATE (12/19/12)
	.382 (26-68)	JACKSONVILLE (12/7/12)
3 PT FIELD GOALS MADE	0	SOUTH CAROLINA STATE (1/5/13)
	2	MORGAN STATE (11/16/12)
3 PT FG ATTEMPTS	7	SOUTH CAROLINA STATE (1/5/13)
	11	CLEMSON (12/2/12)
3 PT FG PERCENTAGE	.000 (0-7)	SOUTH CAROLINA STATE (1/5/13)
	.150 (3-20)	JACKSONVILLE (12/7/12)
FREE THROWS MADE	5	ELON (11/21/12)
	9	UW-MILWAUKEE (11/11/12)
FREE THROW ATTEMPTS	11	ELON (11/21/12)
	13	PRESBYTERIAN (12/29/12)
FREE THROW PERCENTAGE	.455 (5-11)	ELON (11/21/12)
	.474 (9-19)	UW-MILWAUKEE (11/11/12)
REBOUNDS	22	MORGAN STATE (11/16/12)
	23	RIDER (11/19/12)
	23	vs Manhattan (12/22/12)
ASSISTS	7	vs Missouri State (11/24/12)
	8	CLEMSON (12/2/12)
STEALS	3	SOUTH CAROLINA STATE (1/5/13)
	5	PRESBYTERIAN (12/29/12)
BLOCKED SHOTS	0	vs Missouri State (11/24/12)
	2	RIDER (11/19/12)
TURNOVERS	7	at St. John's (11/29/12)
	7	JACKSONVILLE (12/7/12)
FOULS	13	RIDER (11/19/12)
	18	vs UALR (11/25/12)
	18	at St. John's (11/29/12)
	18	PRESBYTERIAN (12/29/12)



2012-13  
South Carolina Player High/Low Analysis (as of Jan 07, 2013)  
All games

South Carolina - I N D I V I D U A L G A M E H I G H S

Points	22		PAGE, LaShay vs Missouri State (11/24/12)
	22		WILLIAMS, Brenton vs Rider (11/19/12)
	20		PAGE, LaShay vs Morgan State (11/16/12)
	19		PAGE, LaShay vs UW-Milwaukee (11/11/12)
	18		CARRERA, Michael vs Missouri State (11/24/12)
	18		KACINAS, Mindaugas vs Rider (11/19/12)
Field Goals Made	8		JACKSON, Lakeem vs South Carolina State (1/5/13)
	8		JACKSON, Lakeem vs Appalachian State (12/19/12)
	8		KACINAS, Mindaugas vs Rider (11/19/12)
Field Goal Att.	18		PAGE, LaShay vs UW-Milwaukee (11/11/12)
	15		JACKSON, Lakeem vs South Carolina State (1/5/13)
FG Pct (min 5 made)	1.000	(7-7)	WILLIAMS, Brenton vs UALR (11/25/12)
	.875	(7-8)	JACKSON, Lakeem vs Rider (11/19/12)
3-Point FG Made	5		WILLIAMS, Brenton vs Rider (11/19/12)
	4		WILLIAMS, Brenton vs Jacksonville (12/7/12)
	4		RICHARDSON, Brian vs Jacksonville (12/7/12)
	4		RICHARDSON, Brian vs Missouri State (11/24/12)
	4		PAGE, LaShay vs Rider (11/19/12)
3-Point FG Att.	8		WILLIAMS, Brenton vs Manhattan (12/22/12)
	8		WILLIAMS, Brenton vs Rider (11/19/12)
3-Pt FG Pct (min 2 made)	1.000	(4-4)	RICHARDSON, Brian vs Jacksonville (12/7/12)
	1.000	(2-2)	WILLIAMS, Brenton vs Appalachian State (12/19/12)
	1.000	(2-2)	ELLINGTON, Bruce vs Appalachian State (12/19/12)
Free Throws Made	8		WILLIAMS, Brenton vs UW-Milwaukee (11/11/12)
	7		PAGE, LaShay vs Missouri State (11/24/12)
Free Throw Att.	10		ELLINGTON, Bruce vs Jacksonville (12/7/12)
	9		SMITH, Eric vs Morgan State (11/16/12)
FT Pct (min 3 made)	1.000	(8-8)	WILLIAMS, Brenton vs UW-Milwaukee (11/11/12)
	1.000	(6-6)	PAGE, LaShay vs Morgan State (11/16/12)
	1.000	(5-5)	PAGE, LaShay vs Appalachian State (12/19/12)
	1.000	(5-5)	CARRERA, Michael vs UW-Milwaukee (11/11/12)
	1.000	(4-4)	WILLIAMS, Brenton vs Clemson (12/2/12)
	1.000	(3-3)	KACINAS, Mindaugas vs Clemson (12/2/12)
	1.000	(3-3)	PAGE, LaShay vs UALR (11/25/12)
	1.000	(3-3)	RICHARDSON, Brian vs Rider (11/19/12)
	1.000	(3-3)	WILLIAMS, Brenton vs Rider (11/19/12)
	1.000	(3-3)	WILLIAMS, Brenton vs Morgan State (11/16/12)
Rebounds	15		JACKSON, Lakeem vs UALR (11/25/12)
	15		CARRERA, Michael vs UW-Milwaukee (11/11/12)
Assists	9		SMITH, Eric vs Appalachian State (12/19/12)
	7		SMITH, Eric vs South Carolina State (1/5/13)
	7		SMITH, Eric vs Jacksonville (12/7/12)
Steals	3		SMITH, Eric vs UALR (11/25/12)
	2		WILLIAMS, Brenton vs South Carolina State (1/5/13)
	2		WILLIAMS, Brenton vs Presbyterian (12/29/12)
	2		SLAWSON, RJ vs Manhattan (12/22/12)
	2		WILLIAMS, Brenton vs Manhattan (12/22/12)
	2		KACINAS, Mindaugas vs UALR (11/25/12)
	2		WILLIAMS, Brenton vs UALR (11/25/12)
	2		SLAWSON, RJ vs UALR (11/25/12)
	2		JACKSON, Lakeem vs Elon (11/21/12)
	2		JACKSON, Lakeem vs Rider (11/19/12)
	2		PAGE, LaShay vs Morgan State (11/16/12)

Blocked Shots	3	SLAWSON, RJ vs Presbyterian (12/29/12)
	3	KACINAS, Mindaugas vs Appalachian State (12/19/12)
	3	CARRERA, Michael vs UW-Milwaukee (11/11/12)
Turnovers	7	SMITH, Eric vs Manhattan (12/22/12)
	6	SMITH, Eric vs Missouri State (11/24/12)
Fouls	5	KACINAS, Mindaugas vs Clemson (12/2/12)
	5	CARRERA, Michael vs Clemson (12/2/12)
	5	SLAWSON, RJ vs UALR (11/25/12)
	5	SLAWSON, RJ vs Morgan State (11/16/12)



2012-13  
South Carolina Opponent High/Low Analysis (as of Jan 07, 2013)  
All games

OPPONENT INDIVIDUAL GAME HIGHS

Points	28	AARON, Jordan vs UW-Milwaukee (11/11/12)
	26	HARRISON, D'Angelo at St. John's (11/29/12)
	26	Lindsey, Nurideen vs Rider (11/19/12)
	24	HEZEKIAH,Matthew vs South Carolina State (1/5/13)
	20	BLACK,Justin vs Morgan State (11/16/12)
Field Goals Made	12	HEZEKIAH,Matthew vs South Carolina State (1/5/13)
	9	Lindsey, Nurideen vs Rider (11/19/12)
	9	BLACK,Justin vs Morgan State (11/16/12)
	9	AARON, Jordan vs UW-Milwaukee (11/11/12)
Field Goal Att.	24	AARON, Jordan vs UW-Milwaukee (11/11/12)
	18	HEZEKIAH,Matthew vs South Carolina State (1/5/13)
FG Pct (min 5 made)	.875 (7-8)	GARRETT, Amir at St. John's (11/29/12)
	.692 (9-13)	BLACK,Justin vs Morgan State (11/16/12)
3-Point FG Made	7	AARON, Jordan vs UW-Milwaukee (11/11/12)
	6	Richards, Shane vs Manhattan (12/22/12)
3-Point FG Att.	14	AARON, Jordan vs UW-Milwaukee (11/11/12)
	11	Richards, Shane vs Manhattan (12/22/12)
3-Pt FG Pct (min 2 made)	1.000 (2-2)	GREENE IV, Phil at St. John's (11/29/12)
	1.000 (2-2)	HAARSSMA, James vs UW-Milwaukee (11/11/12)
Free Throws Made	9	Hall, Rod vs Clemson (12/2/12)
	8	ADAMS,Adama vs South Carolina State (1/5/13)
	8	Kates, Donovan vs Manhattan (12/22/12)
Free Throw Att.	12	Hall, Rod vs Clemson (12/2/12)
	10	Kates, Donovan vs Manhattan (12/22/12)
	10	Brown, Rhamel vs Manhattan (12/22/12)
	10	Filer, Adonis vs Clemson (12/2/12)
FT Pct (min 3 made)	1.000 (8-8)	ADAMS,Adama vs South Carolina State (1/5/13)
	1.000 (7-7)	HUBBARD,Anthony vs Morgan State (11/16/12)
	1.000 (6-6)	CANTY, Jay vs Appalachian State (12/19/12)
	1.000 (4-4)	FLEMING, Kordario vs Jacksonville (12/7/12)
	1.000 (4-4)	Marcus Marshall vs Missouri State (11/24/12)
	1.000 (3-3)	TRICE, Jamaal vs Appalachian State (12/19/12)
	1.000 (3-3)	BASKIN, Tevin vs Appalachian State (12/19/12)
	1.000 (3-3)	HAYWOOD, Jarvis vs Jacksonville (12/7/12)
	1.000 (3-3)	Neighbour, Will vs UALR (11/25/12)
Rebounds	14	HEZEKIAH,Matthew vs South Carolina State (1/5/13)
	11	GARRETT, Amir at St. John's (11/29/12)
Assists	7	NEAL, Mike vs Appalachian State (12/19/12)
	6	TOOMBS,Khalif vs South Carolina State (1/5/13)
	6	Alvarado, Michael vs Manhattan (12/22/12)
	6	JACKSON,DeWayne vs Morgan State (11/16/12)
	6	AARON, Jordan vs UW-Milwaukee (11/11/12)
Steals	5	JACKSON,DeWayne vs Morgan State (11/16/12)
	4	Alvarado, Michael vs Manhattan (12/22/12)
	4	Brown, Rhamel vs Manhattan (12/22/12)
	4	HEALY, Nathan vs Appalachian State (12/19/12)
Blocked Shots	5	McDaniels, K.J. vs Clemson (12/2/12)
	4	BASKIN, Tevin vs Appalachian State (12/19/12)
Turnovers	8	JACKSON,DeWayne vs Morgan State (11/16/12)
	6	ADAMS,Adama vs South Carolina State (1/5/13)
Fouls	5	DOWNING, Jordan vs Presbyterian (12/29/12)
	5	Brown, Rhamel vs Manhattan (12/22/12)
	5	BASKIN, Tevin vs Appalachian State (12/19/12)

5	Harrison, Damarcus vs Clemson (12/2/12)
5	WINTERS, Ryan vs Elon (11/21/12)
5	HUBBARD,Anthony vs Morgan State (11/16/12)
5	AARON, Jordan vs UW-Milwaukee (11/11/12)