

**Media Relations:** Diana Koval  
**Office:** 803.777.7977  
**Cell:** 314.369.6050  
**Email:** dkoval@mailbox.sc.edu  
**Website:** www.GamecocksOnline.com  
**Twitter:** @GamecocksOnline or @GamecockWBB  
**Facebook:** www.Facebook.com/GamecocksOnline

# WOMEN'S BASKETBALL SOUTH CAROLINA

**Game 25**  
**Feb. 14, 2013**  
**7 p.m.**  
**Lexington, Ky.**  
**Memorial Coliseum (8,000)**

## 2012-13 Schedule

<b>Fri., Nov. 9</b>	<b>Elon</b>	<b>W, 77-44</b>
<b>Mon., Nov. 12</b>	at Louisiana Tech	W, 82-58
<b>Thu., Nov. 15</b>	<b>Savannah State (SPSO)</b>	<b>W, 78-47</b>
<b>Sun., Nov. 18</b>	<b>Clemson (SPSO)</b>	<b>W, 64-43</b>
<i>U.S. Virgin Islands Paradise Jam</i>		
<b>Thu., Nov. 22</b>	vs. Hampton	W, 45-34
<b>Fri., Nov. 23</b>	vs. Florida Gulf Coast	W, 65-46
<b>Sat., Nov. 24</b>	vs. DePaul	W, 55-46
<b>Wed., Nov. 28</b>	<b>Drexel</b>	<b>W, 58-55 (OT)</b>
<b>Sun., Dec. 2</b>	at Seton Hall	W, 55-42
<b>Sun., Dec. 9</b>	<b>Furman (SPSO)</b>	<b>W, 69-35</b>
<b>Wed., Dec. 19</b>	<b>#1/1 Stanford (FSN)</b>	<b>L, 53-49</b>
<b>Fri., Dec. 21</b>	<b>South Carolina State</b>	<b>W, 65-45</b>
<b>Sat., Dec. 29</b>	<b>Western Carolina</b>	<b>W, 66-44</b>
<b>Thu., Jan. 3</b>	<b>#12/13 Tennessee* (SPSO)</b>	<b>L, 53-73</b>
<b>Sun., Jan. 6</b>	at Mississippi State*	W, 60-46
<b>Thu., Jan. 10</b>	<b>Vanderbilt*</b>	<b>W, 64-48</b>
<b>Sun., Jan. 13</b>	at #13/12 Georgia* (CSS)	L, 40-42
<b>Thu., Jan. 17</b>	<b>LSU*</b>	<b>W, 66-59</b>
<b>Sun., Jan. 20</b>	at Florida* (FSF)	W, 52-44
<b>Thu., Jan. 24</b>	<b>#5/4 Kentucky* (SPSO)</b>	<b>W, 55-50</b>
<b>Sun., Jan. 27</b>	at Arkansas*	W, 43-40
<b>Sun., Feb. 3</b>	<b>Auburn*</b>	<b>W, 59-51</b>
<b>Thu., Feb. 7</b>	at Alabama*	W, 65-53
<b>Sun., Feb. 10</b>	<b>#14/16 Texas A&amp;M*</b>	<b>L, 48-50</b>
<b>Thu., Feb. 14</b>	at #9/7 Kentucky*	7 p.m.
<b>Sun., Feb. 17</b>	at Mississippi* (SECN)	2 p.m.
<b>Sun., Feb. 24</b>	<b>Mississippi State*</b>	<b>3 p.m.</b>
<b>Thu., Feb. 28</b>	at Missouri*	8 p.m.
<b>Sun., Mar. 3</b>	<b>Florida* (SPSO)</b>	<b>1 p.m.</b>
<i>SEC Tournament (Duluth, Ga.)</i>		
<b>Wed. Mar. 6</b>	First Round	TBA
<b>Thu., Mar. 7</b>	Second Round	TBA
<b>Fri., Mar. 8</b>	Quarterfinals	TBA
<b>Sat., Mar. 9</b>	Semifinals	TBA
<b>Sun., Mar. 10</b>	Final	TBA

\* indicates SEC game

All Times Listed as Eastern

Television outlet listed in parentheses – SPSO is SportSouth;  
 FSN is SportSouth, Fox Sports Southwest and Sun Sports;  
 SECN is SEC Network; CSS is Charter Sports Southeast;  
 FSF is Fox Sports Florida.



## South Carolina Gamecocks (20-4, 8-3 SEC)

**Head Coach:** Dawn Staley

**Record at South Carolina:** 87-62 (5th season)

**Career Record:** 259-142 (13th season)

**Career vs. Kentucky:** 4-7

## Kentucky Wildcats (21-3, 9-2 SEC)

**Head Coach:** Matthew Mitchell

**Record at Kentucky:** 135-59 (6th season)

**Career Record:** 165-88 (8th season)

**Career vs. South Carolina:** 7-4

## Game Information

**Kentucky Series:** UK leads 30-19

**In Lexington:** UK leads 5-18

**In Columbia:** SC leads 14-9

**Neutral Site:** UK leads 3-0

**Radio:** WISW 1320 AM (Brad Muller);

GamecocksOnline.com

**Live Stats:** GamecocksOnline.com

## South Carolina Notables

- After hosting its own Pink Game on Sunday, South Carolina will take part in Kentucky's effort to raise awareness for breast cancer research but wearing pink accessories in the game. The Gamecock coaching staff will wear special pink Play 4 Kay shirts on the bench as well.
- While assistant coach Nikki McCray is on maternity leave following the birth of her son on Feb. 1, director of basketball operations Cynthia Jordan will be the Gamecocks' third assistant coach. There is no definitive timeline for McCray's return to the bench.
- Through 24 games, the Gamecock defense has allowed just one opponent to score 60 or more points in a game to rank third in the country in scoring defense. South Carolina is allowing just 47.8 points per game, including just 50.5 points per SEC contest. No Gamecock opponents has scored its season average entering the game, and only four have come within 10 points of their season average. Seven have been held 30 or more points below their average, including two SEC opponents on their own home courts.
- Senior guard Ieasia Walker leads the SEC with 3.0 steals per league game this season. She is second overall at 2.8 steals per contest. Walker has swiped five or more steals in a game six times this season, including three against SEC opponents (at Georgia, LSU, at Arkansas).
- Freshman guard Khadijah Sessions is the highest-scoring Gamecock off the bench this season, averaging 16.9 minutes per SEC game. In league play, she has posted 5.6 points per game, including a 7.4 scoring average over the last five outings.



## Uniform Patch










The Gamecocks continue to wear the patch added to their uniforms last season to honor teammate Shelbretta Ball, who was medically disqualified from playing in Fall 2011. The team wanted Brett and everyone watching to know that she will always be an integral part of them and whatever they achieve this season.

Additionally, senior guard Ieasia Walker changed her jersey number this season to honor her teammate who was slated to wear that number prior to being medically disqualified.

## Tale of the Tape

Kentucky				South Carolina			
Overall	SEC Rank	SEC Only	SEC Rank	SEC Only	SEC Rank	Overall	SEC Rank
21-3		9-2		8-3		20-4	
14-1		5-1		4-2		11-3	
7-2		4-1		4-1		6-1	
0-0						3-0	
77.3	2nd	76.6	3rd	55.0	13th	59.7	13th
54.2	3rd	60.1	3rd	50.5	1st	47.8	1st
.429	6th	.421	4th	.349	14th	.380	11th
.380	10th	.404	10th	.364	2nd	.345	1st
.334	5th	.364	3rd	.216	14th	.243	14th
.285	6th	.298	6th	.310	9th	.290	8th
.696	5th	.715	4th	.559	14th	.542	14th
13.5		14.8		13.7		13.1	
40.2	T-8th	40.2	5th	40.5	4th	42.2	3rd
+6.0	3rd	+5.4	3rd	+4.7	4th	+9.4	1st
13.8	9th	13.1	7th	9.5	14th	10.1	14th
+8.6	1st	+4.5	1st	+1.7	4th	+2.8	6th
12.3	1st	10.9	1st	8.1	T-8th	9.0	11th
5.1	T-1st	4.3	T-5th	3.4	10th	3.5	11th

# 2012-13 South Carolina Media Roster

<b>2</b>		<b>Leasia Walker</b> 5-8 • Senior • Guard Amityville, N.Y. (Copiague) <i>eye-EE-shuh Walker</i>	<b>PPG</b> 9.6 <b>RPG</b> 3.9 <b>APG</b> 2.9 <b>FG%</b> .351 <b>FT%</b> .563	<b>LAST GAME:</b> 16 pts, 4 assts, 4 stls vs. TAMU <b>NOTABLE:</b> Leads SEC with 3.0 steals per league game ... Is 7th in SEC in minutes (32.2) and 2nd in steals (2.7) ... Averaged 10.4 pts, 5.6 rebs, 4.0 assts and 3.4 stls over last five games ... Will move into program's top 10 when checks into tonight's game, playing 122 career games.	<b>Career Highs</b> <b>PTS:</b> 30 vs. Clemson, 11/18/10 <b>REB:</b> 11 at Ole Miss, 3/3/11 <b>AST:</b> 8 at LA Tech, 11/12/12 <b>STL:</b> 6, 3x, at Georgia, 1/13/13 <b>BLK:</b> 2, 7x, vs. Kentucky, 1/24/13 <b>MIN:</b> 43, 2x, vs. Drexel, 11/28/12
<b>5</b>		<b>Khadijah Sessions</b> 5-8 • Freshman • Guard Myrtle Beach, S.C. (Myrtle Beach) <i>kuh-DEE-zhuh Sessions</i>	<b>PPG</b> 5.1 <b>RPG</b> 1.4 <b>APG</b> 1.2 <b>FG%</b> .327 <b>FT%</b> .649	<b>LAST GAME:</b> 3 pts, 4 rebs, 2 assts vs. TAMU <b>NOTABLE:</b> Highest scoring Gamecock off the bench ... Averaged 7.4 points over last five games ... Scored 8 of 19 pts vs. Auburn on FTs, including 5 in last 1:30 to help seal win ... Led team with 15 pts at Florida, including 3 FTs in last 30 seconds to help clinch win.	<b>Career Highs</b> <b>PTS:</b> 19 vs. Auburn, 2/3/13 <b>REB:</b> 5 at Florida, 1/20/13 <b>AST:</b> 4 vs. Savannah St., 11/15/12 <b>STL:</b> 3 vs. Savannah St., 11/15/12 <b>BLK:</b> 1, 2x, vs. WCU, 12/29/12 <b>MIN:</b> 28 at Florida, 1/20/13
<b>12</b>		<b>Wilka Montout</b> 6-3 • Junior • Center Cayenne, French Guiana (NE Okla. A&M) <i>WIL-kuh mawn-TOO</i>	<b>PPG</b> 2.8 <b>RPG</b> 1.8 <b>APG</b> 0.3 <b>FG%</b> .268 <b>FT%</b> .706	<b>LAST GAME:</b> 2 rebs in 6 min at Alabama <b>NOTABLE:</b> Capped 25-5 1st half run vs. Vandy with 3-pointer ... Hit four FGs and blocked two shots against Furman ... Grabbed five of six boards at Savannah State on offensive end ... Multi-faceted post who can stretch defenses with mid-range and outside shooting.	<b>Career Highs</b> <b>PTS:</b> 12 at LA Tech, 11/12/12 <b>REB:</b> 6 vs. Savannah St., 11/15/12 <b>AST:</b> 2 vs. Elon, 11/9/12 <b>STL:</b> 1, 3x, vs. Hampton, 11/22/12 <b>BLK:</b> 2 vs. Furman, 12/9/12 <b>MIN:</b> 24 vs. Sav. St., 11/15/12
<b>20</b>		<b>Sancheon White</b> 5-10 • Senior • Guard Hammond, Ind. (Central Arizona College) <i>SAN-chee-awn White</i>	<b>PPG</b> 4.8 <b>RPG</b> 4.1 <b>APG</b> 1.0 <b>FG%</b> .302 <b>FT%</b> .750	<b>LAST GAME:</b> 2 pts, 7 rebs vs. Texas A&M <b>NOTABLE:</b> Has accepted challenge of shutting down opponents' top guard ... Solid lock-down defender with expanding offensive and rebounding skills ... pulled down 3 of 7 rebound against Texas A&M on offensive end.	<b>Career Highs</b> <b>PTS:</b> 11, 2x, at MSU, 1/6/13 <b>REB:</b> 13 at Auburn, 1/19/12 <b>AST:</b> 3, 2x, vs. Presby., 11/27/11 <b>STL:</b> 3, 2x, at Georgia, 1/13/13 <b>BLK:</b> 4 vs. Drexel, 11/28/12 <b>MIN:</b> 40 vs. Drexel, 11/28/11
<b>21</b>		<b>Ashley Bruner</b> 6-0 • Senior • Forward Norman, Okla. (Norman) <i>Ashley BREW-ner</i>	<b>PPG</b> 9.4 <b>RPG</b> 7.4 <b>APG</b> 1.5 <b>FG%</b> .425 <b>FT%</b> .298	<b>LAST GAME:</b> 9 pts, 9 rebs vs. Texas A&M <b>NOTABLE:</b> Ranks 10th in SEC in rpg and 6th in offensive rpg (3.2) ... Has posted 11 double-digit scoring games and has three double-doubles this season ... Became 18th Gamecock to collect 600 rebounds in her career as part of double-double at Alabama.	<b>Career Highs</b> <b>PTS:</b> 18 vs. Savannah St., 12/5/10 <b>REB:</b> 18 vs. Penn St., 11/20/11 <b>AST:</b> 4, 4x, at Alabama, 2/7/13 <b>STL:</b> 5, 2x, at Arkansas, 1/27/13 <b>BLK:</b> 4, 2x, vs. Sav. St., 12/5/10 <b>MIN:</b> 37 vs. DePaul, 11/24/12
<b>24</b>		<b>Aleighsa Welch</b> 6-0 • Sophomore • Forward Goose Creek, S.C. (Goose Creek) <i>uh-LEE-suh Welch</i>	<b>PPG</b> 11.9 <b>RPG</b> 8.1 <b>APG</b> 0.8 <b>FG%</b> .617 <b>FT%</b> .693	<b>LAST GAME:</b> 6 pts, 8 rebs (6 off.) vs. TAMU <b>NOTABLE:</b> Has seven double-doubles (5th in SEC) ... Is SEC's top offensive rebounder (4.4 Orpg) and 7th in total rpg ... Leads team in scoring (23rd in SEC) ... Team high scorer 8 times, high rebounder 7 times ... Has 16 10+ point games and 9 10+ rebound outings.	<b>Career Highs</b> <b>PTS:</b> 19, 2x, at Georgia, 1/13/13 <b>REB:</b> 15 vs. Drexel, 11/28/12 <b>AST:</b> 3 at Miss. State, 1/6/13 <b>STL:</b> 3 vs. Sav. St., 11/15/12 <b>BLK:</b> 4 at NC State, 12/4/11 <b>MIN:</b> 42 vs. Drexel, 11/28/12
<b>25</b>		<b>Tiffany Mitchell</b> 5-9 • Freshman • Guard Charlotte, N.C. (Providence Day) 	<b>PPG</b> 9.8 <b>RPG</b> 5.8 <b>APG</b> 1.4 <b>FG%</b> .382 <b>FT%</b> .553	<b>LAST GAME:</b> 10 pts, 2 rebs vs. Texas A&M <b>NOTABLE:</b> Led team in scoring six times, rebounding six times ... Scored in double figures 12 times and has two double-doubles ... Notched team's first 20-point game of season against SC State (21 pts/11 rebs).	<b>Career Highs</b> <b>PTS:</b> 21 vs. SC St., 12/21/12 <b>REB:</b> 11, 4x, at Florida, 1/20/13 <b>AST:</b> 4 vs. Sav. St., 11/15/12 <b>STL:</b> 5 vs. Furman, 12/9/12 <b>BLK:</b> 1, 3x, vs. LSU, 1/17/13 <b>MIN:</b> 36, 2x, at Arkansas, 1/27/13
<b>31</b>		<b>Asia Dozier</b> 5-10 • Freshman • Guard Columbia, S.C. (Spring Valley) <i>Asia DOE-zhur</i>	<b>PPG</b> 2.7 <b>RPG</b> 2.0 <b>APG</b> 0.8 <b>FG%</b> .189 <b>FT%</b> .444	<b>LAST GAME:</b> 0 pts, 0 rebs vs. Texas A&M <b>NOTABLE:</b> Added 5 pts to 6-3 1st-half run at Alabama ... Played a solid 20 minutes against Vandy ... Gatorade South Carolina Player of the Year and SC Miss Basketball ... Father, Perry, and uncle Terry both played basketball at South Carolina.	<b>Career Highs</b> <b>PTS:</b> 11 vs. Sav. St., 11/15/12 <b>REB:</b> 10 vs. Elon, 11/9/12 <b>AST:</b> 5 at LA Tech, 11/12/12 <b>STL:</b> 2 at LA Tech, 11/12/12 <b>BLK:</b> 1, 4x, at Miss. St., 1/6/13 <b>MIN:</b> 26 vs. Elon, 11/9/12
<b>33</b>		<b>Elem Ibiam</b> 6-3 • Sophomore • Center Fayetteville, Ga. (Fayette County) <i>ELL-um IB-ee-um</i>	<b>PPG</b> 3.8 <b>RPG</b> 4.0 <b>APG</b> 0.1 <b>FG%</b> .405 <b>FT%</b> .421	<b>LAST GAME:</b> 2 pts, 2 rebs vs. Texas A&M <b>NOTABLE:</b> Posted all of career-high 12 pts at Alabama in eight-minute span in second half to help build 20-point lead ... Scored 6 pts in key 12-4 2nd-half run vs. #5/4 UK ... Scored SEC career-high nine points against Vandy, including eight in dominant 1st half.	<b>Career Highs</b> <b>PTS:</b> 12 at Alabama, 2/7/13 <b>REB:</b> 11 vs. Elon, 11/9/12 <b>AST:</b> 2 vs. E. Mich., 3/17/12 <b>STL:</b> 1, 7x, vs. Kentucky, 1/24/13 <b>BLK:</b> 5, 2x, vs. WCU, 12/29/12 <b>MIN:</b> 25 vs. WCU, 12/29/12

**Starter**

**Reserve**

# Quick Facts

## The University

**Location:** Columbia, S.C.  
**Founded:** 1801  
**Enrollment:** 30,721  
**Colors:** Garnet (PMS 202C) and Black  
**Nickname:** Gamecocks  
**Conference:** Southeastern  
**President:** Dr. Harris Pastides  
**Athletics Director:** Ray Tanner  
**Facility:** Colonial Life Arena (18,000)

## Coaching Staff

**Head Coach:** Dawn Staley  
**Alma Mater:** Virginia, 1992  
**Overall Record:** 259-142 (13th season)  
**School Record:** 87-62 (5th season)  
**Assoc. Head Coach (Alma Mater):**  
 Lisa Boyer (Ithaca, 1972)  
**Assistant Coaches (Alma Mater):**  
 Nikki McCray (Tennessee, 1995)  
 Darius Taylor (Michigan, 2000)

## Team Information

**2011-12 Record:** 25-10  
 Home: 12-3 Away: 9-5 Neutral: 4-2  
**SEC Record (Finish):** 10-6 (T-4th)  
 Home: 6-2 Away: 4-4  
**Letterwinners Returning/Lost:** 6/7  
**Starters Returning/Lost:** 1/4

## Program History

**First Year of Women's Basketball:** 1974-75  
**All-Time Record:** 677-491 (39th season)  
**All-Time SEC Record:** 99-195 (22nd season)  
**NCAA Appearances (Last):** 9 (2012, Sweet 16)  
**NCAA Tournament Record:** 10-9  
**WNIT Appearances (Last):** 4 (2011)  
**WNIT Record:** 3-4

## Media Relations

**Women's Basketball Contact:** Diana Koval  
**Office:** 803.777.7977  
**Cell:** 314.369.6050  
**Email:** dkoval@mailbox.sc.edu  
**Press Row Phone:** 803.777.6182  
**Athletics Department on the Web**  
**Website:** GamecocksOnline.com  
**Twitter:** @GamecocksOnline.com  
**Facebook:** Facebook.com/GamecocksOnline  
**YouTube:** YouTube.com/GamecocksOnline  
**Women's Basketball on Twitter**  
**Team:** @GamecockWBB  
**Head Coach:** @DawnStaley

## A South Carolina Win Would...

- Be the Gamecocks' 100th regular-season SEC victory.
- Be the Gamecocks' second straight over the Wildcats, making it the first consecutive wins over Kentucky since South Carolina won four straight from Jan. 20, 2002 through Feb. 27, 2003.

## By the Numbers

- 1 Opponent that has scored 60 or more points against the Gamecocks this season, helping South Carolina to No. 3 in the nation in scoring defense
- 2 Seasons in which sophomore forward Aleighsa Welch has compiled at least 100 offensive rebounds, making her one of three Gamecocks all-time to reach the single-season mark multiple time in her career
- 4 20-win seasons for South Carolina since joining the SEC for the 1991-92 season, including this season, which is the second consecutive 20-win effort under head coach Dawn Staley
- 18 Gamecocks all-time who have collected 600 career rebounds since senior forward Ashley Bruner joined the group on Feb. 3 at Alabama – she is two rebounds shy of Beth Hunt in 17th place
- 12 Points by Elem Ibiam at Alabama (Feb. 7), a career high for the sophomore, who scored all of them in an eight-minute stretch of the second half to help the Gamecocks build a 20-point lead with 7:47 to play
- 14 RPI for South Carolina – one of six SEC teams among the top 40
- 15 Of the last 25 Associated Press polls that have included the Gamecocks, dating back to Jan. 9, 2012
- 19 Points by Khadijah Sessions against Auburn (Feb. 3), the highest scoring output by a Gamecock off the bench this season
- 29 More rebounds by the Gamecocks than the Crimson Tide (Feb. 7), a Dawn Staley era record for rebounding margin
- 29.3 Points below their season average that South Carolina held the #5/4 Kentucky Wildcats on Jan. 24
- 17 Wins by South Carolina over a team ranked in the Associated Press top 10 in school history, including four on the road and one in the Dawn Staley era
- 32 Free throws made by the Gamecocks at Mississippi State (Jan. 6), the most in the Dawn Staley era, the fourth-most in school history and the most ever in a road game
- 42 Points scored by then-No. 13/12 Georgia (Jan. 13), the fewest the Gamecocks have ever allowed in a losing effort
- 43 Points scored by the Gamecocks' four post players at Alabama (Feb. 7) – Aleighsa Welch 16, Ashley Bruner 15, Elem Ibiam 12 and Wilka Montout 0
- 59 Rebounds by the Gamecocks at Florida (Jan. 20), the most in the Dawn Staley era
- 76.2 Percent of the team's 1,433 points this season scored by the starting lineup

## The Kentucky Series

The Wildcats lead the series 30-19 after the Gamecocks' 55-50 win on Jan. 24 at Colonial Life Arena. Kentucky holds an 18-5 advantage over South Carolina in games played in Lexington with the Gamecocks' last victory coming in a 65-57 decision on March 2, 2008, at Rupp Arena.

Since Dawn Staley was named head coach prior to the 2008-09 season, South Carolina has won every third game against the Wildcats. The last four games have been decided by an average of 5.3 points with the largest margin at eight in the 66-58 Kentucky win at Colonial Life Arena on Jan. 15, 2012.

In this season's first meeting, South Carolina's defense held the Wildcats nearly 30 points below their season average while senior guard Ieasia Walker poured in 16 points, eight rebounds, four assists and three steals, playing every second of the contest.

## Gamecocks' Five-Second Count

With a complementary blend of youth and experience, South Carolina opened a season 10-0 for the first time since the 1981-82 team also won its first 10 contests. The Gamecocks, now 20-4 overall and 8-3 in SEC action, have shown they have both inside and outside offensive options and are dominant on the glass this season while the defense has dropped off very little from last season's NCAA Tournament Sweet 16 effort. Four Gamecocks average more than nine points with three others netting 4.0 or more per game. South Carolina ranks 11th in the nation with a +9.4 rebounding margin and has two players ranked among the SEC's top 10 rebounders. Defensively, the Gamecocks are third in the nation in scoring defense, yielding just 47.8 points per game. South Carolina has held 17 of its 24 opponents this season to 50 or fewer points and limited seven of them to under 30 percent field goal shooting, including Hampton (Nov. 22), which hit just 19.3 percent (11-57) from the field for the second-lowest opponent field goal percentage of the Staley era, and Vanderbilt (Jan. 10), which shot just 26.5 percent after coming into the game with the SEC's second-highest field goal accuracy at 45.2.

## Gamecocks in the Rankings

Team	SEC	NCAA	Actual
Scoring Offense	13	221	59.7
Scoring Defense	1	3	47.8
Field Goal Percentage	11	198	.380
Field Goal %age Def.	1	20	.345
3-Point FG %age	14	—	.243
3-Point FG %age Def.	8	110	.290
3-Point FG Made/Gm.	11	294	3.5
Free Throw Percentage	14	342	.543
Rebounding Offense	4	—	42.2
Rebounding Defense	1	—	32.8
Rebounding Margin	1	11	+9.4
Assists	14	312	10.1
Steals	11	159	9.0
Turnover Margin	6	65	+2.8
Assist-to-Turnover Ratio	12	175	0.7
Blocked Shots	11	140	3.5

Ashley Bruner	SEC	NCAA	Actual
Rebounding	T-10	201	7.4
Offensive Rebounding	6	—	3.2

Ieasia Walker	SEC	NCAA	Actual
Assists	15	—	2.9
Steals	2	50	2.8
3-Point FG Made/Gm.	T-15	—	1.3
Minutes Played	7	—	32.2

Aleighsa Welch	SEC	NCAA	Actual
Scoring	23	—	11.9
Rebounding	7	135	8.1
Offensive Rebounding	1	—	4.4
FT %age	13	—	.693

## Current Gamecock Streaks

	Total	Home	Road	Neut.
Overall	L1	L1	W3	W3
SEC	L1	L1	W3	—
Non-Conference	W2	W2	W4	W3
Ranked Teams	W1	W1	L1	L2



## 20/20 Vision

With a win at Alabama (Feb. 7), South Carolina posted its second-consecutive 20-win season. In now 39 seasons of women's basketball, the Gamecocks have compiled 12 seasons of 20 or more victories. Four of those have come while playing in the SEC (since 1991-92 season), and two of those are under current head coach Dawn Staley.

## Road Warriors

The Gamecocks are 194-232 (.455) all-time in games on enemy territory, including a 19-27 (.413) mark under head coach Dawn Staley.

## Figuring On February

South Carolina is 182-140 (.565) all-time in the month of February, including a 14-17 (.452) record under fifth-year head coach Dawn Staley. The Gamecocks are 103-40 (.721) in home games during the second month of the calendar year, including a 19-17 (.528) mark at Colonial Life Arena. South Carolina is 61-83 (.424) in February road games and 12-9 at neutral sites during the month.

## Life in the League

South Carolina is 99-195 (.337) all-time in its 22nd season of SEC regular-season play. The Gamecocks are 63-85 (.426) in SEC games played in Columbia with a 36-110 record (.247) on the road. Under head coach Dawn Staley, the Gamecocks have a 35-38 (.480) SEC record, which includes a 2-12 slate in her first season at the helm. The program's 27 SEC regular-season victories in Staley's first four seasons are the best four-year mark for the program in more than a decade.

Last season's 10 wins matched the 2001-02 team for the best since joining the league for the 1991-92 season. It was just the third time in its 21 seasons in the league that South Carolina posted at least nine conference wins. In fact, the Gamecocks have only won seven or more league games seven times in their now 22nd season with four of those coming under Staley.

Overall, Staley boasts a 134-63 (.680) record in league play, including eight seasons leading her Temple teams to a 99-25 (.798) Atlantic 10 mark.

## All-Time Records vs. SEC

Opponent	Overall	Under Staley	SEC Season	SEC Tourn.	H	A	N	Streak	Last
Alabama	17-15	7-0	13-12	1-2	9-5	7-8	1-2	Won 7	W: 65-53, 2/7/13 (A)
Arkansas	10-17	3-3	10-15	0-2	7-5	3-10	0-2	Won 2	W: 43-40, 1/27/13 (A)
Auburn	16-21	4-3	11-15	1-1	10-7	5-12	1-2	Won 1	W: 59-51, 2/3/13 (H)
Florida	11-20	3-4	9-18	0-2	4-10	7-8	0-2	Won 3	W: 52-44, 1/20/13 (A)
Georgia	7-33	3-6	5-21	1-2	3-14	2-15	2-4	Lost 1	L: 40-42, 1/13/13 (A)
Kentucky	19-30	3-6	15-23	0-1	14-9	5-18	0-3	Lost 2	W: 55-50, 1/24/13 (H)
LSU	5-22	2-5	4-22	1-0	3-10	1-12	1-0	Won 1	W: 66-59, 1/17/13 (H)
Ole Miss	15-17	5-2	11-12	2-4	9-4	4-8	2-5	Won 3	W: 61-43, 1/26/12 (H)
Miss. State	12-16	3-3	11-13	0-2	8-5	4-9	0-2	Won 3	W: 60-46, 1/6/13 (A)
Missouri	1-0	0-0	—	—	0-0	0-0	1-0	Won 1	W: 72-60, 11/24/01 (N)
Tennessee	2-44	1-7	1-25	0-3	1-19	1-20	0-5	Lost 2	L: 53-73, 1/3/13 (H)
Texas A&M	0-1	0-1	0-1	—	0-1	0-0	0-0	Lost 1	L: 48-50, 2/10/13 (H)
Vanderbilt	9-21	4-2	9-18	0-2	6-8	3-11	0-2	Won 3	W: 64-48, 1/10/13 (H)
<b>Totals</b>	<b>124-257</b>	<b>38-42</b>	<b>99-195</b>	<b>6-21</b>	<b>74-97</b>	<b>42-131</b>	<b>8-29</b>	<b>Lost 1</b>	



	SEC Games			Overall		
	W	L	Pct.	W	L	Pct.
Tennessee	10	1	.909	19	5	.792
Texas A&M	9	1	.900	19	5	.792
Kentucky	9	2	.818	21	3	.875
Georgia	8	3	.727	20	4	.833
South Carolina	8	3	.727	20	4	.833
Vanderbilt	5	5	.500	15	8	.652
LSU	5	6	.455	14	10	.583
Missouri	4	6	.400	15	9	.625
Florida	4	6	.400	15	9	.625
Arkansas	4	7	.364	16	8	.667
Mississippi St.	3	7	.300	11	12	.478
Alabama	2	9	.182	12	12	.500
Auburn	2	9	.182	13	11	.542
Ole Miss	1	9	.100	8	15	.348

### Coming Up

#### February 14

Mississippi State at Ole Miss, 8 p.m.

Missouri at Vanderbilt, 8 p.m.

Florida at 14/16 Texas A&M, 9 p.m. (CSS)

#### February 17

9/8 Georgia at Florida, 1 p.m. (CSS)

LSU at Mississippi State, 1:30 p.m. (SPSO)

Alabama at Auburn, 2:30 p.m. (ESPN2)

Missouri at Arkansas, 3 p.m. (CST)

Vanderbilt at 12/13 Tennessee, 5 p.m. (ESPN2)

*Rankings are listed as AP/Coaches Poll  
All Times Eastern; TV Network in ()*

## Rendering the RPI

With a 20-4 record, including nine wins away from home, the Gamecocks are 14th in the NCAA RPI released on Feb. 11. South Carolina is one of six SEC schools rated among the top 40 with five others coming inside the top 100.

The Gamecocks' strength of schedule ranks in the top 20, playing five teams currently ranked in the top 25 – then-No. 1/1 Stanford (Dec. 19), then-No. 12/13 Tennessee, at then-No. 13/12 Georgia (Jan. 13), home against then-No. 5/4 Kentucky (Jan. 24) and then-No. 14/16 Texas A&M and on the road against No. 9/7 Kentucky.

## Reading the Rankings

South Carolina is ranked in both national polls for the 10th-straight week and have been in 15 of the last 25 Associated Press polls released.

The Gamecocks came in at No. 15 in the AP Poll this week after cracking into that poll at No. 24 the week of Dec. 10. South Carolina's was ranked as high as No. 15 twice this season, the program's highest ranking since the week of Feb. 10, 2003, saw the Gamecocks in the No. 15 spot. The Gamecocks were ranked as high as No. 2 in the nation during the 1981-82 season. South Carolina last appeared in the AP's top 10 the week of Feb. 18, 2002.

South Carolina is in USA Today Coaches Poll for the 12th-straight week, coming in at No. 14. Here's a look at the Gamecocks' ranking each week of the season, listed as AP/USA Today Coaches Poll:

**Pre N12 N19 N26 D3 D10 D17 D24 D31 J7 J14 J21 J28 F4 F11**  
rv/rv rv/rv rv/rv rv/24 rv/21 24/18 21/17 19/16 18/15 18/16 19/18 18/14 15/13 15/12 16/14

## 2012-13 Roster

No.	Name	Pos.	Ht	Yr.	Hometown/Last School
2	Ieasia Walker	G	5-8	Sr.	Amityville, N.Y./Copiague
5	Khadijah Sessions	G	5-8	Fr.	Myrtle Beach, S.C./Myrtle Beach
12	Wilka Montout	C	6-3	Jr.	French Guiana/NE Okla. A&M
15	Tiffany Davis	G	5-7	Fr.	Houston Texas/Westbury Christian
20	Sancheon White	G	5-10	Sr.	Hammond, Ind./Central Arizona
21	Ashley Bruner	F	6-0	Sr.	Norman, Okla./Norman
23	Tina Roy	G	5-11	So.	Kaplan, La./Kaplan
24	Aleighsa Welch	F	6-0	So.	Goose Creek, S.C./Goose Creek
25	Tiffany Mitchell	G	5-9	Fr.	Charlotte, N.C./Providence Day
31	Asia Dozier	G	5-10	Fr.	Columbia, S.C./Spring Valley
33	Elem Ibiam	C	6-3	So.	Fayetteville, Ga./Fayette County

**Head Coach:** Dawn Staley

**Associate Head Coach:** Lisa Boyer

**Assistant Coaches:** Cynthia Jordan, Darius Taylor

## High-Volume Players

Seniors Ieasia Walker and Ashley Bruner rank among the most active Gamecocks in program history. Walker's 121 career games played is one short of making the program's top 10, while Bruner's 119 are three away. With at least six games left on the schedule, Walker has a chance to move into the top five, and Bruner could reach the top six. The school record is 134 held by Sheila Foster, who played 1978-82. With five regular-season SEC games remaining, Walker could become the record holder as she has played in 59 so far and La'Keisha Sutton holds the record at 62.

Walker's 94 career starts leave her six shy of becoming the 12th Gamecock to record at least 100. Her 43 regular-season SEC starts is already a school record. She is five minutes away from tying the 3,398 of Kelly Morrone (2000-04) for 10th in school history in career minutes played.

## Five for Fighting

South Carolina head coach Dawn Staley has used the same starting lineup in every game this season, and the quintet led the way to the program's best non-conference record and the best SEC start since 2001-02. Starters – Ieasia Walker, Sancheon White, Tiffany Mitchell, Ashley Bruner and Aleighsa Welch – account for 76.2 percent of the offense and 69.4 percent of rebounds while playing 73.3 percent of the minutes available. Four of the five average at least 9.0 points. The four reserves available have out-scored their counterparts on the opposite bench 13 times this season, during which the Gamecocks are 12-1.

## Front Runners

South Carolina has won each of the 18 games this season in which it has taken a lead into the locker room at halftime. In head coach Dawn Staley's fourth season at the helm, South Carolina is 76-13 (.854) after leading at halftime and 3-5 (.375) when tied at the game's midway point.

## Locking It Down

South Carolina has held an opponent to 48 or fewer points 15 times this season, already exceeding last season's school record of 14. In program history, the Gamecocks have lost just one of the 127 games in which they held an opponent to 48 or fewer points – 40-42 at Georgia on Jan. 13, 2013.

### Miscellaneous Stats

Double-Doubles	2012-13	Career	Record
Aleighsa Welch	7	7	7-0
Ashley Bruner	3	8	5-3
Tiffany Mitchell	2	2	2-0
Ieasia Walker	0	1	1-0

30+ Points	2012-13	Career	Record
Ieasia Walker	0	1	1-0

20+ Points	2012-13	Career	Record
Ieasia Walker	1	5	3-2
Tiffany Mitchell	1	1	1-0

10+ Points	2012-13	Career	Record
Aleighsa Welch	16	26	22-4
Tiffany Mitchell	12	12	10-2
Ashley Bruner	11	31	24-7
Ieasia Walker	10	53	32-21
Sancheon White	3	5	5-0
Elem Ibiam	2	2	2-0
Wilka Montout	2	2	2-0
Khadijah Sessions	2	2	2-0
Asia Dozier	1	1	1-0
Tina Roy	0	5	4-1

10+ Rebounds	2012-13	Career	Record
Aleighsa Welch	9	11	10-1
Tiffany Mitchell	5	5	4-1
Ashley Bruner	5	11	8-3
Asia Dozier	1	1	1-0
Elem Ibiam	1	1	1-0
Sancheon White	0	1	0-1
Ieasia Walker	0	1	1-0

5+ Assists	2012-13	Career	Record
Ieasia Walker	4	17	14-3
Asia Dozier	1	1	1-0

5+ Steals	2012-13	Career	Record
Ieasia Walker	6	10	7-3
Ashley Bruner	1	1	1-0
Tiffany Davis	1	1	1-0
Tiffany Mitchell	1	1	1-0

5+ Blocks	2012-13	Career	Record
Elem Ibiam	1	2	2-0

## Games Led Team In...

(Tied for team lead in each category included)

Scoring	2012-13	Career	Record
Aleighsa Welch	8	12	8-4
Ashley Bruner	6	11	9-2
Tiffany Mitchell	6	6	5-1
Ieasia Walker	4	24	13-11
Khadijah Sessions	2	2	2-0
Tina Roy	0	2	2-0

Rebounding	2012-13	Career	Record
Ashley Bruner	8	31	17-14
Aleighsa Welch	7	23	20-3
Tiffany Mitchell	6	6	5-1
Ieasia Walker	4	12	8-4
Elem Ibiam	4	5	5-0
Sancheon White	3	6	3-3

Assists	2012-13	Career	Record
Ieasia Walker	15	43	27-16
Ashley Bruner	6	7	6-1
Sancheon White	2	4	4-0
Tiffany Mitchell	2	2	2-0
Aleighsa Welch	2	2	2-0
Khadijah Sessions	2	2	2-0
Asia Dozier	1	1	1-0
Tina Roy	0	1	1-0

## Scoring Differentials

Largest lead in a win .....	by 36 (71-35), 2nd-7:30 vs. Savannah State, 11/15/12
Largest deficit overcome to win .....	by 14 (36-22), 1st-0:00 vs. Drexel, 11/28/12
Largest lead given up in a loss .....	by 7 (23-30), 19:15-2nd vs. Texas A&M, 2/10/13
Largest deficit in a loss .....	by 25 (42-67), 2nd-4:44 vs. Tennessee, 1/3/13

## Team Specialty Stats

South Carolina/Opponent

	Pts. in Paint	Pts. Off TOs	2nd Chance Pts.	Fast Break Pts.
11/9 Elon	52/18	34/11	22/5	24/8
11/12 at LA Tech	38/30	16/4	22/4	2/2
11/15 Sav. St.	40/20	15/12	19/8	6/4
11/18 Clemson	38/14	15/14	13/11	8/5
11/22 vs. HU	20/12	16/14	15/4	8/6
11/23 vs. FGCU	38/18	23/12	13/4	20/2
11/24 vs. DPU	40/22	6/11	10/8	14/7
11/28 Drexel	26/18	15/6	14/7	12/0
12/2 at SHU	30/22	20/10	13/2	6/10
12/9 Furman	42/12	31/6	17/9	20/7
12/19 Stanford	20/24	11/4	4/9	6/2
12/21 SC State	22/18	14/1	22/10	6/6
12/29 WCU	30/12	21/9	15/9	8/3
1/3 Tenn.	32/38	8/4	20/9	10/13
1/6 at Miss. St.	24/10	17/5	13/8	8/0
1/10 Vandy	36/20	19/19	6/11	10/6
1/13 at Georgia	26/26	14/16	10/6	2/6
1/17 LSU	30/38	19/14	11/4	14/8
1/20 at Fla.	14/24	5/6	9/3	4/6
1/24 Kentucky	18/30	12/10	7/6	14/9
1/27 at Ark.	22/16	15/15	13/11	4/0
2/3 Auburn	18/26	15/13	16/12	6/2
2/7 at Ala.	42/22	18/10	28/10	4/6
2/10 TX A&M	28/28	18/9	10/10	14/6
2/14 at Ky.				
2/17 at Ole Miss				
2/24 Miss. St.				
2/28 at Missouri				
3/3 Florida				

## Starters vs. Bench Points

	SC Starters	Opp. Starters	SC Bench	Opp. Bench
11/9 Elon	54	29	23	15
11/12 at LA Tech	58	33	24	25
11/15 Sav. St.	50	42	28	5
11/18 Clemson	51	27	13	16
11/22 vs. HU	34	27	11	7
11/23 vs. FGCU	54	30	11	16
11/24 vs. DPU	47	40	8	6
11/28 Drexel	49	43	9	12
12/2 at SHU	50	38	5	4
12/9 Furman	40	27	29	8
12/19 Stanford	44	51	5	2
12/21 SC State	41	28	24	17
12/29 WCU	40	15	26	29
1/3 Tenn.	49	68	4	5
1/6 at Miss. St.	47	36	13	10
1/10 Vandy	46	35	18	13
1/13 at Georgia	38	36	2	6
1/17 LSU	63	53	3	6
1/20 at Fla.	36	29	16	15
1/24 Kentucky	39	47	16	3
1/27 at Ark.	38	35	5	5
2/3 Auburn	37	28	22	23
2/7 at Ala.	44	46	21	7
2/10 TX A&M	43	40	5	10
2/14 at Ky.				
2/17 at Ole Miss				
2/24 Miss. St.				
2/28 at Missouri				
3/3 Florida				

## Good Hands

South Carolina is ranked 24th in the country in turnovers, committing just 14.0 per game. The Gamecocks have committed 10 or fewer turnovers eight times this season, including a pair of seven-turnover games that rank among the top five in the Dawn Staley era. South Carolina has turned it over more than 15 times in a game just seven times, while the defense has forced more than 15 turnovers 16 times. The Gamecocks' 14.0 turnovers per game narrowly beats last season's mark of 14.2 as the lowest average by the program since the 1983-84 team set the school record of 8.2.

## Demanding Defense

The hallmark of the Gamecocks under head coach Dawn Staley has always been defense, and this season's team is no different. South Carolina's defense ranks third in the nation in points allowed per game (47.8), trailing just Connecticut (46.8) and Albany (47.2). The Gamecocks have allowed just one opponent to score 60 or more points this season (Tennessee, Jan. 3) and have held 15 to 48 or fewer.

One of the more interesting facets of the Gamecocks' stifling defense is that it has not necessarily held opponents to a sub-par shooting percentage. Through Staley's tenure, opponents have shot 39.6 percent from the field (3,206-8,096). The defensive success has come from limiting opponent shot attempts entirely, especially from the 3-point line. South Carolina has attempted more total shots than its opponents every season except Staley's first (2008-09). Opponents have attempted more 3s than the Gamecocks just once as well (2009-10).

Here's a look at how the numbers break down year-by-year:

Season	SC FGA/Gm.	Opp. FGA/Gm.	Diff.	SC 3FGA/Gm.	Opp. 3FGA/Gm.	Diff.
2012-13	56.8	51.8	+5.0	14.1	10.8	+3.3
2011-12	57.9	51.1	+6.8	16.3	8.3	+2.8
2010-11	56.1	53.8	+2.3	18.0	10.9	+7.1
2009-10	59.4	57.9	+1.5	12.8	13.3	-0.5
2008-09	54.8	57.6	-2.8	13.3	12.1	+1.2

As the difference in shot attempts has increased over the course of the Staley era, so has the team's win totals, culminating in last season's 25-10 record, the program's best in more than a decade, and this season's 20-4 start.

## Going Glass

Looking at South Carolina's roster of seven guards and four forwards/centers, the casual observer might think that rebounding would not be the Gamecocks' bailiwick, but South Carolina out-rebounded its opponent in all but five games this season – Texas A&M (-9, Feb. 10), Auburn (-7, Feb. 3), at Arkansas (-7, Jan. 27), #5/4 Kentucky (-1, Jan. 24) and then-#1/1 Stanford (-11, Dec. 19). The Gamecocks' effort includes five games of 20 or more rebounds more than their opponent, including a Dawn Staley era record +29 at Alabama (Feb. 7), and seven others in which they out-boarded the opposition by at least 10. The team effort has the Gamecocks ranked 11th in the nation in rebound margin at +9.4.

## Walkin' on Sunshine

Senior guard Ieasia Walker has shown tremendous leadership in guiding this season's team that includes four newcomers among its nine active players to a 20-4 record. Walker showed patience through the non-conference season, stepping out of the spotlight to allow her younger teammates to find their way on offense while still providing dominant defense borne of quick hands and lightning fast reflexes.

In SEC play, however, Walker as re-asserted herself offensively raising her scoring average from 8.5 in non-conference play to 11.0 in SEC action. She turned up the scoring while still contributing 2.9 assists (14th in the SEC) and an SEC-leading 3.0 steals per game in league play.

In evidence that she has spent her career as an all-around contributor, Walker joins Kentucky's Adia Mathies and Georgia's Jasmine James as the only active SEC players to have amassed at least 1,000 points in combination with 200 career assists and 200 career steals. In South Carolina history, just 11 Gamecocks have reached all three plateaus. Only five of those have more career rebounds than Walker's 446, including two who played prior to the Gamecocks joining the SEC.

## Movin' On Up

South Carolina seniors Ashley Bruner and Ieasia Walker have made the most of their time in the Garnet and Black, posting and heading toward significant milestones while moving up the all-time leaderboards in several categories.

Bruner made the first move by becoming just the 26th Gamecock to pull down at least 500 career rebounds, hitting the mark as part of her seven-rebound outing at Seton Hall (Dec. 2). On Feb. 7 at Alabama, she became just the 18th Gamecock to grab 600 career rebounds as part of her eighth career double-double. Bruner is currently 18th on the total rebounding list with 611, needing two more boards to reach Beth Hunt (1989-90) in 17th place at 613.

Walker joined the 1,000-point club 18 points into her 24-point performance against LSU (Jan. 17) at Carolina Coliseum. She is just the 28th Gamecock to reach the plateau and is one of just 12 in the group to pair the milestone with at least 200 career steals. Walker hit that mark with five swipes against Western Carolina (Dec. 29). She moved into the program's top 10 in that category on the same night she scored her 1,000th point, swiping five steals from the Lady Tigers to get to 216 and climb into sixth place in school history. Currently in fourth place at 234, Shannon Johnson's third-place spot (260) is 26 steals away.

## 2012-13 Double-Doubles

### Aleighsa Welch (7)

11/15	Savannah State	13 pts/12 rebs
11/22	vs. Hampton	16 pts/11 rebs
11/23	vs. Florida Gulf Coast	14 pts/11 rebs
11/28	Drexel	12 pts/15 rebs
12/2	at Seton Hall	14 pts/10 rebs
12/21	SC State	16 pts/14 rebs
2/7	at Alabama	16 pts/10 rebs

### Ashley Bruner (3)

11/24	vs. DePaul	11 pts/12 rebs
1/17	LSU	13 pts/12 rebs
2/7	at Alabama	15 pts/11 rebs

### Tiffany Mitchell (2)

12/2	at Seton Hall	13 pts/11 rebs
12/21	SC State	21 pts/11 rebs

## AP Top 25

(Week of Feb. 11)

1.	Baylor	22-1
2.	Notre Dame	22-1
3.	Connecticut	22-1
4.	Stanford	22-2
5.	Duke	21-1
6.	California	21-2
7.	Maryland	19-3
8.	Penn State	20-3
9.	Kentucky	21-3
10.	Louisville	20-4
11.	Texas A&M	19-5
12.	Tennessee	19-5
13.	Georgia	20-4
14.	North Carolina	22-3
15.	UCLA	19-4
16.	<b>South Carolina</b>	<b>20-4</b>
17.	Dayton	21-1
18.	Purdue	18-5
19.	Florida State	19-4
20.	Delaware	20-3
21.	Colorado	18-5
22.	Oklahoma	18-5
23.	Syracuse	19-3
24.	Iowa State	17-5
25.	Oklahoma State	16-6

## USA Today Coaches Top 25

(Week of Feb. 11)

1.	Baylor	22-1
2.	Connecticut	22-1
3.	Notre Dame	22-1
4.	Duke	21-1
5.	Stanford	22-2
6.	California	21-2
7.	Kentucky	21-3
8.	Maryland	19-3
9.	Penn State	20-3
10.	Tennessee	19-5
11.	Louisville	20-4
12.	Georgia	20-4
13.	Texas A&M	19-5
14.	<b>South Carolina</b>	<b>20-4</b>
15.	Dayton	21-1
16.	UCLA	19-4
17.	North Carolina	22-3
18.	Purdue	18-5
19.	Oklahoma	18-5
20.	Florida State	19-4
21.	Syracuse	19-3
22.	Delaware	20-3
23.	Iowa State	17-5
24.	Oklahoma State	16-6
25.	Colorado	18-5

## South Carolina's Record When...

	SEC Only	All Games
Record.....	8-3.....	20-4
Playing a ranked opponent.....	1-3.....	1-4
Playing at home .....	4-1.....	11-2
Playing on the road .....	4-1.....	6-1
Playing at neutral site .....	0-0.....	3-0
Leading at half .....	7-0.....	18-0
Trailing at half .....	0-2.....	1-3
Tied at half .....	1-1.....	1-1
Playing an overtime game .....	0-0.....	1-0
0 players score in double-figures .....	0-0.....	0-0
1 player scores in double-figures .....	1-1.....	3-1
2 players score in double-figures .....	4-1.....	7-2
3 players score in double-figures .....	2-1.....	7-1
4 players score in double-figures .....	1-0.....	2-0
5 players score in double-figures .....	0-0.....	1-0
Starters out-score opponent's starters .....	6-2.....	18-2
Opponent's starters score equal/more .....	2-1.....	2-2
Bench out-scores opponent's bench .....	5-0.....	12-1
Opponent's bench scores equal/more.....	3-3.....	8-3
Shooting 50% or better .....	0-0.....	1-0
Shooting between 40-49% .....	3-0.....	9-0
Shooting between 30-39% .....	4-1.....	9-1
Shooting less than 30% .....	1-2.....	1-3
Opponent shoots 50% or better.....	0-1.....	0-1
Opponent shoots between 40-49% .....	1-0.....	3-1
Opponent shoots between 30-39% .....	5-2.....	11-2
Opponent shoots less than 30% .....	2-0.....	6-0
Shooting better than opponent.....	5-0.....	15-0
Shooting worse than/equal to opponent .....	3-3.....	5-4
Having more FTs made than opponent .....	7-2.....	15-2
Having equal/less FTs made than opponent .....	1-1.....	5-2
Out-rebounding opponent.....	5-2.....	17-2
Having equal/less rebounds than opponent .....	3-1.....	3-2
Having more TOs than opponent .....	2-1.....	5-1
Having equal or less TOs than opponent.....	6-2.....	15-3
Attempting more FT than 3FG.....	7-2.....	17-2
Attempting equal/less FT than 3FG .....	1-1.....	3-2
Making 5 or more 3FGs.....	3-0.....	8-0
Making less than 5 3FGs.....	5-3.....	12-4
Making no 3 FGs.....	1-1.....	4-1
Attempting 15 or more 3FGs.....	4-1.....	10-2
Attempting less than 15 3FGs.....	4-2.....	11-2

	SEC Only	All Games
No South Carolina players foul out .....	7-2.....	19-3
One or more South Carolina players foul out.....	1-1.....	1-1
Having 10 or more assists.....	4-0.....	10-0
Having less than 10 assists.....	4-3.....	10-4
Scoring more pts. in paint than opponent .....	5-0.....	17-0
Scoring equal/less pts. in paint than opponent .....	3-3.....	3-4
Scoring more pts. off TOs than opponent .....	5-2.....	16-3
Scoring equal/less pts. off TOs than opponent.....	3-1.....	4-1
Scoring more 2nd-chance pts. ....	7-1.....	19-1
Scoring equal/less 2nd-chance pts.....	1-2.....	1-3
Scoring more fast break pts.....	6-1.....	15-1
Scoring equal/less fast break pts.....	2-2.....	5-3
Wearing white uniforms.....	4-2.....	13-3
Wearing black uniforms .....	4-1.....	7-1
Wearing garnet uniforms.....	0-0.....	0-0
Playing in tournaments/classics .....	0-0.....	3-0
Playing on live television .....	2-2.....	5-3
Playing in November.....	0-0.....	8-0
Playing in December .....	0-0.....	4-1
Playing in January .....	6-2.....	6-2
Playing in February .....	2-1.....	2-1
Playing in March.....	0-0.....	0-0
Playing during the day.....	4-2.....	11-2
Playing at night.....	4-1.....	9-2
Playing on Sunday.....	4-2.....	7-2
Playing on Monday.....	0-0.....	1-0
Playing on Tuesday.....	0-0.....	0-0
Playing on Wednesday.....	0-0.....	2-1
Playing on Thursday.....	4-1.....	6-1
Playing on Friday .....	0-0.....	3-0
Playing on Saturday.....	0-0.....	2-0
Margin is 5 pts. or less.....	2-2.....	3-3
Margin is between 6-10.....	3-0.....	4-0
Margin is between 11-20.....	3-1.....	8-1
Margin is more than 20.....	0-0.....	5-0
Having a 20-pt. scorer .....	1-0.....	2-0
Having a 30-pt. scorer .....	0-0.....	0-0
Scoring 49 points or less.....	1-2.....	2-3
Scoring 50-59 points.....	3-1.....	6-1
Scoring 60-69 points.....	4-0.....	9-0
Scoring 70-79 points.....	0-0.....	2-0
Scoring 80-89 points.....	0-0.....	1-0
Scoring 90-99 points.....	0-0.....	0-0

## 2012-13 Team High / Low

South Carolina	Game Highs		Game Lows	
POINTS	82	at Louisiana Tech 11/12/12	40	at Georgia, 1/13/13
FIELD GOALS MADE	31	Savannah State, 11/15/12 Elon, 11/9/12	14	at Mississippi State, 1/6/13
FIELD GOAL ATTEMPTS	70	Elon, 11/9/12	39	at Mississippi State, 1/6/13
FIELD GOAL PERCENTAGE	.500 (28-56)	Western Carolina, 12/29/12	.234 (15-64)	at Florida, 1/20/13
3 PT FIELD GOALS MADE	9	Savannah State, 11/15/12	0	at Georgia, 1/13/13 at Mississippi State, 1/6/13 vs. DePaul, 11/24/12 Clemson, 11/18/12 Elon, 11/9/12
3 PT FG ATTEMPTS	25	Savannah State, 11/15/12	2	at Mississippi State, 1/6/13
3 PT FG PERCENTAGE	.667 (6-9)	Western Carolina, 12/29/12	.000 (0-14)	Clemson, 11/18/12 Elon, 11/9/12
FREE THROWS MADE	32	at Mississippi State, 1/6/13	4	Western Carolina, 12/29/12
FREE THROW ATTEMPTS	50	at Mississippi State, 1/6/13	13	at Arkansas, 1/27/13 vs. Florida Gulf Coast, 11/23/12 Savannah State, 11/15/12
FREE THROW PERCENTAGE	.679 (19-28)	Auburn, 2/3/13	.286 (4-14)	Western Carolina, 12/29/12
REBOUNDS	59	at Florida, 1/20/13	28	Auburn, 2/3/13
ASSISTS	20	at Louisiana Tech 11/12/12	1	vs. DePaul, 11/24/12
STEALS	15	Furman, 12/9/12	4	at Florida, 1/20/13 Savannah State, 11/15/12
BLOCKED SHOTS	9	Furman, 12/9/12	0	at Georgia, 1/13/13 vs. Florida Gulf Coast, 11/23/12
TURNOVERS	29	vs. Hampton, 11/22/12	7	Stanford, 12/19/12 at Louisiana Tech 11/12/12
FOULS	19	Stanford, 12/19/12 Clemson, 11/18/12	8	at Seton Hall, 12/2/12
Opponent	Game Highs		Game Lows	
POINTS	73	Tennessee, 1/3/13	34	vs. Hampton, 11/22/12
FIELD GOALS MADE	28	Tennessee, 1/3/13	11	Furman, 12/9/12 vs. Hampton, 11/22/12 Clemson, 11/18/12
FIELD GOAL ATTEMPTS	64	vs. DePaul, 11/24/12	44	vs. Florida Gulf Coast, 11/23/12
FIELD GOAL PERCENTAGE	.500 (28-56)	Tennessee, 1/3/13	.193 (11-57)	vs. Hampton, 11/22/12
3 PT FIELD GOALS MADE	7	Drexel, 11/28/12 vs. Florida Gulf Coast, 11/23/12	0	Stanford, 12/19/12
3 PT FG ATTEMPTS	29	vs. Florida Gulf Coast, 11/23/12	4	Stanford, 12/19/12
3 PT FG PERCENTAGE	.583 (7-12)	Drexel, 11/28/12	.000 (0-4)	Stanford, 12/19/12
FREE THROWS MADE	20	Vanderbilt, 1/10/13 Clemson, 11/18/12	2	at Seton Hall, 12/2/12
FREE THROW ATTEMPTS	24	Clemson, 11/18/12 at Louisiana Tech 11/12/12	4	at Seton Hall, 12/2/12
FREE THROW PERCENTAGE	1.000 (10-10)	Furman, 12/9/12	.500 (6-12) .500 (6-12) .500 (2-4)	Texas A&M, 2/10/13 LSU, 1/17/13 at Seton Hall, 12/2/12
REBOUNDS	50	Texas A&M, 2/10/13	20	vs. Florida Gulf Coast, 11/23/12
ASSISTS	13	Auburn, 2/3/13 LSU, 1/17/13	2	Furman, 12/9/12
STEALS	13	vs. Hampton, 11/22/12	0	Furman, 12/9/12
BLOCKED SHOTS	11	Tennessee, 1/3/13 Stanford, 12/19/12	0	Auburn, 2/3/13 vs. DePaul, 11/24/12 at Louisiana Tech 11/12/12
TURNOVERS	24	Furman, 12/9/12	9	at Florida, 1/20/13
FOULS	33	SC State, 12/21/12	13	Tennessee, 1/3/13 Savannah State, 11/15/12



# Staley Era Team Records

*Italics indicates set in 2012-13*

## Scoring

Most	Points
1. at Clemson, 11/19/09	92
2. vs. North Carolina, 12/20/09	85
3. <i>at Louisiana Tech, 11/12/12</i>	82
4. at Alabama, 1/10/10	80
vs. Eastern Michigan, 3/17/12	80

Fewest	Points
1. at Stanford, 11/26/10	32
2. vs. Georgia, 3/4/11	34
3. vs. Mississippi State, 3/5/09	39
4. <i>at Georgia, 1/13/13</i>	40
5. at Mississippi State, 2/26/09	41

Fewest Allowed	Points
1. vs. South Carolina State, 12/14/11	21
2. vs. Presbyterian, 11/27/11	24
3. vs. Furman, 12/11/11	33
vs. Savannah State, 12/5/10	33
5. <i>vs. Hampton, 11/22/12</i>	34
vs. Ohio University, 11/28/08	34

Most Allowed	Points
1. at Clemson, 11/19/09	94
2. vs. North Carolina, 12/20/09	93
3. vs. Xavier, 11/12/10	84
4. at Tennessee, 2/17/11	82
at Florida, 2/22/09	82

## Margin of Outcome

Victory	Score	Margin
1. vs. South Carolina State, 12/14/11	66-21	+45
2. vs. Furman, 12/11/11	72-33	+39
3. <i>vs. Furman, 12/9/12</i>	69-35	+34
4. <i>vs. Elon, 11/9/12</i>	77-44	+33
5. vs. Eastern Michigan, 3/17/12	80-48	+32

Defeat	Score	Margin
1. at Stanford, 11/26/10	32-70	-38
2. vs. Georgia, 3/4/11	34-66	-32
3. vs. Stanford, 12/19/08	47-78	-31
4. at Penn State, 11/21/10	48-78	-30
5. vs. Connecticut, 12/28/08	48-77	-29

## Field Goals

Made	FGM
1. vs. North Carolina, 12/20/09	34
at Clemson, 11/19/09	34
3. vs. North Carolina, 12/18/11	33
4. vs. Eastern Michigan, 3/17/12	32
5. <i>7 Times, Last vs. Savannah State, 11/15/1231</i>	

Attempts	FGA
1. vs. Penn State, 11/20/11	76
2. at Clemson, 11/19/09	74
3. vs. Tennessee, 1/20/11	73
4. vs. NC State, 12/13/09	71
5. <i>vs. Elon, 11/9/12</i>	70
vs. North Carolina, 12/18/11	70
at Florida, 2/22/09	70

Highest Percentage (Min. 40 FGA)	FGM-A	Pct
1. at Alabama, 1/10/10	31-52	.596
2. at Alabama, 2/19/12	25-45	.556
3. vs. Kentucky, 1/14/10	31-56	.554
4. vs. Eastern Michigan, 3/17/12	32-60	.533
5. vs. Presbyterian, 12/28/10	25-48	.521

Lowest Percentage (Min. 40 FGA)	FGM-A	Pct
1. at Stanford, 11/26/10	12-55	.218
2. vs. Georgia, 3/4/11	12-52	.231
3. at Kentucky, 2/5/09	13-55	.236
4. at Georgia, 1/2/11	13-54	.241
5. at Penn State, 11/21/10	17-70	.243

Lowest Percentage Allowed	FGM-A	Pct
1. vs. South Carolina State, 12/14/11	6-48	.125
2. <i>vs. Hampton, 11/22/12</i>	11-57	.193
3. <i>vs. Furman, 12/9/12</i>	11-46	.239
<i>vs. Clemson, 11/18/12</i>	11-46	.239
5. vs. Presbyterian, 11/27/11	10-40	.250
vs. Furman, 12/11/11	11-44	.250

Highest Percentage Allowed	FGM-A	Pct
1. vs. Connecticut, 12/28/08	35-62	.565
vs. Florida, 1/9/11	26-46	.565
3. vs. Xavier, 11/12/10	34-61	.557
4. at Kentucky, 1/13/11	30-55	.545
5. vs. Vanderbilt, 2/27/11	27-50	.540

## 3-Point Field Goals

Made	3FGM
1. <i>vs. Savannah State, 11/15/12</i>	9
at Arkansas, 2/6/11	9
at Ole Miss, 1/16/11	9
vs. North Carolina, 12/18/11	9
vs. Ole Miss, 1/26/12	9

Attempts	3FGA
1. vs. Penn State, 11/20/11	29
2. vs. North Carolina, 12/19/10	28
3. <i>vs. Savannah State, 11/15/12</i>	25
at Ole Miss, 1/16/11	25
5. vs. Georgia, 2/16/12	23
vs. Boston University, 12/28/09	23
at Florida, 2/22/09	23

Percentage (Min. 5 3FGA)	3FGM-A	Pct
1. <i>vs. Western Carolina, 12/29/12</i>	6-9	.667
at Alabama, 1/10/10	8-12	.667
vs. Charlotte, 12/21/08	8-12	.667
4. vs. Florida, 2/12/12	8-13	.615
5. at Alabama, 2/19/12	5-9	.556

## Free Throws

Made	FTM
1. <i>at Mississippi State, 1/6/13</i>	32
2. <i>vs. SC State, 12/21/12</i>	27
3. at Ole Miss, 1/22/09	26
4. vs. Charlotte, 12/21/08	24
5. at Georgia, 1/2/11	23
vs. Auburn, 1/8/09	23

Attempts	FTA
1. <i>at Mississippi State, 1/6/13</i>	50
2. <i>vs. SC State, 12/21/12</i>	44
3. at Xavier, 11/30/11	38
4. <i>vs. Clemson, 11/18/12</i>	35
5. at Georgia, 1/2/11	34
vs. Penn State, 11/22/09	34
at Clemson, 11/19/09	34

Percentage (Min. 10 FTA)	FTM-A	Pct
1. vs. Auburn, 1/2/09	23-26	.885
2. vs. San Diego State, 11/28/09	14-16	.875
3. at Tennessee, 1/7/10	10-12	.833
4. at Auburn, 2/4/10	9-11	.818
5. vs. Davidson, 11/24/08	13-16	.813

## Rebounding

Total	Rebs
1. <i>at Florida, 1/20/13</i>	59
2. <i>vs. Hampton, 11/22/12</i>	57
3. <i>at Alabama, 2/7/13</i>	53
<i>vs. Elon, 11/9/12</i>	53
vs. Brown, 12/29/09	53

Offensive	OREbs
1. <i>vs. Elon, 11/9/12</i>	29
2. vs. College of Charleston, 11/23/11	27
3. <i>at Florida, 1/20/13</i>	26
4. <i>vs. Savannah State, 11/15/12</i>	25
vs. Penn State, 11/20/11	25
at Penn State, 11/21/10	25

Defensive	DRebs
1. <i>vs. Hampton, 11/22/12</i>	39
2. vs. Charlotte, 11/16/09	35
3. <i>at Florida, 1/20/13</i>	33
at Ole Miss, 1/22/09	33
5. <i>vs. DePaul, 11/24/12</i>	32
vs. Jacksonville, 12/30/08	32

Margin	Rebs	Margin
1. <i>at Alabama, 2/7/13</i>	53-24	+29
2. <i>vs. Florida Gulf Coast, 11/23/12</i>	46-20	+26
3. <i>vs. Hampton, 11/22/12</i>	57-32	+25
4. <i>vs. Savannah State, 11/15/12</i>	50-26	+24
5. vs. Alabama, 1/23/11	49-27	+22

## Assists

Game	Assists
1. <i>at Louisiana Tech, 11/12/12</i>	22
vs. Eastern Michigan, 3/17/12	22
3. vs. Alabama, 2/15/09	20
4. 4 times, Last vs. North Carolina, 12/18/11	19

## Steals

Game	Steals
1. vs. Furman, 12/11/11	21
2. vs. NC State, 12/12/10	16
vs. USC Upstate, 12/16/08	16
4. <i>vs. Furman, 12/9/12</i>	15
vs. High Point, 12/2/09	15
vs. Davidson, 11/24/08	15

## Blocked Shots

Game	Blocks
1. vs. Eastern Michigan, 3/17/12	11
vs. Furman, 12/11/11	11
3. <i>vs. Furman, 12/9/12</i>	9
at NC State, 12/4/11	9
vs. Alabama A&M, 11/14/11	9

## Turnovers

Fewest	TOs
1. at Tennessee, 2/2/12	4
2. vs. Georgia, 3/2/12	5
vs. Ole Miss, 3/3/11	5
4. <i>vs. Stanford, 12/19/12</i>	7
<i>at Louisiana Tech, 11/12/12</i>	7
vs. Tennessee, 3/3/12	7

Most	TOs
1. at Wake Forest, 12/3/08	32
2. <i>vs. Hampton, 11/22/12</i>	29
vs. Kentucky, 1/15/12	29
4. at Kentucky, 1/13/11	28
5. vs. Jacksonville, 12/30/08	26

## The Last Time ...

### Individual

#### Scored 50 Points

**South Carolina** 51, Jocelyn Penn vs. Stetson, 1/4/03  
**Opponent** Never

#### Scored 40 Points

**South Carolina** 51, Jocelyn Penn vs. Stetson, 1/4/03  
**Opponent** 46, Cornelia Gayden, LSU, 1/14/95

#### Scored 30 Points

**South Carolina** 30, Ieasia Walker vs. Clemson, 11/18/10  
**Opponent** 32, LaQueta Ferguson, Florida International, 11/25/07

#### Grabbed 20 Rebounds

**South Carolina** 25, Kelsey Bone vs. Boston University, 12/28/09  
**Opponent** 24, Courtney Paris, Oklahoma, 12/30/07

#### Grabbed 15 Rebounds

**South Carolina** 15, Aleighsa Welch vs. Drexel, 11/28/12  
**Opponent** 15, Kelsey Bone, Texas A&M, 2/10/13

#### Two Players with 20 or More Points

**South Carolina** La'Keisha Sutton 21/Markeshia Grant 20 vs. North Carolina, 12/18/11  
**Opponent** Angie Bjorklund 23/Shekinna Stricklen 21, Tennessee, 1/17/10

#### Two Players with 10 or More Rebounds

**South Carolina** Ashley Bruner 11/Aleighsa Welch 10 at Alabama, 2/7/13  
**Opponent** Quistelle Williams 10/Berna Calli 10, Arkansas, 1/27/13

#### Had 10 Assists

**South Carolina** 10, Samone Kennedy at Florida, 2/24/08  
**Opponent** 11, Marneshia Richard, Mississippi State, 1/21/07

#### Had Five Steals

**South Carolina** 5, Ashley Bruner and Ieasia Walker at Arkansas, 1/27/13  
**Opponent** 5, Sam Ramirez, Appalachian State, 3/16/11

#### Had Five Blocked Shots

**South Carolina** 5, Elem Ibiam vs. Western Carolina, 12/29/12  
**Opponent** 7, Isabelle Harrison, Tennessee, 1/3/13

#### Had a Double-Double

**South Carolina** Ashley Bruner (15 pts/11 rebs) and Aleighsa Welch (16 pts/10 rebs) at Alabama, 2/7/13  
**Opponent** Kelsey Bone (13 pts/15 rebs), Texas A&M, 2/10/13

#### Two Players had a Double-Double

**South Carolina** Ashley Bruner (15 pts/11 rebs) and Aleighsa Welch (16 pts/10 rebs) at Alabama, 2/7/13  
**Opponent** Chiney Ogumike (11 pts/10 rebs)/Nnemkadi Ogumike (39 pts/10 rebs), Stanford, 3/24/12

#### Had a Triple-Double

**South Carolina** Iva Sliskovic (18 pts, 15 rebs, 10 assts) vs. High Point, 12/20/06  
**Opponent** Never

### Team

#### Scored 100 Points

**South Carolina** 102 vs. North Carolina A&T, 3/21/08  
**Opponent** 103, Clemson, 11/21/03

#### Won by 30 or More Points

**South Carolina** 69-35 (34) vs. Furman, 12/9/12  
**Opponent** 66-34 (32), Georgia, 3/4/11

#### Shot 65% or Better from the Field

**South Carolina** .652 (45-69) vs. East Tennessee State, 12/19/00  
**Opponent** Never

#### Shot 60% or Better from the Field

**South Carolina** .608 (31-51) vs. Jackson State, 12/7/07  
**Opponent** .604 (29-48), Vanderbilt, 1/18/01

#### Shot 50% or Better from the Field

**South Carolina** .500 (28-56) vs. Western Carolina, 12/29/12  
**Opponent** .500 (28-56), Tennessee, 1/3/13

#### No Players in Double-Figure Points

**South Carolina** at Auburn, 1/19/12  
**Opponent** SC State, 12/14/11

#### Five Players in Double-Figure Points

**South Carolina** at Louisiana Tech, 11/12/12  
**Opponent** Arkansas, 2/14/10

#### Faced AP Top-25 Opponent

**Win** 55-50 vs. No. 5 Kentucky, 1/24/13  
**Loss** 50-48 vs. No. 14 Texas A&M

#### Faced AP Top-10 Opponent

**Win** 55-50 vs. No. 5 Kentucky, 1/24/13  
**Loss** 49-53 vs. No. 1 Stanford, 12/19/12

#### Faced AP Top-5 Opponent

**Win** 55-50 vs. No. 5 Kentucky, 1/24/13  
**Loss** 49-53 vs. No. 1 Stanford, 12/19/12

#### Faced AP No. 1 Team

**Win** Never  
**Loss** 49-53 vs. No. 1 Stanford, 12/19/12

#### Overtime Game

**Win** 58-55 vs. Drexel, 11/28/12  
**Loss** 60-74 vs. Vanderbilt, 2/27/11

#### Double-Overtime Game

**Win** 92-91 at Florida State, 2/4/91  
**Loss** 92-94 at Clemson, 11/19/09

#### South Carolina Was Ranked (AP Poll)

**AP No. 1** Never  
**AP Top 10** No. 10, 2/18/02  
**AP Top 25** No. 16, 2/11/13



# Ashley Bruner

#21

**6-0 • Senior**  
**Forward**  
**Norman, Okla.**  
**Norman**

## Miscellaneous Stats

	2012-13 Games	Career Games	Career Record
Double-Double	3	8	5-3
10+ Points	11	31	24-7
10+ Rebounds	5	11	8-3
Team-High Points	6	11	9-2
Team-High Rebs.	8	31	17-14
Team-High Assts.	6	7	6-1

- Has started every game this season
- Ranks 10th in SEC in rebounds per game and sixth in offensive rebounds per game (3.2)
- Has three double-doubles this season (vs. DePaul, LSU, at Alabama)
- Led team in scoring six times (Elon, at LA Tech, Clemson, vs. FGCU, vs. DePaul, at Arkansas)
- Led team in rebounding eight times (Savannah State, Clemson, vs. Hampton, vs. DePaul, Stanford, LSU, at Alabama, Texas A&M)
- Has scored in double figures 11 times and pulled down double-figure rebounds eight times
- Scored 14 of her 15 points at Alabama (Feb. 7) in the first half, grabbing six of her team-high 11 boards on offensive end while handing out a team-high four assists
- Pulled down six of her team-high nine rebounds against Texas A&M (Feb. 10) in second half
- Posted seven of her 11 points at Arkansas (Jan. 27) in the second half, including four of the Gamecocks' last seven
  - Swiped a steal in final 12 seconds with the Gamecocks clinging to a four-point lead over #5/4 Kentucky (Jan. 24)
- Scored eight of her 14 points and grabbed five of her nine rebounds at Florida (Jan. 20) in the second half, including a pair of free throws and a rebound in the final 30 seconds to help seal the victory
- Played solid all-around game against LSU (Jan. 17), posting a double-double and a team-high four assists (tying her career high) ... tied her season high with 12 rebounds, including seven in second half, during which she scored nine of her 13 points
- Reeled in seven of her eight rebounds at #13/12 Georgia (Jan. 13) in the second half
- Grabbed all seven of her rebounds against Vanderbilt (Jan. 10) in second half as Gamecocks held off more efficient Commodore offense
- Scored five of her seven points at Mississippi State (Jan. 6) at the free throw line, including four during an 8-2 run in the first half to open a nine-point lead
- Snagged four of her six rebounds against Tennessee (Jan. 3) on the offensive end and scored 10 of her 12 points in the first half while adding four steals in the game
- Pulled down her 500th career rebound at Seton Hall (Dec. 2), making her the 26th Gamecock to reach the plateau
- Ranks fourth among active SEC players and 25th in school history in career rebounds (523) – needs 34 to reach Melanie Johnson (2005-07) in 24th place
- Snagged five of her eight rebounds against SC State (Dec. 21) on the offensive end to help her tie her career high with four assists
- Battled Stanford's frontcourt (Dec. 19) for a team-high eight rebounds in near miss against nation's top team
- All-Tournament selection at the Paradise Jam after averaging 10.3 points and 9.3 rebounds over the three games at the event
- Posted all of her 12 points and eight rebounds vs. Drexel (Nov. 28) after halftime, including the game-winning basket and final defensive rebound in overtime
- Posted her first double-double of the season against DePaul (Nov. 24) with 11 points and 12 rebounds

## Career Highs – All Games

**Pts** ..... 18 vs. Savannah State, 12/5/10  
**FG** ..... 8, 2x, last at LA Tech, 11/12/12  
**FGA**... 16 vs. Alabama A&M, 11/14/11  
**FG %** ..... 1.00 (8-8) vs. Florida, 1/9/11  
**FT** ..... 6 vs. Charlotte, 3/20/11  
**FTA** ..... 14 at Florida, 1/20/13  
**FT %** ..... 1.00 (4-4), 2x, last, vs. Auburn, 1/19/12  
**Rebs** ..... 18 vs. Penn State, 11/20/11  
**Off Rebs** ..... 9 vs. Penn State, 11/20/11  
**Def Rebs** ..... 9 vs. Penn State, 11/20/11  
**Blks** ..... 4, 2x, last, vs. Savannah St., 12/5/10  
**Stls** ..... 5, 2x, last at Arkansas, 1/27/13  
**Assts** ..... 4, 3x, last at Alabama, 2/7/13  
**Min** ..... 37, 3x, last at Florida, 1/20/13

## Career – SEC Games

**Pts** ..... 16, 2x, last vs. Florida, 1/9/11  
**FG** ..... 8 vs. Florida, 1/9/11  
**FGA** ..... 14 vs. LSU, 1/17/13  
**FG %** ..... 1.000 (8-8) vs. Florida, 1/9/11  
**FT** ..... 5 at Mississippi State, 1/6/13  
**FTA** ..... 14 at Florida, 1/20/13  
**FT %** ..... 1.000 (4-4) vs. Auburn, 1/19/12  
**Rebs** ..... 12 vs. LSU, 1/17/13  
**Off Rebs** ..... 6, 4x, last at Ala., 2/7/13  
**Def Rebs** ..... 8 vs. LSU, 1/17/13  
**Blks** ... 2, 6x, last vs. Arkansas, 2/26/12  
**Stls** ..... 5 at Arkansas, 1/27/13  
**Assts** ..... 4, 2x, last at Alabama, 2/7/13  
**Min** ..... 37, 2x, last at Florida, 1/20

## Season Highs – All Games

**Pts** ..... 17 at LA Tech, 11/12  
**FG** ..... 8 at LA Tech, 11/12  
**FGA** ..... 14, 2x, last vs. LSU, 1/17  
**FG %** ... .800 (8-10) at LA Tech, 11/12  
**FT** ..... 5 at Mississippi State, 1/6  
**FTA** ..... 14 at Florida, 1/20  
**FT %** ... .750 (3-4) vs. Stanford, 12/19  
**Rebs** ..... 12, 4x, last vs. LSU, 1/17  
**Off Rebs** ..... 6 at Alabama, 2/7  
**Def Rebs** ..... 8, 2x, last vs. LSU, 1/17  
**Blks** ..... 2, 3x, last vs. SC State, 12/21  
**Stls** ..... 5, 2x, last at Arkansas, 1/27  
**Assts** ..... 4, 3x, last at Alabama, 2/7  
**Min** ..... 37, 3x, last at Florida, 1/20

## Season Highs – SEC Games

**Pts** ..... 15 at Alabama, 2/7  
**FG** ..... 7 at Alabama, 2/7  
**FGA** ..... 14 vs. LSU, 1/17  
**FG %** ..... .600 (3-5) vs. Auburn, 2/3  
**FT** ..... 5 at Mississippi State, 1/6  
**FTA** ..... 14 at Alabama, 1/20  
**FT %** ..... .500 (4-8) vs. Tennessee, 1/3  
**Rebs** ..... 12 vs. LSU, 1/17  
**Off Rebs** ..... 6 at Alabama, 2/7  
**Def Rebs** ..... 8 vs. LSU, 1/17  
**Blks** ..... 1, 5x, last vs. Auburn, 2/3  
**Stls** ..... 5 at Arkansas, 1/27  
**Assts** ..... 4, 2x, last at Alabama, 2/7  
**Min** ..... 37, 2x, last at Florida, 1/20

## 2012-13 Game-by-Game Stats

Date	Opponent	GS	MIN	FG-A	3FG-A	FT-A	Reb	PF	A	TO	B	S	TP	
11/9	Elon	*	24	7-11	0-0	1-5	3	0	0	2	0	0	15	
11/12	at LA Tech	*	22	8-10	0-0	1-3	2	3	3	0	0	0	17	
11/15	Savannah State	*	23	4-9	0-0	0-3	12	2	1	2	0	0	8	
11/18	Clemson	*	28	6-12	0-0	4-7	8	3	0	3	0	3	16	
11/22	vs. Hampton	*	28	2-6	0-0	1-9	12	2	2	5	0	1	5	
11/23	vs. Fla. Gulf Coast	*	27	7-12	0-1	1-3	4	2	1	3	0	1	15	
11/24	vs. DePaul	*	37	5-10	0-0	1-7	12	1	0	4	1	1	11	
11/28	Drexel	*	35	5-14	0-0	2-7	8	0	2	3	2	4	12	
12/2	at Seton Hall	*	30	4-8	0-1	1-4	7	1	2	3	0	5	9	
12/9	vs. Furman	*	21	1-6	0-0	0-0	5	2	1	2	2	1	2	
12/19	#1/1 Stanford	*	35	1-9	0-0	3-4	8	3	1	2	0	2	5	
12/21	SC State	*	25	0-5	0-0	1-6	8	0	4	1	2	1	1	
12/29	Western Carolina	*	29	2-8	0-1	0-2	5	0	2	1	1	2	4	
1/3	#12/13 Tennessee	*	29	4-10	0-0	4-8	6	0	1	1	0	4	12	
1/6	at Mississippi State	*	22	1-3	0-0	5-12	5	3	0	2	0	1	7	
1/10	Vanderbilt	*	30	4-7	0-0	1-6	7	3	3	3	1	0	9	
1/13	at #13/12 Georgia	*	37	2-6	0-0	0-0	8	1	1	4	0	1	4	
1/17	LSU	*	35	6-14	0-0	1-3	12	2	4	1	1	1	13	
1/20	at Florida	*	37	5-12	0-0	4-14	9	2	0	1	1	1	14	
1/24	#5/4 Kentucky	*	28	2-9	0-0	1-4	6	4	1	6	1	1	5	
1/27	at Arkansas	*	36	5-12	0-1	1-6	7	1	0	3	0	5	11	
2/3	Auburn	*	29	3-5	0-0	0-2	3	3	1	2	1	1	6	
2/7	at Alabama	*	31	7-13	0-1	1-3	11	2	4	1	0	2	15	
2/10	#14/16 Texas A&M	*	34	3-10	0-0	1-3	9	4	1	1	0	0	9	
Totals			24	712	94-221	0-5	37-124	177	44	35	56	13	38	225
				29.7	.425	.000	.298	7.4		1.5		1.6	0.9	
SEC Totals			11	348	42-101	0-2	21-64	83	25	16	25	5	17	105
				31.6	.416	.000	.328	7.5		1.5		1.8	0.9	



# ASIA DOZIER

- Has played in all but one game this season (Kentucky)
- Has scored in double figures one time
- Scored all five of her points during a 10-3 first-half run at Alabama (Feb. 7)
- Hit a first-half 3 to give Gamecocks 10-point lead against LSU (Jan. 17)
- Drove from the wing for a basket as part of Gamecocks' 25-5 first-half surge that deflated Vanderbilt (Jan. 10) and was solid defensively to earn 20 minutes of playing time, the most by a Gamecock off the bench
- Buried a 3-pointer as part of team's 12-4 run to close the first half and establish a substantial lead over SC State (Dec. 21)
- Hit a huge second-half 3-pointer against #1/1 Stanford (Dec. 19) to pull within two points
- Posted her first double-digit scoring game with 11 points against Savannah State (Nov. 15)
- Handed out five assists at Louisiana Tech (Nov. 12)
- Pulled down 10 rebounds in her college debut against Elon (Nov. 9)

#31

**5-10 • Freshman**  
**Guard**  
**Columbia, S.C.**  
**Spring Valley**

## Miscellaneous Stats

	2012-13	Career	Career
	Games	Games	Record
Double-Double	0	0	0-0
10+ Points	1	1	1-0
10+ Rebounds	1	1	1-0
5+ Assists	1	1	1-0
Team-High Points	0	0	0-0
Team-High Rebs.	0	0	0-0
Team-High Assts.	1	1	1-0

## Career Highs – All Games

Pts ..... 11 vs. Savannah St., 11/15/12  
 FG ..... 4 vs. Savannah St., 11/15/12  
 FGA ..... 10 vs. Savannah St., 11/15/12  
 FG % ..... .667 (2-3) at Alabama, 2/7/13  
 3FG ..... 3 vs. Savannah St., 11/15/12  
 3FGA ..... 9, 2x, last, vs. SC State, 12/21/12  
 3FG % ..... .500 (1-2) at Alabama, 2/7/13  
 FT ..... 4 vs. Elon, 11/9/12  
 FTA ..... 7 vs. Elon, 11/9/12  
 FT % ..... 1.00 (2-2) vs. Hampton, 11/22/12  
 Rebs ..... 10 vs. Elon, 11/9/12  
 Off Rebs ..... 4 vs. Elon, 11/9/12  
 Def Rebs ..... 6 vs. Elon, 11/9/12  
 Blks ..... 1, 4x, last at Miss. State, 1/6/13  
 Stls ..... 2 at LA Tech, 11/12/12  
 Assts ..... 5 at LA Tech, 11/12/12  
 Min ..... 26 vs. Elon, 11/9/12

## Career – SEC Games

Pts ..... 5 at Alabama, 2/7/13  
 FG ..... 2 at Alabama, 2/7/13  
 FGA ..... 7 vs. Tennessee, 1/3/13  
 FG % ..... .667 (2-3) at Alabama, 2/7/13  
 3FG ..... 1, 3x, last at Alabama 2/7/13  
 3FGA ..... 5 vs. Tennessee, 1/3/13  
 3FG % ..... .500 (1-2) at Alabama, 2/7/13  
 FT ..... 1 at Mississippi State, 1/6/13  
 FTA ..... 2 at Mississippi State, 1/6/13  
 FT % ..... .500 (1-2) at Miss. State, 1/6/13  
 Rebs ..... 2, 3x, last at Alabama, 2/7/13  
 Off Rebs ..... 1, 3x, last at Alabama 2/7/13  
 Def Rebs ..... 2 at Mississippi St., 1/6/13  
 Blks ..... 1 at Mississippi State, 1/6/13  
 Stls ..... 1 at Alabama, 2/7/13  
 Assts ..... 2 at Florida, 1/20/13  
 Min ..... 20 vs. Vanderbilt, 1/10/13

## Season Highs – All Games

Pts ..... 11 vs. Savannah St., 11/15  
 FG ..... 4 vs. Savannah St., 11/15  
 FGA ..... 10 vs. Savannah St., 11/15  
 FG % ..... .667 (2-3) at Alabama, 2/7  
 3FG ..... 3 vs. Savannah St., 11/15  
 3FGA ..... 9, 2x, last, vs. SC State, 12/21  
 3FG % ..... .500 (1-2) at Alabama, 2/7  
 FT ..... 4 vs. Elon, 11/9  
 FTA ..... 7 vs. Elon, 11/9  
 FT % ..... 1.00 (2-2) vs. Hampton, 11/22  
 Rebs ..... 10 vs. Elon, 11/9  
 Off Rebs ..... 4 vs. Elon, 11/9  
 Def Rebs ..... 6 vs. Elon, 11/9  
 Blks ..... 1, 4x, last at Miss. State, 1/6  
 Stls ..... 2 at LA Tech, 11/12  
 Assts ..... 5 at LA Tech, 11/12  
 Min ..... 26 vs. Elon, 11/9

## Season Highs – SEC Games

Pts ..... 5 at Alabama 2/7  
 FG ..... 2 at Alabama 2/7  
 FGA ..... 7 vs. Tennessee, 1/3  
 FG % ..... .667 (2-3) at Alabama, 2/7  
 3FG ..... 1, 3x, last at Alabama, 2/7  
 3FGA ..... 5 vs. Tennessee, 1/3  
 3FG % ..... .500 (1-2) at Alabama, 2/7  
 FT ..... 1 at Mississippi State, 1/6  
 FTA ..... 2 at Mississippi State, 1/6  
 FT % ..... .500 (1-2) at Miss. State, 1/6  
 Rebs ..... 2, 3x, last at Alabama, 2/7  
 Off Rebs ..... 1, 3x, last at Alabama, 2/7  
 Def Rebs ..... 2 at Mississippi State, 1/6  
 Blks ..... 1 at Mississippi State, 1/6  
 Stls ..... 1 at Alabama, 2/7  
 Assts ..... 2 at Florida, 1/20  
 Min ..... 20 vs. Vanderbilt, 1/10

## 2012-13 Game-by-Game Stats

Date	Opponent	GS	MIN	FG-A	3FG-A	FT-A	Reb	PF	A	TO	B	S	TP
11/9	Elon	26	0-8	0-6	4-7	10	4	0	2	1	0	4	
11/12	at LA Tech	22	2-5	1-4	0-0	2	2	5	0	0	2	5	
11/15	Savannah State	24	4-10	3-9	0-0	3	4	2	1	0	0	11	
11/18	Clemson	18	0-4	0-3	0-0	5	0	1	1	0	1	0	
11/22	vs. Hampton	19	1-8	1-4	2-2	3	3	0	2	0	0	5	
11/23	vs. Fla. Gulf Coast	16	1-6	0-5	0-0	1	5	1	2	0	0	2	
11/24	vs. DePaul	4	0-1	0-1	0-0	1	0	0	0	0	0	0	
11/28	Drexel	14	1-8	1-6	0-0	1	0	1	0	0	1	3	
12/2	at Seton Hall	10	0-1	0-0	0-0	1	0	0	0	0	0	0	
12/9	vs Furman	21	1-5	1-5	1-2	2	2	0	0	1	0	4	
12/19	#1/1 Stanford	8	2-4	1-3	0-0	0	1	0	0	0	0	5	
12/21	SC State	21	1-9	1-9	0-2	4	1	3	2	0	1	3	
12/29	Western Carolina	17	2-6	1-1	0-3	2	1	1	2	1	1	5	
1/3	#12/13 Tennessee	17	1-7	1-5	0-0	2	0	0	1	0	0	3	
1/6	at Mississippi State	9	0-0	0-0	1-2	2	0	0	0	1	0	1	
1/10	Vanderbilt	20	1-5	0-3	0-0	1	1	1	1	0	0	2	
1/13	at #13/12 Georgia	6	0-2	0-1	0-0	0	0	0	0	0	0	0	
1/17	LSU	12	1-4	1-3	0-0	1	2	0	0	0	0	3	
1/20	at Florida	7	0-6	0-4	0-0	1	0	2	0	0	0	0	
1/24	#5/4 Kentucky	— DNP (Coach's Decision) —											
1/27	at Arkansas	6	0-1	0-1	0-0	1	0	0	0	0	0	0	
2/3	Auburn	4	0-2	0-1	0-0	1	1	0	0	0	0	0	
2/7	at Alabama	8	2-3	1-2	0-0	2	1	1	1	0	1	5	
2/10	#14/16 Texas A&M	4	0-1	0-1	0-0	0	1	0	1	0	0	0	
<b>Totals</b>		<b>0</b>	<b>313</b>	<b>20-106</b>	<b>13-77</b>	<b>8-18</b>	<b>46</b>	<b>29</b>	<b>18</b>	<b>16</b>	<b>4</b>	<b>7</b>	<b>61</b>
			<b>13.6</b>	<b>.189</b>	<b>.169</b>	<b>.444</b>	<b>2.1</b>						<b>2.7</b>
<b>SEC Totals</b>		<b>0</b>	<b>93</b>	<b>5-31</b>	<b>3-21</b>	<b>1-2</b>	<b>11</b>	<b>6</b>	<b>4</b>	<b>4</b>	<b>1</b>	<b>1</b>	<b>14</b>
			<b>9.3</b>	<b>.161</b>	<b>.143</b>	<b>.500</b>	<b>1.2</b>						<b>1.4</b>





# ELEMBIAM

#33

**6-3 • Sophomore  
Center  
Fayetteville, Ga.  
Fayette County**

## Miscellaneous Stats

	2012-13 Games	Career Games	Career Record
Double-Double	0	0	0-0
10+ Points	2	2	2-0
10+ Rebounds	1	1	1-0
5+ Blocks	1	2	2-0
Team-High Points	0	0	0-0
Team-High Rebs.	4	5	5-0
Team-High Assts.	0	0	0-0

- Has played in 22 games this season, missing two due to injury (at LA Tech, Savannah St.)
- Has led the team in rebounding four times (Elon, Furman, Western Carolina, Kentucky)
- Has grabbed double-digit rebounds once
- Has scored in double figures two times
- Netted all of her career-high 12 points during an eight-minute second-half stretch at Alabama (Feb. 7) to help hold off a charge by the Crimson Tide
- Scored six of her eight points against #5/4 Kentucky (Jan. 24) during a 12-4 run that turned a six-point deficit into a two-point lead that helped deliver the win ... Also tied for team-high honors with eight rebounds, including four offensive
- Blocked two shots midway through the second half at Florida (Jan. 20) to help a 10-0 Gamecock run that kept the Gators at bay
  - Grabbed four of her seven rebounds against LSU (Jan. 17) on the offensive end
  - Scored eight of her nine points against Vanderbilt (Jan. 10) during 25-5 first-half surge that propelled team to victory, hitting all four of her shot attempts in the run
  - Netted all five of her points at Mississippi State (Jan. 6) in the second half as Gamecocks pulled away, blocking two shots as well
  - Tied her career high with five blocks against Western Carolina (Dec. 29), tying for third most in Colonial Life Arena history ... Also led team with nine rebounds and scored six of team's last eight first-half points
- Posted seven of her career-high 11 points in the first half against SC State (Dec. 21), including five as part of team's 12-4 run to close the first half to finally establish a substantial lead
- Scored career-high eight points against Furman (Dec. 9), hitting 4-of-8 from the field while grabbing team-high nine rebounds
- Posted her first career double-digit rebound game in season opener against Elon (Nov. 9), pulling in six of her 11 boards on the offensive end

## Career Highs – All Games

**Pts** .....12 at Alabama, 2/7/13  
**FG** .....5 at Alabama, 2/7/13  
**FGA**.....8, 3x, last at Alabama 2/7/13  
**FG %** ....1.000 (2-2) vs. Tennessee, 3/3/12

**FT** .....3, 2x, last at Miss. St., 1/6/13  
**FTA**.....5 at Mississippi State, 1/6/13  
**FT %** .....1.000 (2-2), 2x, last vs. Eastern Michigan, 3/17/12

**Rebs**.....11 vs. Elon, 11/9/12  
**Off Rebs** .....6 vs. Elon, 11/9/12  
**Def Rebs** .....6 vs. Furman, 12/9/12  
**Blks** .....5, 2x, last vs. WCU, 12/29/12  
**Stls**....1, 7x, last vs. Kentucky, 1/24/13  
**Assts** .....2 vs. Eastern Michigan, 3/17/12  
**Min**.....25 vs. WCU, 12/29/12

## Career – SEC Games

**Pts** .....12 at Alabama, 2/7/13  
**FG** .....5 at Alabama, 2/7/13  
**FGA**.....8 at Alabama, 2/7/13  
**FG %** ..... .800 (4-5), 2x, last vs. Kentucky, 1/24/13  
**FT** .....3, 2x, last at Miss. St., 1/6/13  
**FTA**.....5 at Mississippi State, 1/6/13  
**FT %** .... .750 (3-4) vs. Alabama, 1/1/12  
**Rebs**.....8 vs. Kentucky, 1/24/13  
**Off Rebs** ....4, 2x, last vs. Ky., 1/24/13  
**Def Rebs** .....4 vs. Kentucky, 1/24/13  
**Blks** .....2, 3x, last at Florida, 1/20/13  
**Stls**....1, 3x, last vs. Kentucky, 1/24/13  
**Assts** .....1 vs. Arkansas, 2/9/12  
**Min**.....19 at Mississippi State, 1/6/13

## Season Highs – All Games

**Pts** .....12 at Alabama, 2/7  
**FG** .....5 at Alabama, 2/7  
**FGA**.....8, 3x, last at Alabama 2/7  
**FG %** ..... .800 (4-5), 3x, last vs. Kentucky, 1/24

**FT**...3, 2x, last at Mississippi State, 1/6  
**FTA**.....5 at Mississippi State, 1/6  
**FT %** ... .750 (3-4) vs. SC State, 12/21


**Rebs**.....11 vs. Elon, 11/9  
**Off Rebs** .....6 vs. Elon, 11/9  
**Def Rebs** .....6 vs. Furman, 12/9  
**Blks** .....5 vs. WCU, 12/29  
**Stls**....1, 5x, last vs. Kentucky, 1/24/13  
**Assts** .....1, 2x, last vs. WCU, 12/29  
**Min**.....25 vs. WCU, 12/29

## Season Highs – SEC Games

**Pts** .....12 at Alabama, 2/7  
**FG** .....5 at Alabama, 2/7  
**FGA**.....8 at Alabama, 2/7  
**FG %** ..... .800 (4-5), 2x, last vs. Kentucky, 1/24  
**FT**.....3 at Mississippi State, 1/6  
**FTA**.....5 at Mississippi State, 1/6  
**FT %** .... .600 (3-5) at Miss. State, 1/6  
**Rebs**.....8 vs. Kentucky, 1/24  
**Off Rebs** .....4, 2x, last vs. Ky., 1/24  
**Def Rebs** .....4 vs. Kentucky, 1/24  
**Blks** .....2, 3x, last at Florida, 1/20  
**Stls**.....1, 2x, last vs. Kentucky, 1/24  
**Assts** .....  
**Min**.....19 at Mississippi State, 1/6

## 2012-13 Game-by-Game Stats

Date	Opponent	GS	MIN	FG-A	3FG-A	FT-A	Reb	PF	A	TO	B	S	TP
11/9	Elon	17	2-7	0-0	0-2	11	0	0	3	2	1		4
11/12	at LA Tech			— DNP (Injury) —									
11/15	Savannah State			— DNP (Injury) —									
11/18	Clemson	13	2-3	0-0	2-3	0	3	0	1	0	0		6
11/22	vs. Hampton	8	0-1	0-0	1-2	5	1	0	0	1	0		1
11/23	vs. Fla. Gulf Coast	15	0-3	0-0	2-4	4	0	0	0	0	0		2
11/24	vs. DePaul	10	0-0	0-0	0-0	1	1	0	0	0	0		0
11/28	Drexel	12	1-2	0-0	1-2	3	0	0	0	0	0		3
12/2	at Seton Hall	12	0-4	0-0	0-0	1	1	0	0	1	0		0
12/9	vs. Furman	22	4-8	0-0	0-2	9	2	1	1	1	0		8
12/19	#1/1 Stanford	8	0-2	0-0	0-0	3	1	0	1	0	1		0
12/21	SC State	19	4-5	0-0	3-4	2	3	0	0	1	0		11
12/29	Western Carolina	25	4-8	0-0	0-1	9	2	1	0	5	1		8
1/3	#12/13 Tennessee	17	0-4	0-0	0-0	3	2	0	0	1	0		0
1/6	at Mississippi State	19	1-6	0-0	3-5	3	0	0	0	2	0		5
1/10	Vanderbilt	13	4-5	0-0	1-3	2	4	0	2	0	0		9
1/13	at #13/12 Georgia	12	1-2	0-0	0-0	1	2	0	2	0	1		2
1/17	LSU	12	0-3	0-0	0-0	7	1	0	1	2	0		0
1/20	at Florida	16	0-3	0-0	1-2	5	1	0	1	2	0		1
1/24	#5/4 Kentucky	18	4-5	0-0	0-2	8	0	0	0	0	1		8
1/27	at Arkansas	7	1-2	0-0	0-0	1	2	0	1	0	0		2
2/3	Auburn	10	0-0	0-0	0-0	3	2	0	0	0	0		0
2/7	at Alabama	17	5-8	0-0	2-4	5	0	0	2	1	0		12
2/10	#14/16 Texas A&M	5	1-3	0-0	0-2	2	5	0	1	0	0		2
Totals		0	307	34-84	0-0	16-38	88	33	2	16	19	5	84
			14.0	.405	—	.421	4.0						3.8
SEC Totals		0	146	17-41	0-0	7-18	40	19	0	10	8	2	41
			13.3	.415	—	.389	3.6						3.7



# TIFFANY MITCHELL

- Has started every game this season, the only freshman to earn a start
- Has led the team in scoring six times (Clemson, Drexel, Furman, SC State, WCU, Tennessee)
- Has led the team in rebounding six times (at LA Tech, vs. FGCU, at Seton Hall, at Georgia, Auburn)
- Has posted two double-doubles (at Seton Hall, SC State)
- Has scored in double figures 11 times
- Has pulled down double-digit rebounds five times
- Snagged team-high eight rebounds at Arkansas (Jan. 27), including one in final 10 seconds to help secure a win
- Earned second SEC Freshman of the Week honor for production and key effort in wins over Florida and LSU
- Tied her career high with 11 rebounds at Florida (Jan. 20), including six offensive, and hit a pair of free throws to make it a two-possession game with 15 seconds to play
- Turned in solid all-around game vs. LSU (Jan. 17), including key offensive rebound on missed free throw late in second half to help hold off a Lady Tiger comeback
  - Fought through a tough shooting night at #13/12 Georgia (Jan. 13) to lead team with 10 rebounds
  - Hit clutch 3-pointer in second half to stop 6-0 surge by Vanderbilt (Jan. 10) that pulled the Commodores within 10 points midway through the half
  - Tied season high with five offensive boards en route to team-high 14 points against Tennessee (Jan. 3)
  - Shot a career-best 83.3 percent (5-of-6) from field en route to team-high 12 points against Western Carolina
- Posted the team's first 20-point game of the season and her second career double-double with career-high 21 points and 11 rebounds (tying career high) against SC State (Dec. 21)
- Played a season-high 34 minutes against #1/1 Stanford (Dec. 19) due to her attacking offense
- Swiped five steals against Furman (Dec. 9) while leading offense with 16 points to tie her career high
- Posted first career double-double with 13-point, 11-rebound effort at Seton Hall (Dec. 2)
- Hit a pair of 3s against Drexel (Nov. 28), including one late in second half to help force overtime
- Named SEC Freshman of the Week after averaging 13.0 points and 6.3 rebounds over three-game span (13 at LA Tech, 10 vs. Savannah State, 16 vs. Clemson)
- Recorded first career double-digit scoring game at Louisiana Tech (Nov. 12)

#25

**5-9 • Freshman • Guard**  
**Charlotte, N.C.**  
**Providence Day**

## Miscellaneous Stats

	2012-13 Games	Career Games	Career Record
Double-Double	2	2	2-0
20+ Points	1	1	1-0
10+ Points	12	12	10-2
10+ Rebounds	5	5	4-1
Team-High Points	6	6	5-1
Team-High Rebs.	6	6	5-1
Team-High Assts.	2	2	2-0

## Career Highs – All Games

**Pts** .....21 vs. SC State, 12/21/12  
**FG** .....8 vs. Furman, 12/9/12  
**FGA** .....17 vs. Tennessee, 1/3/13  
**FG %** ... .833 (5-6) vs. WCU, 12/29/12  
**3FG** .....2, 5x, last vs. TAMU, 2/10/13  
**3FGA** .....4 vs. Savannah St., 11/15/12  
**3FG %** .....1.000 (2-2), 3x, last vs. WCU, 12/29/12  
**FT** .....9 vs. SC State, 12/21/12  
**FTA** .....13 vs. SC State, 12/21/12  
**FT %** ...1.00 (3-3) vs. Tennessee, 1/3/13  
**Rebs** .....11, 4x, last at Florida, 1/20/13  
**Off Rebs** .....6 at Florida, 1/20/13  
**Def Rebs** .....8, 2x, last at Seton Hall, 12/2/12  
**Blks** .....1, 3x, last vs. LSU, 1/17/13  
**Stls** .....5 vs. Furman 12/9/12  
**Assts** .....4 vs. Savannah State, 11/15/12  
**Min** .....36, 2x, last at Arkansas, 1/13/13

## Career – SEC Games

**Pts** .....14 vs. Tennessee, 1/3/13  
**FG** .....5 vs. Tennessee, 1/3/13  
**FGA** .....17 vs. Tennessee, 1/3/13  
**FG %** ... .500 (3-6), 2x, last vs. TAMU, 2/10/13  
**3FG** .....2 vs. Texas A&M, 2/10/13  
**3FGA** .....3, 3x, last vs. TAMU, 2/10/13  
**3FG %** ... .667 (2-3) vs. TAMU, 2/10/13  
**FT** .....6 vs. LSU, 1/17/13  
**FTA** .....10 vs. LSU, 1/17/13  
**FT %** ...1.00 (3-3) vs. Tennessee, 1/3/13  
**Rebs** .....11 at Florida, 1/20/13  
**Off Rebs** .....6 at Florida, 1/20/13  
**Def Rebs** .....7 at Arkansas, 1/27/13  
**Blks** .....1, 2x last vs. LSU, 1/17/13  
**Stls** .....3 vs. LSU, 1/17/13  
**Assts** .....3 vs. LSU, 1/17/13  
**Min** .....36, 2x, last at Arkansas, 1/13/13

## Season Highs – All Games

**Pts** .....21 vs. SC State, 12/21  
**FG** .....8 vs. Furman, 12/9  
**FGA** .....17 vs. Tennessee, 1/3  
**FG %** ..... .833 (5-6) vs. WCU, 12/29  
**3FG** .....2, 5x, last vs. TAMU, 2/10  
**3FGA** .....4 vs. Savannah St., 11/15  
**3FG %** .....1.000 (2-2), 3x, last vs. WCU, 12/29  
**FT** .....9 vs. SC State, 12/21  
**FTA** .....13 vs. SC State, 12/21  
**FT %** .....1.00 (3-3) vs. Tennessee, 1/3  
**Rebs** .....11, 4x, last at Florida, 1/20  
**Off Rebs** .....6 at Florida, 1/20  
**Def Rebs** .....8, 2x, last at Seton Hall, 12/2  
**Blks** .....1, 3x, last vs. LSU, 1/17  
**Stls** .....5 vs. Furman 12/9  
**Assts** .....4 vs. Savannah State, 11/15  
**Min** .....36, 2x, last at Arkansas, 1/13

## Season Highs – SEC Games

**Pts** .....14 vs. Tennessee, 1/3  
**FG** .....5 vs. Tennessee, 1/3  
**FGA** .....17 vs. Tennessee, 1/3  
**FG %** ... .500 (3-6), 2x, last vs. TAMU 2/10  
**3FG** .....2 vs. Texas A&M, 2/10  
**3FGA** .....3, 3x, last vs. Texas A&M, 2/10  
**3FG %** ... .667 (2-3) vs. Texas A&M, 2/10  
**FT** .....6 vs. LSU, 1/17  
**FTA** .....10 vs. LSU, 1/17  
**FT %** .....1.00 (3-3) vs. Tennessee, 1/3  
**Rebs** .....11 at Florida, 1/20  
**Off Rebs** .....6 at Florida, 1/20  
**Def Rebs** .....7 at Arkansas, 1/27  
**Blks** .....1, 2x, last vs. LSU, 1/17  
**Stls** .....3 vs. LSU, 1/17  
**Assts** .....3 vs. LSU, 1/17  
**Min** .....36, 2x, last at Arkansas, 1/13

## 2012-13 Game-by-Game Stats

Date	Opponent	GS	MIN	FG-A	3FG-A	FT-A	Reb	PF	A	TO	B	S	TP	
11/9	Elon	*	23	4-6	0-1	1-2	2	1	3	1	0	1	9	
11/12	at LA Tech	*	25	5-11	0-2	3-4	8	2	0	2	0	0	13	
11/15	Savannah State	*	25	4-11	1-4	1-3	5	1	4	0	0	1	10	
11/18	Clemson	*	32	7-11	0-1	2-6	6	3	2	1	0	2	16	
11/22	vs. Hampton	*	27	2-9	1-3	2-4	8	3	2	4	0	1	7	
11/23	vs. Fla. Gulf Coast	*	28	3-7	0-0	2-2	11	1	3	3	0	1	8	
11/24	vs. DePaul	*	29	1-5	0-0	4-8	6	1	0	4	0	2	6	
11/28	Drexel	*	29	6-12	2-2	0-0	2	3	1	2	0	3	14	
12/2	at Seton Hall	*	28	4-7	2-2	3-9	11	3	1	4	0	1	13	
12/9	vs. Furman	*	29	8-13	0-1	0-2	4	1	1	2	0	5	16	
12/19	#1/1 Stanford	*	34	1-13	0-3	0-0	5	3	0	3	1	2	2	
12/21	SC State	*	31	5-11	2-3	9-13	11	1	2	3	0	2	21	
12/29	Western Carolina	*	23	5-6	2-2	0-3	2	4	1	2	0	0	12	
1/3	#12/13 Tennessee	*	35	5-17	1-3	3-3	5	0	1	1	0	1	14	
1/6	at Mississippi State	*	35	0-4	0-0	5-6	5	2	0	2	0	1	5	
1/10	Vanderbilt	*	20	3-6	1-1	0-0	3	4	0	5	1	0	7	
1/13	at #13/12 Georgia	*	36	3-10	0-2	0-1	10	1	2	5	0	1	6	
1/17	LSU	*	35	3-9	0-3	6-10	7	1	3	3	1	3	12	
1/20	at Florida	*	30	2-12	0-2	2-2	11	0	1	3	0	1	6	
1/24	#5/4 Kentucky	*	32	2-7	1-1	2-4	2	3	2	4	0	1	7	
1/27	at Arkansas	*	36	3-9	0-2	2-2	8	2	2	5	0	1	8	
2/3	Auburn	*	34	3-9	1-2	3-5	4	2	0	2	0	2	10	
2/7	at Alabama	*	15	1-6	0-2	0-0	2	3	1	2	0	0	2	
2/10	#14/16 Texas A&M	*	27	3-6	2-3	2-5	2	0	1	2	0	1	10	
Totals			24	698	83-217	16-45	52-94	140	45	33	65	3	33	234
				29.1	.382	.356	.553	5.8		1.4			1.4	9.7
SEC Totals		11	335	28-95	6-21	25-38	59	18	13	34	2	12	87	
			30.5	.295	.256	.658	5.4		1.2			1.1	7.9	



# WILKA MONTOUT

- Has played in all but two games this season (Kentucky, Texas A&M)
- Has scored in double figures two times
- Hit a 3-pointer to cap a 25-5 first-half surge against Vanderbilt (Jan. 10) and handed out a pair of assists
- Swatted away a pair of shots against Furman (Dec. 9) while contributing 10 points to the offensive effort
- Grabbed five of her six rebounds against Savannah State (Nov. 15) on the offensive end, helping her to nine points
- Scored eight of her 10 points at Louisiana Tech (Nov. 12) during an 11-5 second-half run that put the game out of reach

#12

**6-3 • Junior**  
**Center**  
**Cayenne, French Guiana**  
**Northeastern Oklahoma A&M**

## Miscellaneous Stats

	2012-13	Career	Career
	Games	Games	Record
Double-Double	0	0	0-0
10+ Points	2	2	2-0
10+ Rebounds	0	0	0-0
Team-High Points	0	0	0-0
Team-High Rebs.	0	0	0-0
Team-High Assts.	0	0	0-0

## Career Highs – All Games

**Pts** ..... 12 at LA Tech, 11/12/12  
**FG** ..... 4, 3x, last vs. Furman, 12/9/12  
**FGA** ..... 13 vs. Savannah St., 11/15/12  
**FG %** ..... .444 (4-9) vs. Furman, 12/9/12  
**3FG** ..... 1, 5x, last vs. Auburn, 2/3/13  
**3FGA** ..... 3, 3x, last at Alabama, 2/7/13  
**3FG %** ..... .500 (1-2) at LA Tech, 11/12/12  
**FT** ..... 3 at LA Tech, 11/12/12  
**FTA** ..... 4, 2x, last at LA Tech, 11/12/12  
**FT %** ..... 1.000 (2-2), 4x, last at Mississippi State, 1/6/13  
**Rebs** ..... 6 vs. Savannah St., 11/15/12  
**Off Rebs** ..... 5 vs. Savannah St., 11/15/12  
**Def Rebs** ..... 3 at Mississippi State, 1/6/13  
**Blks** ..... 2 vs. Furman, 12/9/12  
**Stls** ..... 1, 3x, last vs. Hampton, 11/22/12  
**Assts** ..... 2, 2x, last vs. Vanderbilt, 1/10/13  
**Min** ..... 24 vs. Savannah St., 11/15/12

## Career – SEC Games

**Pts** ..... 3, 2x, last vs. Auburn, 2/3/13  
**FG** ..... 1, 2x, last vs. Auburn, 2/3/13  
**FGA** ..... 3, 3x, last at Alabama, 2/7/13  
**FG %** ..... .500 (1-2) vs. Auburn, 2/3/13  
**3FG** ..... 1, 2x, last vs. Auburn, 2/3/13  
**3FGA** ..... 3, 2x, last at Alabama, 2/7/13  
**3FG %** ..... .500 (1-2) vs. Auburn, 2/3/13  
**FT** ..... 2 at Mississippi State, 1/6/13  
**FTA** ..... 2 at Mississippi State, 1/6/13  
**FT %** ..... 1.000 (2-2) at Miss. St., 1/6/13  
**Rebs** ..... 4 at Mississippi State, 1/6/13  
**Off Rebs** ..... 2 vs. Tennessee, 1/3/13  
**Def Rebs** ..... 3 at Mississippi St., 1/6/13  
**Blks** ..... 1 vs. Vanderbilt, 1/10/13  
**Stls** .....  
**Assts** ..... 2 vs. Vanderbilt, 1/10/13  
**Min** ..... 15 at Mississippi State, 1/6/13

## Season Highs – All Games

**Pts** ..... 12 at LA Tech, 11/12  
**FG** ..... 4, 3x, last vs. Furman, 12/9  
**FGA** ..... 13 vs. Savannah St., 11/15  
**FG %** ..... .444 (4-9) vs. Furman, 12/9  
**3FG** ..... 1, 5x, last vs. Auburn, 2/3  
**3FGA** ..... 3, 3x, last at Alabama, 2/7  
**3FG %** ..... .500 (1-2) at LA Tech, 11/12  
**FT** ..... 3 at LA Tech, 11/12  
**FTA** ..... 4, 2x, last at LA Tech, 11/12  
**FT %** ..... 1.000 (2-2), 4x, last at Mississippi State, 1/6  
**Rebs** ..... 6 vs. Savannah St., 11/15  
**Off Rebs** ..... 5 vs. Savannah St., 11/15  
**Def Rebs** ..... 3 at Mississippi State, 1/6  
**Blks** ..... 2 vs. Furman, 12/9  
**Stls** ..... 1, 3x, last vs. Hampton, 11/22  
**Assts** ..... 2, 2x, last vs. Vanderbilt, 1/10  
**Min** ..... 24 vs. Savannah St., 11/15

## Season Highs – SEC Games

**Pts** ..... 3, 2x, last vs. Auburn, 2/3  
**FG** ..... 1, 2x, last vs. Auburn, 2/3  
**FGA** ..... 3, 3x, last at Alabama, 2/7  
**FG %** ..... .500 (1-2) vs. Auburn, 2/3  
**3FG** ..... 1, 2x, last vs. Auburn, 2/3  
**3FGA** ..... 3, 2x, last at Alabama, 2/7  
**3FG %** ..... .500 (1-2) vs. Auburn, 2/3  
**FT** ..... 2 at Mississippi State, 1/6  
**FTA** ..... 2 at Mississippi State, 1/6  
**FT %** ..... 1.000 (2-2) at Miss. State, 1/6  
**Rebs** ..... 4 at Mississippi State, 1/6  
**Off Rebs** ..... 2 vs. Tennessee, 1/3  
**Def Rebs** ..... 3 at Mississippi State, 1/6  
**Blks** ..... 1 vs. Vanderbilt, 1/10  
**Stls** .....  
**Assts** ..... 2 vs. Vanderbilt, 1/10  
**Min** ..... 15 at Mississippi State, 1/6

## 2012-13 Game-by-Game Stats

Date	Opponent	GS	MIN	FG-A	3FG-A	FT-A	Reb	PF	A	TO	B	S	TP
11/9	Elon	18	0-3	0-2	1-4	2	2	2	1	0	1	1	1
11/12	at LA Tech	23	4-10	1-2	3-4	3	3	0	1	0	0	12	
11/15	Savannah State	24	4-13	1-3	0-0	6	2	0	2	1	0	9	
11/18	Clemson	18	1-6	0-2	2-2	1	3	1	1	0	1	4	
11/22	vs. Hampton	14	1-3	1-1	0-0	2	0	0	2	0	1	3	
11/23	vs. Fla. Gulf Coast	16	1-4	0-0	0-0	5	3	1	1	0	0	2	
11/24	vs. DePaul	6	1-2	0-0	0-0	1	1	0	1	1	0	2	
11/28	Drexel	3	0-1	0-1	0-0	0	0	0	0	0	0	0	
12/2	at Seton Hall	11	1-4	0-1	0-1	1	0	0	0	0	0	2	
12/9	vs. Furman	23	4-9	0-2	2-2	3	1	1	0	2	0	10	
12/19	#1/1 Stanford	3	0-0	0-0	0-0	0	2	0	0	0	0	0	
12/21	SC State	16	0-3	0-2	2-2	1	0	0	2	0	0	2	
12/29	Western Carolina	19	3-8	0-1	0-0	2	0	0	0	0	0	6	
1/3	#12/13 Tennessee	12	0-2	0-1	0-0	2	1	0	1	0	0	0	
1/6	at Mississippi State	15	0-1	0-0	2-2	4	0	0	0	0	0	2	
1/10	Vanderbilt	8	1-3	1-3	0-0	2	1	2	0	1	0	3	
1/13	at #13/12 Georgia	1	0-0	0-0	0-0	0	0	0	0	0	0	0	
1/17	LSU	4	0-3	0-0	0-0	1	0	0	0	0	0	0	
1/20	at Florida	4	0-1	0-0	0-0	0	0	0	0	0	0	0	
1/24	#5/4 Kentucky	— DNP (Coach's Decision) —											
1/27	at Arkansas	2	0-1	0-1	0-0	0	0	0	0	0	0	0	
2/3	Auburn	5	1-2	1-2	0-0	2	0	0	0	0	0	3	
2/7	at Alabama	6	0-3	0-3	0-0	2	0	0	1	0	0	0	
2/10	#14/16 Texas A&M	— DNP (Coach's Decision) —											
<b>Totals</b>		<b>0</b>	<b>251</b>	<b>22-82</b>	<b>5-27</b>	<b>12-17</b>	<b>40</b>	<b>19</b>	<b>7</b>	<b>13</b>	<b>5</b>	<b>3</b>	<b>61</b>
			<b>11.4</b>	<b>.268</b>	<b>.185</b>	<b>.706</b>	<b>1.8</b>						<b>2.8</b>
<b>SEC Totals</b>		<b>0</b>	<b>57</b>	<b>2-16</b>	<b>2-10</b>	<b>2-2</b>	<b>13</b>	<b>2</b>	<b>2</b>	<b>2</b>	<b>1</b>	<b>0</b>	<b>8</b>
			<b>6.3</b>	<b>.125</b>	<b>.200</b>	<b>1.000</b>	<b>1.4</b>						





# KhadijahSessions KHADIJAH SESSIONS KhadijahSessions

- Has played in every game this season
- Has led the team in scoring two times (at Florida, Auburn)
- Has led the team in assists two times (Furman, at Florida)
- Has scored in double figures two times
- Scored 14 of her career-high 19 points against Auburn (Feb. 3) in the second half, shooting 8-of-9 from free throw line for the game, including 6-of-7 in final 90 seconds to help seal victory
- Was solid secondary ball-handler against the pressure of #5/4 Kentucky (Jan. 24), committing no turnovers in 26 minutes off the bench, while adding eight pints, including a free throw in the final 11 seconds to help seal the victory
- Took advantage of a career-high 28 minutes at Florida (Jan. 20) to lead the team in scoring, hitting 6-of-10 from the free throw line, including three in the final 30 seconds to help seal the victory
  - Hit all four free throws in the final two minutes against Vanderbilt (Jan. 10) to stymie any ideas of a late comeback for the Commodores
  - Swiped a pair of steals at Seton Hall (Dec. 2)
  - Hit her first career 3-pointer against Florida Gulf Coast (Nov. 23)
  - Had a well-rounded game against Savannah State (Nov. 15) with four assists, three steals and six points
  - Scored her eight points in just 10 minutes on the court against Elon (Nov. 9)

**5-8 • Freshman**  
**Guard**  
**Myrtle Beach, S.C.**  
**Myrtle Beach**

**#5**

## Miscellaneous Stats

	2012-13	Career	Career
	Games	Games	Record
Double-Double	0	0	0-0
10+ Points	2	2	2-0
5+ Assists	0	0	0-0
Team-High Points	2	2	2-0
Team-High Rebs.	0	0	0-0
Team-High Assts.	2	2	2-0

## Career Highs – All Games

Pts ..... 19 vs. Auburn, 2/3/13  
 FG ..... 5 vs. Auburn, 2/3/13  
 FGA ..... 9, 2x, last vs. Auburn, 2/3/13  
 FG % .. .750 (3-4) vs. Sav. St., 11/15/12  
 3FG ..... 3 at Florida, 1/20/13  
 3FGA ..... 6 at Florida, 1/20/13  
 3FG % .. .500 (3-6) at Florida, 1/20/13  
 FT ..... 8 vs. Auburn, 2/3/13  
 FTA ..... 10 at Florida, 1/20/13  
 FT % .... 1.00 (4-4) at Miss. St., 1/6/13  
 Rebs ..... 5 at Florida, 1/20/13  
 Off Rebs ... 2, 4x, last vs. TAMU, 2/10/13  
 Def Rebs ..... 3 at Florida, 1/20/13  
 Blks ..... 1, 2x, last vs. WCU, 12/29/12  
 Stls ..... 3 vs. Savannah State, 11/15/12  
 Assts ..... 4 vs. Savannah State, 11/15/12  
 Min ..... 28 at Florida, 1/20/13

## Career Highs – SEC Games

Pts ..... 19 vs. Auburn, 2/3/13  
 FG ..... 5 vs. Auburn, 2/3/13  
 FGA ..... 9, 2x, last vs. Auburn, 2/3/13  
 FG % .... .556 (5-9) vs. Auburn, 2/3/13  
 3FG ..... 3 at Florida, 1/20/13  
 3FGA ..... 6 at Florida, 1/20/13  
 3FG % .. .500 (3-6) at Florida, 1/20/13  
 FT ..... 8 vs. Auburn, 2/3/13  
 FTA ..... 10 at Florida, 1/20/13  
 FT % .... 1.00 (4-4) at Miss. St., 1/6/13  
 Rebs ..... 5 at Florida, 1/20/13  
 Off Rebs ... 2, 3x, last vs. TAMU, 2/10/13  
 Def Rebs ..... 3 at Florida, 1/20/13  
 Blks ..... 2 vs. Texas A&M, 2/10/13  
 Stls ..... 3 vs. Auburn, 2/3/13  
 Assts ..... 3 vs. Auburn, 2/3/13  
 Min ..... 28 at Florida, 1/20/13

## Season Highs – All Games

Pts ..... 19 vs. Auburn, 2/3  
 FG ..... 5 vs. Auburn, 2/3  
 FGA ..... 9, 2x, last vs. Auburn, 2/3  
 FG % ..... .750 (3-4) vs. Sav. St., 11/15  
 3FG ..... 3 at Florida, 1/20  
 3FGA ..... 6 at Florida, 1/20  
 3FG % ..... .500 (3-6) at Florida, 1/20  
 FT ..... 8 vs. Auburn, 2/3  
 FTA ..... 10 at Florida, 1/20  
 FT % ..... 1.00 (4-4) at Miss. St., 1/6  
 Rebs ..... 5 at Florida, 1/20  
 Off Rebs ..2, 4x, last vs. Texas A&M, 2/10  
 Def Rebs ..... 3 at Florida, 1/20  
 Blks ..... 1, 2x, last vs. WCU, 12/29  
 Stls ..... 3 vs. Savannah State, 11/15  
 Assts ..... 4 vs. Savannah State, 11/15  
 Min ..... 28 at Florida, 1/20

## Season Highs – SEC Games

Pts ..... 19 vs. Auburn, 2/3  
 FG ..... 5 vs. Auburn, 2/3  
 FGA ..... 9, 2x, last vs. Auburn, 2/3  
 FG % ..... .556 (5-9) vs. Auburn, 2/3  
 3FG ..... 3 at Florida, 1/20  
 3FGA ..... 6 at Florida, 1/20  
 3FG % ..... .500 (3-6) at Florida, 1/20  
 FT ..... 8 vs. Auburn, 2/3  
 FTA ..... 10 at Florida, 1/20  
 FT % ..... 1.00 (4-4) at Miss. St., 1/6  
 Rebs ..... 5 at Florida, 1/20  
 Off Rebs ..2, 3x, last vs. Texas A&M, 2/10  
 Def Rebs ..... 3 at Florida, 1/20  
 Blks ..... 2 vs. Texas A&M, 2/10  
 Stls ..... 3 vs. Auburn, 2/3  
 Assts ..... 3 vs. Auburn, 2/3  
 Min ..... 28 at Florida, 1/20

## 2012-13 Game-by-Game Stats

Date	Opponent	GS	MIN	FG-A	3FG-A	FT-A	Reb	PF	A	TO	B	S	TP
11/9	Elon	10	3-7	0-1	2-3	0	1	0	1	0	0	0	8
11/12	at LA Tech	8	1-1	0-0	1-2	1	0	1	1	0	1	0	3
11/15	Savannah State	19	3-4	0-1	0-0	3	1	4	1	0	3	0	6
11/18	Clemson	15	0-3	0-2	3-5	1	1	1	2	0	0	0	3
11/22	vs. Hampton	9	1-2	0-0	0-0	1	0	1	3	0	0	0	2
11/23	vs. Fla. Gulf Coast	21	2-5	1-3	0-0	1	2	2	1	0	1	0	5
11/24	vs. DePaul	21	2-8	0-1	2-3	1	1	0	0	0	0	0	6
11/28	Drexel	7	1-1	1-1	0-2	0	0	0	1	0	1	0	3
12/2	at Seton Hall	15	1-5	0-2	1-3	1	0	1	0	0	2	3	3
12/9	vs. Furman	23	2-5	0-3	3-4	2	1	2	1	1	1	1	7
12/19	#1/1 Stanford	9	0-1	0-1	0-0	0	1	0	0	0	0	0	0
12/21	SC State	17	1-2	0-0	6-8	1	0	1	2	0	1	1	8
12/29	Western Carolina	18	3-6	1-2	0-0	2	0	2	2	1	0	0	7
1/3	#12/13 Tennessee	9	0-1	0-1	1-2	1	1	0	1	0	1	1	1
1/6	at Mississippi State	12	0-1	0-1	5-7	0	2	1	3	0	0	0	5
1/10	Vanderbilt	14	0-2	0-2	4-4	2	1	1	0	0	0	0	4
1/13	at #13/12 Georgia	1	0-1	0-1	0-0	0	0	0	1	0	0	0	0
1/17	LSU	6	0-1	0-1	0-0	0	1	2	1	0	0	0	0
1/20	Florida	28	3-9	3-6	6-10	5	2	2	2	0	0	0	15
1/24	#5/4 Kentucky	26	3-8	0-1	2-4	2	4	0	0	0	1	0	8
1/27	at Arkansas	14	1-3	0-0	1-2	2	1	0	1	0	0	0	3
2/3	Auburn	25	5-9	1-3	8-9	3	1	3	2	0	0	0	19
2/7	at Alabama	24	1-8	0-1	2-2	1	1	2	1	0	0	0	4
2/10	#14/16 Texas A&M	27	0-8	0-3	3-7	4	2	2	2	0	2	3	3
Totals		0	378	33-101	7-37	50-77	34	24	28	29	2	14	123
			15.8	.327	.189	.649	1.4	1.2					5.1
SEC Totals		0	186	13-51	4-20	32-47	20	16	13	14	0	4	62
			16.9	.255	.200	.681	1.8	1.2					5.6





# IEASIA WALKER

#2

**5-8 • Senior**  
**Guard**  
**Amityville, N.Y.**  
**Copiague**

- Named to the 2012 Preseason All-SEC Second Team
- Has started every game this season, 94 in her career
- Is one of just 12 Gamecocks to collect 1,000 career points (vs. LSU, Jan. 17) and 200 career steals (vs. WCU, Dec. 29) – 28th to reach 1,000 points, 13th to reach 200 steals
- Ranks seventh in the SEC in minutes played per game and second in steals per game – leads the league in steals per SEC game
- Has led the team in scoring four times (vs. DePaul, LSU, Kentucky, Texas A&M)
- Has led the team in assists 15 times (Elon, at LA Tech, Savannah St., Clemson, Drexel, Stanford, WCU, Tennessee, Vandy, at Georgia, Kentucky, Auburn, at Alabama, Texas A&M)
- Has led the team in rebounding four times (Clemson, Tennessee, Kentucky, Auburn)
- Has scored in double figures nine times, including one 20-point game
  - Has handed out five or more assists four times, including two SEC games
  - Has swiped five more steals six times, including three SEC games
- Scored 10 of her team-high 16 points against Texas A&M (Feb. 10) in first six minutes of second half
- Named SEC Player of the Week (Jan. 28) for efforts in wins over Arkansas and Kentucky
- Picked up three of her five steals at Arkansas (Jan. 27) in the second half, including two in final six minutes to hold off charging Razorbacks
- Played every second of win over #5/4 Kentucky (Jan. 24) and led team in points, rebounds, assists and steals ...Posted nine points, three assists and three steals of her totals in decisive second half
- Scored 1,000th career point among game-high 24 against LSU (Jan. 17), hitting four 3s and swiping five steals
- Tied career high with six steals at #13/12 Georgia (Jan. 13), including five in the second half, adding seven points, seven rebounds and three assists

## Miscellaneous Stats

	2012-13 Games	Career Games	Career Record		2012-13 Games	Career Games	Career Record
Dbl-Dbl	0	1	1-0	5+ Assists	4	17	14-3
30+ Points	0	1	1-0	5+ Steals	6	10	7-3
20+ Points	1	5	3-2	Tim-High Pts	4	24	13-11
10+ Points	10	53	32-21	Tim-High Rebs	4	12	8-4
10+ Rebs	0	1	1-0	Tim-High Assts	15	43	27-16

## Career Highs – All Games

**Pts** ..... 30 vs. Clemson, 11/18/10  
**FG** ..... 13 vs. Clemson, 11/18/10  
**FGA** ..... 23 vs. Tennessee, 1/20/11  
**FG %** ..... .750 (3-4), 2x, last vs. Sav. St. 11/15/12  
**3FG** ..... 4, 2x, last vs. LSU, 1/17/13  
**3FGA** ..... 9, 3x, last vs. LSU, 1/17/13  
**3FG %** ..... 1.000 (2-2) vs. Clemson, 11/18/10  
**FT** ..... 8, 2x, last at Alabama, 2/19/12  
**FTA** ..... 14 vs. Ole Miss, 3/3/11  
**FT %** ..... 1.000 (6-6) vs. Tenn., 2/17/11  
**Rebs** ..... 11 at Ole Miss, 1/16/11  
**Off Rebs** ..... 6 vs. Tennessee, 1/20/11  
**Def Rebs** ..... 9 at Ole Miss, 1/16/11  
**Blks** .. 2, 7x, last vs. Kentucky, 1/24/13  
**Stls** ..... 6, 3x, last at Georgia, 1/13/13  
**Assts** ..... 8 at LA Tech, 11/12/12  
**Min** ..... 43, 2x, last vs. Drexel, 11/28/12

## Career – SEC Games

**Pts** ..... 24, 2x, last vs. LSU, 1/17/13  
**FG** ..... 10 vs. Tennessee, 1/20/11  
**FGA** ..... 23 vs. Tennessee, 1/20/11  
**FG %** ..... .600 (3-5) vs. Kentucky, 1/14/10  
**3FG** ..... 4, 2x, last vs. LSU, 1/17/13  
**3FGA** ..... 9, 2x, last vs. LSU 1/17/13  
**3FG %** ..... 1.000 (2-2) at Auburn, 2/4/10  
**FT** ..... 8, 2x, last at Alabama, 2/19/12  
**FTA** ..... 10, 3x, last at Alabama, 2/19/12  
**FT %** ..... 1.000 (6-6) at Tennessee, 2/17/11  
**Rebs** ..... 11 at Ole Miss, 1/16/11  
**Off Rebs** ..... 6 vs. Tennessee, 1/20/11  
**Def Rebs** ..... 9 at Ole Miss, 1/16/11  
**Blks** .. 2, 3x, last vs. Kentucky, 1/24/13  
**Stls** ..... 6 at Georgia, 1/13/13  
**Assts** ..... 7 vs. Mississippi State, 1/29/12  
**Min** ..... 43 at Ole Miss, 1/16/11

## Season Highs – All Games

**Pts** ..... 24 vs. LSU, 1/17  
**FG** ..... 9 vs. LSU, 1/17  
**FGA** ..... 20 vs. Texas A&M, 2/10  
**FG %** ..... .750 (3-4) vs. Sav. St., 11/15  
**3FG** ..... 4 vs. LSU, 1/17  
**3FGA** ..... 9 vs. LSU 1/17  
**3FG %** ..... .750 (3-4) vs. Sav. St., 11/15  
**FT** ..... 5, 2x, last vs. Kentucky, 1/24  
**FTA** ..... 8, 2x, last vs. Kentucky, 1/24  
**FT %** ..... 1.000 (5-5) vs. Clemson, 11/18  
**Rebs** ..... 9 at Alabama, 2/7  
**Off Rebs** ..... 3, 2x, last at Alabama, 2/7  
**Def Rebs** ..... 8 vs. Kentucky, 1/24  
**Blks** ..... 2, 2x, last vs. Kentucky, 1/24  
**Stls** ..... 6, 2x, last at Georgia, 1/13  
**Assts** ..... 8 at LA Tech, 11/12  
**Min** ..... 43 vs. Drexel, 11/28

## Season Highs – SEC Games

**Pts** ..... 24 vs. LSU, 1/17  
**FG** ..... 9 vs. LSU, 1/17  
**FGA** ..... 20 vs. Texas A&M, 2/10  
**FG %** ..... .563 (9-16) vs. LSU, 1/17  
**3FG** ..... 4 vs. LSU, 1/17  
**3FGA** ..... 9 vs. LSU, 1/17  
**3FG %** ..... .444 (4-9) vs. LSU, 1/17  
**FT** ..... 5 vs. Kentucky, 1/24  
**FTA** ..... 8, 2x, last vs. Kentucky, 1/24  
**FT %** ..... 1.000 (2-2) vs. LSU, 1/17  
**Rebs** ..... 9 at Alabama, 2/7  
**Off Rebs** ..... 3 at Alabama, 2/7  
**Def Rebs** ..... 8 vs. Kentucky, 1/24  
**Blks** ..... 2 vs. Kentucky, 1/24  
**Stls** ..... 6 at Georgia, 1/13  
**Assts** ..... 5, 2x, last vs. Auburn, 2/3  
**Min** ..... 40 vs. Kentucky, 1/24

- Posted eight of her 12 points against Vanderbilt (Jan. 10) in the first half and handed out four of her five assists in the second half to help stave off any Commodore comeback
- Hit back-to-back 3s to send team into lockerroom down just one to #12/13 Tennessee (Jan. 3), finishing with 10 points, team-high seven rebounds and three assists
- Tied her career high with six steals against SC State (Dec. 21)
- Scored 15 points against #1/1 Stanford (Dec. 19), including four in final minute to keep chance of win alive, while handing out three assists and swiping four steals, one of which she turned into a layup that earned her No. 9 spot on ESPN SportsCenter's Top 10
- Played 43 minutes against Drexel (Nov. 28), locking down Dragons' top scorer for the final nine minutes of the game to finish off comeback win
- Handed out a career-high eight assists at Louisiana Tech (Nov. 12), including five on the first seven baskets of the game

## 2012-13 Game-by-Game Stats

Date	Opponent	GS	MIN	FG-A	3FG-A	FT-A	Reb	PF	A	TO	B	S	TP
11/9	Elon	*	24	5-12	0-3	3-3	4	1	4	1	0	3	13
11/12	at LA Tech	*	35	3-10	3-6	1-2	3	2	8	1	1	2	10
11/15	Savannah State	*	29	3-4	3-4	1-2	1	1	5	5	0	0	10
11/18	Clemson	*	31	2-7	0-4	5-5	8	1	4	5	0	4	9
11/22	vs. Hampton	*	34	2-7	2-5	0-4	2	1	1	5	0	0	6
11/23	vs. Fla. Gulf Coast	*	25	2-6	2-5	0-0	1	0	2	2	0	0	6
11/24	vs. DePaul	*	32	4-11	0-3	3-4	6	0	0	2	1	1	11
11/28	Drexel	*	43	1-10	1-4	3-4	2	2	2	2	1	2	6
12/2	at Seton Hall	*	36	2-7	2-5	0-3	3	2	1	4	1	1	6
12/9	vs. Furman	*	21	4-10	0-3	1-1	3	1	1	2	0	5	9
12/19	#1/1 Stanford	*	35	5-15	2-5	3-4	3	4	3	0	0	4	15
12/21	SC State	*	28	0-3	0-1	0-0	1	3	3	5	2	6	0
12/29	Western Carolina	*	28	3-5	1-1	2-3	1	3	4	1	0	5	9
1/3	#12/13 Tennessee	*	31	4-12	2-6	0-0	7	2	3	4	1	0	10
1/6	at Mississippi State	*	28	2-6	0-0	4-6	4	2	1	4	0	1	8
1/10	Vanderbilt	*	34	5-11	1-3	1-4	3	1	5	2	1	3	12
1/13	at #13/12 Georgia	*	39	2-11	0-5	3-8	7	2	3	5	0	6	7
1/17	LSU	*	37	9-16	4-9	2-2	2	2	0	0	1	5	24
1/20	at Florida	*	26	3-9	2-4	0-0	4	4	0	1	0	1	8
1/24	#5/4 Kentucky	*	40	5-11	1-3	5-8	8	1	4	4	2	3	16
1/27	at Arkansas	*	33	2-10	2-6	1-2	2	1	3	2	0	5	7
2/3	Auburn	*	34	2-7	2-7	2-4	4	2	5	3	1	4	8
2/7	at Alabama	*	32	2-8	1-4	0-2	9	2	4	2	0	1	5
2/10	#14/16 Texas A&M	*	38	8-20	0-4	0-0	5	1	4	1	1	4	16
Totals		24	773	80-228	31-100	40-71	93	40	70	63	13	66	231
			32.2	.351	.310	.563	3.9	2.9			2.7	9.6	
SEC Totals		11	372	44-121	15-51	18-36	55	19	32	29	7	33	121
			33.8	.364	.3294	.500	5.0	2.9			3.0	11.0	



# Aleighsa WELCH

- Has started every game this season
- Has seven double-doubles (Savannah St., vs. Hampton, vs. FGCU, Drexel, at Seton Hall, SC State, at Alabama) – first of her career
- Leads the SEC in offensive rebounds per game (4.4), ranks seventh in total rebounds per game and is 23rd in scoring
- Has led the team in scoring eight times (Savannah St., vs. Hampton, at Seton Hall, Stanford, Miss. St., Vandy, at Georgia, at Alabama)
- Has led the team in rebounding seven times (at LA Tech, Savannah St., vs. FGCU, Drexel, SC State, Miss. St., at Florida)
- Has scored in double figures 16 times and has pulled down double-digit rebounds nine times
- Grabbed six of her eight rebounds against Texas A&M (Feb. 10) on offensive end, her eighth game of the season with at least six offensive boards
  - Scored team's first six points in 13-3 run that opened second half at Alabama (Feb. 7) to finish with seventh career double-double, including 11 points and seven rebounds in second half
  - Hit a pair of free throws in final minute to seal win over Auburn (Feb. 3)
  - Blocked three shots at Arkansas (Jan. 27), including potential game-tying attempt in final 10 seconds
  - Rallied in second half against #5/4 Kentucky (Jan. 24) with eight points and five boards of her totals coming in the crucial final 20 minutes
- Reeled in nine of her 12 rebounds at Florida (Jan. 20) in the second half and tied her career high with eight offensive
- Hit four free throws in final minute to seal win against LSU (Jan. 17) to cap off 14-point, seven-rebound effort
- Tied her career high with 19 points at #13/12 Georgia (Jan. 13), hitting 8-of-10 from the field, and made the play that resulted in a pair of Sanchez White free throws to pull Gamecocks within a point in the final 45 seconds
- Led team in points, rebounds and assists at Mississippi State (Jan. 6), adding a career-high three assists to her 16 points and seven rebounds
- Scored eight of her team-high 13 points against Vanderbilt (Jan. 10) in just 11 minutes of first-half action
- Limited by foul trouble to just nine minutes in first half against #12/13 Tennessee (Jan. 3), finishing with just six points and five rebounds
- Tied her career high with eight offensive rebounds among her 14 against SC State (Dec. 21) while also adding 16 points for her sixth double-double of the season
- Scored 13 of her 17 points against #1/1 Stanford (Dec. 19) in the second half, including a free throw to tie the game with 1:14 left to play
- Snagged a career-high 15 rebounds against Drexel (Nov. 28), the second-most in the SEC this season
- Named Paradise Jam Most Outstanding Player after averaging 10.3 points and 9.3 rebounds to guide team to the Reef Division title
- Scored 10 of team's first 13 second-half points to pull away from Hampton (Nov. 22)
- Posted first career double-double with 13 points and 12 rebounds against Savannah State (Nov. 15)
- Was great on the inside at Louisiana Tech (Nov. 12), to finish with 14 points, eight rebounds, two blocks and two steals

#24

**6-0 • Sophomore  
Forward  
Goose Creek, S.C.  
Goose Creek**

## Miscellaneous Stats

	2012-13 Games	Career Games	Career Record
Double-Double	7	7	7-0
10+ Points	16	26	22-4
10+ Rebounds	9	11	10-1
Team-High Points	8	12	8-4
Team-High Rebs.	7	23	20-3
Team-High Assts.	2	2	2-0

## Career Highs – All Games

**Pts** ..... 19, 2x, last at Georgia, 1/13/13  
**FG** ..... 8 at Georgia, 1/13/13  
**FGA** ..... 11 at Seton Hall, 12/2/12  
**FG %**... 1.000 (4-4) vs. Presby., 11/27/11  
**FT** ..... 10 at Xavier, 11/30/11  
**FTA** ..... 15 at Xavier, 11/30/11  
**FT %**... 1.000 (3-3) vs. SC St., 12/14/11  
**Rebs** ..... 15 vs. Drexel, 11/28/12  
**Off Rebs** ..... 8, 4x, last at Florida, 1/20/13  
**Def Rebs** ..... 8 vs. Savannah St., 11/15/12  
**Blks** ..... 4 at NC State, 12/4/11  
**Stls** ..... 3, 2x, last vs. Elon, 11/9/12  
**Assts** ..... 3 at Mississippi State, 1/6/13  
**Min** ..... 42 vs. Drexel, 11/28/12

## Career – SEC Games

**Pts** ..... 19, 2x, last at Georgia, 1/13/13  
**FG** ..... 8 at Georgia, 1/13/13  
**FGA** ..... 10, 3x, last at Georgia, 1/13/13  
**FG %**... 1.000 (3-3), 3x, last at Ark., 2/9/12  
**FT** ..... 6, 3x, last vs. Auburn, 2/3  
**FTA** ..... 9 vs. LSU, 1/17/13  
**FT %**... 1.000 (2-2) vs. TAMU, 2/10/13  
**Rebs** ..... 12 at Florida, 1/20/13  
**Off Rebs** ..... 8 at Florida, 1/20/13  
**Def Rebs** ..... 7 at Tennessee, 2/2/12  
**Blks** ..... 3 at Arkansas, 1/27/13  
**Stls** ..... 2, 4x, last vs. Auburn, 2/3  
**Assts** ..... 3 at Mississippi State, 1/6/13  
**Min** ..... 39 at Arkansas, 1/27/13

## Season Highs – All Games

**Pts** ..... 19 at Georgia, 1/13  
**FG** ..... 8 at Georgia, 1/13  
**FGA** ..... 11 at Seton Hall, 12/2  
**FG %**... .857 (6-7), 2x, last vs. FGCU, 11/23  
**FT** ..... 6, 5x, last vs. Auburn, 2/3  
**FTA** ..... 9, 2x, last vs. LSU 1/17  
**FT %**... 1.000 (3-3) vs. Sav. St., 11/15  
**Rebs** ..... 15 vs. Drexel, 11/28  
**Off Rebs** ..... 8, 3x, last at Florida, 1/20  
**Def Rebs** ..... 8 vs. Savannah St., 11/15  
**Blks** ..... 3 at Arkansas, 1/27  
**Stls** ..... 3 vs. Elon, 11/9  
**Assts** ..... 3 at Mississippi State, 1/6  
**Min** ..... 42 vs. Drexel, 11/28

## Season Highs – SEC Games

**Pts** ..... 19 at Georgia, 1/13  
**FG** ..... 8 at Georgia, 1/13  
**FGA** ..... 10 at Georgia, 1/13  
**FG %**... .800 (8-10) at Georgia, 1/13  
**FT** ..... 6, 3x, last vs. Auburn, 2/3  
**FTA** ..... 9 vs. LSU, 1/17  
**FT %**... 1.000 (2-2) vs. Texas A&M, 2/10  
**Rebs** ..... 12 at Florida, 1/20  
**Off Rebs** ..... 8 at Florida, 1/20  
**Def Rebs** ..... 4, 4x, last vs. Kentucky, 1/24  
**Blks** ..... 3 at Arkansas, 1/27  
**Stls** ..... 2, 2x, last vs. Auburn, 2/3  
**Assts** ..... 3 at Mississippi State, 1/6  
**Min** ..... 39 at Arkansas, 1/27

## 2012-13 Game-by-Game Stats

Date	Opponent	GS	MIN	FG-A	3FG-A	FT-A	Reb	PF	A	TO	B	S	TP	
11/9	Elon	*	25	4-6	0-0	1-2	9	1	1	2	0	3	9	
11/12	at LA Tech	*	26	4-6	0-0	6-8	8	3	1	0	2	2	14	
11/15	Savannah State	*	22	5-6	0-0	3-3	12	0	0	1	0	0	13	
11/18	Clemson	*	25	2-4	0-0	3-5	6	2	0	3	1	1	7	
11/22	vs. Hampton	*	31	6-7	0-0	4-6	11	0	1	7	0	1	16	
11/23	vs. Fla. Gulf Coast	*	23	6-7	0-0	2-3	11	1	0	1	0	0	14	
11/24	vs. DePaul	*	26	3-7	0-0	3-6	10	3	1	2	0	0	9	
11/28	Drexel	*	42	5-7	1-1	1-3	15	1	0	2	0	0	12	
12/2	at Seton Hall	*	32	5-11	0-0	4-4	10	1	0	2	0	1	14	
12/9	vs. Furman	*	17	3-4	0-0	5-6	3	0	0	0	0	0	11	
12/19	#1/1 Stanford	*	34	7-10	0-0	3-6	5	3	2	0	0	0	17	
12/21	SC State	*	26	5-6	0-0	6-9	14	0	0	2	0	1	16	
12/29	Western Carolina	*	18	3-4	0-0	2-2	6	0	2	1	0	1	8	
1/3	#12/13 Tennessee	*	22	3-7	0-0	0-1	5	2	0	1	0	0	6	
1/6	at Mississippi State	*	31	5-9	0-0	6-8	7	4	3	0	0	0	16	
1/10	Vanderbilt	*	29	6-8	0-0	1-2	5	2	1	1	0	1	13	
1/13	at #13/12 Georgia	*	33	8-10	0-0	3-5	5	2	1	2	0	1	19	
1/17	LSU	*	32	4-7	0-0	6-9	3	3	2	2	0	1	14	
1/20	at Florida	*	38	2-8	0-0	4-5	12	1	0	0	1	1	8	
1/24	#5/4 Kentucky	*	36	4-7	0-0	3-5	7	2	1	1	1	2	11	
1/27	at Arkansas	*	39	3-5	0-0	1-1	5	0	2	1	3	0	7	
2/3	Auburn	*	37	2-4	0-0	6-8	3	2	1	1	1	2	10	
2/7	at Alabama	*	35	6-8	0-0	4-5	10	1	1	1	1	1	16	
2/10	#14/16 Texas A&M	*	36	2-9	0-0	2-2	8	0	0	1	1	0	6	
Totals			24	715	103-167	1-1	79-114	194	34	20	35	11	19	286
				29.8	.617	1.000	.693	8.1						11.9
SEC Totals			11	368	45-82	0-0	36-51	74	19	12	11	8	9	126
				33.5	.549	—	.706	6.7						11.5



# SANCHEON WHITE

- Has started every game this season
- Has led the team in rebounding three times (at LA Tech, Tennessee, Vandy)
- Has scored in double figures three times
- Swiped three steals for the third-straight game and hit free throws to pull Gamecocks within a point in final 45 seconds at #13/12 Georgia (Jan. 13)
- Dominated defensively against Vanderbilt (Jan. 10), swiping three steals, blocking three shots and playing key role in holding SEC's most accurate 3-point shooting team to just 2-of-7 from behind the arc, all while snagging a game-high eight rebounds
- Matched her career high with 11 points at Mississippi State (Jan. 6), including nine in the second half sparked by three steals she turned into layups to help the Gamecocks pull away
- Tied for team-high honors with seven rebounds against #12/13 Tennessee (Jan. 3) to go with seven points
  - Challenged for three offensive rebounds against #1/1 Stanford (Dec. 19) and scored a pull-up jumper to give team 44-42 lead with 2:33 left to play
  - Hit tying 3-pointer to send Drexel game (Nov. 28) to overtime and blocked potential game-tying 3-point attempt in last 10 seconds of extra period
  - Scored a career-high 11 points against Florida Gulf Coast (Nov. 23) and followed it with 10 points against DePaul the next day to help team win Paradise Jam Reef Division title

#20

**5-10 • Senior  
Guard  
Hammond, Ind.  
Central Arizona College**

## Miscellaneous Stats

	2012-13 Games	Career Games	Career Record
Double-Double	0	0	0-0
10+ Points	3	5	5-0
10+ Rebounds	0	1	0-1
Team-High Points	0	0	0-0
Team-High Rebs.	3	6	3-3
Team-High Assts.	2	4	4-0

## Career Highs – All Games

**Pts** ..... 11, 2x, last at Miss. St., 1/6/13  
**FG** ..... 5, 3x, last at Miss. St., 1/6/13  
**FGA** ..... 11 vs. FGCU, 11/23/12  
**FG %** ... .800 (4-5) at Xavier, 11/30/11  
**3FG** ..... 2 vs. Kentucky, 1/15/12  
**3FGA** ..... 5 at Alabama, 2/7/13  
**3FG %**... 1.000 (2-2) vs. Kentucky 1/15/12  
**FT** ..... 4, 2x, last at Seton Hall, 12/2/12  
**FTA** ..... 5 vs. Savannah St., 12/21/11  
**FT %** ... 1.000 (4-4) at Seton Hall, 12/2/12  
**Rebs** ..... 13 at Auburn, 1/19/12  
**Off Rebs** ..... 6 at Auburn, 1/19/12  
**Def Rebs** ..... 7 at Auburn, 1/19/12  
**Blks** ..... 4 vs. Drexel, 11/28/12  
**Stls** ..... 3, 6x, last at Georgia, 1/13/13  
**Assts** ..... 3, 3x, last vs. LSU, 1/17/13  
**Min** ..... 40 vs. Drexel, 11/28/12

## Career – SEC Games

**Pts** ..... 11 at Mississippi State, 1/6/13  
**FG** ..... 5 at Mississippi State, 1/6/13  
**FGA** ..... 9, 3x, last at Miss. St., 1/6/13  
**FG %**... 1.000 (2-2) at Arkansas, 2/9/12  
**3FG** ..... 2 vs. Kentucky, 1/15/12  
**3FGA**... 3, 2x, last at Arkansas, 1/27/13  
**3FG %**... 1.000 (2-2) vs. Kentucky 1/15/12  
**FT** ..... 3 vs. Vanderbilt, 1/10/13  
**FTA** ..... 3, 2x, last at Alabama, 2/7/13  
**FT %**... 1.00 (3-3) vs. Vanderbilt, 1/10/13  
**Rebs** ..... 13 at Auburn, 1/19/12  
**Off Rebs** ..... 6 at Auburn, 1/19/12  
**Def Rebs** ..... 7 at Auburn, 1/19/12  
**Blks** ..... 3 vs. Vanderbilt, 1/10/13  
**Stls** ..... 3, 3x, last at Georgia, 1/13/13  
**Assts** ..... 3 vs. LSU, 1/17/13  
**Min** ..... 35 at Georgia, 1/13/13

## Season Highs – All Games

**Pts** ..... 11, 2x, last at Mississippi St., 1/6  
**FG** ..... 5, 3x, last at Mississippi St., 1/6  
**FGA** ..... 11 vs. FGCU, 11/23  
**FG %** ..... .714 (5-7) vs. DePaul, 11/24  
**3FG** ..... 1, 8x, last vs. Auburn, 2/3  
**3FGA** ..... 5 at Alabama, 2/7  
**3FG %**.. .500 (1-2), 3x, last vs. Auburn, 2/3  
**FT** ..... 4 at Seton Hall, 12/2  
**FTA** ..... 4 at Seton Hall, 12/2  
**FT %** .. 1.000 (4-4) at Seton Hall, 12/2  
**Rebs** ..... 8, 2x, last vs. Vanderbilt, 1/10  
**Off Rebs** ..... 5 at LA Tech, 11/12  
**Def Rebs** ..... 6 vs. Vanderbilt, 1/10  
**Blks** ..... 4 vs. Drexel, 11/28  
**Stls** ..... 3, 5x, last at Georgia, 1/13  
**Assts** ..... 3 vs. LSU, 1/17  
**Min** ..... 40 vs. Drexel, 11/28

## Season Highs – SEC Games

**Pts** ..... 11 at Mississippi State, 1/6  
**FG** ..... 5 at Mississippi State, 1/6  
**FGA**... 9, 2x, last at Mississippi St., 1/6  
**FG %** ..... .556 (5-9) at Miss. St., 1/6  
**3FG** ..... 1, 2x, last vs. Auburn, 2/3  
**3FGA** ..... 5 at Alabama, 2/7  
**3FG %** ..... .500 (1-2) vs. Auburn, 2/3  
**FT** ..... 3 vs. Vanderbilt, 1/10  
**FTA** ..... 3, 2x, last at Alabama, 2/7  
**FT %** ..... 1.00 (3-3) vs. Vanderbilt, 1/10  
**Rebs** ..... 8 vs. Vanderbilt, 1/10  
**Off Rebs** ..... 3, 3x, last vs. TAMU, 2/10  
**Def Rebs** ..... 6 vs. Vanderbilt, 1/10  
**Blks** ..... 3 vs. Vanderbilt, 1/10  
**Stls** ..... 3, 3x, last at Georgia, 1/13  
**Assts** ..... 3 vs. LSU, 1/17  
**Min** ..... 35 at Georgia, 1/13

## 2012-13 Game-by-Game Stats

Date	Opponent	GS	MIN	FG-A	3FG-A	FT-A	Reb	PF	A	TO	B	S	TP
11/9	Elon	*	13	4-6	0-0	0-0	1	1	2	0	0	0	8
11/12	at LA Tech	*	33	2-7	0-1	0-0	8	2	2	1	1	2	4
11/15	Savannah State	*	20	3-7	1-2	2-2	4	2	1	0	0	0	9
11/18	Clemson	*	20	1-3	0-2	1-2	6	3	0	1	1	1	3
11/22	vs. Hampton	*	30	0-3	0-0	0-0	6	2	0	0	0	1	0
11/23	vs. Fla. Gulf Coast	*	29	5-11	1-1	0-1	5	0	2	2	0	3	11
11/24	vs. DePaul	*	35	5-7	0-1	0-1	5	2	0	1	0	1	10
11/28	Drexel	*	40	1-7	1-2	2-2	4	3	2	0	4	2	5
12/2	at Seton Hall	*	26	2-6	0-2	4-4	1	0	0	0	1	1	8
12/9	vs. Furman	*	23	1-6	0-1	0-0	2	1	2	0	2	3	2
12/19	#1/1 Stanford	*	34	2-9	1-3	0-0	3	1	0	1	1	1	5
12/21	SC State	*	17	1-6	1-3	0-0	1	3	0	2	0	0	3
12/29	Western Carolina	*	23	3-5	1-1	0-0	2	2	2	1	0	0	7
1/3	#12/13 Tennessee	*	28	3-9	0-2	1-2	7	1	1	1	0	0	7
1/6	at Mississippi State	*	29	5-9	0-1	1-2	6	3	0	1	0	3	11
1/10	Vanderbilt	*	32	1-5	0-0	3-3	8	3	2	3	3	3	5
1/13	at #13/12 Georgia	*	35	0-5	0-2	2-2	4	4	1	4	0	3	2
1/17	LSU	*	27	0-5	0-3	0-0	2	4	3	1	0	0	0
1/20	at Florida	*	14	0-4	0-1	0-0	3	5	1	1	0	0	0
1/24	#5/4 Kentucky	*	20	0-6	0-1	0-0	3	1	0	1	0	1	0
1/27	at Arkansas	*	27	2-5	1-3	0-0	2	3	2	2	2	1	5
2/3	Auburn	*	22	1-3	1-2	0-0	2	1	1	2	0	0	3
2/7	at Alabama	*	32	2-8	0-5	2-3	7	1	0	2	0	0	6
2/10	#14/16 Texas A&M	*	29	1-7	0-3	0-0	7	4	1	1	0	0	2
<b>Totals</b>		<b>24</b>	<b>638</b>	<b>45-149</b>	<b>8-42</b>	<b>18-24</b>	<b>99</b>	<b>52</b>	<b>25</b>	<b>28</b>	<b>15</b>	<b>26</b>	<b>116</b>
			<b>26.6</b>	<b>.302</b>	<b>.190</b>	<b>.750</b>	<b>4.1</b>	<b>1.0</b>			<b>1.1</b>	<b>4.8</b>	
<b>SEC Totals</b>		<b>11</b>	<b>295</b>	<b>15-66</b>	<b>2-23</b>	<b>9-12</b>	<b>51</b>	<b>30</b>	<b>12</b>	<b>19</b>	<b>5</b>	<b>11</b>	<b>41</b>
			<b>26.8</b>	<b>.227</b>	<b>.087</b>	<b>.750</b>	<b>4.6</b>	<b>1.1</b>			<b>1.0</b>	<b>3.7</b>	





Official Basketball Box Score -- Game Totals -- Final Statistics  
**Elon vs South Carolina**  
 11/09/12 7 p.m. at Columbia, S.C./Colonial Life Arena



**Elon 44 • 0-1**

#	Player		Total		3-Ptr		Rebounds			PF	TP	A TO Blk Stl				Min
			FG	FGA	FG	FGA	FT	FTA	Off			Def	Total	A	TO	
02	EVANS, Kelsey	f	2-7	0-0	4-4	1	2	3	3	8	0	1	1	1	1	26
01	STEPHENSON, Zora	g	2-3	1-2	0-0	0	1	1	1	5	0	0	0	0	1	23
11	FORD, Ali	g	3-6	1-3	1-2	0	1	1	3	8	2	8	0	1	1	30
23	HARRIS, Kelsey	g	0-8	0-1	2-2	6	3	9	1	2	1	1	1	0	1	26
24	COFFER, Sam	g	2-6	0-1	2-2	2	3	5	2	6	0	2	0	0	0	26
05	REDMOND, Shon		5-13	0-0	0-1	2	3	5	4	10	1	7	0	1	1	22
10	HUDSON, Lauren		0-0	0-0	0-0	0	0	0	0	0	0	0	0	0	0	3
15	RAZOR, Nicole		0-1	0-0	0-0	0	0	0	0	0	0	1	0	0	0	2
21	COCHRAHAM, Shannen		1-2	0-0	1-2	2	2	4	5	3	0	0	0	0	1	14
22	FARMER, Jessica		1-3	0-0	0-0	1	1	2	3	2	0	2	1	2	2	20
32	CARTER, Autumn		0-5	0-0	0-0	0	0	0	1	0	0	0	0	0	0	8
Team							2 1 3									
Totals			16-54	2-7	10-13	16	17	33	23	44	4	22	3	7	200	
FG % 1st Half: 10-25 40.0%			2nd half: 6-29 20.7%		Game: 16-54 29.6%		Deadball Rebounds									
3FG % 1st Half: 1-2 50.0%			2nd half: 1-5 20.0%		Game: 2-7 28.6%											
FT % 1st Half: 4-4 100.0%			2nd half: 6-9 66.7%		Game: 10-13 76.9%									1,1		

**South Carolina 77 • 1-0**

#	Player		Total		3-Ptr		Rebounds			PF	TP	A TO Blk Stl				Min
			FG	FGA	FG	FGA	FT	FTA	Off			Def	Tot	A	TO	
21	BRUNER, Ashley	f	7-11	0-0	1-5	3	0	3	0	15	0	2	0	0	24	
24	WELCH, Aleighsa	f	4-6	0-0	1-2	5	4	9	1	9	1	2	0	3	25	
03	WALKER, Ieasia	g	5-12	0-3	3-3	3	1	4	1	13	4	1	0	3	24	
20	WHITE, Sancheon	g	4-6	0-0	0-0	0	1	1	1	8	2	0	0	0	13	
25	MITCHELL, Tiffany	g	4-6	0-1	1-2	0	2	2	1	9	3	1	0	1	23	
05	SESSIONS, Khadijah		3-7	0-1	2-3	0	0	0	1	8	0	1	0	0	10	
12	MONTOUT, Wilka		0-3	0-2	1-4	2	0	2	2	1	2	1	0	1	18	
15	DAVIS, Tiffany		2-4	0-1	2-2	1	2	3	1	6	3	2	0	5	20	
31	DOZIER, Asia		0-8	0-6	4-7	4	6	10	4	4	0	2	1	0	26	
33	IBIAM, Elem		2-7	0-0	0-2	6	5	11	0	4	0	3	2	1	17	
Team							5 3 8									
Totals			31-70	0-14	15-30	29	24	53	12	77	15	15	3	14	200	
FG % 1st Half: 17-30 56.7%			2nd half: 14-40 35.0%	Game: 31-70 44.3%			Deadball Rebounds									
3FG % 1st Half: 0-3 0.0%			2nd half: 0-11 0.0%	Game: 0-14 0.0%			7									
FT % 1st Half: 7-13 53.8%			2nd half: 8-17 47.1%	Game: 15-30 50.0%												

Officials: Kelly Johnson, Ed Sidlasky, Kim Thebo  
 Technical fouls: Elon-None. South Carolina-None.  
 Attendance: 2912

Score by periods	1st	2nd	Total
Elon	25	19	44
South Carolina	41	36	77

Last FG - ELON 2nd-05:13, SC 2nd-01:11.  
 Largest lead - ELON None, SC by 33 2nd-01:11.

Score tied - 0 times.  
 Lead changed - 0 times.



Official Basketball Box Score -- Game Totals -- Final Statistics  
**South Carolina vs Louisiana Tech**  
 11/12/12 7 p.m. at Thomas Assembly Center Ruston, La.



**South Carolina 82 • 2-0, 0-0 SEC**

#	Player		Total		3-Ptr		Rebounds			PF	TP	A TO Blk Stl				Min
			FG-FGA	FG-FGA	FT-FTA	Off	Def	Tot	A			TO	Blk	Stl		
02	WALKER, Teasia	*	3-10	3-6	1-2	1	2	3	2	10	8	1	1	2	35	
20	WHITE, Sancheon	*	2-7	0-1	0-0	5	3	8	2	4	2	1	1	2	33	
21	BRUNER, Ashley	*	8-10	0-0	1-3	0	2	2	3	17	3	0	0	0	22	
24	WELCH, Aleighsa	*	4-6	0-0	6-8	4	4	8	3	14	1	0	2	2	26	
25	MITCHELL, Tiffany	*	5-11	0-2	3-4	2	6	8	2	13	0	2	0	0	25	
05	SESSIONS, Khadijah		1-1	0-0	1-2	1	0	1	0	3	1	1	0	1	8	
12	MONTOUT, Wilka		4-10	1-2	3-4	1	2	3	3	12	0	1	0	0	23	
15	DAVIS, Tiffany		1-1	1-1	1-2	0	1	1	0	4	0	0	0	0	6	
31	DOZIER, Asia		2-5	1-4	0-0	1	1	2	2	5	5	0	0	2	22	
Team							0			6		1				
Totals			30-61	6-16	16-25	15	27	42	17	82	20	7	4	9	200	
FG % 1st Half: 14-33 42.4%			2nd half: 16-28 57.1%		Game: 30-61 49.2%			Deadball Rebounds								
3FG % 1st Half: 4-9 44.4%			2nd half: 2-7 28.6%		Game: 6-16 37.5%			4								
FT % 1st Half: 8-12 66.7%			2nd half: 8-13 61.5%		Game: 16-25 64.0%											

**Louisiana Tech 58 • 0-2, 0-0 WAC**

#	Player		Total		3-Ptr		Rebounds			PF	TP	A TO Blk Stl				Min
			FG-FGA	FG-FGA	FT-FTA	Off	Def	Tot	A			TO	Blk	Stl		
01	Borum, Janay	*	2-6	0-0	0-0	0	1	1	2	4	5	4	0	1	20	
02	Frazier, Whitney	*	1-7	0-1	1-2	0	2	2	4	3	0	1	0	1	23	
04	Vucinic, Jelena	*	0-2	0-1	0-0	0	0	0	1	0	0	0	0	0	17	
10	Lewis, Brittany	*	3-5	1-1	3-4	2	3	5	0	10	0	0	0	0	21	
23	Perry, Lulu	*	6-14	2-7	2-4	0	2	2	0	16	3	2	0	0	38	
00	Hayes, Courtney		2-4	0-1	0-0	1	4	5	3	4	2	0	0	0	13	
03	Bryant, Jasmine		3-6	0-0	4-4	2	2	4	4	10	0	1	0	0	19	
15	Jefferson, Brittney		0-3	0-0	2-6	0	3	3	2	2	0	0	0	1	26	
21	Andrews, Kanedria		0-0	0-0	0-0	0	0	0	2	0	0	1	0	0	6	
30	Anderson, Tavasha		3-4	0-0	3-4	1	0	1	1	9	1	2	0	0	15	
33	Langston, Savanna		0-0	0-0	0-0	0	0	0	0	0	1	0	0	0	2	
Team							0 4 4					1				
Totals			20-51	3-11	15-24	6	21	27	19	58	12	12	0	3	200	
FG % 1st Half: 10-25 40.0%			2nd half: 10-26 38.5%			Game: 20-51 39.2%			Deadball Rebounds							
3FG % 1st Half: 1-4 25.0%			2nd half: 2-7 28.6%			Game: 3-11 27.3%			7							
FT % 1st Half: 6-10 60.0%			2nd half: 9-14 64.3%			Game: 15-24 62.5%										

Officials: Marlon Ramsey, John Fletcher, Kyle Bacon  
 Technical fouls: South Carolina-None. Louisiana Tech-None.  
 Attendance: 2160

Score by periods	1st	2nd	Total
South Carolina	40	42	82
Louisiana Tech	27	31	58

Last FG - SC 2nd-00:56, LATECH 2nd-01:14.  
 Largest lead - SC by 24 2nd-00:56, LATECH by 1 1st-19:25.

Score tied - 2 times.  
 Lead changed - 1 time.



Official Basketball Box Score -- Game Totals -- Final Statistics  
**Savannah State vs South Carolina**  
 11/15/12 7 p.m. at Columbia, S.C./Colonial Life Arena



**Savannah State 47 • 1-1**

#	Player		Total		3-Ptr		Rebounds			PF	TP	A TO Blk Stl				Min		
			FG	FGA	FG	FGA	FT	FTA	Off			Def	Total	A	TO		Blk	Stl
14	HOGUE, Erin	f	3-9	0-0	3-7	3	4	7	2	9	1	1	0	1	32			
24	GREENE, Charmaine	f	1-3	0-0	0-0	2	1	3	3	2	0	1	1	1	14			
04	NORMAN, Jasmine	g	4-7	1-2	0-0	1	1	2	1	9	1	1	1	1	19			
23	KALU, Ezinne	g	4-13	0-1	2-5	1	2	3	3	10	3	3	0	1	37			
35	THOMAS, Andrietta	g	4-10	0-0	4-4	1	2	3	1	12	1	2	0	0	27			
05	UBA, Blessing		0-2	0-1	0-0	1	0	1	1	0	0	1	0	0	15			
11	CUK, Smiljana		0-0	0-0	0-0	0	1	1	0	0	0	0	0	0	4			
13	THOMAS, Jasmine		0-0	0-0	0-0	0	1	1	0	0	0	1	0	0	11			
15	WILLIAMS, Jerryshia		0-1	0-0	0-0	0	1	1	0	0	0	0	0	0	11			
21	KIRKLAND, Jasmine		0-0	0-0	0-0	0	1	1	0	0	0	1	0	1	7			
22	TAYLOR, Alexandria		2-2	1-1	0-0	0	0	0	2	5	2	1	2	0	9			
55	FRAZIER, Chantrell		0-3	0-0	0-0	0	0	0	0	0	0	0	1	1	14			
Team					2-5			1	2	3								
Totals			18-50		2-5		9-16		10-16		26	13	47	8	12	5	6	200
FG % 1st Half:			7-24	29.2%	2nd half:	11-26	42.3%	Game:			18-56	36.0%	Deadball Rebounds					
3FG % 1st Half:			0-3	0.0%	2nd half:	2-2	100.0	Game:			2-5	40.0%	4					
FT % 1st Half:			6-10	60.0%	2nd half:	3-6	50.0%	Game:			9-16	56.3%						





Official Basketball Box Score -- Game Totals -- Final Statistics  
**Hampton vs South Carolina**  
11/22/12 2:15 p.m.AST at St. Thomas, U.S. Virgin Islands



**Hampton 34 • 4-1**

#	Player	Total		3-Ptr		Rebounds			PF	TP	A TO Blk Stl				Min
		FG-FGA	FG-FGA	FT-FTA	Off Def Tot	PF	TP	A TO Blk Stl							
13	AVANT, Keiara	f	1-9	0-1	6-6	2	1	3	4	8	0	3	0	1	35
21	BENNETT, Alyssa	f	5-20	1-4	2-6	1	7	8	3	13	0	6	0	2	40
33	WARD, Brielle	f	0-1	0-0	0-0	0	1	1	3	0	0	1	0	0	7
01	COLE, Kenia	g	0-1	0-0	2-2	0	4	4	1	0	2	1	0	3	26
02	HAMILTON, Nicole	g	2-15	0-5	2-2	1	2	3	2	6	3	3	1	3	40
11	PHILIPS, Ariel	g	1-1	0-0	0-0	0	1	1	2	2	0	1	0	2	16
15	JORDAN, Ryan	g	0-2	0-0	0-0	0	0	0	2	0	0	0	0	0	4
23	GUILFORD, JoNiquia	g	0-0	0-0	0-0	0	1	1	0	0	0	0	0	2	5
24	ALLEN, Olivia	g	2-6	1-2	0-0	0	2	2	2	5	0	0	0	0	14
25	BRUNSON, Delia	g	0-0	0-0	0-0	0	0	0	2	0	1	0	0	0	6
42	AUDAIN, Brascia	g	0-2	0-0	0-0	0	1	2	1	0	0	0	0	0	7
Team						5	2	7							
Totals			11-57	2-12	10-16	10	22	32	22	34	6	15	1	13	200

FG % 1st Half: 5-24 20.8% 2nd half: 6-33 18.2% Game: 11-57 19.3%  
3FG % 1st Half: 1-4 25.0% 2nd half: 1-8 12.5% Game: 2-12 16.7%  
FT % 1st Half: 2-4 50.0% 2nd half: 8-12 66.7% Game: 10-16 62.5%

**South Carolina 45 • 5-0**

#	Player	Total		3-Ptr		Rebounds			PF	TP	A TO Blk Stl				Min
		FG-FGA	FG-FGA	FT-FTA	Off Def Tot	PF	TP	A TO Blk Stl							
21	BRUNER, Ashley	f	2-6	0-0	1-9	4	8	12	2	5	2	5	0	1	28
24	WELCH, Aleighsa	f	6-7	0-0	4-6	6	5	11	0	16	1	7	0	1	31
25	MITCHELL, Tiffany	f	2-9	1-3	2-4	0	8	8	3	7	2	4	0	1	27
02	WALKER, Ieasia	g	2-7	2-5	0-0	0	2	2	1	6	1	5	0	0	34
20	WHITE, Sancheon	g	0-3	0-0	0-0	2	4	6	2	0	0	0	0	1	30
05	SESSIONS, Khadijah	g	1-2	0-0	0-0	0	1	1	0	2	1	3	0	0	9
12	MONTOUT, Wilka	g	1-3	1-1	0-0	1	1	2	0	3	0	2	0	1	14
33	DOZIER, Asia	g	1-8	1-4	2-2	0	3	3	3	5	0	2	0	0	19
31	IBIAM, Elem	g	0-1	0-0	1-2	0	5	5	1	1	0	0	1	0	8
Team						5	2	7							
Totals			15-46	5-13	10-27	18	39	57	12	45	7	29	1	5	200

FG % 1st Half: 7-27 25.9% 2nd half: 8-19 42.1% Game: 15-46 32.6%  
3FG % 1st Half: 3-6 50.0% 2nd half: 2-7 28.6% Game: 5-13 38.5%  
FT % 1st Half: 2-4 50.0% 2nd half: 8-23 34.8% Game: 10-27 37.0%

Score by periods				1st	2nd	Total				
Hampton				13	21	34				
South Carolina				19	26	45				

Last FG - HAM 2nd-01:40, SC 2nd-02:08.  
Largest lead - HAM None, SC by 15 2nd-11:30.

Score tied - 0 times.  
Lead changed - 0 times.

Deadball Rebounds 7

Points HAM 7 SC 11

In Paint 12 20 Off T/O 12 16 2nd Chance 4 15 Fast Break 6 8 Bench 7 11

Technical fouls: Hampton-None. South Carolina-None.

Attendance: 2012 Ezybonds Global Payments Paradise Jam Women's Basketball Tournament

Presented by Basketball Travelers

REEF DIVISION

Officials: Dee Kanter, Bryan Brunette, Geraldine Smith

Technical fouls: Hampton-None. South Carolina-None.

Attendance: 486

2012 Ezybonds Global Payments Paradise Jam Women's Basketball Tournament

Presented by Basketball Travelers

REEF DIVISION

Officials: Dee Kanter, Bryan Brunette, Geraldine Smith

Technical fouls: Hampton-None. South Carolina-None.

Attendance: 486

2012 Ezybonds Global Payments Paradise Jam Women's Basketball Tournament

Presented by Basketball Travelers

REEF DIVISION

Officials: Dee Kanter, Bryan Brunette, Geraldine Smith

Technical fouls: Hampton-None. South Carolina-None.

Attendance: 486

2012 Ezybonds Global Payments Paradise Jam Women's Basketball Tournament

Presented by Basketball Travelers

REEF DIVISION

Officials: Dee Kanter, Bryan Brunette, Geraldine Smith

Technical fouls: Hampton-None. South Carolina-None.

Attendance: 486

2012 Ezybonds Global Payments Paradise Jam Women's Basketball Tournament

Presented by Basketball Travelers

REEF DIVISION

Officials: Dee Kanter, Bryan Brunette, Geraldine Smith

Technical fouls: Hampton-None. South Carolina-None.

Attendance: 486

2012 Ezybonds Global Payments Paradise Jam Women's Basketball Tournament

Presented by Basketball Travelers

REEF DIVISION

Officials: Dee Kanter, Bryan Brunette, Geraldine Smith

Technical fouls: Hampton-None. South Carolina-None.

Attendance: 486

2012 Ezybonds Global Payments Paradise Jam Women's Basketball Tournament

Presented by Basketball Travelers

REEF DIVISION

Officials: Dee Kanter, Bryan Brunette, Geraldine Smith

Technical fouls: Hampton-None. South Carolina-None.

Attendance: 486

2012 Ezybonds Global Payments Paradise Jam Women's Basketball Tournament

Presented by Basketball Travelers

REEF DIVISION

Officials: Dee Kanter, Bryan Brunette, Geraldine Smith

Technical fouls: Hampton-None. South Carolina-None.

Attendance: 486

2012 Ezybonds Global Payments Paradise Jam Women's Basketball Tournament

Presented by Basketball Travelers

REEF DIVISION

Officials: Dee Kanter, Bryan Brunette, Geraldine Smith

Technical fouls: Hampton-None. South Carolina-None.

Attendance: 486

2012 Ezybonds Global Payments Paradise Jam Women's Basketball Tournament

Presented by Basketball Travelers

REEF DIVISION

Officials: Dee Kanter, Bryan Brunette, Geraldine Smith

Technical fouls: Hampton-None. South Carolina-None.

Attendance: 486

2012 Ezybonds Global Payments Paradise Jam Women's Basketball Tournament

Presented by Basketball Travelers

REEF DIVISION

Officials: Dee Kanter, Bryan Brunette, Geraldine Smith

Technical fouls: Hampton-None. South Carolina-None.

Attendance: 486

2012 Ezybonds Global Payments Paradise Jam Women's Basketball Tournament

Presented by Basketball Travelers

REEF DIVISION

Officials: Dee Kanter, Bryan Brunette, Geraldine Smith

Technical fouls: Hampton-None. South Carolina-None.

Attendance: 486

2012 Ezybonds Global Payments Paradise Jam Women's Basketball Tournament

Presented by Basketball Travelers

REEF DIVISION

Officials: Dee Kanter, Bryan Brunette, Geraldine Smith

Technical fouls: Hampton-None. South Carolina-None.

Attendance: 486

2012 Ezybonds Global Payments Paradise Jam Women's Basketball Tournament

Presented by Basketball Travelers

REEF DIVISION

Officials: Dee Kanter, Bryan Brunette, Geraldine Smith

Technical fouls: Hampton-None. South Carolina-None.

Attendance: 486

2012 Ezybonds Global Payments Paradise Jam Women's Basketball Tournament

Presented by Basketball Travelers

REEF DIVISION

Officials: Dee Kanter, Bryan Brunette, Geraldine Smith

Technical fouls: Hampton-None. South Carolina-None.

Attendance: 486

2012 Ezybonds Global Payments Paradise Jam Women's Basketball Tournament

Presented by Basketball Travelers

REEF DIVISION

Officials: Dee Kanter, Bryan Brunette, Geraldine Smith

Technical fouls: Hampton-None. South Carolina-None.

Attendance: 486

2012 Ezybonds Global Payments Paradise Jam Women's Basketball Tournament

Presented by Basketball Travelers

REEF DIVISION

Officials: Dee Kanter, Bryan Brunette, Geraldine Smith

Technical fouls: Hampton-None. South Carolina-None.

Attendance: 486

2012 Ezybonds Global Payments Paradise Jam Women's Basketball Tournament

Presented by Basketball Travelers

REEF DIVISION

Officials: Dee Kanter, Bryan Brunette, Geraldine Smith

Technical fouls: Hampton-None. South Carolina-None.

Attendance: 486

2012 Ezybonds Global Payments Paradise Jam Women's Basketball Tournament

Presented by Basketball Travelers

REEF DIVISION

Officials: Dee Kanter, Bryan Brunette, Geraldine Smith

Technical fouls: Hampton-None. South Carolina-None.

Attendance: 486

2012 Ezybonds Global Payments Paradise Jam Women's Basketball Tournament

Presented by Basketball Travelers

REEF DIVISION

Officials: Dee Kanter, Bryan Brunette, Geraldine Smith

Technical fouls: Hampton-None. South Carolina-None.

Attendance: 486

2012 Ezybonds Global Payments Paradise Jam Women's Basketball Tournament

Presented by Basketball Travelers

REEF DIVISION

Officials: Dee Kanter, Bryan Brunette, Geraldine Smith

Technical fouls: Hampton-None. South Carolina-None.

Attendance: 486

2012 Ezybonds Global Payments Paradise Jam Women's Basketball Tournament

Presented by Basketball Travelers

REEF DIVISION

Officials: Dee Kanter, Bryan Brunette, Geraldine Smith

Technical fouls: Hampton-None. South Carolina-None.

Attendance: 486

2012 Ezybonds Global Payments Paradise Jam Women's Basketball Tournament

Presented by Basketball Travelers

REEF DIVISION

Officials: Dee Kanter, Bryan Brunette, Geraldine Smith

Technical fouls: Hampton-None. South Carolina-None.

Attendance: 486

2012 Ezybonds Global Payments Paradise Jam Women's Basketball Tournament

Presented by Basketball Travelers

REEF DIVISION

Officials: Dee Kanter, Bryan Brunette, Geraldine Smith

Technical fouls: Hampton-None. South Carolina-None.

Attendance: 486

2012 Ezybonds Global Payments Paradise Jam Women's Basketball Tournament

Presented by Basketball Travelers

REEF DIVISION

Officials: Dee Kanter, Bryan Brunette, Geraldine Smith

Technical fouls: Hampton-None. South Carolina-None.

Attendance: 486

2012 Ezybonds Global Payments Paradise Jam Women's Basketball Tournament

Presented by Basketball Travelers

REEF DIVISION

Officials: Dee Kanter, Bryan Brunette, Geraldine Smith

Technical fouls: Hampton-None. South Carolina-None.

Attendance: 486

2012 Ezybonds Global Payments Paradise Jam Women's Basketball Tournament

Presented by Basketball Travelers

REEF DIVISION

Officials: Dee Kanter, Bryan Brunette, Geraldine Smith

Technical fouls: Hampton-None. South Carolina-None.

Attendance: 486

2012 Ezybonds Global Payments Paradise Jam Women's Basketball Tournament

Presented by Basketball Travelers

REEF DIVISION

Officials: Dee Kanter, Bryan Brunette, Geraldine Smith



Official Basketball Box Score -- Game Totals -- Final Statistics  
**#-/24 South Carolina vs Seton Hall**  
 12/2/12 2:00 PM at South Orange, N.J. (Walsh Gymnasium)



**#-/24 South Carolina 55 • 9-0**

#	Player		Total		3-Ptr		Rebounds			PF	TP	A TO Blk Stl				Min
			FG-FGA	FG-FGA	FT-FTA	Off	Def	Tot								
21	BRUNER, Ashley	f	4-8	0-1	1-4	3	4	7	1	9	2	3	0	5	30	
24	WELCH, Aleighsa	f	5-11	0-0	4-4	7	3	10	1	14	0	2	0	1	32	
02	WALKER, Ieasia	g	2-7	2-5	0-3	1	2	3	2	6	1	4	1	1	36	
20	WHITE, Sancheon	g	2-6	0-2	4-4	1	0	1	0	8	0	0	1	1	26	
25	MITCHELL, Tiffany	g	4-7	2-2	3-9	3	8	11	3	13	1	4	0	1	28	
05	SESSIONS, Khadijah		1-5	0-2	1-3	1	0	1	0	3	1	0	0	2	15	
12	MONTOUT, Wilka		1-4	0-1	0-1	1	0	1	0	2	0	0	0	0	11	
31	DOZIER, Asia		0-1	0-0	0-0	0	1	1	0	0	0	0	0	0	10	
33	IBIAM, Elem		0-4	0-0	0-0	0	1	1	1	0	0	0	1	0	12	
	Team					0	2	2					1			
	Totals		19-53	4-13	13-28	17	21	38	8	55	5	14	3	11	200	

FG % 1st Half: 10-31 32.3% 2nd half: 9-22 40.9% Game: 19-53 35.8% Deadball Rebounds 9,2  
 3FG % 1st Half: 1-7 14.3% 2nd half: 3-6 50.0% Game: 4-13 30.8%  
 FT % 1st Half: 3-9 33.3% 2nd half: 10-19 52.6% Game: 13-28 46.4%

**Seton Hall 42 • 3-5**

#	Player		Total		3-Ptr		Rebounds			PF	TP	A TO Blk Stl				Min
			FG-FGA	FG-FGA	FT-FTA	Off	Def	Tot								
13	MASEKO, Alexandra	f	4-6	0-0	0-0	0	0	0	4	8	1	2	0	1	22	
44	JOHNSON, Janee	f	3-8	0-0	0-0	2	7	9	2	6	0	2	2	1	35	
02	MORRIS, Brittany	g	4-11	2-4	0-0	0	5	5	3	10	2	2	0	1	38	
05	BROWN, Alexis	g	3-5	0-0	1-2	0	1	1	5	7	3	5	0	3	28	
11	SIMMONS, Ka-Deidre	g	3-7	1-1	0-0	0	1	1	1	7	5	4	0	4	39	
01	RICHARDSON-SMITH,		0-4	0-1	0-0	0	1	1	0	0	0	1	2	0	8	
03	EKEDIGWE, Chizoba		0-1	0-0	0-0	1	1	2	5	0	0	2	1	0	10	
15	WEBB, Brittany		0-0	0-0	0-0	0	1	1	2	0	0	1	0	1	5	
22	GREEN, Terry		1-3	1-2	0-0	0	3	3	1	3	0	0	0	0	9	
55	JONES, Breanna		0-0	0-0	1-2	0	0	0	0	1	0	0	0	0	6	
Team						0	3	3				1				

FG % 1st Half: 10-21 47.6% 2nd half: 8-24 33.3% Game: 18-45 40.0% Deadball Rebounds 3  
 3FG % 1st Half: 1-2 50.0% 2nd half: 3-6 50.0% Game: 4-8 50.0%  
 FT % 1st Half: 1-2 50.0% 2nd half: 1-2 50.0% Game: 2-4 50.0%

Officials: Denise Brooks, Amy Bonner, Ed Sidlasky  
 Technical fouls: #-/24 South Carolina-None. Seton Hall-TEAM.  
 Attendance: 432  
 Unsporting Technical Foul on SHU HC Anne Donovan with 9:01 remaining in 2nd half.

Score by periods	1st	2nd	Total
#-/24 South Carolina	24	31	55
Seton Hall	22	20	42

Last FG - SC 2nd-00:31, SHU 2nd-01:07.  
 Largest lead - SC by 16 2nd-04:04, SHU by 6 1st-05:14.  
 Score tied - 2 times.  
 Lead changed - 5 times.



Official Basketball Box Score -- Game Totals -- Final Statistics  
**Furman vs #-/21 South Carolina**  
 12/9/12 3 p.m. at Columbia, S.C./Colonial Life Arena



**Furman 35 • 3-5**

#	Player		Total		3-Ptr		Rebounds			PF	TP	A TO Blk Stl				Min
			FG-FGA	FG-FGA	FT-FTA	Off	Def	Tot	A			TO	Blk	Stl		
21	WILKINS, Holli	f	1-6	0-0	2-2	0	2	2	4	4	0	3	0	0	27	
33	GRISWOLD, Teshia	f	2-9	1-5	4-4	2	2	4	0	9	1	0	0	0	38	
03	NORWOOD, Erica	g	2-10	0-1	0-0	0	4	4	4	4	1	6	0	0	24	
15	BRYAN, Savonia	g	0-2	0-0	0-0	0	4	4	2	0	0	2	0	0	20	
31	HODGES, Brittany	g	3-6	0-0	4-4	3	4	7	4	10	0	3	1	0	38	
11	REIMER, Courtney		0-0	0-0	0-0	0	0	0	0	0	0	0	1	0	2	
12	ELLIS, Kelsey		0-1	0-0	0-0	0	1	1	0	0	0	0	0	0	9	
14	MURPHY, Kaitlin		2-7	1-2	0-0	1	1	2	1	5	0	5	0	0	21	
20	THOMPSON, Raegan		1-4	1-2	0-0	0	1	1	0	3	0	1	0	0	12	
23	PETERSON, Alexis		0-1	0-0	0-0	1	2	3	0	0	0	2	0	0	7	
42	GOODWIN, Shianne		0-0	0-0	0-0	0	0	0	0	0	0	0	0	0	2	

FG % 1st Half: 5-22 22.7% 2nd half: 6-24 25.0% Game: 11-46 23.9% Deadball Rebounds 0  
 3FG % 1st Half: 0-3 0.0% 2nd half: 3-7 42.9% Game: 3-10 30.0%  
 FT % 1st Half: 10-10 100.0 2nd half: 0-0 0.0% Game: 10-10 100.0

**#-/21 South Carolina 69 • 10-0**

F: 1st half: 10-10 100.0 2nd half: 0-0 0.0% Game: 10-10 100.0																
#-/21 South Carolina 69 - 10-0																
#	Player		Total		3-Ptr		Rebounds			PF	TP	A TO Blk Stl				Min
			FG-FGA	FG-FGA	FT-FTA	Off	Def	Tot	A			TO	Blk	Stl		
21	BRUNER, Ashley	f	1-6	0-0	0-0	4	1	5	2	2	1	2	2	1	21	
24	WELCH, Aleighsa	f	3-4	0-0	5-6	2	1	3	0	11	0	1	0	0	17	
02	WALKER, Ieasia	g	4-10	0-3	1-1	1	2	3	1	9	1	1	0	5	21	
20	WHITE, Sancheon	g	1-6	0-1	0-0	1	1	2	1	2	2	0	2	3	23	
25	MITCHELL, Tiffany	g	8-13	0-1	0-2	2	2	4	1	16	1	2	0	5	29	
05	SESSIONS, Khadijah		2-5	0-3	3-4	0	2	2	1	7	2	1	1	1	23	
12	MONTOUT, Wilka		4-9	0-2	2-2	2	1	3	1	10	1	0	2	0	23	
31	DOZIER, Asia		1-5	1-5	1-2	0	2	2	2	4	0	0	1	0	21	
33	IBIAM, Elem		4-8	0-0	0-2	3	6	9	2	8	1	1	1	0	22	

FG % 1st Half: 15-32 46.9% 2nd half: 13-34 38.2% Game: 28-66 42.4% Deadball Rebounds 5,2  
 3FG % 1st Half: 0-7 0.0% 2nd half: 1-8 12.5% Game: 1-15 6.7%  
 FT % 1st Half: 7-11 63.6% 2nd half: 5-8 62.5% Game: 12-19 63.2%

Officials: Laura C. Morris, Bruce Morris, Nick Marshall  
 Technical fouls: Furman-None. #-/21 South Carolina-None.  
 Attendance: 2618

Score by periods	1st	2nd	Total
Furman	20	15	35
#-/21 South Carolina	37	32	69

Last FG - FUR 2nd-02:28, SC 2nd-01:07.  
 Largest lead - FUR None, SC by 34 2nd-02:47.  
 Score tied - 0 times.  
 Lead changed - 0 times.



Official Basketball Box Score -- Game Totals -- Final Statistics  
**#1/1 Stanford vs #21/17 South Carolina**  
 12/19/12 7:40 p.m. at Columbia, S.C./Colonial Life Arena



**#1/1 Stanford 53 • 10-0**

#	Player		Total		3-Ptr		Rebounds			PF	TP	A TO Blk Stl				Min
			FG-FGA	FG-FGA	FT-FTA	Off	Def	Tot	A			TO	Blk	Stl		
03	Ruef, Mikaela	f	2-3	0-0	0-0	0	6	6	3	4	0	1	0	0	22	
13	Ogwumike, Chiney	f	8-16	0-0	5-7	2	13	15	3	21	0	4	4	0	40	
44	Tinkle, Joslyn	f	0-1	0-0	0-0	1	6	7	3	0	1	2	7	1	36	
01	Kokenis, Toni	g	4-13	0-1	7-7	0	1	1	4	15	0	3	0	1	35	
33	Orange, Amber	g	5-11	0-0	1-1	1	3	4	1	11	3	7	0	2	37	
04	Greenfield, Taylor		0-1	0-1	0-0	0	0	0	0	0	0	0	0	0	11	
23	Camp, Jasmine		0-0	0-0	0-0	0	0	0	0	0	0	1	0	0	3	
25	Payne, Erica		0-0	0-0	0-0	0	0	0	0	0	0	0	0	0	3	
41	Samuelson, Bonnie		0-2	0-2	2-2	1	2	3	1	2	0	0	0	0	13	
	Team					4	2	6								
Totals			19-47	0-4	15-17	9	33	42	15	53	4	18	11	4	200	

FG % 1st Half: 9-23 39.1% 2nd half: 10-24 41.7% Game: 19-47 40.4% Deadball Rebounds 1,1  
 3FG % 1st Half: 0-3 0.0% 2nd half: 0-1 0.0% Game: 0-4 0.0%  
 FT % 1st Half: 6-8 75.0% 2nd half: 9-9 100.0% Game: 15-17 88.2%

**#21/17 South Carolina 49 • 10-1**

#	Player		Total		3-Ptr		Rebounds			PF	TP	A TO Blk Stl				Min
			FG-FGA	FG-FGA	FT-FTA	Off	Def	Tot	A			TO	Blk	Stl		
21	BRUNER, Ashley	f	1-9	0-0	3-4	2	6	8	3	5	1	2	0	2	35	
24	WELCH, Aleighsa	f	7-10	0-0	3-6	1	4	5	3	17	2	0	0	0	34	
02	WALKER, Ieasia	g	5-15	2-5	3-4	1	2	3	4	15	3	0	0	4	35	
20	WHITE, Sancheon	g	2-9	1-3	0-0	3	0	3	1	5	0	1	1	1	34	
25	MITCHELL, Tiffany	g	1-13	0-3	0-0	2	3	5	3	2	0	3	1	2	34	
05	SESSIONS, Khadijah		0-1	0-1	0-0	0	0	0	1	0	0	0	0	0	9	
12	MONTOUT, Wilka		0-0	0-0	0-0	0	0	0	2	0	0	0	0	0	3	
31	DOZIER, Asia		2-4	1-3	0-0	0	0	0	1	5	0	0	0	0	8	
33	IBIAM, Elem		0-2	0-0	0-0	2	1	3	1	0	0	1	0	1	8	
	Team					2	2	4								
Totals			18-63	4-15	9-14	13	18	31	19	49	6	7	2	10	200	



Official Basketball Box Score -- Game Totals -- Final Statistics  
**Western Carolina vs #19/16 South Carolina**  
 12/29/12 7 p.m. at Columbia, S.C./Colonial Life Arena



**Western Carolina 44 • 3-8**

#	Player	Total		3-Ptr		Rebounds			PF	TP	A TO Blk Stl			Min
		FG-FGA	FG-FGA	FT-FTA	Off Def Tot	PF	TP	A TO Blk Stl						
11	HUNNICUTT, Diamond	f	1-3	0-0	1-2	0	1	0	3	0	3	0	0	18
21	ABRAHAM, Alex	f	1-3	0-0	0-0	1	3	4	3	2	1	0	1	26
34	TERRY, Shauna	f	2-6	0-0	1-1	1	1	2	4	5	0	1	0	15
03	HADEN, Hana	g	1-2	1-1	0-0	0	0	0	0	3	2	1	0	23
20	LANE, Ali	g	1-5	0-0	0-0	3	3	6	2	2	1	5	0	25
05	MCKINNEY, Janae'	g	1-4	0-0	0-0	0	1	1	0	2	0	1	0	16
14	THACKER, Nancy	g	0-0	0-0	0-0	0	0	0	0	0	0	0	0	2
15	SIMPSON, Lindsay	g	4-7	1-3	0-1	2	0	2	1	9	0	1	0	16
23	WAKAMA, Rena	g	2-8	0-1	0-0	2	3	5	0	4	1	2	0	14
25	JOSEPH, Erika	g	1-2	0-0	0-0	1	0	1	1	2	0	0	0	8
32	CAMPBELL, Makensey	g	3-3	1-1	2-2	0	0	0	2	9	0	0	0	13
33	LYON, Kristen	g	0-1	0-0	1-2	0	0	0	1	1	2	0	0	9
35	BURLESON, Lindsey	g	0-0	0-0	0-0	0	1	1	0	0	0	0	0	2
43	STEWART, Melanie	g	1-2	0-0	0-0	0	1	1	2	2	0	3	2	13
Team						2	3	5						
Totals			18-46	3-6	5-8	12	17	29	16	44	8	20	2	200

FG % 1st Half: 8-19 42.1% 2nd half: 10-27 37.0% Game: 18-46 39.1%  
 3FG % 1st Half: 1-2 50.0% 2nd half: 2-4 50.0% Game: 3-6 50.0%  
 FT % 1st Half: 1-2 50.0% 2nd half: 4-6 66.7% Game: 5-8 62.5%

Deadball Rebounds 1

**#19/16 South Carolina 66 • 12-1**

#	Player	Total		3-Ptr		Rebounds			PF	TP	A TO Blk Stl			Min
		FG-FGA	FG-FGA	FT-FTA	Off Def Tot	PF	TP	A TO Blk Stl						
21	BRUNER, Ashley	f	2-8	0-1	0-2	2	3	5	0	4	2	1	1	29
24	WELCH, Aleighsa	f	3-4	0-0	2-2	3	3	6	0	8	2	1	0	18
02	WALKER, Ieasia	g	3-5	1-1	2-3	0	1	1	3	9	4	1	0	28
20	WHITE, Sancheon	g	3-5	1-1	0-0	1	1	2	2	7	2	1	0	23
25	MITCHELL, Tiffany	g	5-6	2-2	0-3	2	0	2	4	12	1	2	0	23
05	SESSIONS, Khadijah	g	3-6	1-2	0-0	1	1	2	0	7	2	2	1	18
12	MONTOUT, Wilka	g	3-8	0-1	0-0	1	1	2	0	6	0	0	0	19
31	DOZIER, Asia	g	2-6	1-1	0-3	1	1	2	1	5	1	2	1	17
33	IBIAM, Elem	g	4-8	0-0	0-1	5	4	9	2	8	1	0	5	25
Team						1	1	2						
Totals			28-56	6-9	4-14	17	16	33	12	66	15	10	8	200

FG % 1st Half: 13-31 41.9% 2nd half: 15-25 60.0% Game: 28-56 50.0%  
 3FG % 1st Half: 2-4 50.0% 2nd half: 4-5 80.0% Game: 6-9 66.7%  
 FT % 1st Half: 1-7 14.3% 2nd half: 3-7 42.9% Game: 4-14 28.6%

Deadball Rebounds 4,2

Officials: Nanette Sisk, Ed Sidlasky, Dawn Marsh  
 Technical fouls: Western Carolina-None. #19/16 South Carolina-None.  
 Attendance: 3248

Score by periods	1st	2nd	Total
Western Carolina	18	26	44
#19/16 South Carolina	29	37	66

Last FG - WCU 2nd-00:05, SC 2nd-01:51.  
 Largest lead - WCU None, SC by 28 2nd-01:51.

Points	In Paint	Off T/O	2nd Chance	Fast Break	Bench
WCU	12	9	9	3	29
SC	30	21	15	8	26

Score tied - 0 times.  
 Lead changed - 0 times.



Official Basketball Box Score -- Game Totals -- Final Statistics  
**#18/15 South Carolina vs Mississippi State**  
 01/06/13 2 pm at Starkville, Miss. (Humphrey Coliseum)



**#18/15 South Carolina 60 • 13-2 (1-1 SEC)**

#	Player	Total		3-Ptr		Rebounds			PF	TP	A TO Blk Stl			Min
		FG-FGA	FG-FGA	FT-FTA	Off Def Tot	PF	TP	A TO Blk Stl						
21	BRUNER, Ashley	f	1-3	0-0	5-12	0	5	7	3	7	0	2	0	22
24	WELCH, Aleighsa	f	5-9	0-0	6-8	3	4	7	4	16	3	0	0	31
02	WALKER, Ieasia	g	2-6	0-0	4-6	1	3	4	2	8	1	4	0	18
20	WHITE, Sancheon	g	5-9	0-1	1-2	3	3	6	3	11	0	1	0	29
25	MITCHELL, Tiffany	g	0-4	0-0	5-6	1	4	5	2	5	0	2	0	13
05	SESSIONS, Khadijah	g	0-1	0-1	5-7	0	0	0	2	5	1	3	0	12
12	MONTOUT, Wilka	g	0-1	0-0	2-2	1	3	4	0	2	0	0	0	15
31	DOZIER, Asia	g	0-0	0-0	1-2	0	2	2	0	1	0	0	1	9
33	IBIAM, Elem	g	1-6	0-0	3-5	1	2	3	0	5	0	0	2	19
Team						2	2	4						
Totals			14-39	0-2	32-50	12	28	40	16	60	5	12	3	200

FG % 1st Half: 6-21 28.6% 2nd half: 8-18 44.4% Game: 14-39 35.9%  
 3FG % 1st Half: 0-1 0.0% 2nd half: 0-1 0.0% Game: 0-2 0.0%  
 FT % 1st Half: 16-24 66.7% 2nd half: 16-26 61.5% Game: 32-50 64.0%

Deadball Rebounds 9,1

**Mississippi State 46 • 8-7 (0-2 SEC)**

#	Player	Total		3-Ptr		Rebounds			PF	TP	A TO Blk Stl			Min
		FG-FGA	FG-FGA	FT-FTA	Off Def Tot	PF	TP	A TO Blk Stl						
10	Martha Alwal	f	1-4	0-0	2-2	3	5	8	4	4	0	0	4	23
23	Carnecia Williams	f	0-1	0-0	0-0	1	3	4	5	0	0	1	0	9
02	Darriel Gaynor	g	1-4	1-4	0-0	0	1	1	2	3	1	0	0	21
14	Kendra Grant	g	4-10	0-0	7-8	1	0	1	3	15	0	2	0	40
21	Jerica James	g	6-17	2-6	0-0	0	4	4	3	14	1	2	0	36
05	Sherise Williams	g	2-6	0-0	1-4	1	5	6	5	3	0	3	3	30
11	Katia May	g	1-1	1-1	0-0	0	0	0	1	3	0	2	0	4
12	Candace Foster	g	0-1	0-0	0-0	0	0	0	1	0	2	1	0	12
20	Shamia Robinson	g	1-3	0-0	0-0	0	1	1	4	2	1	0	0	17
44	Jessy Ward	g	0-3	0-1	0-0	0	1	1	1	0	0	0	0	8
Team						2	2	4						
Totals			16-50	4-12	10-14	8	22	30	29	46	5	13	7	200

FG % 1st Half: 7-25 28.0% 2nd half: 9-25 36.0% Game: 16-50 32.0%  
 3FG % 1st Half: 2-5 40.0% 2nd half: 2-7 28.6% Game: 4-12 33.3%  
 FT % 1st Half: 4-5 80.0% 2nd half: 6-9 66.7% Game: 10-14 71.4%

Deadball Rebounds 1

Officials: Eric Koch, Roy Gulbeyan, Charlie Huest  
 Technical fouls: #18/15 South Carolina-None. Mississippi State-None.  
 Attendance: 1325

Score by periods	1st	2nd	Total
#18/15 South Carolina	28	32	60
Mississippi State	20	26	46

Last FG - SC 2nd-01:05, MS 2nd-01:30.  
 Largest lead - SC by 18 2nd-03:56, MS None.

Points	In Paint	Off T/O	2nd Chance	Fast Break	Bench
SC	24	17	13	8	13
MS	10	5	8	0	10

Score tied - 0 times.  
 Lead changed - 0 times.



Official Basketball Box Score -- Game Totals -- Final Statistics  
**#12/13 Tennessee vs #18/15 South Carolina**  
 01/03/13 9 p.m. at Columbia, S.C./Colonial Life Arena



**#12/13 Tennessee 73 • 10-3, 1-0 SEC**

#	Player	Total		3-Ptr		Rebounds			PF	TP	A TO Blk Stl			Min
		FG-FGA	FG-FGA	FT-FTA	Off Def Tot	PF	TP	A TO Blk Stl						
12	Graves, Bashaara	f	2-6	0-0	5-6	1	7	8	4	9	1	3	0	34
13	Spani, Taber	f	7-11	4-5	0-0	2	4	6	2	18	0	0	2	36
20	Harrison, Isabelle	c	9-12	0-0	0-0	2	12	14	1	18	1	3	7	23
05	Massengale, Ariel	g	4-8	2-3	3-4	0	0	0	1	13	3	1	0	31
10	Simmons, Meighan	g	4-14	0-3	2-2	0	3	3	2	10	4	2	1	35
01	Phillips, Jasmine	g	0-1	0-0	1-2	1	0	1	0	1	0	2	0	2
02	Jones, Jasmine	g	0-1	0-0	0-0	1	0	1	1	0	0	1	0	8
04	Williams, Kamiko	g	2-2	0-0	0-0	1	3	4	1	4	1	0	1	16
21	Moore, Nia	g	0-1	0-0	0-0	1	0	1	1	0	0	0	0	3
Team						1	0	1						
Totals			28-56	6-11	11-14	10	29	39	13	73	10	12	11	200

FG % 1st Half: 12-22 54.5% 2nd half: 16-34 47.1% Game: 28-56 50.0%  
 3FG % 1st Half: 3-4 75.0% 2nd half: 3-7 42.9% Game: 6-11 54.5%  
 FT % 1st Half: 5-6 83.3% 2nd half: 6-8 75.0% Game: 11-14 78.6%

Deadball Rebounds 2,2

**#18/15 South Carolina 53 • 12-2, 0-1 SEC**

#	Player		Total		3-Ptr		Rebounds			PF	TP	A TO Blk Stl			Min	
			FG-FGA	FG-FGA	FT-FTA	Off	Def	Tot								
21	BRUNER, Ashley	f	4-10	0-0	4-8	4	2	6	0	12	1	1	0	4	29	
24	WELCH, Aleighsa	f	3-7	0-0	0-1	3	2	5	2	6	0	1	0	0	22	
02	WALKER, Ieasia	g	4-12	2-6	0-0	1	6	7	2	10	3	4	1	0	31	
20	WHITE, Sancheon	g	3-9	0-2	1-2	3	4	7	1	7	1	1	0	0	28	
25	MITCHELL, Tiffany	g	5-17	1-3	3-3	5	0	5	0	14	1	1	0	1	35	
05	SESSIONS, Khadijah		0-1	0-1	1-2	0	1	1	1	1	0	1	0	1	9	
12	MONTOUT, Wilka		0-2	0-1	0-0	2	0	2	1	0	0	1	0	0	12	
31	DOZIER, Asia		1-7	1-5	0-0	1	1	2	0	3	0	1	0	0	17	
33	IBIAM, Elem		0-4	0-0	0-0	0	3	3	2	0	0	0	1	0	17	
Team						2	0	2								
Totals				20-69	4-18	9-16	21	20	40	9	53	6	11	2	6	200
FG % 1st Half: 12-31 38.7%			2nd half: 8-38 21.1%		Game: 20-69 29.0%											Deadball Rebounds 4
3FG % 1st Half: 3-7 42.9%			2nd half: 1-11 9.1%		Game: 4-18 22.2%											
FT % 1st Half: 4-5 80.0%			2nd half: 5-11 45.5%		Game: 9-16 56.3%											



Official Basketball Box Score -- Game Totals -- Final Statistics  
**#18/16 South Carolina vs #13/12 Georgia**  
 01/13/13 1:00 PM ET at Stegeman Coliseum -- Athens, Ga.



**#18/16 South Carolina 40 • 14-3 (2-2)**

#	Player	Total	3-Ptr		Rebounds			PF	TP	A TO Blk Stl				Min
		FG-FGA	FG-FGA	FT-FTA	Off	Def	Tot			A	TO	Blk	Stl	
02	WALKER, Ieasia	* 2-11	0-5	3-8	1	6	7	2	7	3	5	0	6	39
20	WHITE, Sancheon	* 0-5	0-2	2-2	1	3	4	4	2	1	4	0	3	35
21	BRUNER, Ashley	* 2-6	0-0	0-0	3	5	8	1	4	1	4	0	1	37
24	WELCH, Aleighsa	* 8-10	0-0	3-5	3	2	5	2	19	1	2	0	1	33
25	MITCHELL, Tiffany	* 3-10	0-2	0-1	4	6	10	1	6	2	5	0	1	36
05	SESSIONS, Khadijah	0-1	0-1	0-0	0	0	0	0	0	0	1	0	0	1
12	MONTOUT, Wilka	0-0	0-0	0-0	0	0	0	0	0	0	0	0	0	1
31	DOZIER, Asia	0-2	0-1	0-0	0	0	0	0	0	0	0	0	0	6
33	IBIAM, Elem	1-2	0-0	0-0	0	1	1	2	2	0	2	0	1	12
Team					0	2	2				1			
Totals		16-47	0-11	8-16	12	25	37	12	40	8	24	0	13	200

FG % 1st Half: 11-24 45.8% 2nd half: 5-23 21.7% Game: 16-47 34.0%  
 3FG % 1st Half: 0-4 0.0% 2nd half: 0-7 0.0% Game: 0-11 0.0%  
 FT % 1st Half: 3-7 42.9% 2nd half: 5-9 55.6% Game: 8-16 50.0%

**#13/12 Georgia 42 • 15-2 (3-1)**

#	Player	Total			3-Ptr		Rebounds			PF	TP	A TO Blk Stl				Min
		FG-FGA	FG-FGA	FT-FTA	Off	Def	Total	A	TO			Blk	Stl			
01	Miller,Khaalidah	*	3-7	1-2	1-1	0	3	3	1	8	3	0	0	0	35	
03	Armstrong,Anne Marie	*	0-7	0-2	0-0	0	0	0	3	0	4	2	0	2	32	
10	James,Jasmine	*	3-8	0-0	2-4	0	5	5	0	8	2	7	0	5	37	
12	Hassell,Jasmine	*	8-13	0-0	3-4	2	2	4	2	19	0	3	0	0	30	
20	Barbee,Shacobia	*	0-1	0-0	1-3	1	6	7	3	1	2	3	0	1	25	
11	Griffin,Tiaria		1-2	0-1	0-0	0	2	2	0	2	0	3	0	2	13	
13	Hempe,Merritt		1-3	0-1	0-0	0	1	1	1	2	0	0	0	1	7	
15	Donald,Krista		0-2	0-1	0-0	0	0	0	2	0	0	1	0	0	8	
22	Causwell,Kaelyn		0-0	0-0	0-0	0	0	0	2	0	0	2	1	0	3	
24	Butler,Marjorie		0-1	0-1	0-0	0	0	0	0	0	0	0	0	0	3	
31	Ford,Erika		1-2	0-1	0-0	1	0	1	0	2	0	0	0	0	7	
	Team					3	2	5								
	Totals		17-46	1-9	7-12	7	21	28	14	42	11	21	1	11	200	

FG % 1st Half: 11-27 40.7% 2nd half: 6-19 31.6% Game: 17-46 37.0%  
 3FG % 1st Half: 1-6 16.7% 2nd half: 0-3 0.0% Game: 1-9 11.1%  
 FT % 1st Half: 2-3 66.7% 2nd half: 5-9 55.6% Game: 7-12 58.3%

Officials: Lisa Mattingly, Brian Hall, Mike McConnell  
 Technical fouls: #18/16 South Carolina-None. #13/12 Georgia-None.  
 Attendance: 3579

Score by periods	1st	2nd	Total
#18/16 South Carolina	25	15	40
#13/12 Georgia	25	17	42

Last FG - SC 2nd-01:14, GA 2nd-01:30.  
 Largest lead - SC by 6 1st-15:59, GA by 5 2nd-01:30.

Score tied - 5 times.  
 Lead changed - 7 times.

Official Basketball Box Score -- Game Totals -- Final Statistics  
**LSU vs #19/18 South Carolina**  
 01/17/13 7 p.m. at Columbia, S.C./Carolina Coliseum

**LSU 59 • 11-7, 2-3 SEC**

#	Player		Total		3-Ptr		Rebounds			PF	TP	A	TO	Blk	Stl	Min
			FG-FGA	FG-FGA	FT-FTA	Off	Def	Tot								
23	MCKINNEY, Shanece	f	0-0	0-0	0-0	0	2	2	2	0	0	1	1	0	16	
55	PLAISANCE, Theresa	f	7-17	1-2	3-5	1	8	9	2	18	1	4	1	0	34	
03	LUTLEY, Bianca	g	7-14	0-3	2-5	1	1	2	3	16	4	7	0	1	33	
10	WEBB, Adrienne	g	6-8	2-2	0-0	0	7	7	2	14	1	0	0	0	35	
32	BALLARD, Danielle	g	2-7	0-0	1-2	2	1	3	1	5	2	4	2	4	30	
01	YOUNGBLOOD, Derreya		0-0	0-0	0-0	0	2	2	4	0	0	0	1	0	10	
05	KENNEY, Jeanne		3-8	0-0	0-0	0	2	2	3	6	5	0	2	0	24	
20	BAKER, Kuaneshia		0-0	0-0	0-0	0	2	2	1	0	0	1	0	1	6	
42	BOYKIN, Sheila		0-0	0-0	0-0	0	3	3	3	0	0	1	0	0	12	
Team						3	2	5								
Totals			25-54	3-7	6-12	7	30	37	21	59	13	18	7	6	200	

FG % 1st Half: 10-25 40.0% 2nd half: 15-29 51.7% Game: 25-54 46.3%  
 3FG % 1st Half: 2-4 50.0% 2nd half: 1-3 33.3% Game: 3-7 42.9%  
 FT % 1st Half: 2-2 100.0 2nd half: 4-10 40.0% Game: 6-12 50.0%

**#19/18 South Carolina 66 • 15-3, 3-2 SEC**

#	Player		Total		3-Ptr		Rebounds			PF	TP	A TO Blk Stl				Min
			FG-FGA	FG-FGA	FT-FTA	Off	Def	Tot								
21	BRUNER, Ashley	f	6-14	0-0	1-3	4	8	12	2	13	4	1	1	1	35	
24	WELCH, Aleighsa	f	4-7	0-0	6-9	3	4	7	3	14	2	2	0	1	32	
02	WALKER, Ieasia	g	9-16	4-9	2-2	0	2	2	2	24	0	1	1	5	37	
20	WHITE, Sancheon	g	0-5	0-3	0-0	1	1	2	4	0	3	1	0	0	27	
25	MITCHELL, Tiffany	g	3-9	0-3	6-10	3	4	7	1	12	3	3	1	3	35	
05	SESSIONS, Khadijah		0-1	0-1	0-0	0	0	0	1	0	2	1	0	0	6	
12	MONTOUT, Wilka		0-3	0-0	0-0	1	0	1	0	0	0	0	0	0	4	
31	DOZIER, Asia		1-4	1-3	0-0	0	1	1	2	3	0	0	0	0	12	
33	IBIAM, Elem		0-3	0-0	0-0	4	3	7	1	0	0	1	2	0	12	
Team						1	2	3								
Totals			23-62	5-19	15-24	17	25	42	16	66	14	10	5	10	200	

FG % 1st Half: 10-34 29.4% 2nd half: 13-28 46.4% Game: 23-62 37.1%  
 3FG % 1st Half: 2-11 18.2% 2nd half: 3-8 37.5% Game: 5-19 26.3%  
 FT % 1st Half: 4-7 57.1% 2nd half: 11-17 64.7% Game: 15-24 62.5%

Officials: Dee Kantner, Tina Napier, Maj Forsberg  
 Technical fouls: LSU-None. #19/18 South Carolina-None.  
 Attendance: 1991

Score by periods	1st	2nd	Total
LSU	24	35	59
#19/18 South Carolina	26	40	66

Last FG - LSU 2nd-00:21, SC 2nd-02:01.  
 Largest lead - LSU by 2 2nd-07:30, SC by 10 1st-08:26.

Score tied - 4 times.  
 Lead changed - 4 times.



Official Basketball Box Score -- Game Totals -- Final Statistics  
**#19/18 South Carolina vs Florida**  
 01/20/13 1 pm ET at Gainesville, FL • O'Connell Center



**#19/18 South Carolina 52 • 16-3, 4-2 SEC**

#	Player	Total		3-Ptr		Rebounds			PF	TP	A TO Blk Stl				Min
		FG-FGA	FG-FGA	FT-FTA	FT-FTA	Off Def Tot	A	TO			Blk	Stl			
21	BRUNER, Ashley	f	5-12	0-0	4-14	3	6	9	2	14	0	1	1	1	37
24	WELCH, Aleighsa	f	2-8	0-0	4-5	8	4	12	1	8	0	0	1	1	38
02	WALKER, Ieasia	g	3-9	2-4	0-0	0	4	4	4	8	0	1	0	1	26
20	WHITE, Sancheon	g	0-4	0-1	0-0	0	0	3	3	5	0	1	1	0	14
25	MITCHELL, Tiffany	g	2-12	0-2	2-2	6	5	11	0	6	1	3	0	1	30
05	SESSIONS, Khadijah		3-9	3-6	6-10	2	3	5	2	15	2	2	0	0	28
12	MONTOUT, Wilka		0-1	0-0	0-0	0	0	0	0	0	0	0	0	0	4
31	DOZIER, Asia		0-6	0-4	0-0	0	1	1	0	0	2	0	0	0	7
33	IBIAM, Elem		0-3	0-0	1-2	3	2	5	1	1	0	1	2	0	16
	Team					4	5	9				1			
Totals			15-64	5-17	17-33	26	33	59	15	52	6	10	4	4	200

FG % 1st Half: 8-33 24.2% 2nd half: 7-31 22.6% Game: 15-64 23.4%  
 3FG % 1st Half: 3-13 23.1% 2nd half: 2-4 50.0% Game: 5-17 29.4%  
 FT % 1st Half: 5-10 50.0% 2nd half: 12-23 52.2% Game: 17-33 51.5%

**Florida 44 • 13-6, 2-3 SEC**

March 14, 19, 6, 1998

#	Player		Total	3-Ptr	FT-FTA	Rebounds			PF	TP	A TO Blk Stl				Min
			FG-FGA	FG-FGA		Off	Def	Tot			A	TO	Blk	Stl	
34	McIntyre,Vicky	c	2-6	0-0	0-0	3	3	6	1	4	0	0	3	0	17
03	Miller,January	g	1-3	0-2	3-4	1	4	5	4	5	3	2	1	0	25
04	Needles,Carlie	g	0-3	0-3	0-1	0	2	2	4	0	0	3	0	0	32
10	Bonds,Jaterra	g	6-16	1-5	3-6	1	3	4	2	16	0	0	0	0	39
22	Lewis,Kayla	g	2-7	0-1	0-0	2	6	8	1	4	0	1	0	0	24
25	Mercer,Christin		3-11	0-0	0-0	1	4	5	4	6	1	0	1	1	23
31	Svete,Lily		1-1	1-1	0-0	0	0	0	2	3	1	1	1	1	15
40	Moss,Sydney		2-10	0-1	2-4	0	8	8	3	6	1	2	0	2	25
	Team					1	2	3							
	Totals		17-57	2-13	8-15	9	32	41	21	44	6	9	6	5	200







**2012-13 South Carolina Basketball**  
**South Carolina Points-Rebounds-Assists (as of Feb 10, 2013)**  
**All games**



Opponent	Date	Score	02	05	12	15	20	21	24	25	31	33
ELON	11/09/12	77-44 W	13-4-4	8-0-0	1-2-2	6-3-3	8-1-2	15-3-0	9-9-1	9-2-3	4-10-0	4-11-0
at LATECH	11/12/12	82-58 W	10-3-8	3-1-1	12-3-0	4-1-0	4-8-2	17-2-3	14-8-1	13-8-0	5-2-5	DNP
	11/15/12	78-47 W	10-1-5	6-3-4	9-6-0	2-0-1	9-4-1	8-12-1	13-12-0	10-5-4	11-3-2	DNP
SSU	11/18/12	64-43 W	9-8-4	3-1-1	4-1-1	DNP	3-6-0	16-8-0	7-6-0	16-6-2	0-5-1	6-0-0
CU	11/22/12	45-34 W	6-2-1	2-1-1	3-2-0	DNP	0-6-0	5-12-2	16-11-1	7-8-2	5-3-0	1-5-0
vs HAM	11/23/12	65-46 W	6-1-2	5-1-2	2-5-1	DNP	11-5-2	15-4-1	14-11-0	8-11-3	2-1-1	2-4-0
vs FGCU	11/24/12	55-46 W	11-6-0	6-1-0	2-1-0	DNP	10-5-0	11-12-0	9-10-1	6-6-0	0-1-0	0-1-0
vs DPU	11/28/12	58-55 W	6-2-2	3-0-0	0-0-0	DNP	5-4-2	12-8-2	12-15-0	14-2-1	3-1-1	3-3-0
DREXEL	12/02/12	55-42 W	6-3-1	3-1-1	2-1-0	DNP	8-1-0	9-7-2	14-10-0	13-11-1	0-1-0	0-1-0
at SHU	12/09/12	69-35 W	9-3-1	7-2-2	10-3-1	DNP	2-2-2	2-5-1	11-3-0	16-4-1	4-2-0	8-9-1
FUR	12/19/12	49-53 L	15-3-3	0-0-0	0-0-0	DNP	5-3-0	5-8-1	17-5-2	2-5-0	5-0-0	0-3-0
STAN	12/21/12	65-45 W	0-1-3	8-1-1	2-1-0	DNP	3-1-0	1-8-4	16-14-0	21-11-2	3-4-3	11-2-0
SCSU	12/29/12	66-44 W	9-1-4	7-2-2	6-2-0	DNP	7-2-2	4-5-2	8-6-2	12-2-1	5-2-1	8-9-1
WCU	01/03/13	53-73 L	10-7-3	1-1-0	0-2-0	DNP	7-7-1	12-6-1	6-5-0	14-5-1	3-2-0	0-3-0
UT	01/06/13	60-46 W	8-4-1	5-0-1	2-4-0	DNP	11-6-0	7-5-0	16-7-3	5-5-0	1-2-0	5-3-0
at MS	01/10/13	64-48 W	12-3-5	4-2-1	3-2-2	DNP	5-8-2	9-7-3	13-5-1	7-3-0	2-1-1	9-2-0
VANDY	01/13/13	40-42 L	7-7-3	0-0-0	0-0-0	DNP	2-4-1	4-8-1	19-5-1	6-10-2	0-0-0	2-1-0
at GA	01/17/13	66-59 W	24-2-0	0-0-2	0-1-0	DNP	0-2-3	13-12-4	14-7-2	12-7-3	3-1-0	0-7-0
LSU	01/20/13	52-44 W	8-4-0	15-5-2	0-0-0	DNP	0-3-1	14-9-0	8-12-0	6-11-1	0-1-2	1-5-0
at UF	01/24/13	55-50 W	16-8-4	8-2-0	DNP	DNP	0-3-0	5-6-1	11-7-1	7-2-2	DNP	8-8-0
UK	01/27/13	43-40 W	7-2-3	3-2-0	0-0-0	DNP	5-2-2	11-7-0	7-5-2	8-8-2	0-1-0	2-1-0
at AR	02/03/13	59-51 W	8-4-5	19-3-3	3-2-0	DNP	3-2-1	6-3-1	10-3-1	10-4-0	0-1-0	0-3-0
AU	02/07/13	65-53 W	5-9-4	4-1-2	0-2-0	DNP	6-7-0	15-11-4	16-10-1	2-2-1	5-2-1	12-5-0
at UA	02/10/13	48-50 L	16-5-4	3-4-2	DNP	DNP	2-7-1	9-9-1	6-8-0	10-2-1	0-0-0	2-2-0



## 2012-13 South Carolina Basketball

### South Carolina Team Game-by-Game Comparison (as of Feb 10, 2013)

#### All games



Opponent	1st	2nd	Score	Mar	Total FG	FG Pct	3-Pointers	3FG Pct	Free Throws	FT Pct	Rebounds	Assist	T/Over	Block	Steal	Fouls	
ELON	41/25	36/19	77-44	+33	31-70/16-54	.443/.296	0-14/2-7	.000/.286	15-30/10-13	.500/.769	53/33	+20	15/4	15/22	3/3	14/7	12/23
Louisiana Tech	40/27	42/31	82-58	+24	30-61/20-51	.492/.392	6-16/3-11	.375/.273	16-25/15-24	.640/.625	42/27	+15	20/12	7/12	4/0	9/3	17/19
SAVANNAH STATE	40/20	38/27	78-47	+31	31-67/18-50	.463/.360	9-25/2-5	.360/.400	7-13/9-16	.538/.563	50/26	+24	18/8	12/12	1/5	4/6	14/13
CLEMSON	31/18	33/25	64-43	+21	21-53/11-46	.396/.239	0-14/1-10	.000/.100	22-35/20-24	.629/.833	46/28	+18	9/6	21/20	2/7	13/10	19/30
Hampton	19/13	26/21	45-34	+11	15-46/11-57	.326/.193	5-13/2-12	.385/.167	10-27/10-16	.370/.625	57/32	+25	7/6	29/15	1/1	5/13	12/22
Florida Gulf Coast	32/26	33/20	65-46	+19	27-61/16-44	.443/.364	4-15/7-29	.267/.241	7-13/7-11	.538/.636	46/20	+26	12/9	15/16	0/2	6/6	14/19
DePaul	22/21	33/25	55-46	+9	21-51/19-64	.412/.297	0-6/4-18	.000/.222	13-29/4-6	.448/.667	47/31	+16	1/12	14/11	3/0	5/6	10/21
DREXEL	22/36	33/19	58-55	+3	21-62/22-52	.339/.423	7-17/7-12	.412/.583	9-20/4-6	.450/.667	38/37	+1	8/12	10/17	7/7	13/4	9/15
Seton Hall	24/22	31/20	55-42	+13	19-53/18-45	.358/.400	4-13/4-8	.308/.500	13-28/2-4	.464/.500	38/26	+12	5/11	14/20	3/5	11/11	8/23
FURMAN	37/20	32/15	69-35	+34	28-66/11-46	.424/.239	1-15/3-10	.067/.300	12-19/10-10	.632/1000	40/33	+7	9/2	8/24	9/2	15/0	11/15
#1/1 STANFORD	19/24	30/29	49-53	(4)	18-63/19-47	.286/.404	4-15/0-4	.267/.000	9-14/15-17	.643/.882	31/42	(11)	6/4	7/18	2/11	10/4	19/15
SC STATE	33/21	32/24	65-45	+20	17-50/15-49	.340/.306	4-18/1-11	.222/.091	27-44/14-18	.614/.778	46/30	+16	13/9	20/22	5/6	12/11	11/33
WESTERN CAROLINA	29/18	37/26	66-44	+22	28-56/18-46	.500/.391	6-9/3-6	.667/.500	4-14/5-8	.286/.625	33/29	+4	15/8	10/20	8/2	10/4	12/16
#12/13 TENNESSEE	31/32	22/41	53-73	(20)	20-69/28-56	.290/.500	4-18/6-11	.222/.545	9-16/11-14	.563/.766	40/39	+1	6/10	11/12	2/11	6/4	9/13
Mississippi State	28/20	32/26	60-46	+14	14-39/16-50	.359/.320	0-2/4-12	.000/.333	32-50/10-14	.640/.714	40/30	+10	5/5	12/13	3/7	6/2	16/29
VANDERBILT	36/20	28/28	64-48	+16	25-52/13-49	.481/.265	3-12/2-7	.250/.286	11-22/20-22	.500/.909	35/31	+4	15/10	17/18	7/2	7/3	20/20
#13/12 Georgia	25/25	15/17	40-42	(2)	16-47/17-46	.340/.370	0-11/1-9	.000/.111	8-16/7-12	.500/.583	37/28	+9	8/11	24/21	0/1	13/11	12/14
LSU	26/24	40/35	66-59	+7	23-62/25-54	.371/.463	5-19/3-7	.263/.429	15-24/6-12	.625/.500	42/37	+5	14/13	10/18	5/7	10/6	16/21
Florida	24/17	28/27	52-44	+8	15-64/17-57	.234/.298	5-17/2-13	.294/.154	17-33/8-15	.515/.533	59/41	+18	6/6	10/9	4/6	4/5	15/21
#5/4 KENTUCKY	19/19	36/31	55-50	+5	20-53/19-58	.377/.328	2-6/5-15	.333/.333	13-27/7-11	.481/.636	40/41	(1)	8/11	16/18	4/7	10/6	15/21
Arkansas	28/22	15/18	43-40	+3	17-48/16-50	.354/.320	3-14/3-12	.214/.250	6-13/5-12	.462/.417	31/38	(7)	9/10	16/17	5/1	12/8	10/14
AUBURN	28/22	31/29	59-51	+8	17-41/22-56	.415/.393	6-17/2-8	.353/.250	19-28/5-9	.679/.556	28/35	(7)	11/13	13/16	3/0	9/6	14/23
Alabama	31/27	34/26	65-53	+12	26-65/21-55	.400/.382	2-18/6-15	.111/.400	11-19/5-11	.579/.455	53/24	+29	13/7	14/12	2/2	5/3	11/17
#14/16 TEXAS A&M	21/27	27/23	48-50	(2)	18-64/21-60	.281/.350	2-14/2-7	.143/.286	10-22/6-12	.455/.500	41/50	(9)	9/11	10/18	2/9	7/2	16/22

Note: Game totals are displayed in the format TEAM/OPPONENT for each category



**2012-13 South Carolina Basketball**  
**South Carolina Game-by-Game Highs (as of Feb 10, 2013)**  
**All games**



Opponent	Date	Score	Points	Rebounds	Assists	Steals	Blocked shots
ELON	11/09/12	77-44	15-BRUNER, Ashley	11-IBIAM, Elem	4-WALKER, leasia	5-DAVIS, Tiffany	2-IBIAM, Elem
at Louisiana Tech	11/12/12	82-58	17-BRUNER, Ashley	8-WELCH, Aleighsa MITCHELL, Tiffany WHITE, Sancheon	8-WALKER, leasia	2-WHITE, Sancheon WALKER, leasia WELCH, Aleighsa DOZIER, Asia	2-WELCH, Aleighsa
SAVANNAH STATE	11/15/12	78-47	13-WELCH, Aleighsa	12-BRUNER, Ashley WELCH, Aleighsa	5-WALKER, leasia	3-SESSIONS, Khadij	1-MONTOUT, Wilka
CLEMSON	11/18/12	64-43	16-MITCHELL, Tiffany BRUNER, Ashley	8-BRUNER, Ashley WALKER, leasia	4-WALKER, leasia	4-WALKER, leasia	1-WELCH, Aleighsa WHITE, Sancheon
vs Hampton	11/22/12	45-34	16-WELCH, Aleighsa	12-BRUNER, Ashley	2-MITCHELL, Tiffany BRUNER, Ashley	1-MONTOUT, Wilka WELCH, Aleighsa MITCHELL, Tiffany WHITE, Sancheon BRUNER, Ashley	1-IBIAM, Elem
vs Florida Gulf Coast	11/23/12	65-46	15-BRUNER, Ashley	11-WELCH, Aleighsa MITCHELL, Tiffany	3-MITCHELL, Tiffany	3-WHITE, Sancheon	None
vs DePaul	11/24/12	55-46	11-BRUNER, Ashley WALKER, leasia	12-BRUNER, Ashley	1-WELCH, Aleighsa	2-MITCHELL, Tiffany	1-WALKER, leasia BRUNER, Ashley MONTOUT, Wilka
DREXEL	11/28/12	58-55	14-MITCHELL, Tiffany	15-WELCH, Aleighsa	2-WHITE, Sancheon BRUNER, Ashley WALKER, leasia	4-BRUNER, Ashley	4-WHITE, Sancheon
at Seton Hall	12/02/12	55-42	14-WELCH, Aleighsa	11-MITCHELL, Tiffany	2-BRUNER, Ashley	5-BRUNER, Ashley	1-IBIAM, Elem WALKER, leasia WHITE, Sancheon
FURMAN	12/09/12	69-35	16-MITCHELL, Tiffany	9-IBIAM, Elem	2-SESSIONS, Khadij WHITE, Sancheon	5-MITCHELL, Tiffany WALKER, leasia	2-WHITE, Sancheon MONTOUT, Wilka BRUNER, Ashley
#1/1 STANFORD	12/19/12	49-53	17-WELCH, Aleighsa	8-BRUNER, Ashley	3-WALKER, leasia	4-WALKER, leasia	1-WHITE, Sancheon MITCHELL, Tiffany
SC STATE	12/21/12	65-45	21-MITCHELL, Tiffany	14-WELCH, Aleighsa	4-BRUNER, Ashley	6-WALKER, leasia	2-BRUNER, Ashley WALKER, leasia
WESTERN CAROLINA	12/29/12	66-44	12-MITCHELL, Tiffany	9-IBIAM, Elem	4-WALKER, leasia	5-WALKER, leasia	5-IBIAM, Elem
#12/13 TENNESSEE	01/03/13	53-73	14-MITCHELL, Tiffany	7-WHITE, Sancheon WALKER, leasia	3-WALKER, leasia	4-BRUNER, Ashley	1-IBIAM, Elem WALKER, leasia
at Mississippi State	01/06/13	60-46	16-WELCH, Aleighsa	7-WELCH, Aleighsa	3-WELCH, Aleighsa	3-WHITE, Sancheon	2-IBIAM, Elem
VANDERBILT	01/10/13	64-48	13-WELCH, Aleighsa	8-WHITE, Sancheon	5-WALKER, leasia	3-WHITE, Sancheon WALKER, leasia	3-WHITE, Sancheon
at #13/12 Georgia	01/13/13	40-42	19-WELCH, Aleighsa	10-MITCHELL, Tiffany	3-WALKER, leasia	6-WALKER, leasia	None
LSU	01/17/13	66-59	24-WALKER, leasia	12-BRUNER, Ashley	4-BRUNER, Ashley	5-WALKER, leasia	2-IBIAM, Elem
at Florida	01/20/13	52-44	15-SESSIONS, Khadij	12-WELCH, Aleighsa	2-DOZIER, Asia SESSIONS, Khadija	1-WALKER, leasia MITCHELL, Tiffany BRUNER, Ashley WELCH, Aleighsa	2-IBIAM, Elem
#5/4 KENTUCKY	01/24/13	55-50	16-WALKER, leasia	8-IBIAM, Elem WALKER, leasia	4-WALKER, leasia	3-WALKER, leasia	2-WALKER, leasia
at Arkansas	01/27/13	43-40	11-BRUNER, Ashley	8-MITCHELL, Tiffany	3-WALKER, leasia	5-WALKER, leasia BRUNER, Ashley	3-WELCH, Aleighsa
AUBURN	02/03/13	59-51	19-SESSIONS, Khadij	4-MITCHELL, Tiffany WALKER, leasia	5-WALKER, leasia	4-WALKER, leasia	1-WALKER, leasia WELCH, Aleighsa BRUNER, Ashley
at Alabama	02/07/13	65-53	16-WELCH, Aleighsa	11-BRUNER, Ashley	4-BRUNER, Ashley WALKER, leasia	2-BRUNER, Ashley	1-WELCH, Aleighsa IBIAM, Elem
#14/16 TEXAS A&M	02/10/13	48-50	16-WALKER, leasia	9-BRUNER, Ashley	4-WALKER, leasia	4-WALKER, leasia	1-WALKER, leasia WELCH, Aleighsa





**2012-13 South Carolina Basketball**  
**South Carolina Combined Team Statistics (as of Feb 10, 2013)**  
**Conference games**



<b>RECORD:</b>	<b>OVERALL</b>	<b>HOME</b>	<b>AWAY</b>	<b>NEUTRAL</b>
ALL GAMES	8-3	4-2	4-1	0-0
CONFERENCE	8-3	4-2	4-1	0-0
NON-CONFERENCE	0-0	0-0	0-0	0-0

##	Player	gp-gs	min	avg	Total		3-Point		F-Throw		Rebounds				pf	dq	a	to	blk	stl	pts	avg
					fg-fga	fg%	3fg-fga	3fg%	ft-fa	ft%	off	def	tot	avg								
24	WELCH, Aleighsa	11-11	368	33.5	45-82	.549	0-0	.000	36-51	.706	43	31	74	6.7	19	0	12	11	8	9	126	11.5
02	WALKER, leasia	11-11	372	33.8	44-121	.364	15-51	.294	18-36	.500	9	46	55	5.0	19	0	32	29	7	33	121	11.0
21	BRUNER, Ashley	11-11	348	31.6	42-101	.416	0-2	.000	21-64	.328	31	52	83	7.5	25	0	16	25	5	17	105	9.5
25	MITCHELL, Tiffany	11-11	335	30.5	28-95	.295	6-21	.286	25-38	.658	21	38	59	5.4	18	0	13	34	2	12	87	7.9
05	SESSIONS, Khadijah	11-0	186	16.9	13-51	.255	4-20	.200	32-47	.681	6	14	20	1.8	16	0	13	14	0	4	62	5.6
20	WHITE, Sancheon	11-11	295	26.8	15-66	.227	2-23	.087	9-12	.750	19	32	51	4.6	30	1	12	19	5	11	41	3.7
33	IBIAM, Elem	11-0	146	13.3	17-41	.415	0-0	.000	7-18	.389	17	23	40	3.6	19	1	0	10	8	2	41	3.7
31	DOZIER, Asia	10-0	93	9.3	5-31	.161	3-21	.143	1-2	.500	3	8	11	1.1	6	0	4	4	1	1	14	1.4
12	MONTOUT, Wilka	9-0	57	6.3	2-16	.125	2-10	.200	2-2	1.000	7	6	13	1.4	2	0	2	2	1	0	8	0.9
Team											20	20	40					5				
Total.....		11	2200		211-604	.349	32-148	.216	151-270	.559	176	270	446	40.5	154	2	104	153	37	89	605	55.0
Opponents.....		11	2200		215-591	.364	36-116	.310	90-144	.625	124	270	394	35.8	215	8	107	172	53	56	556	50.5

**TEAM STATISTICS**

	<b>SC</b>	<b>OPP</b>
SCORING	605	556
Points per game	55.0	50.5
Scoring margin	+4.5	-
FIELD GOALS-ATT	211-604	215-591
Field goal pct	.349	.364
3 POINT FG-ATT	32-148	36-116
3-point FG pct	.216	.310
3-pt FG made per game	2.9	3.3
FREE THROWS-ATT	151-270	90-144
Free throw pct	.559	.625
F-Throws made per game	13.7	8.2
REBOUNDS	446	394
Rebounds per game	40.5	35.8
Rebounding margin	+4.7	-
ASSISTS	104	107
Assists per game	9.5	9.7
TURNOVERS	153	172
Turnovers per game	13.9	15.6
Turnover margin	+1.7	-
Assist/turnover ratio	0.7	0.6
STEALS	89	56
Steals per game	8.1	5.1
BLOCKS	37	53
Blocks per game	3.4	4.8
ATTENDANCE	25787	9712
Home games-Avg/Game	6-4298	5-1942
Neutral site-Avg/Game	-	0-0

<b>Date</b>	<b>Opponent</b>		<b>Score</b>	<b>Att.</b>
* 01/03/13	#12/13 TENNESSEE	L	53-73	3939
* 01/06/13	at Mississippi State	W	60-46	1325
* 01/10/13	VANDERBILT	W	64-48	2810
* 01/13/13	at #13/12 Georgia	L	40-42	3579
* 01/17/13	LSU	W	66-59	1991
* 01/20/13	at Florida	W	52-44	1503
* 01/24/13	#5/4 KENTUCKY	W	55-50	3149
* 01/27/13	at Arkansas	W	43-40	2321
* 02/03/13	AUBURN	W	59-51	3797
* 02/07/13	at Alabama	W	65-53	984
* 02/10/13	#14/16 TEXAS A&M	L	48-50	10101

@ = U.S. Virgin Islands Paradise Jam (St. Thomas, USVI)

< = Played at Carolina Coliseum (Columbia, S.C.)

\* = SEC Game

^ = SEC Tournament (Duluth, Ga.)

<b>Score by Periods</b>	<b>1st</b>	<b>2nd</b>	<b>Totals</b>
South Carolina	297	308	605
Opponents	255	301	556



**2012-13 South Carolina Basketball**  
**South Carolina Combined Team Statistics (as of Feb 10, 2013)**  
**All games**



<b>RECORD:</b>	<b>OVERALL</b>	<b>HOME</b>	<b>AWAY</b>	<b>NEUTRAL</b>
ALL GAMES	20-4	11-3	6-1	3-0
CONFERENCE	8-3	4-2	4-1	0-0
NON-CONFERENCE	12-1	7-1	2-0	3-0

#	Player	gp-gs	min	avg	Total		3-Point		F-Throw		Rebounds				pf	dq	a	to	blk	stl	pts	avg
					fg-fga	fg%	3fg-fga	3fg%	ft-fa	ft%	off	def	tot	avg								
24	WELCH, Aleighsa	24-24	715	29.8	103-167	.617	1-1	1.000	79-114	.693	105	89	194	8.1	34	0	20	35	11	19	286	11.9
25	MITCHELL, Tiffany	24-24	698	29.1	83-217	.382	16-45	.356	52-94	.553	48	92	140	5.8	45	0	33	65	3	33	234	9.8
02	WALKER, leasia	24-24	773	32.2	80-228	.351	31-100	.310	40-71	.563	23	70	93	3.9	40	0	70	63	13	66	231	9.6
21	BRUNER, Ashley	24-24	712	29.7	94-221	.425	0-5	.000	37-124	.298	76	101	177	7.4	44	0	35	56	13	38	225	9.4
05	SESSIONS, Khadijah	24-0	378	15.8	33-101	.327	7-37	.189	50-77	.649	14	20	34	1.4	24	0	28	29	2	14	123	5.1
20	WHITE, Sancheon	24-24	638	26.6	45-149	.302	8-42	.190	18-24	.750	41	58	99	4.1	52	1	25	28	15	26	116	4.8
15	DAVIS, Tiffany	3-0	40	13.3	4-8	.500	1-4	.250	3-4	.750	1	3	4	1.3	2	0	4	2	0	5	12	4.0
33	IBIAM, Elem	22-0	307	14.0	34-84	.405	0-0	.000	16-38	.421	37	51	88	4.0	33	1	2	16	19	5	84	3.8
12	MONTOUT, Wilka	22-0	251	11.4	22-82	.268	5-27	.185	12-17	.706	24	16	40	1.8	19	0	7	13	5	3	61	2.8
31	DOZIER, Asia	23-0	313	13.6	20-106	.189	13-77	.169	8-18	.444	15	31	46	2.0	29	1	18	16	4	7	61	2.7
Team											44	54	98					12				
Total.....		24	4825		518-1363	.380	82-338	.243	315-581	.542	428	585	1013	42.2	322	3	242	335	85	216	1433	59.7
Opponents.....		24	4825		429-1242	.345	75-259	.290	215-317	.678	250	538	788	32.8	479	20	210	401	104	141	1148	47.8

<b>TEAM STATISTICS</b>	<b>SC</b>	<b>OPP</b>
SCORING	1433	1148
Points per game	59.7	47.8
Scoring margin	+11.9	-
FIELD GOALS-ATT	518-1363	429-1242
Field goal pct	.380	.345
3 POINT FG-ATT	82-338	75-259
3-point FG pct	.243	.290
3-pt FG made per game	3.4	3.1
FREE THROWS-ATT	315-581	215-317
Free throw pct	.542	.678
F-Throws made per game	13.1	9.0
REBOUNDS	1013	788
Rebounds per game	42.2	32.8
Rebounding margin	+9.4	-
ASSISTS	242	210
Assists per game	10.1	8.8
TURNOVERS	335	401
Turnovers per game	14.0	16.7
Turnover margin	+2.8	-
Assist/turnover ratio	0.7	0.5
STEALS	216	141
Steals per game	9.0	5.9
BLOCKS	85	104
Blocks per game	3.5	4.3
ATTENDANCE	56605	13641
Home games-Avg/Game	14-4043	7-1758
Neutral site-Avg/Game	-	3-446

<b>Date</b>	<b>Opponent</b>		<b>Score</b>	<b>Att.</b>
11/09/12	ELON	w	77-44	2912
11/12/12	at Louisiana Tech	w	82-58	2160
11/15/12	SAVANNAH STATE	w	78-47	2480
11/18/12	CLEMSON	w	64-43	4893
@ 11/22/12	vs Hampton	w	45-34	424
@ 11/23/12	vs Florida Gulf Coast	w	65-46	486
@ 11/24/12	vs DePaul	w	55-46	427
11/28/12	DREXEL	Wot	58-55	2675
12/02/12	at Seton Hall	w	55-42	432
12/09/12	FURMAN	w	69-35	2618
12/19/12	#1/1 STANFORD	L	49-53	8118
12/21/12	SC STATE	w	65-45	3874
12/29/12	WESTERN CAROLINA	w	66-44	3248
* 01/03/13	#12/13 TENNESSEE	L	53-73	3939
* 01/06/13	at Mississippi State	w	60-46	1325
* 01/10/13	VANDERBILT	w	64-48	2810
* 01/13/13	at #13/12 Georgia	L	40-42	3579
* 01/17/13	LSU	w	66-59	1991
* 01/20/13	at Florida	w	52-44	1503
* 01/24/13	#5/4 KENTUCKY	w	55-50	3149
* 01/27/13	at Arkansas	w	43-40	2321
* 02/03/13	AUBURN	w	59-51	3797
* 02/07/13	at Alabama	w	65-53	984
* 02/10/13	#14/16 TEXAS A&M	L	48-50	10101

@ = U.S. Virgin Islands Paradise Jam (St. Thomas, USVI)

< = Played at Carolina Coliseum (Columbia, S.C.)

\* = SEC Game

^ = SEC Tournament (Duluth, Ga.)

<b>Score by Periods</b>	<b>1st</b>	<b>2nd</b>	<b>OT</b>	<b>Totals</b>
South Carolina	686	744	3	1433
Opponents	546	602	0	1148