



SOUTH CAROLINA BASKETBALL

@GamecockMBB | #Gamecocks | GamecocksOnline.com | #HereSC

2014-15 SCHEDULE

DATE	OPPONENT	TIME/BROADCAST
O. 26	Benedict +	W, 92-47
N. 14	North Florida	W, 81-56
N. 18	RV/RV Baylor \$	L, 69-65
N. 20	vs. Cornell %	W, 69-45
N. 21	vs. Charlotte %	L, 65-63
N. 23	vs. Akron %	L, 68-63
N. 26	UNC Asheville	W, 89-75
D. 1	at Marshall	W, 77-59
D. 6	RV/RV Oklahoma State !	W, 75-49
D. 19	Clemson	W, 68-45
D. 21	Coker	W, 78-52
D. 30	North Carolina A&T	W, 91-54
J. 3	vs. No. 9/9 Iowa State &	W, 64-60
J. 7	Florida*	L, 72-68
J. 10	at Ole Miss*	L, 65-49
J. 13	RV/RV Alabama*	W, 68-66
J. 17	at Auburn*	L, 71-68
J. 20	RV/- Tennessee*	L, 66-62
J. 24	No. 1/1 Kentucky*	L, 58-43
J. 28	at RV/RV LSU*	L, 64-58
J. 31	RV/RV Georgia*	W, 67-50
F. 3	at (RV/RV) Arkansas*	L, 75-55
F. 7	at Vanderbilt*	L, 65-50
F. 10	Missouri*	W, 65-60
F. 14	at No. 1/1 Kentucky*	L, 77-43
F. 17	at Georgia*	7 p.m./ SECN
F. 21	Texas A&M*	12 p.m./ SECN
F. 24	at Alabama*	7 p.m./ SECN
F. 28	Mississippi State*	6 p.m./ SECN
M. 5	Arkansas*	7 p.m./ESPN/2
M. 7	at Tennessee*	4 p.m./FSN
M. 11-15	SEC Tournament (Nashville, Tenn.)	TBD

All home games in **bold** | All times listed Eastern
 * indicates SEC contest | + indicates exhibition | FSN - Fox Sports | SECN+ - SEC Network + | SECN - SEC Network | CBSSN - CBS Sports Network | \$ - ESPN College Hoops Marathon (Columbia, S.C.) | % - Charleston Classic (Charleston, S.C.) | ! - SEC/Big 12 Challenge (Columbia, S.C.) | & Brooklyn Hoops Presents (Brooklyn, N.Y.)

GAME INFORMATION

Game Date: Tuesday, Feb. 17, 2015
Game Time: 7 p.m. ET
Arena: Stegeman Coliseum (10,523)
Broadcast: SEC Network
Talent: Dari Nowkhah (xpx), Joe Dean Jr. (analyst)
Radio: Gamecock Radio Network
Talent: Andy Demetra (xpx), Casey Manning (analyst)
Sirius: N/A; **XM:** N/A
Live Stats: GamecocksOnline.com
Tickets: georgiadogs.com
Series: Georgia leads 54-49
Last Meeting: 67-50 Carolina win, Jan. 31, 2015, in Columbia, S.C.

SOUTH CAROLINA (12-12, 3-9 SEC) @ GEORGIA (16-8, 7-5 SEC)

Tuesday, Feb. 17 • Stegeman Coliseum (10,523) • Athens, Ga. • 7 p.m. ET



Head Coach: Frank Martin (FIU, '93)
Record At Carolina: 40-50 (3rd season)
Career Record: 157-104 (8th season)
Record vs. Georgia: 1-4

Top scorer: Thornwell (11.9)
Top rebounder: Carrera (5.4)
Top assist maker: Stroman (3.6)
Media Relations: Emily Feeney
Twitter: @GamecockMBB

GAMECOCKS



Head Coach: Mark Fox (Eastern New Mexico, '91)
Record At UGA: 101-85 (6th)
Career Record: 224-128 (11th)
Record vs. S. Carolina: 9-2

Top scorer: Thornton (12.6)
Top rebounder: Thornton (7.1)
Top assist maker: Mann (3.7)
Media Relations: Tim Hix
Twitter: @UGABasketball

BULLDOGS

PROBABLE STARTERS

South Carolina	Ht.	Wt.	Yr.	Hometown	PPG	RPG	MPG
G - #10 Duane Notice	6-2	221	So.	Woodbridge, Ontario	10.8	2.7	27.9
G - #0 Sindarius Thornwell	6-5	206	So.	Lancaster, S.C.	11.9	5.2	29.8
G - #4 Tyrone Johnson	6-3	195	Sr.	Plainfield, N.J.	9.3	2.9	28.8
F - #14 Laimonas Chatkevicius	6-11	251	Jr.	Klaipeda, Lithuania	8.3	4.9	20.9
F - #24 Michael Carrera	6-5	212	Jr.	Anzoátegui, Venezuela	5.4	5.4	19.1

Georgia	Ht.	Wt.	Yr.	Hometown	PPG	RPG	MPG
G - #4 Charles Mann	6-5	210	Jr.	Alpharetta, Ga.	11.3	5.5	31.0
G - #12 Kenny Gaines	6-3	195	Jr.	Atlanta, Ga.	11.6	3.5	30.0
G - #30 J.J. Frazier	5-10	150	So.	Glennville, Ga.	10.3	4.0	29.3
F - #42 Nemanja Djuricic	6-8	230	Sr.	Podgorica, Montenegro	10.8	5.0	29.7
F - #2 Marcus Thornton	6-8	235	Sr.	Atlanta, Ga.	12.6	7.1	30.0

TODAY'S GAME

South Carolina travels to Georgia on Tuesday for the second 2015 meeting between the two schools. It is the Gamecocks' fourth away game in their first five contests to start the month of February. The Gamecocks posted a 67-50 win in the first meeting between the two schools this season in Columbia, paced by four Carolina players in double figures. Tuesday's matchup will be broadcast on SEC Network with Dari Nowkhah (xpx) and Joe Dean Jr. (analyst) on the call.

GAME STORYLINES

- South Carolina is in its 107th season of varsity basketball in 2014-15.
- The Gamecocks are led by third-year head coach Frank Martin. His associate head coach is Matt Figger, his assistant coaches are Perry Clark and Lamont Evans, and his director of operations is Andy Assaley.
- The Gamecocks suffered a 77-43 loss at Rupp Arena to top-ranked Kentucky on Saturday. Sophomore guard Sindarius Thornwell posted a game high 20 points, but the Gamecocks shot just 23.6% (13-55) from the field in the contest.
- Thornwell has led the Gamecocks in scoring in each of the last four games, averaging 15.5 points per game during the stretch.
- South Carolina looks for its first win at Stegeman Coliseum since the 2009 SEC campaign on Tuesday.
- Sophomore guard Justin McKie returned to the lineup for Carolina at Kentucky after missing the previous five games due to a concussion.
- Rookie point guard Marcus Stroman missed his second-straight contest vs. UK due to a throat infection.
- In the first 2015 matchup vs. Georgia, junior forward Laimonas Chatkevicius led four Gamecocks in double figures with 12 points. He also blocked three shots.
- South Carolina posted a 65-60 victory over visiting Missouri on Feb. 10 at Colonial Life Arena. The Gamecocks



SOUTH CAROLINA GAMECOCKS

Overall: 12-12; SEC: 3-9; Home: 9-4; Away: 1-6; Neutral: 2-2

0		SINDARIUS THORNWELL - So. - G - 6-5 - 215 - Lancaster, S.C. MIN PTS RBS AST FG% 3FG% FT% 29.8 11.9 5.2 2.0 35.4 27.1 74.6	<ul style="list-style-type: none"> Jan. 5 SEC Player of the Week Posted 20 points with five rebounds and two steals at Kentucky, hitting 9-of-11 from the free throw line 14.4 points, 3.6 rebounds, 2.4 assists per game last 5 games
1		MARCUS STROMAN - Fr. - G - 6-2 - 183 - Columbia, S.C. MIN PTS RBS AST FG% 3FG% FT% 21.4 4.8 3.0 3.6 37.6 11.8 61.1	<ul style="list-style-type: none"> Matched season high 10 points at Arkansas, also SEC season high 6 assists Team high 5 assists at Vanderbilt 3.6 assists per game leads team DNP vs. Missouri and at Kentucky due to a throat infection
4		TYRONE JOHNSON - Sr. - G - 6-3 - 195 - Plainfield, N.J. MIN PTS RBS AST FG% 3FG% FT% 28.8 9.3 2.9 3.4 37.1 26.7 85.1	<ul style="list-style-type: none"> 10 points, three assists and one steal vs. UGA, 8-8 from FT line SEC games, 2nd in league, 92.3% FT (36-39) Dished six assists with two steals in win vs. Mizzou
5		TEMARCUS BLANTON - Fr. - G - 6-5 - 209 - Locust Grove, Ga. MIN PTS RBS AST FG% 3FG% FT% - - - - - - -	<ul style="list-style-type: none"> Out for the season after suffering a hip injury which required surgery Averaged 20.2 points and 8.0 rebounds per game as a senior when he helped lead his team to its first region tournament championship victory and state tournament victory
10		DUANE NOTICE - So. - G - 6-2 - 212 - Woodbridge, Ontario MIN PTS RBS AST FG% 3FG% FT% 27.9 10.8 2.7 2.5 37.1 31.8 75.0	<ul style="list-style-type: none"> Dec. 8 co-SEC Player of the Week 11 points, three assists and five rebounds in win vs. Georgia Scored 10 points before foul trouble at Vandy 8.2 points per game over the course of the last five games/9 vs. Mizzou
-		AUSTIN CONSTABLE - Jr. - G - 5-11 - 178 - West Chester, Pa. MIN PTS RBS AST FG% 3FG% FT% - - - - - - -	<ul style="list-style-type: none"> Out for the season after suffering a knee injury. Saw action in three games last season, attempting one shot.
14		LAIMONAS CHATKEVICIUS - Jr. - F - 6-11 - 251 - Klaipeda, Lithuania MIN PTS RBS BLK FG% 3FG% FT% 20.9 8.3 4.9 1.4 51.2 31.8 69.7	<ul style="list-style-type: none"> Second career double-double with 15 points, 11 rebs. at Auburn Led team with 12 points vs. UGA, also 4 rebounds and 3 blocks 6 points, 6 rebounds and 3 blocks at Arkansas 13 points off the bench vs. Mizzou, also 8 rebounds and 2 steals
15		REGGIE THEUS JR. - So. - F - 6-6 - 221 - Los Angeles, Calif. MIN PTS RBS AST FG% 3FG% FT% 2.3 0.4 0.2 0.0 50.0 0.0 0.0	<ul style="list-style-type: none"> Saw action in 11 games last season. Saw action vs. Cornell, collecting one steal Scored first basket of the season vs. UNC Asheville Saw action at Arkansas, one rebound
20		JUSTIN MCKIE - So. - G - 6-4 - 195 - Columbia, S.C. MIN PTS RBS AST FG% 3FG% FT% 12.7 3.9 1.9 0.4 36.2 29.0 78.9	<ul style="list-style-type: none"> Scored six points, with an assist, steal and block in win vs. NC A&T Six points and one block in 15 min vs. Florida Missed LSU, UGA, Ark, Vandy & Mizzou games due to concussion Returned vs. Kentucky
21		DEMETRIUS HENRY - So. - F - 6-9 - 226 - Miami, Fla. MIN PTS RBS BLK FG% 3FG% FT% 19.5 6.0 3.6 0.9 51.0 33.3 62.9	<ul style="list-style-type: none"> 12 points and eight rebounds, with one block in 26 min. vs. Tennessee DNP play at LSU, vs. Georgia or at Arkansas due to a concussion Returned at Vandy, scored two points and one steal Scored five points at Kentucky
24		MICHAEL CARRERA - Jr. - F - 6-5 - 212 - Anzoátegui, Venezuela MIN PTS RBS BLK FG% 3FG% FT% 19.1 5.4 5.4 0.8 38.1 33.3 73.9	<ul style="list-style-type: none"> DNP vs. UNC Asheville, Marshall & OK State due to a concussion Led team for 4th straight game in rebounds with 9 vs. UGA/8 points Five points with one steal at Vanderbilt 6.2 rebounds per game over the last five games
25		MINDAUGAS KACINAS - Jr. - F - 6-7 - 227 - Klaipeda, Lithuania MIN PTS RBS BLK FG% 3FG% FT% 21.1 6.4 5.3 0.4 56.0 33.3 74.5	<ul style="list-style-type: none"> 10 points and 8 rebounds in just 17 minutes vs. Alabama Team high 10 rebounds at Arkansas, also two blocks Nine points and five rebounds off the bench vs. Mizzou 5.8 points, 5.0 rebounds per game over the course of last 5 games
35		BRIAN STEELE - Jr. - F - 6-5 - 194 - Greenville, S.C. MIN PTS RBS AST FG% 3FG% FT% 9.2 2.0 0.7 0.4 27.0 27.6 1.000	<ul style="list-style-type: none"> Off the bench vs. Georgia, hit a 3 and posted a blocked shot in win Season high 20 minutes at Arkansas, two rebounds/Two 3s at Vandy 19 minutes vs. Mizzou, hit two 3s to match career high with 8 points 17 minutes at Kentucky
12		SHAMIEK SHEPPARD - Fr. - G - 6-6 - 225 - Brooklyn, N.Y. MIN PTS RBS AST FG% 3FG% FT% 6.9 1.6 1.6 0.1 27.8 1.000 0.0	<ul style="list-style-type: none"> Suffered a knee injury during the summer which required surgery DNP at Arkansas or at Vandy due to fluid on his knee Returned to lineup vs. Mizzou, scored two points with two steals

INTERVIEW POLICIES

All interview requests must be made in advance to SID Emily Feeney in the South Carolina Media Relations Office. Beginning with the start of practice in October, Feeney will release a weekly coach and student-athlete availability schedule to media on Mondays.

Post-Game Interview Policy: After each home game, the visiting coach will address the media first, followed by South Carolina student-athletes then South Carolina head coach Frank Martin. (Depending on deadline, this may be altered on a game-by-game basis).

Road Interview Policy: Interviews with Coach Martin while on the road will be scheduled according to the home post-game media procedure. No student-athlete interviews are allowed until after the game once the team leaves Columbia.

All interviews are to be coordinated through the Media Relations Office. This allows the staff to arrange the interview when it best suits the student-athlete's and the reporter's schedules. Please contact the Media Relations Office in advance to make your interview requests. Media are not permitted to contact student-athletes on their own at any time.

All interviews will take place at the designated media interview site for that day as listed in the weekly availability schedule or in the Media Relations Office.

Dormitory, apartment and cell phone numbers for student-athletes will not be provided to the media. Should you need to conduct a telephone interview with a student-athlete, a call will be placed to you from the student-athlete at a mutually agreeable time.

SOUTH CAROLINA MEDIA RELATIONS

Emily Feeney, primary contact

Associate Director

cell: 803-727-3284

e-mail: efeeney@mailbox.sc.edu

Twitter: @EmilyFeeneySID

Website: www.GamecocksOnline.com

Facebook: www.Facebook.com/gamecocksonline

Twitter: @GamecockMBB

STAT COMPARISON

	SC	UGA	NCAA Rank
Record	12-12	16-8	180/79
Conference Record	3-9	7-5	-
Current Streak	L1	L1	-
Scoring Avg.	65.8	69.5	212/123
Opponent Scoring Avg.	61.9	64.8	70/133
Scoring Margin	+3.9	+4.8	126/110
Field Goal %	.407	.445	291/118
Opponent Field Goal %	.379	.393	14/38
3-Point Field Goal %	.288	.346	330/158
Opponent 3-Point Field Goal %	.308	.314	40/56
3-Point Field Goal Made PG	4.9	5.8	304/224
3-Point Field Goal Attempts PG	16.9	16.6	267/276%
Free Throw %	.736	.687	34/187
Opponent Free Throw %	.724	.712	-
Rebounding Avg.	37.3	37.5	50/43
Opponent Rebounding Avg.	33.5	33.4	-
Rebounding Margin	+3.8	+4.1	65/55
Turnovers Avg.	13.5	13.4	253/240
Opponent Turnover Avg.	14.3	11.7	-
Assists Avg.	13.3	12.6	132/177
Blocks Avg.	4.6	4.9	55/38
Steals Avg.	6.6	6.2	145/186

% indicates total attempts

**** NCAA stats as of Feb. 16

BY THE NUMBERS

14.4

Over the course of the last five games, Thornwell is averaging 14.4 points per game, and has hit 40.7% from the field. He also has 2.4 assists per game during the stretch.

14th

South Carolina ranks 14th in the country in field goal percentage defense (37.9%) entering Tuesday's matchup at Georgia. The Gamecocks have peaked at third in the country in the category this season.

22%

In the first 2015 meeting, both UGA's 16.0% in the 2nd half, and 22.0% overall for the game set new Gamecock records for lowest opp. field goal % in a single half and for a game in the SEC regular season.

8

South Carolina's 8 turnovers vs. Georgia earlier this season marked a season low for the Gamecocks in the category. The previous season low was 9 versus North Florida in the season opener.

A SOUTH CAROLINA WIN WOULD ...

- Be the Gamecocks' second-straight over the Bulldogs, marking the first back-to-back wins for Carolina in the series since the 2009 and 2010 campaigns.
- Be South Carolina's first win in Athens since a 68-51 win on March 7, 2009.
- Improve Frank Martin's all-time record vs. UGA to 2-4

scored 28 points in the paint and 16 points off of 15 Tiger turnovers in the win. Thornwell and senior guard Tyrone Johnson each dished six assists for Carolina. Thornwell posted a team high 14 points in the win.

- An 18-0 run in the second half allowed Vanderbilt to post a 65-50 home win at Memorial Gymnasium on Feb. 7 over the visiting Gamecocks. Thornwell led Carolina with 12 points, and Notice added 10. The Commodores out-rebounded the Gamecocks 33-20, holding Carolina to a season low four offensive boards.

- The Gamecocks are in their 24th season of competition in the Southeastern Conference in 2015. Carolina owns a 141-243 (.367) all-time record in SEC play.

- Frank Martin owns a 62-68 (.476) all-time record in conference games.

- South Carolina has victories this season over three teams in the top 35 of the RPI (Feb. 16) in Iowa State (13), Georgia (32) and Oklahoma State (25).

- Undermanned due to injuries, the Gamecocks suffered a 75-55 setback on the road at Arkansas on Feb. 3. Sophomore guard Sindarius Thornwell posted a team high 16 points in the game, including a pair of 3s in the first half. The Gamecocks struggled offensively, hitting just 27.9 percent from the field.

- South Carolina snapped a four-game losing streak on Jan. 31 with a 67-50 victory over visiting Georgia at Colonial Life Arena. Four Gamecocks scored in double-figures in that contest, led by 12 from junior forward Laimonas Chatkevicius. Sophomore guards Sindarius Thornwell (10) and Duane Notice (11), and senior guard Tyrone Johnson (10) also scored in double figures. Junior forward Michael Carrera led the Gamecocks for the fourth straight game on the glass, pulling down a game high nine rebounds.

- The Gamecocks held Georgia to just 22.0 percent (11-50) from the field, including just a 4-of-25 (16.0%) mark in the second half. Both figures set new Gamecock records for lowest opponent field goal percentage in a single half and for a game in the SEC regular season. It is also the lowest field goal percentage by a Gamecock opponent since the addition of the 3-point basket in college basketball.

- South Carolina was in a back-and-forth battle on the road at LSU on Jan. 28, but the home

team was able to secure a 64-58 victory in Baton Rouge, using key free throws from Jordan Mickey and Tim Quarterman in the final 19 seconds to seal the win. The Gamecocks struggled offensively, hitting just 34.4 percent (21-61) from the field, however, Carolina hit seven 3s in the contest. Mickey and Jarell Martin blocked six shots each for the Tigers.

- South Carolina suffered a 58-43 loss to visiting No. 1 Kentucky on Jan. 24 at Colonial Life Arena. In front of its first sellout since the 2011 campaign, the Gamecocks battled, out-rebounding the Wildcats 40-28, including an 18-3 margin on the offensive glass, but a poor shooting performance (12-53, 22.6%) from Carolina, saw UK claim the win. Sophomore guard Sindarius Thornwell led Carolina in scoring for the second straight game with 14 points, and junior forward Michael Carrera pulled down a game high nine rebounds, including five offensive.

- South Carolina battled back from a double-digit deficit in the second half, but a 3 from Justin McKie that would have tied the contest just missed with 16 seconds to go, and makes from the foul line sealed a 66-62 win for Tennessee on Jan. 20 at Colonial Life Arena. Sophomore guard Sindarius Thornwell posted an SEC season high 17 points in the contest, while sophomore forward Demetrius Henry added 12 points, eight rebounds and one block. Tennessee hit a Gamecock opponent high 57.5% (23-40) from the field, including 55.6% (10-18) from 3-point range in the game.

- South Carolina upset No. 9/9 Iowa State on Jan. 3 in a neutral site matchup vs. the Cyclones at the Barclays Center in Brooklyn, N.Y. Sophomore guard Duane Notice led three Gamecocks in double figures with 15 points, while senior guard Ty Johnson and sophomore guard Sindarius Thornwell posted 13 apiece. Thornwell notched six of those points in the final two minutes of the game, also collecting his lone steal of the contest to seal the win for Carolina.

- South Carolina received votes in both the AP and USA Today Coaches Top 25 Polls for the week of Jan. 5. It marked the first time that Carolina has received votes in the AP Poll since Jan. 2009, and the first time with votes in the Coaches Poll since March 2006.

ASSOCIATED PRESS TOP 25

Feb. 16, 2015

Rk.	Team	Record	Pts.
1	Kentucky (65)	25-0	1,625
2	Virginia	23-1	1,524
3	Gonzaga	26-1	1,475
4	Duke	22-3	1,449
5	Wisconsin	23-2	1,387
6	Villanova	23-2	1,302
7	Arizona	22-3	1,213
8	Kansas	21-4	1,195
9	Utah	20-4	1,051
10	Notre Dame	22-4	1,038
11	Northern Iowa	24-2	955
12	Louisville	20-5	882
13	Wichita St	23-3	862
14	Iowa State	18-6	761
15	North Carolina	18-7	658
16	Maryland	21-5	640
17	Oklahoma	17-8	554
18	Arkansas	20-5	476
19	Butler	18-7	456
20	Baylor	18-7	364
21	SMU	21-5	299
22	Oklahoma St	17-8	240
23	West Virginia	19-6	154
24	Ohio State	19-7	139
25	Virginia Commonwealth	19-6	109

Others receiving votes: Texas 70, San Diego St 64, Providence 44, Murray St 38, Temple 28, Georgetown 23, Michigan St 17, Dayton 10, Texas A&M 8, Valparaiso 8, Indiana 7

Dropped from rankings:

USA TODAY COACHES TOP 25

Feb. 16, 2015

Rk.	Team	Record	Pts.
1	Kentucky (31)	25-0	799
2	Gonzaga (1)	26-1	745
3	Virginia	23-1	729
4	Wisconsin	23-2	708
5	Duke	22-3	690
6	Villanova	23-2	647
7	Arizona	22-3	589
8	Kansas	21-4	566
9	Utah	20-4	520
10	Notre Dame	22-4	505
11	Northern Iowa	24-2	469
12	Louisville	20-5	444
13	Wichita St	23-3	436
14	Iowa State	18-6	370
15	Maryland	21-5	314
16	North Carolina	18-7	277
17	Arkansas	20-5	257
18	Oklahoma	17-8	257
19	Butler	18-7	226
20	Baylor	18-7	155
21	SMU	21-5	131
22	West Virginia	19-6	119
23	Ohio State	19-7	99
24	Oklahoma St	17-8	69
25	San Diego St	20-6	61

Others receiving votes: Virginia Commonwealth 51, Texas 32, Providence 22, Indiana 20, Michigan St 20, Dayton 17, Georgetown 16, Stephen F. Austin 12, Murray St 10, Valparaiso 8, Texas A&M 3, LSU 2, Iowa 2, Boise State 1, Colorado St 1, Rhode Island 1

Dropped from rankings: Virginia Commonwealth 22



SOUTHEASTERN CONFERENCE STANDINGS

Feb. 16

Team	Conference	Overall
Kentucky	12-0	25-0
Arkansas	9-3	20-5
Ole Miss	8-4	17-8
Texas A&M	8-4	17-7
Georgia	7-5	16-8
LSU	7-5	18-7
Tennessee	6-6	14-10
Alabama	5-7	15-10
Florida	5-7	12-13
Mississippi State	5-7	12-13
Auburn	4-8	12-13
Vanderbilt	4-8	14-11
South Carolina	3-9	12-12
Missouri	1-11	7-18

COACHES TELECONFERENCE

The weekly SEC men's basketball coaches teleconference will be held every Monday beginning Monday, Jan. 6 through Monday, March 9. The 14 Southeastern Conference men's head basketball coaches will be featured from 10:00 -11:38 a.m. (CT).

Media representatives wishing to participate in the teleconference should contact the SEC Media Relations Department for further details. Each coach will appear on the teleconference for seven minutes, according to the following schedule:

ORDER OF APPEARANCE

(All Times Eastern)

11:00 a.m.	Kevin Stallings, Vanderbilt
11:07 a.m.	Billy Donovan, Florida
11:14 a.m.	Frank Martin, South Carolina
11:21 a.m.	Mark Fox, Georgia
11:28 a.m.	Johnny Jones, LSU
11:35 a.m.	John Calipari, Kentucky
11:42 a.m.	Donnie Tyndall, Tennessee
11:49 a.m.	Mike Anderson, Arkansas
11:56 a.m.	Anthony Grant, Alabama
12:03 a.m.	Bruce Pearl, Auburn
12:10 a.m.	Andy Kennedy, Ole Miss
12:17 a.m.	Rick Ray, Miss. State
12:24 a.m.	Kim Anderson, Missouri
12:31 a.m.	Billy Kennedy, Texas A&M

In addition, the SEC men's basketball teams who make it to postseason will be on a teleconference on Monday, March 16 beginning at 10:00 a.m. CT.

All SEC basketball teleconferences can be listened to on the internet at www.secsports.com shortly after the conclusion of the teleconference.

CAROLINA BENCH PRODUCTION

GAME	SC-OPP	DIFF.	SC HIGH BENCH SCORER	
			PTS.	REB.
North Florida	35-8	+27	Chatkevicius, 11	
Baylor	14-11	+3	Stroman, 10	
vs. Cornell	35-12	+23	Kacinas, 10	
vs. Charlotte	19-11	+8	Kacinas, 11	
vs. Akron	26-19	+7	Chatkevicius, 11	
UNC Asheville	21-16	+5	McKie, 8	
@Marshall	20-26	-5	McKie, 12	
Okla. State	19-21	-2	Kacinas, 9	
Clemson	19-12	+5	Carrera/Kacinas, 6	
Coker	11-10	+1	Kacinas, 7	
NC A&T	33-31	+2	Kacinas, 16	
vs. Iowa State	12-15	-3	Carrera/Kacinas, 3	
Florida	24-35	-11	Kacinas, 9	
@Ole Miss	11-8	+3	Carrera, 5	
Alabama	27-16	+11	Carrera, 12	
@Auburn	11-17	-6	Kacinas, 5	
Tennessee	22-13	+9	Carrera, 8	
Kentucky	12-28	-16	Stroman, 5	
@LSU	10-16	-6	Kacinas, 6	
Georgia	16-3	+13	Kacinas, 6	
@Arkansas	17-28	-11	Stroman, 10	
@Vanderbilt	15-6	+9	Steele, 6	
Missouri	32-19	+13	Chatkevicius, 13	
@Kentucky	12-26	-14	Henry/Kacinas, 5	
@Georgia				
Texas A&M				
@Alabama				
Miss. State				
Arkansas				
@Tennessee				
SEC Tourney				
NCAA Tourney				

SPECIALTY STATS

(PP) points in paint; (OT) points off turnovers; (2nd) second chance points; (FB) fast break points

(South Carolina-Opponent)

GAME	PP	OT	2ND	FB
North Florida	42-14	16-10	11-5	11-5
Baylor	30-22	19-15	8-10	10-4
vs. Cornell	18-14	15-14	13-4	4-4
vs. Charlotte	30-24	18-10	6-7	6-0
vs. Akron	38-24	17-19	17-4	8-6
UNC Asheville	38-16	15-20	12-8	14-10
@Marshall	41-20	25-18	10-17	17-4
Okla. State	32-16	13-12	9-17	16-2
Clemson	28-20	13-14	10-13	7-2
Coker	50-20	19-13	16-17	12-4
NC A&T	42-14	21-14	17-12	14-12
vs. Iowa State	36-32	13-17	4-12	12-10
Florida	22-26	21-14	8-9	13-6
@Ole Miss	26-12	17-13	4-10	6-0
Alabama	34-24	14-23	21-6	9-4
@Auburn	30-24	14-20	9-13	4-7
Tennessee	36-26	20-14	17-9	15-5
Kentucky	14-24	6-21	13-4	2-12
@LSU	22-30	14-10	12-7	2-6
Georgia	24-12	25-4	7-7	10-4
@Arkansas	22-38	1-21	8-16	7-14
@Vanderbilt	16-28	11-11	4-7	2-3
Missouri	28-26	16-11	20-13	10-6
@Kentucky	16-34	10-12	3-14	0-4
@Georgia				
Texas A&M				
@Alabama				
Miss. State				
Arkansas				
@Tennessee				
SEC Tourney				
NCAA Tourney				
SC Total	715	373	259	211
SC Average	29.8	15.5	10.8	8.8
Opp Total	540	350	241	134
Opp Average	22.5	14.6	10.0	5.6

UNIVERSITY INFORMATION

Location.....	Columbia, S.C.
Founded.....	1801
Enrollment.....	31,964
Nickname.....	Gamecocks
Colors.....	Garnet (PMS 202) and Black
National Affiliation.....	NCAA Division I
Conference.....	Southeastern (SEC)
Athletics Web Address.....	www.GamecocksOnline.com
University Web Address.....	www.sc.edu
President.....	Dr. Harris Pastides
NCAA Representative.....	Dr. Zach Kelehear
Athletics Director.....	Ray Tanner
Basketball Administrator/Chief Operating Officer.....	Kevin O'Connell

BASKETBALL STAFF/INFORMATION

Head Coach.....	Frank Martin
Alma Mater.....	Florida International, '93
Record At South Carolina/Seasons.....	40-50 (.444), 3rd season
Overall Record/Seasons.....	157-104 (.601), 8th season
Assistant Coach.....	Perry Clark (Gettysburg, '74)
Assoc. Head Coach/Recruiting Coord.....	Matt Figger (Eastern Kentucky, '95)
Assistant Coach.....	Lamont Evans (Kansas State, '09)
Director of Basketball Operations.....	Andy Assaley (Cincinnati, '96)
Strength & Conditioning Coach.....	Scott Greenawalt (Muskingum College, '98)
Athletic Trainer.....	Mark Rodger (Buffalo, '01)
Video Coordinator.....	David Kiefer (Kansas State, '07)
Student-Athlete Development.....	Doug Edwards (Florida State, '07)
Associate Media Relations Director.....	Emily Feeney (Ball State, '03)
Home Arena.....	Colonial Life Arena
Capacity.....	18,000
Arena General Manager.....	Lexi Boone
Press Row Phone Number.....	803-777-6182

BASKETBALL HISTORY

First Year of Basketball.....	1908
All-Time Record.....	1,337-1,199-1 (.527)
Overall Postseason Record.....	25-18
NCAA Tournament Appearances.....	8 (1971, 1972, 1973, 1974, 1989, 1997, 1998, 2004)
NCAA Tournament Record.....	4-9
Last NCAA Tournament Appearance.....	2004, L vs. Memphis, 59-43
NIT Appearances.....	11 (1969, 1975, 1978, 1983, 1991, 1996, 2001, 2002, 2005, 2006, 2009)
NIT Record.....	21-9
Last NIT Appearance.....	2009, L vs. Davidson, 70-63
Conference Championships/Titles. SoCon Regular Season (1927, 1933, 1934, 1945); SoCon Tournament Champion (1933); ACC Regular Season (1970); ACC Champion (1971); SEC Regular Season (1997); SEC East Division Co-Champions (2009)	

TEAM INFORMATION

2013-14 Record.....	14-20
Southeastern Conference Record/Finish.....	5-13/13th
SEC Tournament Record.....	2-1
Postseason.....	None
Letterwinners Returning/Lost.....	11/4
Starters Returning/Lost.....	4/1
.....	<i>*based on final game starters from 2013-14 season</i>
Newcomers.....	3
Roster Breakdown.....	3 freshmen, 5 sophomores, 5 juniors, 1 senior

SCOUTING GEORGIA

The Bulldogs are 16-8 and 7-5 in SEC play. Including the Jan. 31 matchup vs. South Carolina, Georgia is 2-3 in its last five games, also falling at Kentucky and most recently at home vs. Auburn on Saturday. They posted wins over Tennessee and Texas A&M in the stretch. The Bulldogs were without team leader Marcus Thornton for two games due to a concussion, including the Jan. 31 matchup vs. the Gamecocks, but he returned and leads the squad with 12.6 points and 7.1 rebounds per game. All five of Georgia's everyday starters average double figures, including junior guard Kenny Gaines (11.6 ppg), who posted a team high 18 points vs. Auburn on Saturday. Junior guard Charles Mann (11.3), senior forward Nemanja Djuricic (10.8) and sophomore guard J.J. Frazier (10.3) contribute double figures as well. Georgia holds the third-highest RPI of any SEC team at 32 (Feb. 16). The Bulldogs are led by head coach Mark Fox in his sixth season.

GEORGIA SERIES

Georgia leads the all-time series with South Carolina 54-49, and the Bulldogs own a 32-15 upperhand in games played in Athens. South Carolina snapped a five-game UGA win streak in the series with a 67-50 victory over the visiting Bulldogs on Jan. 31 at Colonial Life Arena. Below is a breakdown of the last 10 meetings between the two schools:

GEORGIA (49-54)

H: 31-18; A: 15-32; N: 3-4

F 13, 2010	A	61-66	L
F 12, 2011	H	56-60	L
F 26, 2011	A	48-64	L
F 15, 2012	H	57-56	W
M 3, 2012	A	55-67	L
F 2, 2013	H	55-67	L
F 23, 2013	A	54-62 (OT)	L
J 22, 2014	A	76-97	L
F 22, 2014	H	56-73	L
J 31, 2015	H	67-50	W

BY THE #'S

20 - Sophomore guard Sindarius Thornwell scored 20 points at Kentucky on Saturday, marking his ninth-career 20 point game, and his second this season.

13.9 - Over the course of the last seven games, Thornwell is averaging 13.9 points, 4.9 rebounds and 2.6 assists per game.

7.1 - Over the course of the last seven games, junior forward Michael Carrera is averaging a team high 7.1 rebounds per contest.

3.6 - Among freshmen in the SEC, Marcus Stroman ranks fourth in overall games with 3.6 assists per outing. In strictly league games, he ranks third with 2.7 per outing.

10-7 - The Gamecocks are 10-7 this season when out-rebounding their opponent.

4th - South Carolina ranks fourth in the SEC in average home attendance, as an average of 11,372 fans attend Carolina home games this season.

3rd - South Carolina ranks tied for third in scoring defense in the SEC (overall games), as opponents average just 61.9 points per game.

73.6% - The Gamecocks rank second in the SEC (overall games) in free throw percent, hitting 73.6 percent at the charity stripe this season.

85.1% - Senior guard Tyrone Johnson ranks third in the SEC (overall games) in free throw percent, as he has hit 63-of-74 attempts this season for a mark of 85.1%

UP NEXT

South Carolina returns to Colonial Life Arena on Saturday to host Texas A&M in a Noon ET start on the SEC Network. It will be just the fourth meeting all-time vs. the Aggies and the Gamecocks will look to even the series at two games each. The teams split the series in 2014, with each squad winning on its home court, including an 80-52 victory for the Gamecocks in Columbia.

LEGENDS WEEKEND

South Carolina head coach Frank Martin and his staff will host Legends Weekend this weekend, Feb. 20-21. The annual event begins on Friday, Feb. 20, with an evening reception and continues on Saturday morning, with a pre-game chalk talk at Colonial Life Arena before the Gamecocks host Texas A&M in a Noon ET contest. The legends will be honored at halftime, and the weekend will conclude with a post-game reception in the Frank McGuire Club at Colonial Life Arena. For more information on the 2015 Legends Weekend, please contact Blair Cauthen in the South Carolina Athletics Department at 803-777-9126, or by email at BlairC@sc.edu.

GAMECOCKS IN THE POLLS

South Carolina received votes in both the AP and USA Today Coaches Top 25 Polls for the week of Jan. 5 after their 9-3 non-conference record, capped by an upset win over No. 9/9 Iowa State on Jan. 3. The Gamecocks appear in the AP poll votes for the first time since Jan. 2009, and in the Coaches poll votes for the first time since March 2006.

THORNWELL SEC PLAYER OF THE WEEK

Sophomore guard Sindarius Thornwell was named SEC Player of the Week on Jan. 5 after averaging 12 points, 6.5 rebounds and two assists as the Gamecocks downed North Carolina A&T and No. 9 Iowa State. It is the first conference player of the week honor for the Lancaster, S.C., native. He earned SEC Freshman of the Week honors three times last season. Thornwell opened the week posting 11 points, five rebounds and two steals, while matching a season high with four assists, and a career high with two blocks vs. North Carolina A&T. He followed that up with 13 points and eight rebounds against No. 9 Iowa State in the Barclays Center in Brooklyn, N.Y. Of those 13 points, ten would come in the second half, including six points in the final two minutes and a key steal to seal the win with 12 seconds left and the Cyclones looking to tie the game down 63-60. The win was Carolina's first over a top-10 opponent since 2010.

BREAKDOWN: IOWA STATE WIN

South Carolina's win vs. ninth-ranked Iowa State was the Gamecocks' first win over a top-10 opponent since Jan. 26, 2010, when Carolina defeated top-ranked Kentucky. It was also the Gamecocks' first neutral site win over a ranked opponent since defeating 14th-ranked Tennessee in the 2006 SEC Tournament. The win propelled South Carolina's RPI 43 points, from 129 to 86, and gave the Gamecocks a 9-3 record for non-conference play this season.

SHEPPARD RETURNS FROM INJURY

Freshman forward Shamiel Sheppard made his collegiate debut on Dec. 30 vs. North Carolina A&T, after missing the first 10 games of the season due to a knee injury suffered this summer which required surgery. Sheppard battled through the rehab process and was nearly a month ahead of his projected schedule for return. The Brooklyn, N.Y., native played in his second collegiate game at the Barclays Center in Carolina's upset win over No. 9/9 Iowa State on Jan. 3, scoring two points and collecting two rebounds.

"QUOTABLE"

"Our hearts go out to Wes Clark. It is moments like that as a coach makes you sick. And I know Kim [Anderson]. He is fighting to create a culture and I know Wes is one of the guys that has bought in to what he is fighting for. After the week we had last week, where we didn't put up much of a fight at Arkansas and then went in to Vanderbilt, and I think everybody knows what took place there. We are a team trying to fight for confidence and fighting to reconnect with its identity we had earlier in the year. League play makes it hard but we have some guys that are really, really trying. Sindarius [Thornwell] - I hope his enthusiasm from the last two days shows him that he can play with the confidence that he did today. He was in attack mode and I hope that permeates to some of the other guys on the team." - *South Carolina head coach Frank Martin's opening statement after his team's win vs. Missouri on Feb. 10*

KENTUCKY NOTABLES

- Justin McKie returned after missing the previous five contests with a concussion. He played five minutes total. Marcus Stroman missed his second straight game as he recovers from a throat infection.

Sindarius Thornwell recorded his ninth career 20-point game, and second of the season. He also set a new season high with nine free throws made.

- The Gamecocks are now 1-12 against the AP No. 1 team, including a 0-5 on the road. The Wildcats lead the all-time series 49-11.

MISSOURI NOTABLES

- Sophomore guard Justin McKie did not play vs. Missouri due to concussion-related symptoms. Freshman guard Marcus Stroman did not play vs. Missouri due to an illness.

- The 25 3-point attempts are the most by the Gamecocks this season, and are the most in a single game dating all the way back to a Nov. 19, 2012 matchup with Rider. Duane Notice and Brian Steele each set a new career high in 3-pointers attempted, with 11 and six, respectively.

- The Gamecocks committed just ten turnovers for the game while forcing 15. It is the fourth time all season that the team has committed ten turnovers or fewer. In the 13 games where the team had a positive assist-to-turnover ratio, Carolina has a 10-3 record.

- The ten steals in the game were the most for Carolina in the conference season. Neither the Gamecocks nor their opponents have reached double figures in the category since recording 10 in a win over Iowa State on Jan. 5. Four different players had two steals.

VANDERBILT NOTABLES

- Sophomore guard Justin McKie did not play at Vanderbilt. He is still experiencing concussion related symptoms. Freshman guard/forward Shamiel Sheppard did not play at Vanderbilt due to a sore right knee.

- Junior forward Demetrius Henry returned for the Gamecocks after missing the last three games due to a concussion.

- The previous low in offensive rebounds for Carolina this season is eight, against Clemson. It is the fewest in a game since the team had four against Missouri State on Nov. 24, 2012.

ARKANSAS NOTABLES

- Sophomore guard Justin McKie did not play vs. Arkansas, he is still experiencing concussion related symptoms. Freshman guard Shamiel Sheppard did not play vs. Arkansas due to fluid on his right knee.

- Sophomore forward Demetrius Henry did not play vs. Arkansas. He is engaging in the gradual return to activity protocol after suffering a concussion last week, but was not available for the game vs. the Razorbacks.

- The Razorbacks finished with 71 field goal attempts, a season high by a Carolina opponent. The previous high was 65 by Oklahoma State, the Razorbacks reached 65 shots with more than six minutes to go in the game.

- The Gamecocks attempted a season-high 24 3-point attempts, surpassing a previous high of 22 from the non-conference season. All eight players in the main rotation attempted at least one shot from deep in the game.

- Tyrone Johnson played just 24 minutes Tuesday, his lowest since the Oklahoma State game on Dec. 6. His seven points marked just the third time in the last 12 games that he has not scored in double figures.

GEORGIA NOTABLES

- Carolina's win snaps a five-game Georgia winning streak in the series. It's the Gamecocks' first win over Georgia since a 57-56 home win over the Bulldogs on Feb. 15, 2012.

- Junior forward Laimonas Chatkevicius led the Gamecocks with 12 points. It marked the second time this season and the second time in his career that he has led the team in scoring.

- Sophomore guard Sindarius Thornwell collected three steals vs. the Bulldogs, marking his third game of the season with three or more steals, and the seventh time in his career he has reached the mark.

- Carolina held Georgia to 22 percent shooting (11-of-50), which is the Bulldogs' worst shooting percentage this season.

- The Gamecocks matched a season high by scoring 25 points off of 11 Georgia turnovers. Carolina also scored 25 points off of turnovers in a win at Marshall on Dec. 1.

- Both UGA's 16.0 percent in the second half, and 22.0 percent overall for the game set new Gamecock records for lowest opponent field goal percentage in a single half and for a game in the SEC regular season.

LSU NOTABLES

- Junior forward Demetrius Henry and sophomore guard Justin McKie did not play vs. LSU due to concussions..

- After either setting or tying a season-high in rebounds in each of the last two games, Michael Carrera set yet another high mark for the season with 10 boards. Four would come on the offensive end.

- The 13 blocks were the most by any Carolina opponent this season. The previous high for an opponent was nine by Kentucky in the previous game.

- Tonight was the team's first loss at the Pete Maravich Center since 2009. The loss evens the all-time series at 15.

- The Gamecocks owned a 19-7 advantage in offensive rebounds, but it only led to a 12-7 margin in second-chance points. Opponents are averaging just under six offensive rebounds per game in the last three contests.

KENTUCKY NOTABLES

- Saturday's game vs. Kentucky was the sixth sellout in Colonial Life Arena history for a Gamecock men's basketball game and the first since also facing Kentucky on Jan. 22, 2011.

- The game was the seventh time this season that Carolina held an opponent to under 60 points, the team had been 6-0 in those games until the game vs. UK.

- This was Carolina's 12th meeting with the Associated Press' No.1 team. The loss moves the Gamecocks to 1-11, with the lone win coming against Kentucky in 2010. The previous meeting with a No. 1 was last season against Florida.

- Kentucky held a 21-6 advantage in points off turnovers for the game. It was the largest margin of any Carolina game so far this season, and the second-most allowed to any opponent this season (23 to Alabama).

TENNESSEE NOTABLES

- Sindarius Thornwell led the team in scoring with 17 point. It was the sophomore's highest-scoring game since posting 20 against Charlotte on Nov. 21. He added a season-high eight free throws made to go along with his four field goals.

- Michael Carrera pulled down a season-high nine rebounds (five offensive) in the game, six of which came in the second half. As a team, South Carolina recorded 17 offensive rebounds and limited Tennessee to five.

- Carolina made 14-of-15 free throw attempts in the game (93.3 percent), including all 13 second-half attempts. The mark is the highest in the Frank Martin era.

CARRERA NOMINEE FOR NABC GOOD WORKS TEAM

The NABC and Allstate Insurance announced on Dec. 3, its nominees for the NABC Good Works Team. The community service based award recognizes a distinguished group of student-athletes who have demonstrated a commitment to enriching the lives of others and contributing to the great good in their communities. During his time at South Carolina, Carrera has participated in numerous community outreach events, including visiting the Ronald McDonald House, several events with the South Carolina Special Olympics, volunteering at Harvest Hope food bank, visiting with Boy Scout troops, and he participated in a wish with the Make-A-Wish Foundation, among his many other service events.

THORNWELL NAMED SECOND TEAM PRESEASON ALL-SEC

Sophomore guard Sindarius Thornwell was honored with selection to the Preseason All-SEC Second Team last Thursday, the first preseason honor of his career. The Lancaster, S.C., native started all 34 games as a freshman, averaging 13.4 points, 4.1 rebounds 3.0 assists and 1.2 steals in 29.6 minutes per game. After leading all SEC freshmen in scoring and assists in conference games, Thornwell was named to the SEC All-Freshman Team last spring.

2015 SEC TOURNAMENT

The 2015 edition of the SEC Tournament will be held in Nashville, Tenn., at Bridgestone Arena. The tournament was last held in the Music City in 2013. South Carolina owns a 4-4 record in Tournament games played in Nashville. The SEC Network will televise the first three days of the SEC Basketball Tournament (March 11-15), while the semifinals and championship game will be broadcast nationally on ESPN.

DOZIER, SILVA SIGN WITH GAMECOCKS

University of South Carolina head men's basketball coach Frank Martin announced on Nov. 13 the signing of **P.J. Dozier** (G - 6-6 - 185 - Columbia, S.C. - Spring Valley High School) and **Chris Silva** (F - 6-8 - 205 - Roselle, N.J. - Roselle Catholic High School) to National Letters of Intent. The duo will join the Gamecocks for the 2015-16 campaign and both will have four years of eligibility beginning next fall. Below is a brief capsule and quote from Martin on each signee.

P.J. Dozier - G - 6-7 - 185 - Columbia, S.C. - Spring Valley High School

Noted as one of the top points guard in the nation and a guard that has a great feel for the game ... Rated the No. 21 prospect in the ESPN 100 and the No. 2 point guard ... Rated as the No. 26 prospect overall and the top prospect in the state according to 247sports.com ... Participated in the NBA Top 100 Camp ... Also participated in the 2012 USA Basketball fall minicamp and was invited to the U-18 US National Team training camp ... Father, Perry (1986-88), and uncle, Terry (1986-89), both played basketball at South Carolina ... Sister, Asia, plays for the Gamecock women's basketball team.

Martin on Dozier:

"I couldn't be happier that P.J. Dozier has decided to stay home. Sindarius Thornwell, Marcus Stroman and Justin McKie, those guys have opened the door for local kids to believe in what we do and for P.J. to believe in what those guys did and believe in what we did makes me extremely excited. A 6-7 guard, who is a point guard, who knows how to play off the ball. He has the ability, just like Chris (Silva) to be a tremendous defender. We are super excited for what those two guys will bring to the table. They complement our team in ways that we need and we are lucky to have both of them."

Chris Silva - F - 6-9 - 205 - Roselle, N.J. - Roselle Catholic High School

Noted as an explosive athlete, good shot blocker and rebounder ... A four-star prospect according to ESPN.com ... Rated the No. 5 prospect in the state and the 96th overall prospect in the ESPN 100 ... A four-star prospect according to 247sports.com, and the No. 4 prospect in the state ... Rated as the No. 21 power forward by 247sports.com ... Averaged 8.8 points, 9.8 rebounds and 2.1 blocks per game during junior season in 2013-14 ... Originally from Gabon.

Martin on Silva:

"Chris Silva is a 6-9 forward from New Jersey, who is an unbelievable athlete and fearless in how strong he plays. He can step out and shoot the basketball and block shots with the best of them. Chris is a tremendous young man who is fully committed to the Gamecocks. I couldn't be more excited to add him to our front line, and add his athleticism, toughness and shot-blocking ability."

DOZIER NAMED MCDONALD'S ALL-AMERICAN

South Carolina men's basketball signee P.J. Dozier was named to the roster for the 38th annual McDonald's All-American Games, as announced on ESPN Jan. 28. The men's game will take place on April 1, 2015, at the United Center in Chicago. Dozier is just the fourth South Carolina player to be selected to the squad, as the others include Dozier's uncle, Terry Dozier, South Carolina's all-time leading scorer BJ McKie, and Rolando Howell. It is Carolina's first McDonald's All-American signee since 2000.

CAROLINA CALLS, FRANK MARTIN SHOW SCHEDULES ANNOUNCED

Carolina Calls Radio Show Dates

(all shows air from 7-8 p.m. ET on 107.5 The Game! Gamecock Radio Network, and are located at Wild Wing Café in The Vista, unless otherwise noted)

December 4, 11*, 18
January 8*, 15, 22, 29
February 5, 12, 19, 26
March 4, 10

Frank Martin TV Show Dates

(The show will air at 11:30 a.m. ET with multiple re-runs; check local listings for all other air times)

December 7, 28
January 4, 11, 18, 25
February 8, 15, 22
March 1, 8

* The Dec. 11 call-in show will be at Wild Wing Café at the Village At Sandhills, and the Jan. 8 show will be at the Wild Wing Café at the Harbison location.

LAST SEASON VS. GEORGIA

GAME 18 - GEORGIA 97, SOUTH CAROLINA 76 JAN. 22, 2014/STEGEMAN COLISEUM/ATHENS, GA.

ATHENS, Ga. - South Carolina (7-11, 0-5 SEC) suffered a 97-76 loss on the road in SEC play at Georgia (10-7, 4-1 SEC) on Wednesday night. Freshman guard Sindarius Thornwell scored a season high 26 points to lead four Gamecocks in double figures in the contest.

Thornwell netted his fourth 20-point game of the season, and surpassed his previous season high of 25 points from earlier this month versus LSU. Thornwell hit 8-of-12 attempts from the floor and was 9-of-12 from the free throw line. He also collected four rebounds and dished four of Carolina's eight assists in the game.

Senior guard Brenton Williams responded after a tough outing versus Ole Miss last Saturday, posting 18 points on 6-of-11 shooting from the field and four 3s. Freshman guards Duane Notice and Jaylen Shaw added 14 and 12 points, respectively, in the game.

Georgia was led by junior forward Nemanja Djuricic with 22 points, while Kenny Gaines added 14 and Brandon Morris 13. The Bulldogs posted 10 3s in the game, and hit 33-of-50 from the foul line.

A jumper from Thornwell gave the Gamecocks a 6-4 lead with 17:31 remaining in the first half, but nine-straight points from Djuricic followed by back-to-back Bulldog 3s saw the home team hold a 17-8 upperhand four minutes later.

Notice broke the streak with a jumper in the lane, and Shaw hit a 3 with 12:22 on the clock to pull Carolina within six at 19-13.

Georgia held on to a double-digit lead until a floater from Notice near the eight-minute mark brought the Gamecocks within nine at 30-21.

Foul trouble plagued the Gamecocks, with sophomore forward Mindaugas Kacinas and freshman forward Desmond Ringer both with 3 and forced to sit on the bench much of the half. The Bulldog lead stood at 13 at the under-four minute media timeout with 3:51 to play before the break.

South Carolina missed four from the free throw line down the stretch, and UGA led by as many as 15, but sophomore forward Laimonas Chatkevicius pulled down three-consecutive defensive rebounds, and Notice and Williams added lay-ins and the Georgia lead was just nine at the break, 45-34.

The Bulldogs scored six 3-pointers in the opening half and out-rebounded the Gamecocks by seven at 21-14. Notice led Carolina with 13 points in the stanza, hitting 4-of-5 from the field. The teams combined for 30 fouls in the set.

Georgia's Charles Mann was called for a flagrant foul just 30 seconds into the second half, sending Notice to the line for two attempts. He hit one from the line and Mann and Williams traded 3-pointers moments later to put the score at 48-38 UGA with 18 to play.

Consecutive turnovers from the Gamecocks saw the Georgia lead push to 22 at 64-42 with just over 14 minutes on the clock.

Chatkevicius fouled out with 12 minutes to play, and freshman forward Demetrius Henry and sophomore forward Michael Carrera were both on the bench with 3 each.

Thornwell scored on consecutive possessions midway through the half, but the Bulldog lead hovered near 20 points through the next several minutes of play.

Sophomore forward Brian Steele hit a 3 and earned a steal at the opposite end on the ensuing UGA possession near the four-minute mark. Freshman guard Jaylen Shaw gave the Gamecocks another 3 at the top of the key and the score stood at 87-70 Georgia with 3:33 to play.

Thornwell hit a season high with 26 points on two lay-ups with 90 seconds to play, but Georgia posted the 97-76 victory.

South Carolina finished the contest hitting 45.8 percent (22-48) from the field, compared to 55.1 percent (27-49) from Georgia. The Bulldogs attempted 50 free throws in the contest, a new Carolina opponent record in league play, surpassing UGA's 46 attempts during last season's contest in Columbia.

GAME 18

Official Basketball Box Score - Game Totals - Final Statistics South Carolina vs Georgia 01/22/14 8:00 p.m. at Stegeman Coliseum - Athens, Ga.

South Carolina 76 • 7-11 (0-5)

#	Player	Pos	Total		3-Ptr		Rebounds		PF	TP	A	TO	Bk	Stl	Min
			FG	FGA	FT	FTA	Off	Def							
21	HENRY, Demetrius	f	0-5	0-0	1-2	3	2	5	4	1	0	1	2	1	15
24	CARRERA, Michael	f	0-3	0-0	0-0	1	5	6	4	0	0	1	0	0	19
00	THORNWELL, Sindarius	g	8-12	1-1	9-12	1	3	4	26	4	5	0	1	29	
01	WILLIAMS, Brenton	g	6-11	4-7	2-2	0	0	0	18	1	2	0	1	35	
10	NOTICE, Duane	g	4-6	0-1	6-10	1	1	2	2	14	1	2	0	22	
05	SHAW, Jaylen	g	2-5	2-3	6-6	0	0	0	1	12	0	2	0	19	
14	CHATKEVICIUS, L.	g	1-3	0-0	0-2	0	6	6	3	2	0	2	2	15	
15	THEUS JR., Reggie	g	0-1	0-0	0-2	0	1	1	3	0	1	0	0	13	
25	KACINAS, Mindaugas	g	0-0	0-0	0-0	0	0	3	0	0	0	0	0	7	
12	RINGER, Desmond	g	0-0	0-0	0-0	0	0	0	4	0	0	0	0	14	
36	STEELE, Brian	g	1-2	1-2	0-0	0	0	0	1	3	1	1	0	12	
	Team					2	1	3							
Totals			22-48	8-14	24-36	8	19	27	33	76	8	15	4	9	200
FG % 1st Half: 10-25 40.0%			2nd half: 12-23 52.2%			Game: 22-48 45.8%			Deadball						
3FG % 1st Half: 2-5 40.0%			2nd half: 6-9 66.7%			Game: 8-14 57.1%			Rebounds			4			
FT % 1st Half: 12-21 57.1%			2nd half: 12-15 80.0%			Game: 24-36 66.7%									

Georgia 97 • 10-7 (4-1)

#	Player	Pos	Total		3-Ptr		Rebounds		PF	TP	A	TO	Bk	Stl	Min
			FG	FGA	FT	FTA	Off	Def							
02	Thornton, Marcus	f	3-5	0-0	6-9	5	2	7	2	12	0	0	0	0	21
15	Williams, Donte'	f	3-4	0-0	3-6	2	8	10	1	9	0	1	0	1	26
30	Morris, Brandon	f	4-6	0-0	5-9	0	5	5	3	13	5	0	0	0	27
04	Mann, Charles	g	2-5	2-4	4-4	0	1	1	5	10	3	4	0	19	
12	Gaines, Kenny	g	3-10	2-5	6-6	0	3	3	2	14	4	2	0	33	
03	Parker, Juwan	g	2-4	1-1	0-0	1	2	3	0	5	2	0	0	24	
06	Dixon, Tim	g	0-0	0-0	0-0	0	0	0	1	0	1	0	0	6	
10	Echols, Taylor	g	1-2	1-2	0-0	0	0	0	0	3	0	0	0	2	
11	Forte, Cameron	g	1-1	0-0	1-3	0	0	0	1	3	0	0	0	4	
14	Young, Brandon	g	0-0	0-0	0-0	0	0	0	0	0	0	0	0	2	
24	Kessler, Houston	g	0-0	0-0	0-0	1	1	1	0	0	0	0	0	1	
25	Geno, Kenny Paul	g	1-1	0-0	1-1	0	1	0	0	2	0	0	0	1	
30	Frazier, J.J.	g	1-5	1-3	0-0	0	1	1	4	2	4	1	0	21	
41	Cannon, John	g	0-0	0-0	1-2	0	1	1	2	1	0	1	0	3	
42	Djuricic, Nemanja	g	6-6	3-3	7-11	4	1	5	4	22	3	0	0	31	
	Team					0	1	1							
Totals			27-49	10-18	33-50	13	26	39	26	97	21	14	2	6	200
FG % 1st Half: 11-23 47.8%			2nd half: 16-26 61.5%			Game: 27-49 55.1%			Deadball						
3FG % 1st Half: 6-11 54.5%			2nd half: 4-7 57.1%			Game: 10-18 55.6%			Rebounds			7			
FT % 1st Half: 17-22 77.3%			2nd half: 16-28 57.1%			Game: 33-50 66.0%									

Officials: Mike Moore, Ron Grossner, Lee Caswell
Technical fouls: South Carolina-None, Georgia-None.
Attendance: 5366
Flagrant 1 on Charles Mann at 19:31 in 2nd half.

Score by periods	1st	2nd	Total
South Carolina	34	42	76
Georgia	45	52	97

Low: RG - SC 2nd-01:34, UGA 2nd-00:16.
Largest lead - SC by 2 1st-19:38, UGA by 23 2nd-04:16.

GAME 27 - GEORGIA 73, SOUTH CAROLINA 56 FEB. 22, 2014/COLONIAL LIFE ARENA

COLUMBIA, S.C. - The South Carolina men's basketball team dropped a 73-56 decision to Georgia in an SEC matchup on Saturday afternoon at Colonial Life Arena.

The Gamecocks (10-17, 3-11 SEC) and Bulldogs went to halftime interlocked at 34-34, but a cold-shooting second half by South Carolina allowed Georgia (15-11, 9-5) to pull away for the win. The Gamecocks were 5-of-31 from the floor in the final 20 minutes.

For the game, South Carolina shot 26.3 percent from the field (15-of-57), with seven of its made baskets coming from behind the arc. Freshman Sindarius Thornwell tallied 18 points, dished out five assists and grabbed four rebounds to lead the Gamecocks, while senior Brenton Williams reached double figures for the 17th time in his last 19 games with 16 points, including four 3-pointers. Sophomore forward Michael Carrera pulled down a game-high 12 rebounds and chipped in three points. Georgia shot at a 44.2 percent clip for the game, including 50 percent from deep (8-of-16). The Bulldogs also held the edge in rebounds (40-38) and points in the paint (24-12). Sophomore guard Kenny Gaines fired in a game-high 27 points on 9-of-14 shooting to lead the Bulldogs, while junior forward Marcus Thornton contributed a double-double with 12 points and 10 boards. Sophomore forward Brandon Morris also had 12 points on the afternoon.

Williams paced the Gamecocks early on, making all three of his 3-point attempts in the first eight minutes. His three from the corner at the 12:23 mark gave South Carolina a 13-6 lead, capping a 10-0 Gamecock run.

Georgia scrapped its way back to take a 22-19 lead with a 16-6 run during the next four minutes. Gaines was instrumental in pushing the Bulldogs in front with nine points during the run, including a pair of 3-pointers.

The Bulldogs held a 34-31 lead with less than a minute left in the half, but Gamecock forward Brian Steele drained a three from the top of the key with 25 seconds remaining to tie the game heading into the locker room.

Thornwell scored 11 points in the half to lead Carolina, while Williams added nine. Carrera pulled down eight rebounds, including six on the offensive end. Gaines carried Georgia with 15 points, and Morris chipped in nine.

The Gamecocks were unable to get their offense going in the second half as they missed their first 14 shots from the field, allowing Georgia to open on a 16-1 run to build a 50-35 lead. Thornwell sank a floater in the lane at the 10:52 mark to make it a 50-37 ballgame, but that was as close as South Carolina was able pull the rest of the way.

GAME 27

Official Basketball Box Score - Game Totals - Final Statistics Georgia vs South Carolina 2/22/14 1:30 p.m. at Columbia, S.C. (Colonial Life Arena)

Georgia 73 • 15-11 (9-5 SEC)

#	Player	Pos	Total		3-Ptr		Rebounds		PF	TP	A	TO	Bk	Stl	Min
			FG	FGA	FT	FTA	Off	Def							
02	Thornton, Marcus	f	4-6	1-1	3-3	2	8	10	2	12	0	1	3	0	32
15	Williams, Donte'	f	1-3	0-0	0-1	2	2	4	2	2	0	1	0	19	
31	Morris, Brandon	f	4-9	0-1	4-8	1	3	4	12	1	2	0	1	32	
04	Mann, Charles	g	1-10	0-1	5-8	1	4	5	3	7	2	3	0	27	
12	Gaines, Kenny	g	9-14	5-9	4-5	0	1	1	3	27	0	2	1	33	
03	Parker, Juwan	g	1-4	0-0	3-4	1	2	3	1	5	1	0	0	15	
06	Dixon, Tim	g	0-0	0-0	0-0	0	0	0	1	0	0	0	0	8	
10	Echols, Taylor	g	0-0	0-0	0-0	0	0	0	0	0	0	0	0	1	
11	Forte, Cameron	g	0-0	0-0	0-0	0	0	0	0	0	0	0	0	2	
14	Young, Brandon	g	0-0	0-0	0-0	0	0	0	0	0	0	0	0	1	
24	Kessler, Houston	g	0-0	0-0	0-0	0	0	0	0	0	0	0	0	1	
25	Geno, Kenny Paul	g	0-0	0-0	0-0	0	0	0	0	1	0	0	0	0	
30	Frazier, J.J.	g	1-3	1-3	0-0	0	1	2	3	3	1	1	0	9	
41	Cannon, John	g	0-0	0-0	0-0	0	0	0	0	0	0	0	0	1	
42	Djuricic, Nemanja	g	2-3	1-1	0-0	1	2	3	3	5	0	1	1	18	
	Team					4	5	9							
Totals			23-52	8-16	19-29	12	28	40	22	73	9	11	7	3	200
FG % 1st Half: 10-25 40.0%			2nd half: 13-27 48.1%			Game: 23-52 44.2%			Deadball						
3FG % 1st Half: 4-9 44.4%			2nd half: 4-7 57.1%			Game: 8-16 50.0%			Rebounds			41			
FT % 1st Half: 10-16 62.5%			2nd half: 9-13 69.2%			Game: 19-29 65.5%									

South Carolina 56 • 10-17 (3-11 SEC)

#	Player	Pos	Total		3-Ptr		Rebounds		PF	TP	A	TO	Bk	Stl	Min
			FG	FGA	FT	FTA	Off	Def							
24	CARRERA, Michael	f	1-5	0-0	1-2	7	5	12	3	3	0	0	1	0	24
25	KACINAS, Mindaugas	f	1-4	0-0	0-0	3	2	5	2	2	0	0	2	2	30
00	THORNWELL, Sindarius	g	4-15	0-2	10-12	2	2	4	2	18	5	3	2	1	40
01	WILLIAMS, Brenton	g	5-16	4-9	2-2	1	2	3	2	16	0	0	0	38	
10	NOTICE, Duane	g	0-5	0-1	4-6	0	0	0	1	4	1	2	0	24	
05	SHAW, Jaylen	g	1-3	1-3	0-0	0	0	0	2	3	1	0	0	9	
14	CHATKEVICIUS, L.	g	1-1	0-0	0-0	0	5	5	2	0	2	1	1	13	
21	HENRY, Demetrius	g	0-1	0-0	0-0	0	1	1	0	0	0	0	0	10	
36	STEELE, Brian	g	2-7	2-5	2-2	0	2	2	3	8	1	0	0	22	
	Team														

ROSTER BREAKDOWN

RETURNING STARTERS (4)

Demetrius Henry (forward)
Michael Carrera (forward)
Mindaugas Kacinas (forward)
Sindarius Thornwell (guard)
**based on final game of 2013-14 season*

RETURNING LETTERWINNERS (11)

Michael Carrera
Laimonas Chatkevicius
Austin Constable
Demetrius Henry
Tyrone Johnson
Mindaugas Kacinas
Justin McKie
Duane Notice
Brian Steele
Reggie Theus Jr.
Sindarius Thornwell

GUARDS (8)

TeMarcus Blanton
Austin Constable
Tyrone Johnson
Justin McKie
Duane Notice
Shamiek Sheppard
Marcus Stroman
Sindarius Thornwell

FORWARDS (7)

Michael Carrera
Laimonas Chatkevicius
Demetrius Henry
Mindaugas Kacinas
Shamiek Sheppard
Brian Steele
Reggie Theus Jr.

BY HEIGHT

Austin Constable, 5-11
Duane Notice, 6-2
Marcus Stroman, 6-2
Tyrone Johnson, 6-3
Justin McKie, 6-4
TeMarcus Blanton, 6-5
Michael Carrera, 6-5
Brian Steele, 6-5
Sindarius Thornwell, 6-5
Shamiek Sheppard, 6-6
Reggie Theus Jr., 6-6
Mindaugas Kacinas, 6-7
Demetrius Henry, 6-9
Laimonas Chatkevicius, 6-11

PRONUNCIATION

Lie-MOAN-us Ha-KEVA-chus
Min-DAWG-us Kye-chin-iss
Justin MACK-ee

2014-15 SOUTH CAROLINA ROSTER

ALPHABETICAL

No.	Name	Pos.	Ht.	Wt.	Cl.	Exp.	Hometown/High/Last School
5	TeMarcus Blanton	G	6-5	209	FR	HS	Locust Grove, Ga./Luella
24	Michael Carrera	F	6-5	212	JR	2VL	Anzoátegui, Venezuela/Montrose Christian School
14	Laimonas Chatkevicius	F	6-11	251	JR	2VL	Klaipeda, Lithuania/South Kent School
-	Austin Constable	G	5-11	178	JR	2VL	West Chester, Pa./Henderson
21	Demetrius Henry	F/C	6-9	226	SO	1VL	Miami, Fla./Faith Baptist Christian School
4	Tyrone Johnson	G	6-3	195	SR	2VL	Plainfield, N.J./Montrose Christian School/Villanova
25	Mindaugas Kacinas	F	6-7	227	JR	2VL	Klaipeda, Lithuania/Word of Life Fire Traditional School
20	Justin McKie	G	6-4	195	SO	1VL	Columbia, S.C./Irmo
10	Duane Notice	G	6-2	212	SO	1VL	Woodbridge, Canada/St. Michael's/St. Thomas More (Oakdale, Conn.)
12	Shamiek Sheppard	G/F	6-6	225	FR	HS	Brooklyn, N.Y./South Shore/Fishburne Military School (Waynesboro City, Va.)
35	Brian Steele	F	6-5	194	JR	2VL	Greenville, S.C./Wade Hampton School
1	Marcus Stroman	G	6-2	183	FR	HS	Columbia, S.C./Keenan
15	Reggie Theus Jr.	F	6-6	221	SO	1VL	Los Angeles, Calif./Fairfax
0	Sindarius Thornwell	G	6-5	215	SO	1VL	Lancaster, S.C./Oak Hill Academy

NUMERICAL

No.	Name	Pos.	Ht.	Wt.	Cl.	Exp.	Hometown/High/Last School
0	Sindarius Thornwell	G	6-5	215	SO	1VL	Lancaster, S.C./Oak Hill Academy
1	Marcus Stroman	G	6-2	183	FR	HS	Columbia, S.C./Keenan
4	Tyrone Johnson	G	6-3	195	SR	2VL	Plainfield, N.J./Montrose Christian School/Villanova
5	TeMarcus Blanton	G	6-5	209	FR	HS	Locust Grove, Ga./Luella
10	Duane Notice	G	6-2	212	SO	1VL	Woodbridge, Canada/St. Michael's/St. Thomas More (Oakdale, Conn.)
-	Austin Constable	G	5-11	178	JR	2VL	West Chester, Pa./Henderson
14	Laimonas Chatkevicius	F	6-11	251	JR	2VL	Klaipeda, Lithuania/South Kent School
15	Reggie Theus Jr.	F	6-6	221	SO	1VL	Los Angeles, Calif./Fairfax
20	Justin McKie	G	6-4	195	SO	1VL	Columbia, S.C./Irmo
21	Demetrius Henry	F/C	6-9	226	SO	1VL	Miami, Fla./Faith Baptist Christian School
24	Michael Carrera	F	6-5	212	JR	2VL	Anzoátegui, Venezuela/Montrose Christian School
25	Mindaugas Kacinas	F	6-7	227	JR	2VL	Klaipeda, Lithuania/Word of Life Fire Traditional School
35	Brian Steele	F	6-5	194	JR	2VL	Greenville, S.C./Wade Hampton School
12	Shamiek Sheppard	G/F	6-6	225	FR	HS	Brooklyn, N.Y./South Shore/Fishburne Military School (Waynesboro City, Va.)

Head Coach: Frank Martin (Florida International, '93)

Associate Head Coach/Recruiting Coordinator: Matt Figger (Eastern Kentucky, '95)

Assistant Coach: Perry Clark (Gettysburg, '74)

Assistant Coach: Lamont Evans (Kansas State, '09)

Director of Basketball Operations: Andy Assaley (Cincinnati, '96)

Strength & Conditioning Coach: Scott Greenawalt (Muskingum College, '98)

Athletic Trainer: Mark Rodger (Buffalo, '01)

Video Coordinator: David Kiefer (Kansas State, '07)

Student-Athlete Development: Doug Edwards (Florida State, '07)

TOP RETURNING...

Scorer..... Sindarius Thornwell, 13.4 ppg
Rebounder..... Michael Carrera, 5.6 rpg
Assist Maker..... Tyrone Johnson, 3.4 apg
FG Shooter *..... Mindaugas Kacinas, 55.6%
3-Point FG Shooter \$..... Sindarius Thornwell, 37.0%
FT Shooter \$..... Tyrone Johnson, 75.3%
Shot Blocker..... Michael Carrera, 0.9 bpg
Steal Maker..... Sindarius Thornwell, 1.17 spg

* at least 100 attempts

\$ at least 50 attempts



HEAD COACH FRANK MARTIN

EIGHTH SEASON OVERALL | 157-104 (.601) | THIRD SEASON AT SOUTH CAROLINA | 40-50 (.444)

THE MARTIN FILE

COACHING

EXPERIENCE

30th year

COLLEGE EXPERIENCE

15th season

COLLEGE HEAD COACH EXPERIENCE

8th season

HIRE DATE AT CAROLINA

March 27, 2012

PERSONAL

HOMETOWN

Miami, Fla.

ALMA MATER

Florida International, 1993 (B.A. Physical Ed.)

FAMILY

Wife, Anya

Children, Brandon, Amalia and Christian

COACHING RESUME

HIGH SCHOOL

Miami Senior High, 1985-93

Varsity Boys' Assistant Coach

Junior Varsity Boys' Head Coach

North Miami High, Head Coach, 1993-95

Miami Senior High, Head Coach, 1995-98

B.T. Washington High, Head Coach, 1999-2000

COLLEGE ASSISTANT COACH

Northeastern, 2000-04

Cincinnati, 2004-06

Kansas State, 2006-07

COLLEGE HEAD COACH

Kansas State, 2007-12

South Carolina, 2012-present

Frank Martin was named the head men's basketball coach at the University of South Carolina on March 27, 2012, becoming the 32nd head coach in the history of the South Carolina program, which enters its 107th season as a varsity sport in 2014-15. Martin owns a 145-92 (.611) overall record as a head coach, entering his eighth season overall, and third season at South Carolina.

Since his appointment as head coach in Columbia, Martin, 48, has become a fixture in the community. He has spoken at numerous events, including Gamecock Club Fan Fests, numerous community council and rotary club events, coaching clinics, and the Fathers and Families Decades of Dads event, among others. He was also selected as a Court Coach for USA Basketball in June 2012, assisting Florida head coach Billy Donovan with the Men's U18 National Team training camp in Colorado Springs, Colo., at the U.S. Olympic Training Center. The camp was used to determine the 12-member roster that represented the USA at the 2012 FIBA Americas U18 Championship in late June.

Martin was honored again during the summer of 2013, serving as an assistant coach for the United States on head coach Bob McKillop's staff alongside Michigan head coach John Beilein for the U.S. Men's World University Games team. The squad spent time in Colorado Springs at training camp, before embarking on a two-week journey to Kazan, Russia, in early July, for the event. He furthered his international coaching experience as head coach of USA East Coast during the summer of 2014, which represented the United States at the Tallinn Cup in Estonia.

During his first season (2012-13) in Columbia, Martin led his squad to a 14-18 record, which included a 4-14 mark in SEC contests. The Garnet and Black captured the Hoops For Hope

Classic tournament crown after posting a 4-0 record competing in the event with home victories over Milwaukee and Rider, before defeating Missouri State in overtime, and UALR in Puerto Vallarta, Mexico, over the Thanksgiving holiday. Freshman forward Michael Carrera was honored after the conclusion of the regular season with selection to the 2013 SEC All-Freshman Team, as voted on by the league's head coaches. During the spring of 2013, the Gamecock coaching staff signed seven freshmen, while welcoming Villanova transfer Ty Johnson to the team, a recruiting class which ranked No. 23 in the nation according to ESPN.com.

Martin's second season (2013-14) leading the Gamecocks saw the squad win four of its final six games of the year, including two games in the SEC Tournament, marking the first Tournament wins for the Gamecocks since the 2008 campaign. Martin and his staff put together a non-conference schedule that challenged his team to prepare for the rigors of the SEC campaign. The Gamecocks posted several quality victories, including a win versus Saint Mary's at the Hawaiian Airlines Diamond Head Classic in December, and home victories versus Alabama, Vanderbilt and No. 17 Kentucky to name a few.

Martin tutored his second SEC All-Freshman Team honoree in as many seasons, as rookie guard Sindarius Thornwell led all freshmen in the SEC in league games in points (15.6) and assists (4.0) to earn a spot on the postseason team. Thornwell also garnered three SEC Freshman of the Week awards, and was named the Feb. 18 Wayman Tisdale National Freshman of the Week.

A native of Miami, Fla., Martin earned his bachelor's degree in physical education from Florida International in 1993. He and his wife, Anya, have three children, Brandon, Amalia and Christian.

MARTIN'S CAREER RECORD, YEAR-BY-YEAR

YEAR	RECORD	CONFERENCE (FINISH)	POSTSEASON
2007-08	21-12	10-6 (3rd)	1-1; NCAA 2nd Round
2008-09	22-12	9-7 (t4th)	1-1; NIT
2009-10	29-8	11-5 (t2nd)	3-1; NCAA Elite Eight
2010-11	23-11	10-6 (t3rd)	1-1; NCAA Third Round
2011-12	22-11	10-8 (5th)	1-1; NCAA Third Round
2012-13	14-18	4-14 (t12th)	-
2013-14	14-20	5-13 (13th)	-
2014-15	12-12	3-9	-
Totals	157-104 (.601)	62-68 (.476)	7-5 (.583)/4 NCAA/1 NIT

2014-15 RADIO/TV SPOT CHART



#0

SINDARIUS THORNWELL
So. - G - 6-5 - 215
Lancaster, S.C.
Oak Hill Academy



#1

MARCUS STROMAN
Fr. - G - 6-2 - 183
Columbia, S.C.
Keenan



#4

TYRONE JOHNSON
Sr. - G - 6-3 - 195
Plainfield, N.J.
Montrose Christian/
Villanova



#5

TEMARCUS BLANTON
Fr. - G - 6-5 - 209
Locust Grove, Ga.
Luella




#10

DUANE NOTICE
So. - G - 6-2 - 212
Woodbridge, Ontario
St. Thomas More
(Oakdale, Conn.)



#12

SHAMIEK SHEPPARD
Fr. - G/F - 6-6 - 225
Brooklyn, N.Y.
Fishburne Military
School



#14

LAIMONAS CHATKEVICIUS
Jr. - F - 6-11 - 251
Klaipeda, Lithuania
South Kent School
(South Kent, Conn.)



#15

REGGIE THEUS JR.
So. - F - 6-6 - 221
Los Angeles, Calif.
Fairfax



#20

JUSTIN MCKIE
So. - G - 6-4 - 195
Columbia, S.C.
Irmo



#21

DEMETRIUS HENRY
So. - F - 6-9 - 226
Miami, Fla.
Faith Baptist Christian
School




#24

MICHAEL CARRERA
Jr. - F - 6-5 - 212
Anzoátegui, Venezuela
Montrose Christian



#25

MINDAUGAS KACINAS
Jr. - F - 6-7 - 227
Klaipeda, Lithuania
Word of Life Fire



#35

BRIAN STEELE
Jr. - F - 6-5 - 194
Greenville, S.C.
Wade Hampton



AUSTIN CONSTABLE
Jr. - G - 5-11 - 178
West Chester, Pa.
Henderson



FRANK MARTIN
Head Coach

GAMECOCKS' RECORD WHEN ...

At home	9-4
On the road	1-6
At neutral sites	2-2
In overtime	0-0
vs. Top 25 team	1-2
vs. Top 10 team	1-2
vs. Top 3 team	0-2
Leading at half	10-3
Trailing at half	1-9
Tied at half	1-0
Shooting 50% or better	3-1
Shooting between 39-49%	8-5
Shooting less than 39%	1-6
Opp. shooting 50% or better	0-3
Opp. shooting between 39-49%	2-8
Opp. shooting less than 39%	10-1
Shooting better than opp.	10-1
Shooting worse than/equal to opp.	2-11
Starters out-score opp. starters	8-3
Opp. starters score/equal more	4-9
Bench out-scores opp. bench	9-6
Opp. bench scores/equals more	3-5
Having more FTs than opp.	8-1
Having equal/less FTs than opp.	4-11
Have more TOs than opp.	1-7
Having equal/less TOs than opp.	11-5
Having more rebounds than opp.	10-7
Having equal/less rebounds than opp.	1-5
Making 6 or more 3FGs	3-2
Having 15 or more assists	8-1
Score more points in paint than opp.	12-6
Scoring equal/less points in paint than opp.	0-6
Scoring more points off TOs than opp.	9-5
Scoring equal/less points off TOs than opp.	4-7
Scoring more 2nd-chance points than opp.	7-4
Scoring equal/less 2nd-chance points than opp.	6-8
Scoring more fast break points than opp.	11-6
Scoring equal/less fast break points than opp.	1-6
Wearing white uniforms	10-6
Wearing Garnet uniforms	1-2
Wearing Black uniforms	1-4
Playing on live TV/live broadcast	12-12
Playing in November	3-3
Playing in December	5-0
Playing in January	3-6
Playing in February	1-3
Playing in March	0-0
Playing a day-game	3-4
Playing a night-game	9-8
Playing on Sunday	1-1
Playing on a Monday	1-0
Playing on a Tuesday	3-3
Playing on a Wednesday	1-2
Playing on a Thursday	1-0
Playing on a Friday	2-1
Playing on a Saturday	3-5
Scoring margin is 5 points or less	3-6
Margin is between 6-10	0-1
Margin is between 11-20	3-3
Margin is more than 20	6-2
Scoring 59 points or less	0-6
Scoring 60-69 points	6-6
Scoring 70-79 points	3-0
Scoring 80-89 points	2-0
Scoring 90-99 points	1-0
Scoring 100+ points	0-0

MISCELLANEOUS

Current streak	L1
Home court streak	W2
Away streak	L6
Neutral court streak	W1

2014-15 SUPERLATIVES

(tied for team lead also included)

Scoring Leaders	'14-15	Career
Demetrius Henry	1	1
Tyrone Johnson	5	9*
Sindarius Thornwell	9	21
Laimonas Chatkevicius	2	2
Duane Notice	7	10
Mindaugas Kacinas	1	3

Rebounding Leaders	'14-15	Career
Mindaugas Kacinas	7	20
Demetrius Henry	2	4
Sindarius Thornwell	6	10
Laimonas Chatkevicius	4	10
Michael Carrera	8	35
Tyrone Johnson	1	4*
Marcus Stroman	1	1

Assists Leaders	'14-15	Career
Marcus Stroman	11	11
Sindarius Thornwell	5	22
Tyrone Johnson	7	17*
Duane Notice	6	21

Blocks Leaders	'14-15	Career
Demetrius Henry	7	18
Michael Carrera	7	27
Sindarius Thornwell	6	15
Tyrone Johnson	2	2*
Marcus Stroman	2	2
Laimonas Chatkevicius	14	30
Shamiek Sheppard	2	2
Mindaugas Kacinas	1	16
Duane Notice	1	3

Steals Leaders	'14-15	Career
Marcus Stroman	4	4
Sindarius Thornwell	9	19
Tyrone Johnson	10	10*
Mindaugas Kacinas	2	12
Justin McKie	1	2
Laimonas Chatkevicius	3	6
Duane Notice	3	7
Demetrius Henry	1	6
Michael Carrera	1	14
Shamiek Sheppard	1	1

Double-Figure Scoring	'14-15	Career
Tyrone Johnson	12	22*
Demetrius Henry	5	8
Laimonas Chatkevicius	9	16
Michael Carrera	3	20
Sindarius Thornwell	18	39
Marcus Stroman	2	2
Mindaugas Kacinas	4	14
Duane Notice	12	25
Justin McKie	1	1

20+ points	'14-15	Career
Tyrone Johnson	2	2*
Sindarius Thornwell	2	9
Duane Notice	2	3

30+ points	'14-15	Career
-	-	-

Double-Figure Rebounding	'14-15	Career
Mindaugas Kacinas	4	11
Laimonas Chatkevicius	2	3
Sindarius Thornwell	1	3
Michael Carrera	1	11

5+ assists	'14-15	Career
Marcus Stroman	7	7
Duane Notice	2	7
Tyrone Johnson	7	10*
Sindarius Thornwell	1	6

3+ steals	'14-15	Career
Marcus Stroman	1	1
Tyrone Johnson	2	2*
Sindarius Thornwell	3	7
Mindaugas Kacinas	1	1
Duane Notice	2	2

2+ blocks	'14-15	Career
Michael Carrera	4	18
Laimonas Chatkevicius	11	20
Demetrius Henry	4	10
Mindaugas Kacinas	2	12
Sindarius Thornwell	2	6

Double-Doubles	'14-15	Career
Mindaugas Kacinas	1	3
Laimonas Chatkevicius	2	2
Sindarius Thornwell	1	3

Clutch Free Throws (under 5 min/OT)

	FT-FTA	FT%
Sindarius Thornwell	12-17	.788
Mindaugas Kacinas	10-12	.833
Justin McKie	4-4	1.000
Duane Notice	7-10	.700
Michael Carrera	8-10	.800
Marcus Stroman	9-15	.600
Laimonas Chatkevicius	2-5	.400
Brian Steele	2-2	1.000
Tyrone Johnson	11-13	.846
Totals	65-88	.739

* indicates at South Carolina

Miscellaneous

Largest Halftime Lead	
SC	31, vs. NC A&T (Dec. 30, 2014)
Opp	25, Kentucky (Feb. 14, 2015)
Smallest Halftime Lead	
SC	1, vs. Iowa State (Jan. 3, 2015)
Opp	1, LSU (Jan. 28, 2015)
Fewest Points In First Half	
SC	18, vs. Kentucky (Feb. 14, 2015)
Opp	16, NC A&T (Dec. 30, 2014)
Most Points In First Half	
SC	48, vs. North Florida (Nov. 14, 2014)
Opp	43, Kentucky (Feb. 14, 2015)
Fewest Points In Second Half	
SC	19, vs. Kentucky (Jan. 24, 2015)
Opp	15, Clemson (Dec. 19, 2014)
Most Points In Second Half	
SC	52, vs. UNC Asheville (Nov. 26, 2014)
Opp	46, UNC Asheville (Nov. 26, 2014)
Most Points in Overtime	
SC	-
Opp	-
Largest Margin of Victory	
SC	37, vs. NC A&T (Dec. 30, 2014)
Opp	34, Kentucky (Feb. 14, 2015)
Smallest Margin of Victory	
SC	2, vs. Alabama (Jan. 13, 2015)
Opp	2, Charlotte (Nov. 21, 2014)

2014-15 GAME BY GAME COMPARISON

	Date	Result	FG-A	Pct	3FG-A	Pct	FT-A	Pct	O-D-Total	PF	Pts	A	TO	Blk	Stl	Min	Half
North Florida			18-53	.340	10-32	.313	10-16	.625	6-22-28	22	56	9	15	5	2	200	27
South Carolina	Nov. 14, 2014	W, 81-56	29-57	.509	4-11	.364	19-26	.731	10-32-42	15	81	19	9	3	7	200	48
RV/RV Baylor †			21-47	.447	6-18	.333	21-26	.808	8-21-29	20	69	9	11	1	6	200	30
South Carolina	Nov. 18, 2014	L, 69-65	22-54	.407	5-21	.238	16-19	.842	13-20-33	21	65	11	10	3	4	200	27
vs. Cornell &			14-52	.269	5-20	.250	12-16	.750	10-22-32	19	45	6	17	6	6	200	21
South Carolina	Nov. 20, 2014	W, 69-45	22-58	.379	8-22	.364	17-21	.810	14-30-44	15	69	16	11	5	10	200	35
vs. Charlotte &			23-53	.434	6-17	.353	13-19	.684	8-24-32	13	65	6	17	5	6	200	29
South Carolina	Nov. 21, 2014	L, 65-63	26-61	.426	3-18	.167	8-9	.889	11-26-37	21	63	13	17	7	6	200	36
vs. Akron &			21-50	.420	4-20	.200	22-27	.815	8-24-32	19	68	6	15	6	6	200	30
South Carolina	Nov. 23, 2014	L, 68-63	25-64	.391	2-10	.200	11-20	.550	21-24-45	20	63	11	17	2	8	200	25
UNC Asheville			23-63	.365	15-29	.517	14-20	.700	15-20-35	21	75	12	22	3	11	200	29
South Carolina	Nov. 26, 2014	W, 89-75	31-60	.517	8-17	.471	19-26	.731	12-27-39	15	89	21	20	10	12	200	37
@ Marshall			16-56	.286	5-26	.192	22-34	.647	18-25-43	20	59	9	19	3	6	200	20
South Carolina	Dec. 1, 2014	W, 77-59	30-63	.476	4-20	.200	13-24	.542	14-25-39	24	77	17	15	3	13	200	39
RV/RV Ok. St. %			16-65	.246	5-24	.208	12-19	.632	16-25-41	17	49	7	12	5	4	200	24
South Carolina	Dec. 6, 2014	W, 75-49	26-60	.433	6-17	.353	17-22	.776	11-38-49	19	75	14	11	8	6	200	32
Clemson			17-57	.298	4-18	.222	7-12	.583	11-20-31	20	45	7	13	5	9	200	30
South Carolina	Dec. 19, 2014	W, 68-45	23-50	.460	7-22	.318	15-20	.750	8-32-40	14	68	17	12	7	7	200	28
Coker			18-58	.310	7-21	.333	9-14	.643	14-17-31	21	52	8	19	1	8	200	23
South Carolina	Dec. 21, 2014	W, 78-52	31-64	.484	3-11	.273	13-19	.684	18-29-47	16	78	21	15	9	11	200	23
North Carolina A&T			18-55	.327	6-22	.273	12-15	.800	9-11-20	26	54	8	19	2	4	200	16
South Carolina	Dec. 30, 2014	W, 91-54	29-53	.547	5-9	.556	28-34	.824	12-29-41	17	91	20	16	7	7	200	47
vs. No. 9 Iowa State ^			20-57	.351	1-18	.056	19-33	.573	12-22-34	21	60	8	13	4	10	200	36
South Carolina	Jan. 5, 2015	W, 64-60	23-50	.460	2-10	.200	16-26	.615	11-31-42	28	64	8	20	4	8	200	35
Florida*			21-49	.429	5-19	.263	25-30	.833	14-23-37	24	72	14	17	4	7	200	31
South Carolina	Jan. 7, 2015	L, 72-68	20-49	.408	5-13	.385	23-28	.852	7-16-23	20	68	11	11	5	4	200	34
@ Ole Miss*			20-49	.408	7-14	.500	18-22	.818	9-24-33	14	65	13	10	4	5	200	33
South Carolina	Jan. 10, 2015	L, 65-49	18-49	.367	4-20	.200	9-16	.563	9-23-32	20	49	16	15	2	5	200	27
Alabama*			20-41	.488	6-17	.353	20-30	.667	4-19-23	27	66	13	14	4	4	200	25
South Carolina	Jan. 13, 2015	W, 68-66	22-53	.415	3-14	.214	21-27	.778	13-20-33	27	68	9	13	1	5	200	30
@ Auburn*			19-52	.365	7-20	.350	26-33	.788	13-23-36	20	71	8	13	4	9	200	39
South Carolina	Jan. 17, 2015	L, 71-68	26-52	.500	8-18	.444	8-15	.533	9-25-34	27	68	12	17	4	3	200	29
Tennessee*			23-40	.575	10-18	.556	10-17	.588	5-23-28	17	66	9	18	3	6	200	31
South Carolina	Jan. 20, 2015	L, 66-62	22-64	.344	4-17	.235	14-15	.933	17-17-34	17	62	13	10	4	5	200	26
Kentucky*			18-39	.462	3-9	.333	19-27	.704	3-25-28	17	58	10	8	9	8	200	34
South Carolina	Jan. 24, 2015	L, 58-43	12-53	.226	3-10	.300	16-21	.762	18-22-40	20	43	5	12	2	3	200	24
@ LSU*			22-48	.458	5-14	.357	15-19	.789	7-25-32	13	64	13	14	13	7	200	29
South Carolina	Jan. 28, 2015	L, 64-58	21-61	.344	7-19	.368	9-15	.600	19-21-40	17	58	11	15	7	6	200	28
Georgia*			11-50	.220	3-17	.176	25-32	.781	13-29-42	21	50	6	11	1	4	200	24
South Carolina	Jan. 31, 2015	W, 67-50	22-55	.400	6-19	.316	17-21	.810	7-26-33	23	67	13	8	5	7	200	33
@ Arkansas*			28-71	.394	2-13	.154	17-22	.773	15-31-46	21	75	14	9	8	7	200	35
South Carolina	Feb. 3, 2015	L, 75-55	17-61	.279	5-24	.208	16-24	.667	17-31-48	22	55	11	20	6	4	200	28
@ Vanderbilt*			19-42	.452	5-17	.294	22-29	.759	10-23-33	14	65	15	10	3	8	200	22
South Carolina	Feb. 7, 2015	L, 65-50	17-43	.395	5-19	.263	11-13	.846	4-16-20	23	50	10	12	1	4	200	26
Missouri*			22-52	.423	7-14	.500	9-12	.750	10-22-32	16	60	12	15	3	4	200	30
South Carolina	Feb. 10, 2014	W, 65-60	23-63	.365	7-25	.280	12-15	.800	18-21-39	15	65	16	10	4	10	200	30
@ Kentucky*			27-54	.500	5-14	.357	18-24	.750	15-30-45	15	77	17	13	6	2	200	43
South Carolina	Feb. 14, 2015	L, 77-43	13-55	.236	3-20	.150	14-17	.824	10-11-21	21	43	3	9	2	3	200	18

! - ESPN College Hoops Tip-Off Marathon (Columbia, S.C.) | & - Charleston Classic (Charleston, S.C.) | % - SEC/Big 12 Challenge (Columbia, S.C.) | ^ - Brooklyn Hoops Presents (Brooklyn, N.Y.)
* - indicates SEC contest

2014-15 RESULTS: OVERALL, 12-12; HOME, 9-4; AWAY, 1-6; NEUTRAL, 2-2; SEC, 3-9

DATE	OPP.	W/L	SCORE	RECORD (SEC)	POINTS	REBOUNDS	ASSISTS	BLOCKS	STEALS	ATTENDANCE
Nov. 14, 2014	N. Florida	W	81-56	1-0	Johnson/Henry (12)	Kacinas (11)	Stroman (6)	3 with 1	Stroman (2)	10,473 (paid)
Nov. 18, 2014	RV/RV Baylor !	L	69-65	1-1	Johnson (21)	Henry (8)	Thornwell (4)	3 with 1	Thornwell (2)	13,291 (paid)
Nov. 20, 2014	vs. Cornell &	W	69-45	2-1	Thornwell (14)	Kacinas (11)	Johnson (5)	Carrera/Chatkevicius (2)	Stroman (3)	2,517
Nov. 21, 2014	vs. Charlotte &	L	65-63	2-2	Thornwell (20)	Thornwell (8)	Notice (5)	Chatkevicius (3)	Thornwell (2)	2,430
Nov. 23, 2014	vs. Akron &	L	68-63	2-3	Thornwell (13)	Henry (9)	Notice/Stroman (4)	Henry/Carrera (1)	Johnson (4)	1,523
Nov. 26, 2014	UNC Asheville	W	89-75	3-3	Chatkevicius (17)	Chatkevicius (13)	Stroman/Johnson (6)	Chatkevicius/Henry (3)	Thornwell (6)	8,330 (paid)
Dec. 1, 2014	at Marshall	W	77-59	4-3	Notice (27)	Thornwell (10)	Notice (4)	Thornwell (2)	Kacinas (4)	5,013
Dec. 6, 2014	RV/RV Okla. St. %	W	75-49	5-3	Notice (20)	Kacinas (12)	Stroman (5)	Chatkevicius (3)	McKie (2)	12,007
Dec. 19, 2014	Clemson	W	68-45	6-3	Notice (19)	Thornwell (7)	Johnson (9)	Chatkevicius (3)	Chatkevicius/Johnson (2)	11,992 (paid)
Dec. 21, 2014	Coker	W	78-52	7-3	Notice (19)	Carrera (8)	Stroman (8)	Henry (3)	Johnson/Notice (3)	8,419 (paid)
Dec. 30, 2014	NCA&T	W	91-54	8-3	Kacinas (16)	Chatkevicius (9)	Stroman (7)	Chatkevicius/Thornwell (2)	Thornwell/Kacinas (2)	8,156 (paid)
Jan. 3, 2015	vs. No. 9/9 Iowa St.	W	64-60	9-3	Notice (15)	Thornwell (8)	Notice (4)	4 with 1	Notice (3)	N/A
Jan. 7, 2015	Florida*	L	72-68	9-4 (0-1)	Johnson (20)	Johnson/Kacinas (5)	Johnson/Stroman (3)	Chatkevicius (2)	Stroman (3)	12,181 (paid)
Jan. 10, 2015	at Ole Miss*	L	65-49	9-5 (0-2)	Johnson (13)	Thornwell/Carrera (6)	Notice (5)	Chatkevicius/Thornwell (1)	Thornwell (2)	6,714
Jan. 13, 2015	vs. Alabama*	W	68-66	10-5 (1-2)	Johnson (13)	Carrera/Kacinas (8)	Stroman (3)	Henry (1)	Johnson (2)	11,085 (paid)
Jan. 17, 2015	at Auburn*	L	71-68	10-6 (1-3)	Notice (16)	Chatkevicius (11)	Johnson (4)	Chatkevicius (2)	Johnson (2)	9,121
Jan. 20, 2015	Tennessee*	L	66-62	10-7 (1-4)	Thornwell (17)	Carrera (9)	Johnson (6)	Carrera (2)	Johnson/Stroman (2)	12,032 (paid)
Jan. 24, 2015	No. 1 Kentucky*	L	58-43	10-8 (1-5)	Thornwell (14)	Carrera (9)	Thornwell/Stroman (2)	Henry/Stroman (1)	Henry (2)	18,000 (paid)
Jan. 28, 2015	at LSU*	L	64-58	10-9 (1-6)	Notice (12)	Carrera (10)	Thornwell (4)	Carrera/Chatkevicius (2)	Notice (2)	9,518
Jan. 31, 2015	Georgia*	W	67-50	11-9 (2-6)	Chatkevicius (12)	Carrera (9)	Thornwell (4)	Chatkevicius (3)	Thornwell (3)	13,031 (paid)
Feb. 3, 2015	at Arkansas*	L	75-55	11-10 (2-7)	Thornwell (16)	Kacinas (10)	Stroman (6)	Chatkevicius (3)	Thornwell (2)	14,846
Feb. 7, 2015	at Vanderbilt*	L	65-50	11-11 (2-8)	Thornwell (12)	Stroman/Kacinas (4)	Stroman (5)	Chatkevicius (1)	4 with 1	9,259
Feb. 10, 2015	Missouri*	W	65-60	12-11 (3-8)	Thornwell (14)	Chatkevicius (8)	Thornwell/Johnson (6)	4 with 1	4 with 2	8,440 (paid)
Feb. 14, 2015	at No. 1 Kentucky	L	77-43	12-12 (3-9)	Thornwell (20)	Carrera/Thornwell (5)	Notice (2)	Chatkevicius/Carrera (1)	Thornwell (2)	24,305

! - ESPN College Hoops Tip-Off Marathon (Columbia, S.C.) | & - Charleston Classic (Charleston, S.C.) | % - SEC/Big 12 Challenge (Columbia, S.C.) | ^ - Brooklyn Hoops Presents (Brooklyn, N.Y.) | * - indicates SEC contest

2014-15 GAME-BY-GAME STARTING LINEUPS

OPPONENT, RESULT	GUARD	GUARD	GUARD	FORWARD	FORWARD
N. Florida, W	Notice	Johnson	Thornwell	Henry	Carrera
Baylor, L	Notice	Johnson	Thornwell	Henry	Carrera
vs. Cornell, W	Notice	Johnson	Thornwell	Henry	Carrera
vs. Charlotte, L	Notice	Johnson	Thornwell	Henry	Carrera
vs. Akron, L	Notice	Johnson	Thornwell	Henry	Carrera
Asheville, W	Notice	Johnson	Thornwell	Henry	Chatkevicius
@Marshall, W	Notice	Johnson	Thornwell	Henry	Chatkevicius
Oklahoma State, W	Notice	Johnson	Thornwell	Henry	Chatkevicius
Clemson, W	Notice	Johnson	Thornwell	Henry	Chatkevicius
Coker, W	Notice	Johnson	Thornwell	Henry	Chatkevicius
North Carolina A&T, W	Notice	Johnson	Thornwell	Henry	Chatkevicius
vs. Iowa State, W	Notice	Johnson	Thornwell	Henry	Chatkevicius
Florida, L	Notice	Johnson	Thornwell	Henry	Chatkevicius
@OleMiss, L	Notice	Johnson	Thornwell	Henry	Chatkevicius
Alabama, W	Notice	Johnson	Thornwell	Henry	Chatkevicius
@Auburn, L	Notice	Johnson	Thornwell	Henry	Chatkevicius
Tennessee, L	Notice	Johnson	Thornwell	Henry	Chatkevicius
Kentucky, L	Notice	Johnson	Thornwell	Henry	Carrera
@LSU, L	Notice	Johnson	Thornwell	Carrera	Chatkevicius
Georgia, W	Notice	Johnson	Thornwell	Carrera	Chatkevicius
@Arkansas, L	Notice	Johnson	Thornwell	Carrera	Chatkevicius
@Vandy, L	Notice	Johnson	Thornwell	Carrera	Chatkevicius
Missouri, W	Notice	Johnson	Thornwell	Henry	Carrera
@Kentucky, L	Notice	Johnson	Thornwell	Carrera	Chatkevicius

EXHIB. - SOUTH CAROLINA 92, BENEDICT 47
OCT. 26, 2014/COLONIAL LIFE ARENA

COLUMBIA, S.C. - In the first-ever meeting between South Carolina and Benedict College, the Gamecocks came away with a decisive 92-47 win in the exhibition contest at Colonial Life Arena. Senior point guard Tyrone Johnson led all scorers with 23 points and added six rebounds and six assists.

Benedict got on the scoreboard first with a jumper from forward Lafonzo Smith, but the Gamecocks stormed out to a 9-0 run ignited by the play of Johnson whose one-handed dunk started it. Three minutes later, a run-out led to Johnson lobbing the ball up to Thornwell for an emphatic alley-oop.

Just before the 13-minute mark, the Tigers closed to within six at 13-7 with a 3-pointer from guard Justin Peeples. The Gamecocks responded with six points from Notice and Johnson's first 3-pointer of the game to start an 18-4 run over the next five-plus minutes to push the lead to 37-14 with 5:17 left on the clock.

Just as Benedict was able to get its deficit down to 17, Carolina ended the half on a 16-2 run with back-to-back 3-pointers coming from Johnson and Thornwell to go with six points from junior forward Laimonas Chatkevicius. The Gamecocks took a 55-25 lead into the break after shooting 19-of-34 (55.9 percent) and holding the Tigers to only eight made field goals in the opening 20 minutes.

Carolina extended its lead to 39 nearly seven minutes into the second half after holding Benedict without a made field goal through the first seven-plus minutes of the set. The Gamecocks continued to build on their lead the rest of the way, ending the game with a 92-47 win.

Junior guard Austin Constable did not play in the exhibition contest due to a left knee injury, and sophomore guard Justin McKie did not play due to a concussion.

EXHIBITION



Official Basketball Box Score - Game Totals - Final Statistics
Benedict College vs South Carolina
10/26/14 4 p.m. ET at Columbia, S.C. (Colonial Life Arena)

Benedict College 47 • 0-0

##	Player	Total		3-Ptr		Rebounds		PF	TP	A	TO	Blk	Stl	Min
		FG	FGA	FT	FTA	Off	Def							
32	SMITH, Lafonzo	1-6	0-1	1-3	0	1	2	3	0	0	1	0	0	20
34	MANTOVANI, Roberto	2-3	0-0	1-1	2	3	3	5	0	3	0	1	1	24
10	REYNARD, Brennan	1-11	0-4	4-4	1	1	2	3	6	3	4	0	3	31
14	RANSOM, Kareem	3-9	2-5	4-4	2	2	4	3	12	1	0	0	0	27
22	CRAWFORD, Andrew	3-17	2-11	0-1	0	5	0	8	2	0	0	1	3	31
05	PEEPLS, Justin	1-5	1-5	2-2	0	2	3	5	1	2	0	0	0	13
12	ROBIN, Kel	1-5	0-1	0-0	0	0	0	2	0	0	0	0	0	9
24	COOKE, Quiron	1-3	0-2	0-0	2	1	3	2	2	0	1	0	1	11
25	JOHNSON, Deonte	0-5	0-0	2-2	1	1	2	3	2	0	0	0	0	11
30	HARRIS, Christopher	0-1	0-1	0-0	1	0	1	0	0	0	0	0	0	2
33	FITZGERALD, Seth	0-1	0-0	0-0	0	2	0	0	0	0	0	0	0	2
35	JOHNSON, Shamari	0-0	0-0	0-0	0	0	1	0	0	0	0	0	0	4
50	HOLLOWAY, Aumtrill	0-2	0-0	0-0	0	0	0	1	0	2	0	0	0	10
52	DEJOURDAN, Elan	0-1	0-0	2-2	0	0	0	1	2	0	0	0	0	5
Team				4		4								
Totals		13-69	5-30	16-19	13	18	31	22	47	7	13	1	5	200

FG % 1st Half: 8-37 21.6% 2nd half: 5-32 15.6% Game: 13-69 18.8%
3FG % 1st Half: 3-15 20.0% 2nd half: 2-15 13.3% Game: 5-30 16.7%
FT % 1st Half: 9-6 83.3% 2nd half: 11-13 84.6% Game: 10-19 84.2%

South Carolina 92 • 0-0

##	Player	Total		3-Ptr		Rebounds		PF	TP	A	TO	Blk	Stl	Min
		FG	FGA	FT	FTA	Off	Def							
21	HENRY, Demetrius	6-8	0-0	3-4	0	7	7	0	15	0	1	0	1	21
24	CARRERA, Michael	2-5	0-1	1-2	4	11	5	4	5	2	0	2	0	23
00	THORNWELL, Sindarius	5-10	2-5	2-3	0	3	4	14	1	0	3	0	2	30
04	JOHNSON, Tyrone	6-11	4-6	7-7	4	2	6	23	6	1	0	1	0	33
10	NOTICE, Duane	1-7	0-4	8-10	0	3	3	10	9	2	0	1	3	32
01	STROMAN, Marcus	2-6	0-0	1-2	1	0	1	3	5	3	7	0	0	20
14	CHATKEVICIUS, L.	5-6	0-0	0-0	2	10	12	10	1	1	1	0	1	17
15	THEUS JR., Reggie	1-3	0-1	0-0	0	2	2	1	2	1	3	0	0	16
25	KACINAS, Mindaugas	4-8	0-0	0-0	4	3	7	3	8	0	2	0	0	18
Team				1		4								
Totals		32-64	6-17	22-28	16	45	61	17	92	23	15	9	2	200

FG % 1st Half: 19-34 55.9% 2nd half: 13-30 43.3% Game: 32-64 50.0%
3FG % 1st Half: 3-8 37.5% 2nd half: 3-9 33.3% Game: 6-17 35.3%
FT % 1st Half: 14-17 82.4% 2nd half: 8-11 72.7% Game: 22-28 78.6%

Officials: Bruce Benedict, Brent Hampton, Will Howard
Technical fouls: Benedict College-None. South Carolina-None.
Attendance: 10011
Exhibition game

Score by periods	1st	2nd	Total
Benedict College	24	23	47
South Carolina	55	37	92

Last FG - SC 2nd-03:07. SC 2nd-02:09.
Largest lead - BC by 2 1st-19:38. SC by 47 2nd-01:56.
BC led for 00:16. SC led for 38:17. Game was tied for 01:27.

GAME #1 - SOUTH CAROLINA 81, N. FLORIDA 56
NOV. 14, 2014/COLONIAL LIFE ARENA

COLUMBIA, S.C. - The South Carolina men's basketball team (1-0) opened the 2014-15 season Friday night with a matchup with the North Florida Ospreys (0-1). Of the 11 players who saw time in the game, six would score eight points or more to spark an 81-56 win. Demetrius Henry and Tyrone Johnson led the team with 12 points apiece and Mindaugas Kacinas went for nine points and 11 rebounds.

Henry's second dunk in the opening two minutes of the contest gave the Gamecocks an early 8-6 lead over the Ospreys. That dunk would spark a run that would give the team a lead for good, as the score would balloon to 22-8 over the next six minutes. The team would not trail in the game. Henry scored six of Carolina's first 14 points with his third dunk of the half at the 15-minute mark and the Gamecocks extended their lead to 12 points at the under-12 minute media timeout at 25-13.

The Gamecocks pushed their lead to twenty at 36-16 with just over five minutes remaining in the opening half on a dunk from junior forward Laimonas Chatkevicius. That would be the exclamation point on what would be a 13-0 run that spanned from 9:39 to 4:07 in the half.

Beau Beech would break the Osprey's scoreless stretch, but by then it would be too late. Carolina held a 48-27 upperhand at the half after hitting 53.1 percent (17-32) from the floor in the opening 20 minutes. Balanced scoring in the first half propelled the Gamecocks, as six different Carolina players scored at least six points in the half, led by Henry's eight.

The play down low would be the difference in the first half, setting a tone that would prevail for the entire game. In the first 20 minutes the Gamecocks held a 26-10 advantage in points in the paint with a 21-11 rebounding margin.

Carolina continued its strong offensive performance early in the second half, as both Henry and Johnson reached double-figures before the first media timeout. Battling foul trouble, the Ospreys struggled offensively, hitting just three of their first nine shots of the second half, trailing the Gamecocks 57-34 at the 15-minute mark. The lead would grow as large as 29 points in the convincing win.

As a team, South Carolina made better than half of its shots (29-57) and won the battle of the boards 42-28 with ten offensive rebounds. The bench would be featured often in the game, with the six reserves pitching in a combined 35 points. In his first collegiate game, freshman guard Marcus Stroman played like a veteran with a line of six points, six assists, two steals and no turnovers. As a team, South Carolina committed just nine turnovers (two in the first half) while forcing its opponent into 15.

GAME #1



Official Basketball Box Score - Game Totals - Final Statistics
UNF vs South Carolina
11/14/14 7 p.m. ET at Columbia, S.C. (Colonial Life Arena)

UNF 56 • 0-1

##	Player	Total		3-Ptr		Rebounds		PF	TP	A	TO	Blk	Stl	Min
		FG	FGA	FT	FTA	Off	Def							
33	BANKS, Romelo	0-6	0-0	4-7	0	0	0	2	4	0	1	2	0	26
34	DAVENPORT, Chris	3-4	0-1	0-0	0	5	5	6	1	1	1	0	23	
00	NESSBIT, Jalen	2-5	2-4	2-3	1	5	6	1	8	2	4	0	32	
02	BEECH, Beau	3-7	3-7	0-0	0	2	5	9	0	2	0	0	32	
14	MOORE, Dallas	9-13	3-5	4-4	0	4	1	21	1	4	0	0	31	
04	WILSON, Devin	0-1	0-0	0-0	0	1	0	0	1	0	0	0	5	
11	MALONEY, Trent	1-7	1-7	0-0	0	1	3	3	0	0	0	0	22	
12	BODAGEY, Aaron	1-7	1-7	0-0	0	1	1	0	3	1	1	0	20	
32	DANIELS, Demarcus	1-3	0-1	0-2	1	1	2	5	2	0	2	0	18	
Team				4		2								
Totals		18-53	10-32	10-16	6	22	28	22	56	9	15	5	2	200

South Carolina 81 • 1-0

##	Player	Total		3-Ptr		Rebounds		PF	TP	A	TO	Blk	Stl	Min
		FG	FGA	FT	FTA	Off	Def							
21	HENRY, Demetrius	6-9	0-0	0-0	0	2	2	5	12	0	2	1	0	20
24	CARRERA, Michael	2-4	0-0	4-6	2	1	3	1	8	2	1	1	1	17
00	THORNWELL, Sindarius	3-7	0-1	0-0	3	1	4	0	6	2	1	1	2	20
04	JOHNSON, Tyrone	5-7	0-0	2-3	0	5	0	12	4	0	0	0	1	28
10	NOTICE, Duane	2-5	1-1	3-4	0	4	1	8	5	1	0	1	21	
01	STROMAN, Marcus	3-7	0-1	0-0	0	3	1	6	6	0	0	2	25	
14	CHATKEVICIUS, L.	4-6	0-0	3-4	1	3	4	11	0	2	0	0	17	
15	THEUS JR., Reggie	0-0	0-0	0-0	0	0	0	0	0	0	1	0	1	4
20	MCKIE, Justin	0-3	0-2	3-4	0	0	0	2	3	0	0	0	8	
25	KACINAS, Mindaugas	2-5	1-2	4-5	2	9	11	4	9	0	1	0	25	
35	STEELE, Brian	2-4	2-0	0-0	0	2	2	0	6	0	0	0	15	
Team				2		4								
Totals		29-57	4-11	19-26	10	32	42	15	81	19	9	3	7	200

FG % 1st Half: 17-32 53.1% 2nd half: 12-25 48.0% Game: 29-57 50.9%
3FG % 1st Half: 2-3 66.7% 2nd half: 2-8 25.0% Game: 4-11 36.4%
FT % 1st Half: 12-15 80.0% 2nd half: 7-11 63.6% Game: 19-26 73.1%

Officials: James Barker, Glenn Tuitt, Will Howard
Technical fouls: UNF-None. South Carolina-None.
Attendance: 10473
2014-15 Season Opener

Score by periods	1st	2nd	Total
UNF	27	29	56
South Carolina	48	33	81

Last FG - BU 2nd-00:18. SC 2nd-00:42.
Largest lead - UNF None. SC by 29 2nd-09:24.
UNF led for 00:00. SC led for 38:53. Game was tied for 01:07.

GAME #2 - BAYLOR 69, SOUTH CAROLINA 65
NOV. 18, 2014/COLONIAL LIFE ARENA

COLUMBIA, S.C. - The South Carolina men's basketball team hosted Baylor Tuesday afternoon as part of the ESPN College Hoops Tip-Off Marathon. The noon start wouldn't face either side, as the physical matchup was closely contested throughout. The Bears (2-0) were able to keep Carolina (1-1) at arm's length for much of the game, and were able to seal the game with a pair of free throws late in a 69-65 win.

Senior guard Tyrone Johnson scored a career-high 21 points to lead the Gamecocks in a game that featured six ties and six lead changes. Both teams were cold in first half, with Carolina shooting 32 percent and Baylor 38. It was even colder from deep, with the two sides combining to hit just three of 20 3-point attempts. The charity stripe would be the most forgiving area, with Baylor hitting 11-of-12 and Carolina making 9-of-10.

Baylor controlled the game early, but a 7-0 run from 9:23 to 7:15 of first half gave the Gamecocks an 18-16 lead. As was the case all day long, when one side seemed to gain momentum it would be quickly snatched away, and the Bears would use a quick 6-0 run in the final two minutes of the half to take a 30-27 lead. Johnathan Motley jumper that fell just before the buzzer capped the run, the forward would lead all scorers in the half with 13.

The Gamecocks went for much of the opening frame without starters Duane Notice (four minutes) and Demetrius Henry (seven), who were plagued by early foul trouble. In the final 20 minutes, the Gamecocks were unable to cut deep enough into the Baylor lead, taking a brief 36-35 lead with 16:55 to play before a 12-4 run from the visitors put them ahead for good. With Motley picking up his fourth foul with 13:19 to play, Baylor's senior guard Kenny Chery made up for the scoring slack by scoring 18 of his 20 points in the second half.

In the final 20 minutes, the Gamecocks were unable to cut deep enough into the Baylor lead, taking a brief 36-35 lead with 16:55 to play before a 12-4 run from the visitors put them ahead for good. With Motley picking up his fourth foul with 13:19 to play, Baylor's senior guard Kenny Chery made up for the scoring slack by scoring 18 of his 20 points in the second half.

The combo of Johnson and Sindarius Thornwell would counter the Baylor duo all game long, though, with Johnson's 21 and Thornwell's 16 leading the offense. After scoring 42 points as a group in the season opener against North Florida, the Carolina bench scored just 14 on Tuesday, with 10 coming from another strong performance by freshman Marcus Stroman. The point guard scored 10 points with five rebounds and three assists in 27 minutes of action.

The Bears converted a turnover into a basket with 4:43 to play in the game that completed a 7-0 run to give them their biggest lead of the game at 64-54. The Gamecocks responded with a 7-0 run of their own over the next two minutes to make it 64-61 thanks to a fast-break layup from Thornwell and three straight points from Stroman to put a bow on the run.

A dunk from Michael Carrera with 32 seconds to go cut it to a one-possession game, 66-63, but after Baylor hit the front end of a pair of free throws the Gamecocks missed a 3 in Prince and took up too much time committing a foul. Despite Taurean Prince missing both free throws on the other end, the home side was left with less than three seconds following a layup by Johnson to make it 67-65.

After a Gamecock foul on the inbound pass, Chery hit both attempts at the line to take away the chance at a buzzer-beater.

GAME #2



Official Basketball Box Score - Game Totals - Final Statistics
Baylor vs South Carolina
11/18/14 12 p.m. ET at Columbia, S.C. (Colonial Life Arena)

Baylor 69 • 2-0

##	Player	Total		3-Ptr		Rebounds		PF	TP	A	TO	Blk	Stl	Min
		FG	FGA	FT	FTA	Off	Def							

GAME #3 - SOUTH CAROLINA 69, CORNELL 45
NOV. 20, 2014/TD ARENA/CHARLESTON CLASSIC

CHARLESTON, S.C. - An opportunistic defense would drive the South Carolina men's basketball team to a win over Cornell on the opening night of the Charleston Classic, held at TD Arena. The Gamecocks (2-1) forced 17 turnovers en route to a 69-45 win, holding the Big Red (2-2) to 27 percent shooting from the field.

Sindarius Thornwell led the team with 14 points despite playing just six minutes of the second half. Mindaugas Kacinas pulled down 11 rebounds to go with 10 points for the team's first double-double of the season and his partner on the post Laimonas Chatkevicius added eight points and seven boards off the bench. Every player on the active roster saw time on the floor, with ten scoring at least two points.

After an even start to the game, Carolina went on a 13-0 run from the 15:20 mark until just under ten minute remaining to open up a 22-11 lead. Five different players contributed to the game-changing run. Thornwell led the early charge, scoring 10 of the team's first 12 points before ending the half with 13.

Bench play would be the difference maker in the first 20 minutes, as the Gamecock reserves outscored their Cornell counterparts 15-0. Kacinas and Chatkevicius combined for 10 points and 14 rebounds, and Marcus Stroman pitched in five points and three steals.

Though it would shoot just 36 percent as a team, Carolina carried a 35-21 lead into the break after forcing 13 turnovers and limiting the Big Red to a tiny 30 percent on 7-of-23 shooting. The Gamecocks had averaged just 13 turnovers forced per game in its first two contests of the 2014-15 season coming into Thursday night.

The second half would be no different, as the lead would dip to 13 with 18:49 to play, but a 13-1 run from then until the 13:19 mark set the team back on the right path. The lead would grow to as large as 28 points. The key in the final 20 minutes would be rebounding, as the Gamecocks enjoyed a 23-15 advantage over a Cornell side that shot just 24 percent in the period.

GAME #4 - CHARLOTTE 65, SOUTH CAROLINA 63
NOV. 21, 2014/TD ARENA/CHARLESTON CLASSIC

CHARLESTON, S.C. - A potential game-winning three pointer from Sindarius Thornwell caromed just off as Charlotte (3-0) earned a 65-63 win over South Carolina (2-2) Friday night in the semifinals of the Charleston Classic. Hot shooting from the 49ers early in the second half erased a seven-point Gamecock lead at the half.

With just over a minute to play in a 63-all game, Thornwell blocked a 3 to start a fastbreak with Marcus Stroman. Thornwell would take a contested floater in transition and missed, and the follow from Duane Notice would be slapped off the backboard. Charlotte would make a pair of free throws on the ensuing possession to provide the game's final points, but Carolina still had chances late.

Inbounding from half court with 14 seconds to play and trailing by just two, Carolina was called for a five-second violation. Before Charlotte could inbound a foul put them at the line for a chance to seal it, but both attempts would be missed. On the second miss, a scramble for the ball would be called in favor of the 49ers, but after review the Gamecocks would get one last chance. Thornwell's attempt for a 3 hit the rim, but did not connect.

The first half was dominated by Carolina after it used an 11-2 run from the 16:28 mark to 13:11 going from down 6-4 to up 15-8. The Gamecocks would make six-straight field goals early in that stretch and 10-of-15 total in the first 10 minutes of action.

The 49ers returned that favor to start the second half, hitting 7-of-9 shots in the first six minutes to erase Carolina's 36-29 halftime lead while the Gamecocks would shoot just 37 percent in the final 20 minutes. The biggest disparity with the second-half shooting was the 49ers making 4-of-5 3s, while Carolina hit just twice on nine attempts.

A 10-0 run from 12:41 to 9:09 in the second half gave Charlotte its largest lead of the game, a 55-48 advantage. Mindaugas Kacinas made sure the momentum would not swing all the way to the visitors, scoring seven-straight points on his own to put Carolina up 57-55 and force a timeout. The 49ers were able to hold on for the late win despite not making a field goal for the final three minutes of action.

Thornwell would lead all scorers in the game with 20 points, 18 of which came in the first half. Michael Carrera and Kacinas joined him in double figures, with 11 apiece.

GAME #5 - AKRON 68, SOUTH CAROLINA 63
NOV. 23, 2014/TD ARENA/CHARLESTON CLASSIC

CHARLESTON, S.C. - The Gamecocks (2-3) wrapped up play at the Charleston Classic Sunday evening, dropping a 68-63 contest to Akron (3-1). Shooting slumps bookending the game would be the difference as the Carolina offense lost its third game of the season by five points or less.

The offense struggled to find its rhythm in the first half. After a jumper from Sindarius Thornwell in the team's first possession of the game, the Gamecocks missed their next eight shots and was 1-of-12 while the Zips went ahead 10-4. While the team's shooting luck would improve, it would shoot just 29 percent from the floor in the first half.

Akron was never able to put up a big lead during the Carolina cold streak thanks to solid rebounding and a strong defensive effort. After a layup at the 6:19 mark to put the Zips ahead 21-18, they would hit just 1-of-9 attempts until the halftime horn. Free throws would carry them to the break, as they made seven in the final four minutes.

Coming in averaging 12 offensive rebounds per game, the Gamecocks had 15 in the first half alone to allow them to attempt 11 more shots. Thornwell had four offensive boards on his own, as did Mindaugas Kacinas. Marcus Stroman led the offense with six points in 15 minutes off the bench.

The Zips came out of the locker room on a hot streak offensively, hitting six of their first seven shots to build their biggest lead of the night at the 16-minute mark, 44-32. A quick 7-0 run from the Gamecocks cut into that margin and forced a timeout, with layups from Kacinas and Chatkevicius that sandwiched a 3-pointer from Duane Notice.

After avoiding a big deficit, the Gamecocks chased the Zips over the next six minutes of the game with the lead fluctuating from eight down to one before a Chakevicius free throw with 6:55 to play brought about the game's first tie since it was 2-2.

The Carolina offense went into a four-minute scoreless stretch soon after the tie that allowed Akron to build up a 63-58 lead before a Thornwell jumper with 34 seconds left. Turnovers on four straight possessions in that stretch for South Carolina would be the key.

After Thornwell's jumper made it 63-60, the Zips hit 5-of-6 free throws to maintain a two-possession lead and outlast the final comeback.

Thornwell led the team with 13 points and was joined in double figures by Chatkevicius (11) and Duane Notice (12). The team pulled down a season-high 21 offensive rebounds, leading to 14 more shots than Akron and 17 second-chance points.

GAME #3

Official Basketball Box Score -- Game Totals -- Final Statistics
Cornell vs S. Carolina
11/20/14 8:25 p.m. at Charleston, S.C. (TD Arena)

Cornell 45 • 2-2

#	Player	Total		3-Ptr		Rebounds		PF	TP	A	T	Blk	Stl	Min	
		FG	FGA	FG	FGA	FT	FTA								Off
00	Onuorah, David	1	1	0	0	3	1	4	3	2	0	1	2	0	17
32	Miller, Shonn	1	2	0	2	5	0	3	5	9	0	1	1	0	29
05	Hatter, Robert	1	2	0	0	0	2	2	1	4	0	2	0	1	19
13	Cherry, Devin	1	3	1	1	0	5	5	2	8	2	7	0	2	30
23	Cancer, Galal	1	2	1	4	5	6	1	2	3	10	1	2	0	28
01	Smith, Darryl	0	0	0	0	2	2	0	0	2	0	0	0	1	10
04	LaMore, Dave	0	0	0	2	1	1	2	1	0	0	2	0	2	16
11	Fleming, Desmond	0	0	0	0	0	0	0	0	0	0	0	0	0	5
12	Aldor-Rad'lof, Jordan	0	1	0	0	0	1	1	1	0	0	0	0	0	6
15	Bunce, Braxton	0	0	0	0	1	0	1	0	0	0	0	0	0	6
20	Bathurst, Wil	0	3	0	2	1	0	1	1	1	1	2	1	0	10
22	Mischler, Robert	0	0	0	0	0	0	0	0	1	0	0	0	0	3
25	Fallas, Jolo	4	4	3	0	0	1	2	1	11	0	2	0	1	14
35	Tomic, Ned	0	1	0	0	0	1	1	1	0	0	0	0	0	5
50	Giddens, Deion	0	0	0	0	1	0	1	0	0	0	0	0	0	2
Team		14-52		5-20		12-16		10		22		32		19	
Totals		14-52		5-20		12-16		10		22		32		19	

FG % 1st Half: 7-23 30.4% 2nd Half: 7-29 24.1% Game: 14-52 26.9%
 3FG % 1st Half: 2-9 22.2% 2nd Half: 3-11 27.3% Game: 5-20 25.0%
 FT % 1st Half: 5-7 71.4% 2nd Half: 7-9 77.8% Game: 12-16 75.0%

S. Carolina 69 • 2-1

#	Player	Total		3-Ptr		Rebounds		PF	TP	A	T	Blk	Stl	Min	
		FG	FGA	FG	FGA	FT	FTA								Off
24	CARRERA, Michael	1	2	1	1	0	0	4	4	2	5	0	2	2	0
21	HENRY, Demetrius	1	3	0	0	0	1	0	3	2	0	1	0	0	13
00	THORNWELL, Sindarius	5	11	3	8	1	2	2	4	14	0	0	0	1	23
04	JOHNSON, Tyrone	2	7	1	3	2	0	3	3	7	5	2	1	2	25
10	NOTICE, Duane	1	4	0	1	4	5	1	1	6	4	1	0	0	23
01	STROMAN, Marcus	1	6	0	1	4	0	1	3	6	3	2	0	3	25
14	CHATKEVICIUS, L.	4	7	0	0	1	6	7	0	8	1	1	2	0	20
15	THEUS JR., Reggie	0	0	0	0	0	0	0	0	0	0	0	0	1	4
20	MCKIE, Justin	2	2	2	2	1	2	3	1	8	0	0	0	0	8
25	KACINAS, Mindaugas	3	8	0	2	4	7	4	11	10	1	0	2	26	
35	STEELE, Brian	1	7	1	4	0	0	3	3	1	3	2	1	0	16
Team		22-58		8-22		17-21		14		30		44		15	
Totals		22-58		8-22		17-21		14		30		44		15	

FG % 1st Half: 12-33 36.4% 2nd Half: 10-25 40.0% Game: 22-58 37.9%
 3FG % 1st Half: 3-11 27.3% 2nd Half: 5-11 45.5% Game: 8-22 36.4%
 FT % 1st Half: 8-10 80.0% 2nd Half: 9-11 81.8% Game: 17-21 81.0%

Score by periods	1st	2nd	Total
Cornell	21	24	45
S. Carolina	35	34	69

Last FG - COR 2nd-03:38, SC 2nd-01:36.
 Largest lead - COR by 3 1st-19:23, SC by 28 2nd-10:32.
 COR led for 03:17, SC led for 35:06. Game was tied for 00:58.

GAME #4

Official Basketball Box Score -- Game Totals -- Final Statistics
Charlotte vs S. Carolina
11/21/14 7 p.m. at Charleston, S.C. (TD Arena)

Charlotte 65 • 3-0

#	Player	Total		3-Ptr		Rebounds		PF	TP	A	T	Blk	Stl	Min	
		FG	FGA	FG	FGA	FT	FTA								Off
21	CLAYTON, Willie	1	5	0	0	1	1	4	1	5	2	11	0	2	27
12	THORNE JR., Mike	4	8	0	0	2	5	0	4	4	2	10	0	2	34
01	OGBUZZE, Braxton	4	9	3	5	3	4	1	1	2	2	14	2	2	30
14	WILLIAMS, Terrence	3	5	1	2	0	0	7	7	3	7	1	1	0	26
15	HENRY, Pierria	3	9	0	2	6	7	7	2	12	2	8	1	3	36
02	DORN, Torin	1	2	0	1	0	1	0	1	0	2	1	0	0	18
05	WOODS, Keyshawn	2	4	1	1	1	1	0	1	0	6	0	0	1	13
11	BENKOVIC, Ivan	1	5	1	4	0	0	0	0	1	3	0	0	0	12
20	BLAKLEY, Cameron	0	2	0	0	0	1	1	1	0	0	1	0	0	4
Team		23-53		6-17		13-19		8		24		32		13	
Totals		23-53		6-17		13-19		8		24		32		13	

FG % 1st Half: 10-28 35.7% 2nd Half: 13-25 52.0% Game: 23-53 43.4%
 3FG % 1st Half: 2-11 18.2% 2nd Half: 4-6 66.7% Game: 6-17 35.3%
 FT % 1st Half: 7-9 77.8% 2nd Half: 6-10 60.0% Game: 13-19 68.4%

S. Carolina 63 • 2-2

#	Player	Total		3-Ptr		Rebounds		PF	TP	A	T	Blk	Stl	Min	
		FG	FGA	FG	FGA	FT	FTA								Off
24	CARRERA, Michael	1	5	1	2	0	0	2	2	11	0	1	2	0	
21	HENRY, Demetrius	2	2	0	0	0	0	1	1	4	0	1	0	0	
00	THORNWELL, Sindarius	8	24	1	10	3	4	1	7	8	20	1	1	2	
04	JOHNSON, Tyrone	0	4	0	0	0	0	0	0	2	0	1	1	0	
10	NOTICE, Duane	3	10	1	4	2	2	1	3	1	9	5	1	0	
01	STROMAN, Marcus	1	2	0	0	2	2	0	3	3	4	4	1	0	
14	CHATKEVICIUS, L.	2	4	0	0	1	6	7	1	4	1	2	3	0	
15	THEUS JR., Reggie	0	0	0	0	0	0	0	0	0	0	0	0	0	
20	MCKIE, Justin	0	1	0	1	0	0	0	0	1	0	0	0	3	
25	KACINAS, Mindaugas	5	5	0	0	1	5	6	4	11	0	1	1	23	
35	STEELE, Brian	0	1	0	0	0	2	1	0	0	1	0	1	0	
Team		26-61		3-18		8-9		11		26		37		21	
Totals		26-61		3-18		8-9		11		26		37		21	

FG % 1st Half: 15-31 48.4% 2nd Half: 11-30 36.7% Game: 26-61 42.6%
 3FG % 1st Half: 1-8 12.5% 2nd Half: 2-10 20.0% Game: 3-18 16.7%
 FT % 1st Half: 5-6 83.3% 2nd Half: 3-3 100.0% Game: 8-9 88.9%

Score by periods	1st	2nd	Total
Charlotte	29	36	65
S. Carolina	36	27	63

Last FG - CHA 2nd-03:04, SC 2nd-01:53.
 Largest lead - CHA by 7 2nd-09:47, SC by 14 1st-07:15.
 CHA led for 10:25, SC led for 22:08. Game was tied for 07:26.

GAME #5

Official Basketball Box Score -- Game Totals -- Final Statistics
Akron vs S. Carolina
11/23/14 6:30 pm at TD Bank Arena / Charleston, S.C.

Akron 68 • 3-1

GAME #6 - SOUTH CAROLINA 89, UNC ASHEVILLE 75
NOV. 26, 2014/COLONIAL LIFE ARENA

COLUMBIA, S.C. - The South Carolina men's basketball team shook off a brief two-game losing streak Wednesday night, winning a shootout with UNC Asheville 89-75. After falling behind early, the Gamecocks (3-3) went on a big run to claim the lead and out-gun the Bulldogs (2-3) behind five different players scoring in double figures. Laimonas Chatkevicius led the way with 17 points and 13 rebounds after being inserted as a starter for the first time this season.

Asheville jumped out to an early 12-6 lead on a 3 from guard Andrew Rowsey, but the Gamecocks answered with a 21-2 run over the next six minutes to hold a 27-14 lead after a lay-up and make at the foul line from rookie guard Marcus Stroman. The Gamecocks would hit 8-of-11 attempts from the floor during the stretch, including a pair of 3s from sophomore guard Justin McKie and Chatkevicius, and two lay-ups from sophomore guard Sindarius Thornwell.

Asheville would battle back, answering the Carolina run with an 8-0 run of its own on a pair of 3s from Rowsey and Kevin Vannatta and a make underneath from Sam Hughes. Sophomore guard Duane Notice would hit the third Carolina 3 of the half to halt the Bulldog run and put the score at 30-22 Gamecocks with seven minutes remaining in the opening half.

The Bulldogs continued to chip away at the Carolina lead, pulling within five at 34-29 on Rowsey's 16th point of the half with just under a minute remaining. Senior guard Tyrone Johnson responded after a Gamecock timeout, however, hitting a 3 with 30 seconds remaining to give Carolina a 37-29 advantage at the break.

South Carolina shot well in the opening 20 minutes of play, hitting 48.4 percent (15-31), compared to 28.6 percent (10-35) for the Bulldogs.

Sophomore forward Demetrius Henry gave Carolina a 10-point lead at 46-36 early in the second half with a pair of free throws after a Bulldog foul. Rowsey connected for another 3, but the Gamecocks maintained their lead with a 3 from Notice and a lay-in and make and the foul line from Johnson, putting the score at 53-41 Carolina with 13:06 to play.

Rowsey collected his fourth foul of the game with 12:29 remaining in the game, forcing him to the bench. A dunk from Notice and a tip-in from Henry pushed the Carolina lead to 11, but Asheville closed the gap to within eight on a 3 from David Robertson with just under 10 minutes to play. The Bulldogs caught a timeout trailing 57-49.

Chatkevicius collected his first-career double-double moments later, hitting his second 3 of the night following a tip-in, pushing Carolina's lead back to 12 with 7:45 to play.

A coast-to-coast jumper in the lane from Stroman saw the Gamecock lead grow to 18 points at 70-52 with just over six minutes to play. After an Asheville turnover, and one from Carolina on the opposite end, Thornwell after the Gamecocks a 20-point advantage on a steal and two-handed dunk from the baseline.

The Bulldogs would heat up from deep in the waning minutes to cut the lead as low as 10, 85-75 with 51 seconds to play, but the Gamecocks would not let them get any closer.

Both teams were exceptional from 3-point range as Carolina made 8-of-17 and Asheville lived off the deep ball with a 15-of-29 day. Rowsey would score 30 of the team's 73 points, becoming the first 30-point scorer allowed by the Gamecocks this season. On two-point field goals alone in the game, the visitors made just 8-of-34 attempts and allowed the Gamecocks to own the paint by a 38-16 margin.

GAME #7 - SOUTH CAROLINA 77, MARSHALL 59
DEC. 1, 2014/CAM HENDERSON CENTER

HUNTINGTON, W.Va. - In its first true road test of the season, the South Carolina men's basketball team (4-3) passed the test on both ends of the floor in a 77-59 win over Marshall (3-4). Bolstered by a career-high 27 points from Duane Notice and a 41-20 advantage in points in the paint, the team led for nearly the entire game.

The Carolina defense hounded the Herd in the first half, limiting the home side to just seven percent from long range (1-of-14). Marshall wouldn't fare much better from inside as it hit just 5-of-29 attempts overall in the first 20 minutes. The Gamecocks would counter with a two-man attack offensively to carry the team early on.

Notice scored the team's first seven points of the game on a wide array of shots, from a pair of free throws to open the scoring to a layup that capped his one-man run and gave the team an early 7-3 lead. His efforts were the impetus for a 13-0 run that helped the Gamecocks seize a 15-3 lead. Laimonas Chatkevicius joined in on the offense to help the team extend that lead, each scoring 13 points as Carolina ran out to a 39-20 halftime lead.

The defensive intensity would not stay in the locker room after the break, with nine more turnovers forced. The Herd would shoot a respectable 40 percent in the final half, but still lacked the interior defense to slow down Carolina and relied on the charity stripe to score a third of its 39 second-half points. Despite a 1-of-9 second half from three, the Gamecocks scored on 13-of-20 two-point field goals in 20 minutes.

The closest Marshall would come in the second half was 16 points. When it managed to even get that close, an 8-0 run coming off a trio of Marshall turnovers gave Carolina a 61-37 lead with ten minutes left to play in the game, its largest of the day.

Along with Notice and Chatkevicius, who finished with 15 points on 7-of-9 shooting, Justin McKie and Sindarius Thornwell also scored in double figures. After setting or matching his career high in two of the last three games, McKie set an even higher mark with 12 points on 5-of-8 shooting. Thornwell combined his ten points with a team-high ten rebounds for his third career double-double.

On the defensive side, the Gamecocks forced 19 turnovers and held Marshall to 28 percent overall and 19 percent from three. The 20 first-half points allowed by Carolina were the least so far this season.

GAME #8 - SOUTH CAROLINA 75, OKLAHOMA ST. 49
DEC. 6, 2014/COLONIAL LIFE ARENA

COLUMBIA, S.C. - The South Carolina men's basketball team hosted Baylor Tuesday afternoon as part of the ESPN College Hoops Tip-Off Marathon. The noon start wouldn't face either side, as the physical matchup was closely contested throughout. The Bears (2-0) were able to keep Carolina (1-1) at arm's length for much of the game, and were able to seal the game with a pair of free throws late in a 69-65 win.

Senior guard Tyrone Johnson scored a career-high 21 points to lead the Gamecocks in a game that featured six ties and six lead changes.

Both teams were cold in first half, with Carolina shooting 32 percent and Baylor 38. It was even colder from deep, with the two sides combining to hit just three of 20 3-point attempts. The charity stripe would be the most forgiving area, with Baylor hitting 11-of-12 and Carolina making 9-of-10.

Baylor controlled the game early, but a 7-0 run from 9:23 to 7:15 of first half gave the Gamecocks an 18-16 lead. As was the case all day long, when one side seemed to gain momentum it would be quickly snatched away, and the Bears would use a quick 6-0 run in the final two minutes of the half to take a 30-27 lead. A Johnathan Motley jumper that fell just before the buzzer capped the run, the forward would lead all scorers in the half with 13.

The Gamecocks went for much of the opening frame without starters Duane Notice (four minutes) and Demetrius Henry (seven), who were plagued by early foul trouble.

In the final 20 minutes, the Gamecocks were unable to cut deep enough into the Baylor lead, taking a brief 36-35 lead with 16:55 to play before a 12-4 run from the visitors put them ahead for good. With Motley picking up his fourth foul with 13:19 to play, Baylor's senior guard Kenny Chery made up for the scoring slack by scoring 18 of his 20 points in the second half.

The combo of Johnson and Sindarius Thornwell would counter the Baylor duo all game long, though, with Johnson's 21 and Thornwell's 16 leading the offense. After scoring 42 points as a group in the season opener against North Florida, the Carolina bench scored just 14 on Tuesday, with 10 coming from another strong performance by freshman Marcus Stroman. The point guard scored 10 points with five rebounds and three assists in 27 minutes of action.

The Bears converted a turnover into a basket with 4:43 to play in the game that completed a 7-0 run to give them their biggest lead of the game at 64-54. The Gamecocks responded with a 7-0 run of their own over the next two minutes to make it 64-61 thanks to a fast-break layup from Thornwell and three straight points from Stroman to put a bow on the run.

A dunk from Michael Carrera with 32 seconds to go cut it to a one-possession game, 66-63, but after Baylor hit the front end of a pair of free throws the Gamecocks missed a 3 in transition and took up too much time committing a foul. Despite Taurean Prince missing both free throws on the other end, the home side was left with less than three seconds following a layup by Johnson to make it 67-65.

After a Gamecock foul on the inbound pass, Chery hit both attempts at the line to take away the chance at a buzzer-beater.

GAME 6



Official Basketball Box Score - Game Totals - Final Statistics
UNC Asheville vs South Carolina
 11/26/14 8 p.m. ET at Columbia, S.C. (Colonial Life Arena)

UNC Asheville 75 • 2-3

#	Player	Total		3-Ptr		Rebounds		PF	TP	A	TO	Bk	Stl	Min	
		FG	FGA	FG	FGA	FT	FTA								Off
04	UBARU, Kem	2-11	2-2	3-4	6	4	10	1	9	1	5	0	1	17	
21	ZILLI, Giacomo	0-3	0-0	0-0	2	1	3	2	0	1	0	1	0	12	
13	ROBERTSON, David	5-10	5-9	0-0	0	1	1	4	15	3	3	0	2	34	
15	ROWSEY, Andrew	6-12	4-5	0	1	1	4	30	2	2	0	4	31		
22	LITTLEJOHN, Corey	1-7	1-3	2-4	0	3	3	3	5	0	6	0	2	30	
02	WNUK, Alec	0-0	0-0	0-0	0	0	0	0	0	0	0	0	0	1	
03	WILMOTH, Ethan	0-0	0-0	0-0	0	0	0	0	0	0	0	0	0	1	
10	VANNATTA, Kevin	2-6	1-3	1-1	1	3	4	1	6	3	2	0	1	22	
11	NEELY, Marcus	0-0	0-0	0-0	0	0	0	0	0	0	0	0	0	1	
12	MILLER, Rakewon	0-0	0-0	0-0	0	0	0	0	0	0	0	0	0	1	
20	PAL, Chudier	0-0	0-0	0-0	1	0	1	0	0	1	0	0	0	3	
25	CASPER, Jacob	0-0	0-0	0-0	0	0	0	0	0	0	0	0	0	1	
31	HUGHES, Sam	1-3	0-0	2-4	0	2	3	4	1	0	0	1	0	24	
34	ROBERTS, Jaleel	2-5	0-0	2-2	3	2	5	2	6	0	2	2	0	22	
Team				2-3		2-5		2-6		0-2		2-2		0-22	
Totals		23-63		15-29		14-20		15		20		21		75 12 22 3 11 200	

FG % 1st Half: 10-35 28.6% 2nd Half: 13-28 46.4% Game: 23-63 36.5%
 3FG % 1st Half: 6-14 42.9% 2nd Half: 9-15 60.0% Game: 15-29 51.7%
 FT % 1st Half: 3-6 50.0% 2nd Half: 11-14 78.6% Game: 14-20 70.0%

South Carolina 89 • 3-3

#	Player	Total		3-Ptr		Rebounds		PF	TP	A	TO	Bk	Stl	Min	
		FG	FGA	FG	FGA	FT	FTA								Off
14	CHATKEVICIUS, L.	5-11	2-2	5-6	7	6	13	3	17	3	4	3	0	23	
21	HENRY, Demetrius	6-11	0-0	3-4	2	6	8	2	15	0	1	3	0	32	
00	THORNWELL, Sindarius	5-13	1-5	1-2	1	2	12	4	2	2	0	6	32		
04	JOHNSON, Tyrone	3-7	1-3	5-7	1	3	4	12	6	3	1	1	29		
10	NOTICE, Duane	4-6	2-4	2-4	0	1	2	12	1	3	1	2	25		
01	STROMAN, Marcus	2-3	0-0	3-3	0	4	4	1	7	6	5	0	1	25	
15	THEUS JR., Reggie	1-1	0-0	0-0	0	0	0	0	2	0	1	0	1	1	
20	MCKIE, Justin	3-5	2-3	0-0	0	1	1	8	0	0	0	0	13		
25	KACINAS, Mindaugas	2-3	0-0	0-0	1	3	4	2	4	1	2	0	18		
35	STEELE, Brian	0-0	0-0	0-0	0	0	0	1	0	1	0	0	1	2	
Team				0-2		2-2		0-0		0-0		0-0		0-2	
Totals		31-60		8-17		19-26		12		27		39		15 89 21 20 10 12 200	

FG % 1st Half: 15-31 48.4% 2nd Half: 16-29 55.2% Game: 31-60 51.7%
 3FG % 1st Half: 4-10 40.0% 2nd Half: 4-7 57.1% Game: 11-27 40.7%
 FT % 1st Half: 3-5 60.0% 2nd Half: 16-23 69.6% Game: 19-26 73.1%

Score by periods	1st	2nd	Total
UNC Asheville	29	46	75
South Carolina	37	52	89

Last FG - SC 2nd-00:51, SC 2nd-00:13.
 Largest lead - AVL by 9:14-14:54, SC by 20 2nd-05:58.
 AVL led for 03:56. SC led for 31:19. Game was tied for 04:45.

GAME #7



Official Basketball Box Score - Game Totals - Final Statistics
South Carolina vs Marshall
 12/1/14 7:30 p.m. at Huntington, W.Va. (Henderson Center)

South Carolina 77 • 4-3

#	Player	Total		3-Ptr		Rebounds		PF	TP	A	TO	Bk	Stl	Min	
		FG	FGA	FG	FGA	FT	FTA								Off
14	CHATKEVICIUS, L.	7-9	1-1	0-0	2	2	4	4	15	1	4	1	1	18	
21	HENRY, Demetrius	1-4	0-1	0-0	1	2	3	5	4	0	2	0	1	15	
00	THORNWELL, Sindarius	4-12	0-4	2-6	3	7	10	4	10	3	1	2	37		
04	JOHNSON, Tyrone	0-5	0-1	1-2	1	1	2	3	1	3	0	0	1	20	
10	NOTICE, Duane	0-10	1-8	5-5	1	4	5	3	27	4	1	0	2	36	
01	STROMAN, Marcus	2-4	0-1	2-4	1	3	4	1	6	3	5	0	0	25	
15	THEUS JR., Reggie	0-0	0-0	0-0	0	0	0	0	0	0	0	0	0	1	
20	MCKIE, Justin	5-8	1-3	1-3	0	4	4	1	12	0	1	0	1	22	
25	KACINAS, Mindaugas	0-2	0-0	2-4	3	2	5	2	2	1	0	4	32		
35	STEELE, Brian	0-1	0-1	0-0	0	0	0	0	1	1	0	0	0	4	
Team				2-2		2-2		0-0		0-0		0-0		0-4	
Totals		30-63		4-20		13-24		14		25		39		24 77 15 3 13 200	

FG % 1st Half: 16-34 47.1% 2nd Half: 14-29 48.3% Game: 30-63 47.6%
 3FG % 1st Half: 3-11 27.3% 2nd Half: 1-9 11.1% Game: 4-20 20.0%
 FT % 1st Half: 4-10 40.0% 2nd Half: 9-14 64.3% Game: 13-24 54.2%

Marshall 59 • 3-4

#	Player	Total		3-Ptr		Rebounds		PF	TP	A	TO	Bk	Stl	Min	
		FG	FGA	FG	FGA	FT	FTA								Off
05	SANE, Cheikh	1-6	0-1	1-2	4	3	7	4	3	1	1	0	0	19	
25	TAYLOR, Ryan	3-9	0-1	5-8	2	1	3	5	11	2	3	0	3	22	
31	KAMBOLA, JP	3-6	1-3	1-1	0	2	2	3	8	0	0	0	1	18	
15	BOYKINS, Devince	0-1	0-0	1-2	0	0	1	1	1	1	0	0	0	7	
35	LOOP, Austin	2-10	2-10	4-4	2	2	4	1	10	0	2	0	0	33	
03	JOHNSON, Jay	2-12	0-6	4-6	6	5	11	0	8	0	0	0	0	27	
01	NIKOLIC, Aleksa	1-5	0-2	2-3	1	6	1	4	3	4	0	0	1	35	
23	EDMONDS, Justin	3-5	2-3	1-4	1	2	3	1	9	1	0	1	2	17	
26	MANNING, Tamron	0-0	0-0	0-0	0	0	0	0	0	0	0	0	0	1	
00	MIOVIC, Milan	1-2	0-0	3-4	1	3	4	4	5	1	2	0	0	21	
Team				1-3		3-4		1-2		0-0		0-0		0-21	
Totals		16-56		5-26		22-34		18		25		43		20 59 9 19 3 6 200	

FG % 1st Half: 5-29 17.2% 2nd Half: 11-27

GAME #9 - SOUTH CAROLINA 68, CLEMSON 45
DEC. 19, 2014/COLONIAL LIFE ARENA

COLUMBIA, S.C. - Emboldened by a raucous crowd of over 11,000 fans, the South Carolina Gamecocks (6-3) earned a big win over archrival Clemson (6-4) Friday evening at Colonial Life Arena. Duane Notice would score 14 of his game-high 19 points over the final 20 minutes, helping Carolina turn a two-point halftime deficit into a 68-45 win. The sophomore guard would nearly match the entire offensive output of the Tigers, who as a team made just five field goals and scored 15 points in the second half.

With Clemson holding a 30-28 lead coming out of halftime, the two teams traded possessions and were knotted at 35 after a 3 from Clemson's Jaron Blossomgame with 15:09 to play. That would be the visiting side's final field goal made over the next ten minutes, as the Gamecocks embarked on a 26-2 run in that span to put the game away. A barrage of 3-pointers from the Carolina guards sparked the streak, with Notice making two and Sindarius Thornwell adding another that ballooned the lead into double digits and forced a timeout with ten minutes to play.

Free throws from both Demetrius Henry and Tyrone Johnson and a lay-up from Johnson continued the run for the Gamecocks, as the Tigers scored just two points the middle eight minutes of the half. Notice connected for his career-high fifth 3 of the contest with 4:33 remaining to put the Carolina lead at 64-39.

After connecting on just 1-of-9 attempts from deep in the first half, the Gamecocks would hit on 6-of-13 in the second half. Four would come from Notice alone. On the defensive end, South Carolina would limit the opposition to 1-of-11 from long range.

In the opening half it was a game of runs, with the Gamecocks opening with a 10-0 run to take an early 16-7 advantage, holding the Tigers scoreless for nearly six minutes. Notice hit Carolina's first 3 of the game near the nine-minute mark to push the lead to 10 at 19-9. A make at the foul line from Thornwell pushed the lead to 11, but the Tigers responded with a 10-0 run of their own to pull within one at 20-19 with 5:20 to play in the half, forcing a Carolina timeout.

Johnson collected his sixth assist of the half near the three-minute mark on a nifty pass and lay-in under the basket from Mindaugas Kacinas to put the Carolina lead at four. A jumper from Rod Hall with just seven seconds left in the half gave the Tigers their first lead since early in the half, and Clemson held a two-point advantage at 30-28 at the break.

Clemson scored 14 points off of eight Gamecock turnovers in the first half, compared to just four Carolina points off of seven Tiger giveaways. Laimonas Chatkevicius led the Gamecocks with eight points in the opening set, while Henry and Kacinas added six apiece. After allowing the Tigers to score nearly half of their points directly off turnovers in the first half, the Gamecocks would turn the ball over just four times in the second half and kept the Tigers scoreless off them.

With the defensive effort in the second half by Carolina, the Tigers would make just 17.9 percent of its 28 attempts and ended the game at 29.8 percent. It marks the third straight game where an opponent has not been able to crack the 30 percent mark in a game. The 23-point win is the program's largest in the storied rivalry since a 28-point margin in 1971 and it is the biggest win by either side since 1994.

GAME #10 - SOUTH CAROLINA 78, COKER 52
DEC. 21, 2014/COLONIAL LIFE ARENA

COLUMBIA, S.C. - A reliable inside scoring attack helped lead South Carolina to its fifth-straight win of the season Sunday afternoon, as it defeated Coker College 78-52. The Gamecocks converted on well over half their two-point attempts and scored 50 points in the paint, helping to erase a brief deficit early in the game. The win moves Carolina to 7-3 and marks the first time since the 2012-13 season that the team has enjoyed a win streak this long.

The Cobras scored their first five points off of Gamecock turnovers and held a 5-0 upperhand with 16:46 to play, but back-to-back lay-ins from Tyrone Johnson and Duane Notice off Cobra turnovers halted the run. Both teams struggled to maintain possessions through the next several minutes of play, with the Gamecocks having eight turnovers and Coker seven before the under-12 minute timeout.

A 3 from Coker's Aubrey Daniel knotted the game at 13 with just under 10 minutes to play in the first half. The Gamecocks would score eight unanswered to lead 21-13 before a lay-in from Coker's Jordan Scott stopped the run near the seven-minute mark.

Johnson took a defensive rebound coast-to-coast and pushed the Gamecock lead to nine at 30-21 with 2:27 to play, and Notice sank a 3 just before the break for a 35-23 Carolina upperhand at half.

Demetrius Henry contributed six points and a blocked shot in the final 3:29 of the half for nine points and two blocks at the break. Notice's 12 points led the Gamecocks in the opening set, and Scott led Coker with seven points.

A pair of lay-ups from Notice and Henry and a 3 from Johnson pushed the Carolina lead to 18 points at 42-24 early in the second half. The team's traded made baskets, but the Gamecocks began to pull away, leading by 20 with 11:47 to play at 50-30. Carolina would score the next six unanswered, capped by an emphatic breakaway dunk from Sindarius Thornwell.

South Carolina led by as many as 27 in the second half, taking advantage of its size in the interior to make 60 percent of its two-point field goals in the final 20 minutes (15-of-25).

After the foursome of Laimonas Chatkevicius, Henry, Johnson and Notice joined together to score all 35 of the team's first-half points, the offense would be evenly distributed over the final 20 minutes. Six different players would score four points or more in the second half. Mindaugas Kacinas shined as the game wore down, collecting seven points and five rebounds in just seven minutes played in the final frame.

GAME #11 - SOUTH CAROLINA 91, NC A&T 54
DEC. 30, 2014/COLONIAL LIFE ARENA

COLUMBIA, S.C. - The South Carolina men's basketball team showed little signs of rust from the holiday break, clicking on both ends of the floor in a convincing 91-54 win over North Carolina A&T (2-13) Tuesday night. Six different players scored in double figures for the Gamecocks (8-3), who shot 56 percent from the floor. Strong man-to-man defense by the Gamecocks forced three early turnovers, and A&T was not able to even attempt a field goal until almost three full minutes had passed. It did not make a field goal until the 16:40 mark, as South Carolina built an early 10-2 lead before the first media timeout.

Laimonas Chatkevicius scored seven points with five rebounds in the first five minutes of the game, and led all scorers with nine points at the break. Despite a high success rate from deep, making 3-of-5 attempts in the first half, the Gamecocks opted to take it in the paint offensively. That led to great success, as they would make 13-of-22 two-point field goals and outscored the Aggies 24-4 in the paint for the opening 20 minutes and 42-14 for the game.

Marcus Stroman spearheaded the team's fast break attack early, passing out five assists to go with five rebounds and three points in nine minutes of the opening frame. Three of those assists would come on fast-break layups. The freshman guard finished with five points, seven assists and five rebounds.

The Aggies went almost five minutes without a field goal from the eight-minute mark until 3:10 to go in the half, allowing the Gamecocks to take a 40-12 lead. The margin would grow as large as 47-16 before the teams headed to the locker rooms for halftime. North Carolina A&T shot 20 percent in the half (5-of-25) and did not hit on any of its seven 3-point attempts.

In the second half the Aggies were able to find a rhythm offensively, but still could not keep the Gamecocks from scoring inside. The Garnet and Black again hit better than half of its attempts from the field in the final 20 minutes and also made 16 free throws in that span.

Mindaugas Kacinas led the charge offensively coming out of the break, scoring eight points and pulling down four rebounds in 10 minutes off the bench. He had his second perfect shooting game of the season, making all five field goals and also hit all six free throw attempts. He finished with a game-high 16 points, just two off matching his career high.

The team's 55.8 percent success rate for the game is the fifth-highest in any game during the Frank Martin era, and the 91 points are second only to last season's 92 scored against Marshall.

GAME #9



Official Basketball Box Score - Game Totals - Final Statistics
Clemson vs South Carolina
 12/19/14 7 p.m. ET at Columbia, S.C. (Colonial Life Arena)

Clemson 45 • 6-4

#	Player	Total			3-Ptr			Rebounds			PF	TP	A TO	Blk	Stl	Min
		FG	FGA	FT	FTA	FT	FTA	Off	Def	Tot						
05	BLOSSOMGAME, Jaron	f	5-10	1-1	3-3	1	4	5	2	14	1	1	0	2	34	
15	GRANTHAM, Donte	f	3-8	1-2	0-0	2	2	4	2	7	0	3	1	2	28	
5	NIKOK, Landry	c	0-1	0-0	0-0	1	1	4	0	1	0	0	0	10		
12	HALL, Rod	g	1-8	1-0	0-2	2	2	4	0	2	3	5	0	29		
21	HARRISON, Damarcus	g	4-11	2-7	0-1	0	1	2	10	1	0	2	0	28		
00	ROOKS, Patrick	g	0-3	0-2	0-0	0	0	0	0	0	0	0	0	1		
01	AJUKWA, Austin	g	1-3	0-1	0-1	1	1	2	2	2	0	2	0	13		
10	DeVOE, Gabe	g	0-1	0-1	0-0	0	0	0	0	0	0	0	0	4		
20	ROPER, Jordan	g	0-7	0-3	4-4	0	2	2	1	4	2	0	0	3	19	
33	SMITH, Josh	g	1-2	0-0	1-1	1	1	2	2	2	0	1	0	10		
44	McGILLAN, Riley	g	0-0	0-0	0-0	0	0	0	0	0	0	0	0	2		
50	DJITTE, Sidy	g	2-3	0-0	0-0	3	3	6	5	4	0	0	2	22		
	Team					1	4	5						200		
	Totals		17-57	4-18	7-12	11	20	31	20	45	7	13	5	9	200	
	FG % 1st Half:	12-29	41.4%	2nd half:	5-28	17.9%	Game:	17-57	29.8%					Deadball		
	3FG % 1st Half:	3-7	42.9%	2nd half:	1-11	9.1%	Game:	4-18	22.2%					Rebounds		
	FT % 1st Half:	3-4	75.0%	2nd half:	4-8	50.0%	Game:	7-12	58.3%					1		

South Carolina 68 • 6-3

#	Player	Total			3-Ptr			Rebounds			PF	TP	A TO	Blk	Stl	Min
		FG	FGA	FT	FTA	FT	FTA	Off	Def	Tot						
14	CHATKEVICIUS, L	f	6-8	0-1	0-0	1	1	2	3	12	1	1	3	2	28	
21	HENRY, Demetrius	f	3-4	0-1	2-2	1	4	5	4	8	1	2	2	0	16	
00	THORNWELL, Sindarius	g	1-5	1-4	3-4	0	7	7	2	6	2	0	0	26		
04	JOHNSON, Tyrone	g	1-4	0-2	2-2	0	1	0	4	2	2	0	2	27		
10	NOTTICE, Duane	g	7-15	5-9	0-0	1	3	4	19	1	3	1	1	31		
01	STROMAN, Marcus	g	0-2	0-1	2-6	0	3	3	1	2	2	2	0	19		
15	THEUS JR, Reggie	g	0-0	0-0	0-0	0	0	0	0	0	0	0	0	2		
20	MCKIE, Justin	g	1-5	1-4	2-2	0	2	2	1	5	0	0	0	14		
44	CARRERA, Michael	g	2-3	0-0	2-2	3	3	6	2	6	2	1	0	10		
25	KACINAS, Mindaugas	g	2-4	0-0	2-2	1	4	5	6	1	0	1	0	15		
35	STEELE, Brian	g	0-0	0-0	0-0	0	0	0	0	0	0	0	0	2		
	Team					1	4	5						200		
	Totals		23-50	7-22	15-20	8	32	40	14	68	17	12	7	200		
	FG % 1st Half:	11-26	42.3%	2nd half:	12-24	50.0%	Game:	23-50	46.0%					Deadball		
	3FG % 1st Half:	1-9	11.1%	2nd half:	6-13	46.2%	Game:	7-22	31.8%					Rebounds		
	FT % 1st Half:	3-4	75.0%	2nd half:	10-14	71.4%	Game:	15-20	75.0%					4.1		

Officials: Tony Greene, Joe Lindsay, Roger Ayers
 Technical fouls: Clemson-None. South Carolina-None.
 Attendance: 11992

Score by periods	1st	2nd	Total
Clemson	30	15	45
South Carolina	28	40	68

Last FG - CU 2nd 01:16. SC 2nd 03:42.
 Largest lead - CU by 2 1st:18:36. SC by 28 2nd:03:42.
 CU led for 02:35. SC led for 32:36. Game was tied for 04:40.

GAME #10



Official Basketball Box Score - Game Totals - Final Statistics
Coker vs South Carolina
 12/21/14 3:30 p.m. ET at Columbia, S.C. (Colonial Life Arena)

Coker 52 • 3-5

#	Player	Total			3-Ptr			Rebounds			PF	TP	A TO	Blk	Stl	Min
		FG	FGA	FT	FTA	FT	FTA	Off	Def	Tot						
42	Trey James	f	3-8	0-0	2-5	7	8	15	4	8	2	3	1	0	34	
43	Jalen Watson	f	2-6	0-0	3-3	2	2	4	0	7	0	0	0	27		
03	Trey Marshall	g	0-0	0-0	0-0	0	0	0	1	0	1	0	0	3		
14	Erick Bethel	g	5-15	3-8	1-1	1	2	3	0	14	2	3	0	30		
32	Jordan Scott	g	4-14	2-9	3-4	0	1	4	13	0	6	0	1	24		
01	ROOKS, Patrick	g	0-1	0-1	0-0	0	2	3	0	2	1	0	0	28		
04	Aubrey Daniel	g	2-8	1-1	0-0	1	2	4	5	1	4	0	2	22		
23	Roman Hall	g	1-1	0-0	0-1	0	0	0	1	2	0	0	0	9		
33	Deion Craig	g	1-2	1-2	0-0	0	0	0	0	3	0	0	0	4		
44	Gabriel Mens	g	0-1	0-0	0-0	0	0	0	0	1	0	0	0	6		
00	Howard Davenport	g	0-1	0-0	0-0	0	0	0	2	0	0	0	0	6		
52	Tim Buchikos	g	0-1	0-0	0-0	0	0	0	1	0	0	1	0	7		
	Team					3	1	4						200		
	Totals		18-58	7-21	9-14	14	17	31	21	52	8	19	1	200		
	FG % 1st Half:	9-27	33.3%	2nd half:	9-31	29.0%	Game:	18-58	31.0%					Deadball		
	3FG % 1st Half:	3-10	30.0%	2nd half:	4-11	36.4%	Game:	7-21	33.3%					Rebounds		
	FT % 1st Half:	2-3	66.7%	2nd half:	7-11	63.6%	Game:	9-14	64.3%					2.1		

South Carolina 78 • 7-3

#	Player	Total			3-Ptr			Rebounds			PF	TP	A TO	Blk	Stl	Min
		FG	FGA	FT	FTA	FT	FTA	Off	Def	Tot						
14	CHATKEVICIUS, L	f	8-12	0-0	0-2	3	2	5	0	16	0	4	2	0	24	
21	HENRY, Demetrius	f	6-8	0-0	4-5	3	2	5	1	16	1	2	3	1	19	
00	THORNWELL, Sindarius	g	2-6	0-1	0-0	1	2	3	1	6	1	1	1	20		
04	JOHNSON, Tyrone	g	4-7	1-2	3-5	0	3	3	12	5	2	1	3	29		
10	NOTTICE, Duane	g	6-12	2-4	5-6	1	4	5	4	19	3	0	3	30		
01	STROMAN, Marcus	g	0-2	0-0	0-0	2	2	4	2	8	1	0	0	22		
15	THEUS JR, Reggie	g	0-2	0-1	0-0	0	0	0	0	0	0	0	0	4		
20	MCKIE, Justin	g	1-6	0-2	0-0	1	3	4	2	2						

GAME #12 - SOUTH CAROLINA 64, NO. 9 IOWA STATE 60
JAN. 3, 2015/BARCLAYS CENTER/BROOKLYN, N.Y.

BROOKLYN, N.Y. - On its biggest stage of the season so far, it was an old standby that would help South Carolina notch a signature win Saturday night, beating No. 9 Iowa State 64-60 at the Barclays Center in New York City. The Gamecocks (9-3) used a stingy defense to limit the Cyclones (10-2) to their lowest-scoring game since Jan. 23, 2013 while clinching its first win over a top-ten opponent since the 2009-10 season.

The Gamecocks came out firing from the opening tip, streaking out to a 15-4 lead through the first five minutes of the game. That burst was led by Tyrone Johnson, who scored nine of those 15 points for the hot start, making three straight field goals and adding in a pair of free throws.

The Cyclones answered with a run to cut the deficit to 20-17, but another 12-3 run would give Carolina the game's biggest lead at 32-20. Foul troubles would weaken the frontcourt attack for the Gamecocks, and Iowa State would take advantage with a strong transition offense that cut into the lead and would enter the halftime break down just one point, 36-35.

Coming out of the break the lead would never go higher than six points as every basket would come at a premium. The Gamecocks would score the first two baskets of the half, but Iowa State would remain in striking distance and would finally take its first lead of the game with a 9-2 run that turned a 45-39 deficit into a 48-47 lead.


The lead was traded back and forth on the ensuing possessions before the Gamecocks found themselves down 51-49 with 6:30 to play in the game. Playing shorthanded with foul troubles, Carolina would flip the momentum with a quick 7-0 run over the next two minutes for the 56-51 lead.

After Mindaugas Kacinas and Laimonas Chatkevicius each picked up their fifth fouls to leave the game with a 58-56 lead and two minutes to play, Sindarius Thornwell would provide a trio of clutch plays that would seal the win. The first was an old-fashioned 3-point play with 1:51 to go gave Carolina a five-point lead 61-56.

He followed with another layup as the shot clock was winding down for a 63-57 lead and just a minute to play. After Iowa State got within one possession and had the ball looking for the tie, Thornwell made the steal and hit a free throw to seal the win thanks to the four-point advantage.

South Carolina's three starting guards - Johnson, Thornwell and Duane Notice combined to score 41 of the team's 64 total points. Johnson (Plainfield, N.J.) and Notice (Woodbridge, Ontario) were playing in front of a large group of family and friends, as was Brooklyn native Shamiek Sheppard, who played in his second game back from injury.

GAME 12

 Official Basketball Box Score - Game Totals - Final Statistics
South Carolina vs Iowa State
01/03/15 8:00 p.m. at Brooklyn, NY (Barclays Center)

South Carolina 64 • 9-3

#	Player	Total		3-Ptr		Rebounds			PF	TP	A TO	Blk	Stl	Min						
		FG-FGA	FT-FTA	FG-FGA	FT-FTA	Off	Def	Tot												
14	CHATKEVICIUS, L.	2-3	0-1	0-0	1-2	3	5	4	0	3	0	0	0	20						
21	HENRY, Demetrius	3-6	0-0	1-2	2	3	5	7	0	3	0	0	0	27						
00	THORNWELL, Sindarius	4-8	1-2	4-8	1	7	8	13	0	3	0	1	1	27						
04	JOHNSON, Tyrone	5-12	1-2	2-2	1	6	7	2	13	3	1	1	1	35						
10	NOTICE, Duane	5-12	0-4	5-9	2	4	6	15	4	4	0	3	3	37						
01	STROMAN, Marcus	1-1	0-0	0-0	1	1	2	3	1	3	0	1	0	9						
12	SHEPPARD, Shamiek	1-4	0-0	0-0	1	1	2	2	0	0	1	1	1	11						
20	MCKIE, Justin	1-2	0-1	0-0	0	1	1	2	0	1	0	1	0	12						
24	CARRERA, Michael	1-2	0-0	1-1	0	0	3	3	0	0	1	1	0	15						
25	KACINAS, Mindaugas	0-0	0-0	3-4	0	1	1	5	3	0	1	1	0	7						
Team				2		5		1												
Totals		23-50		2-10		16-26		11 31			42		28 64		8 20		4 8		200	

FG % 1st Half: 13-28 46.4% 2nd Half: 10-22 45.5% Game: 23-50 46.0%
3FG % 1st Half: 2-7 28.6% 2nd Half: 0-3 0.0% Game: 2-10 20.0%
FT % 1st Half: 9-11 81.8% 2nd Half: 8-15 53.3% Game: 16-26 61.5%

Iowa State 60 • 10-2

#	Player	Total		3-Ptr		Rebounds			PF	TP	A TO	Blk	Stl	Min						
		FG-FGA	FT-FTA	FG-FGA	FT-FTA	Off	Def	Tot												
22	Hogue, Dustin	4-6	0-0	7-13	2	4	6	2	15	0	0	0	1	34						
11	Morris, Monte	5-11	0-1	0-1	2	0	2	1	10	2	1	0	2	38						
13	Dejean-Jones, Bryce	1-5	0-3	1-2	0	2	4	3	1	2	0	0	0	20						
15	Long, Naz	3-11	1-7	0-1	0	3	3	4	7	0	3	0	0	26						
31	Niang, Georges	3-13	0-4	4-6	2	6	8	4	7	0	4	1	2	34						
01	McKay, Jameel	4-8	0-0	7-10	4	2	6	4	15	2	1	2	3	28						
02	Nader, Abdel	0-1	0-1	0-0	0	1	1	1	0	2	1	0	1	10						
21	Thomas, Matt	0-2	0-2	0-0	0	1	1	1	0	0	0	0	1	10						
Team				2		3		5												
Totals		20-57		1-18		19-33		12 22			34		21 60		8 13		4 10		200	

FG % 1st Half: 13-30 43.3% 2nd Half: 7-27 25.9% Game: 20-57 35.1%
3FG % 1st Half: 0-10 0.0% 2nd Half: 1-8 12.5% Game: 1-18 5.6%
FT % 1st Half: 9-18 50.0% 2nd Half: 10-15 66.7% Game: 19-33 57.6%

Officials: Joe DeRosa, Patrick Adams, Kip Kissingger
Technical fouls: South Carolina-None. Iowa State-Niang, Georges.
Attendance: 3546
Flagrant foul 1 called at 3:20 in 1st half on SC's Tyrone Johnson (4#).

Score by periods				1st	2nd	Total	Points	In	Off	2nd	Fast	Bench
South Carolina	36	28	64									
Iowa State	35	25	60									

Last FG - SC 2nd-01:03, ISU 2nd-00:48.
Largest lead - SC by 12 1st-06:23, ISU by 2 2nd-06:29.
SC led for 36:01, ISU led for 01:46. Game was tied for 01:52.

GAME #13 - FLORIDA 72, SOUTH CAROLINA 68
JAN. 7, 2015/COLONIAL LIFE ARENA

COLUMBIA, S.C. - Two defensive powers collided Wednesday night in the SEC opener, and a shooting slump in the second half for South Carolina (9-4, 0-1 SEC) would be the difference in a 72-68 loss to Florida (7-6, 1-0 SEC). Tyrone Johnson led the team with 20 points, but the Gamecocks would make only eight field goals in the second half to see their seven-game win streak snapped.

The Gamecocks fought through early adversity in the opening half as Florida's full-court pressure on defense forced turnovers and gave the Gators a quick 17-6 lead just six minutes in. The strong start was buoyed by an 11-0 run that broke up a 6-all tie. Adding to the issues was the quick exit from sophomore guard Sindarius Thornwell, who played just the first six minutes before leaving with foul trouble.

Needing a way to get back into contention, Carolina would turn to its nationally ranked defense to slow down Florida. After a layup from Marcus Stroman broke up the run, the Gamecocks held the visitors without a point for more than four minutes while embarking on an 11-0 run of their own to tie it back up at 17 with 9:33 to play. The rest of the half would be closely contested, with the final four minutes played as a one-possession game.

With Florida's defense locking down Duane Notice and Thornwell on the bench, Tyrone Johnson picked up the scoring slack with an electrifying half. He led all scorers with 11 points on 4-of-6 shooting that included a pair of three-point plays off tough layups. With the game tied at 31 and under a minute to play before halftime, Notice would hit on his first field goal of the game for Carolina's first lead of the game, 34-31 at the break.


The strong end to the half would not carry over into the final 20 minutes for the Gamecock offense. After a jumper from Laimonas Chatkevicius with 18:34 to play, Carolina would make just one field goal in 11 attempts for the next nine minutes to see its 38-32 lead turn into a 51-46 deficit. Free throws would be the team's primary weapon in that stretch and for the half in general, as it would make 16-of-17 in the second half alone and 23-of-27 for the game.

Despite the struggles from the field, Carolina would still lead through the first eight minutes of the half. Florida's Michael Frazier would tie the game at 44 with 11:37 to go, but the game would turn after a flagrant foul was called on Chatkevicius. The call led to a pair of free throws to give Florida a lead it would never give back. It scored the next seven points and kept the Gamecocks at a two-possession deficit until the waning seconds of the game.

It would not be until the final 30 seconds that Carolina's offense was able to find paydirt consistently, with a pair of 3s from Mindaugas Kacinas and a layup by Johnson. Despite not making a field goal for the final 3:19 of the game, Florida countered with a clutch performance from the free throw line to squash any comeback attempts, making eight straight to give the home side no chance at the tie.

Aside from the three straight made field goals in the last minute of regulation, Carolina would make just 5-of-21 attempts in the final half. The missed shots were exacerbated by a strong rebounding effort from Florida, who allowed just 23 to the Gamecocks for the game.

GAME #13

 Official Basketball Box Score - Game Totals - Final Statistics
Florida vs South Carolina
1/7/14 7 p.m. ET at Columbia, S.C. (Colonial Life Arena)

Florida 72 • 8-6, 1-0 SEC

#	Player	Total		3-Ptr		Rebounds			PF	TP	A TO	Blk	Stl	Min						
		FG-FGA	FT-FTA	FG-FGA	FT-FTA	Off	Def	Tot												
03	Robinson, Devin	1-5	0-2	2-2	0	3	3	3	4	2	2	0	1	17						
10	Finney-Smith, Dorian	7-12	2-6	4-5	2	5	7	4	2	1	2	2	2	29						
00	Hill, Kasey	2-5	0-0	5-7	1	0	1	5	9	1	6	0	0	25						
11	Chiozza, Chris	0-2	0-0	0-0	2	1	3	5	0	0	0	0	0	25						
23	Walker, Chris	2-5	0-1	0-0	1	3	4	1	4	0	3	3	0	20						
01	Carter, Eli	2-5	0-3	2-2	1	3	4	3	6	3	3	0	1	20						
05	Murphy, Alex	2-5	0-2	0-0	1	1	2	4	1	0	0	0	1	11						
20	Frazier, Michael	4-7	3-5	6-7	0	1	1	17	2	2	2	0	0	29						
30	Kurtz, Jacob	1-3	0-0	6-7	3	3	6	1	8	0	3	0	2	24						
Team				3		6														
Totals		21-49		5-19		25-30		14 23			37		24 72		14 17		4 7		200	

FG % 1st Half: 11-24 45.8% 2nd Half: 10-25 40.0% Game: 21-49 42.9%
3FG % 1st Half: 2-8 25.0% 2nd Half: 3-11 27.3% Game: 5-19 26.3%
FT % 1st Half: 7-10 70.0% 2nd Half: 18-20 90.0% Game: 25-30 83.3%

South Carolina 68 • 9-4, 0-1 SEC

#	Player	Total		3-Ptr		Rebounds			PF	TP	A TO	Blk	Stl	Min						
		FG-FGA	FT-FTA	FG-FGA	FT-FTA	Off	Def	Tot												
14	CHATKEVICIUS, L.	3-6	0-1	2-2	0	1	1	3	8	0	0	2	0	21						
21	HENRY, Demetrius	3-7	0-0	0-1	1	3	4	1	6	0	0	1	1	31						
00	THORNWELL, Sindarius	1-4	1-2	2-2	0	0	0	5	5	2	1	0	0	18						
04	JOHNSON, Tyrone	5-10	1-2	9-9	1	4	5	1	20	3	1	0	1	31						
10	NOTICE, Duane	1-7	1-3	2-2	0	2	2	1	5	2	2	0	0	27						
01	STROMAN, Marcus	2-5	0-1	3-5	0	0	0	3	7	3	4	0	2	29						
20	MCKIE, Justin	1-2	0-0	4-4	1	1	2	6	0	2	1	1	0	15						
24	CARRERA, Michael	1-2	0-0	0-0	2	2	2	2	2	0	0	1	0	5						
25	KACINAS, Mindaugas	3-6	2-4	1-2	1	4	5	2	9	1	1	0	0	23						
Team				1		2														
Totals		20-49		5-13		23-27		16 16			37		68		11 11		5 4		200	

FG % 1st Half: 12-24 50.0% 2nd Half: 8-25 32.0% Game: 20-49 40.8%
3FG % 1st Half: 3-5 60.0% 2nd Half: 2-8 25.0% Game: 5-13 38.5%
FT % 1st Half: 7-10 70.0% 2nd Half: 18-20 90.0% Game: 23-27 85.2%

Officials: Anthony Jordan, Ted Valentine, Tim Gattis
Technical fouls: Florida-None. South Carolina-None.
Attendance: 12181
2015 SEC Opener

Score by periods				1st	2nd	Total	Points	In	Off	2nd	Fast	Bench
Florida	31	41	72									
South Carolina	34	34	68									

Last FG - UF 2nd-03:19, SC 2nd-00:06.
Largest lead - UF by 11 1st-14:15, SC by 6 2nd-18:24.
UF led for 27:36, SC led for 08:52. Game was tied for 02:27.

GAME #14 - OLE MISS 65, SOUTH CAROLINA 49
JAN. 10, 2015/TAD SMITH COLISEUM/OXFORD, MISS.

OXFORD, Miss. - The men's basketball team opened the SEC road slate Saturday with a matchup with Ole Miss. The Rebels would lead throughout the game as the Gamecocks were slowed offensively for a season-low in points, losing 65-49.


The loss moves Carolina to 9-5 overall and 0-2 in the SEC, while the Rebels even their record at 1-1 and 10-5 for the season. Tyrone Johnson's 13 points led the team in scoring, Sindarius Thornwell and Duane Notice each scored nine.

The game got off to a slow start, as the lights at Tad Smith Coliseum cut out as the teams were heading off for the under-16 minute media timeout. After a 23-minute delay the game resumed. The Gamecocks would trail 33-27 at the break, using an 11-5 run in the final four minutes.

A pair of drives to the bucket for Johnson opened the second half and Carolina would tie the game at 33-all to force a quick timeout. The Rebels would counter with a full-court press that effectively limited the Carolina comeback attempt. After missing most of the first half to foul trouble, Ole Miss' Stefan Moody erupted for all 16 of his points in the second half as the Rebels pulled away in the middle portion of the final 20 minutes.

The Gamecocks would miss on all 10 of their 3-point attempts in the second half and made just 18-of-49 overall from the field in the game. After tying the game up at 33, it would be three minutes before another field goal would fall to allow a 10-3 run. The final straw would be the cold streak to end the game. After a layup from Thornwell with 4:56 to play to make it a nine-point game, Carolina would go 0-5 from the floor with three turnovers to see Ole Miss end the game on an 8-1 run.

GAME #14

 Official Basketball Box Score - Game Totals - Final Statistics
South Carolina vs Ole Miss
01-10-15 4 PM at Oxford, Miss./Tad Smith Coliseum

South Carolina 49 • 9-5, 0-2 SEC

#	Player	Total		3-Ptr		Rebounds			PF	TP	A TO	Blk	Stl	Min						
		FG-FGA	FT-FTA	FG-FGA	FT-FTA	Off	Def	Tot												
14	CHATKEVICIUS, L.	1-3	0-0	1-2	1	3	4	0	3	0	1	1	0	23						
21	HENRY, Demetrius	1-3	0-0	2-6	2	2	4	4	4	1	1	0	0	14						
00	THORNWELL, Sindarius	3-11	1-5	2-4	2	4	6	1	9	4	4	1	2	35						
04	JOHNSON, Tyrone	5-9	1-4	2-2	0	2	2	3	13	3	5	0	1	36						
10	NOTICE, Duane	3-10	1-7	2-2	0	2	4	9	5	1	0	0	0	29						
01	STROMAN, Marcus	1-4	0-1	0-0	0	0	0	3	2	2	1	0	0	11						
20	MCKIE, Justin	0-2	0-1	0-0	0	2	2	0	0	0	0	0	0	8						
24	CARRERA, Michael	4-4	1-1	0-0	0	6	6	2	5	1	1	0	1	27						
25	KACINAS, Mindaugas	2-3	0-1	0-0	1	1	2	3	4	0	1	0	1	17						
Team				3		4														
Totals		18-49		4-20		9-16		23 32			20		49		16 15		2 5		200	

FG % 1st Half: 9-22 40.9% 2nd Half: 9-27 33.3% Game: 18-49 36.7%
3FG % 1st Half: 4-10 40.0% 2nd Half: 4-10 40.0% Game: 4-20 20.0%
FT % 1st Half: 5-8 62.5% 2nd Half: 4-8 50.0% Game: 9-16 56.3%

Ole Miss 65 • 10-5, 1-1 SEC

#	Player	Total		3-Ptr		Rebounds			PF	TP	A TO	Blk	Stl	Min
		FG-FGA	FT-FTA	FG-FGA	FT-FTA	Off	Def	Tot						

GAME #15 - SOUTH CAROLINA 68, ALABAMA 66
JAN. 13, 2015/COLONIAL LIFE ARENA

COLUMBIA, S.C. - It would take all 40 minutes to decide, but the Gamecocks would earn their first SEC win of the season Tuesday night, beating Alabama 68-66. A shooting slump to start and end the game would be overcome to move Carolina to 10-5 overall and 1-2 in the SEC, while the Crimson Tide (12-4, 2-1) lost for just the first time in the conference season and saw a five-game win streak come to an end.

The Crimson Tide started the game on a 9-0 run as Carolina would miss on its first six field goal attempts. The offensive troubles were only made worse after leading scorer Duane Notice exited with his second foul of the half with 15:21 still to play. Rather than fold, though, the Gamecocks would rally back and went on a 12-2 run over the next 5:34 to turn the deficit into a 12-11 advantage.

The scoring was balanced throughout the half, as eight different players scored at least two points, and it wasn't until a Mindaugas Kacinas layup with 6:12 to go that a Gamecock player had more than one field goal made.

A corner 3-pointer from Michael Carrera keyed a separation late in the half, as it gave the team its first two-possession lead of the night at 21-17. It was the beginning of a 10-2 run that led to the biggest lead of the half, 28-19. After 16 minutes of tough defense on both ends, the final stretch would be highlighted by offense. The Gamecocks hit five of its last six attempts before the final horn, and Alabama made three straight that included an end-to-end layup before the horn.

The Gamecocks took a 30-25 lead into the break, led by six points from Laimonas Chatkevicius and five apiece from Carrera and Kacinas. That trio also keyed a renewed effort on the glass for Carolina. After two straight games being out-rebounded, the Gamecocks held an 18-10 lead after 20 minutes.

The return of Notice in the second half would be felt immediately, as the sophomore scored the game's first six points to put Carolina ahead by double figures. The pace amped up as both sides tried to avoid effective half-court defenses, and the Gamecocks would take advantage. They would make more field goals than Alabama even attempted through the first nine minutes of the half.

Alabama's Ricky Tarrant made sure the Tide would not fall out of the game, scoring six points on his own over a 40-second stretch to cut Carolina's lead to 50-43 with 10:43 to play. While the Tide did not get to many attempts as the home side, it would be efficient, making 8-of-15 overall through the first 13 minutes.

The Tide would chip into what was a 13-point lead for the Gamecocks, and after a pair of free throws they would trail just 54-49. A pair of tough baskets would slow the rally down, with Tyrone Johnson and Demetrius Henry each getting fouled on made baskets in the paint.

A shooting slump would come at an inopportune time for Carolina, but a solid night at the free throw line would carry them. It would come up empty on eight straight attempts from the 6:31 mark until the final buzzer, but six makes from the charity stripe would make up the difference and led 68-66 with 30 seconds to play.

Up a basket with the ball, the Gamecocks would miss and leave the Tide 25 seconds to come up with the potential game-tying basket. They would instead hold for the win, attempting a 3-pointer at the charity that caught the back of the iron.

GAME #15



Official Basketball Box Score - Game Totals - Final Statistics
Alabama vs South Carolina
 1/13/14 9 p.m. ET at Columbia, S.C. (Colonial Life Arena)

Alabama 66 • 12-4, 2-1 SEC

##	Player	Total		3-Ptr		Rebounds		PF	TP	A TO	Blk	Stl	Min
		FG-FGA	FG-FGA	FT-FTA	FT-FTA	Off	Def						
03	Kessens, Michael	3-5	0-0	3-6	0	4	4	9	2	2	1	0	30
10	Taylor, Jimmie	3-3	0-0	0-1	1	4	5	3	6	0	0	2	29
02	Tarrant, Ricky	5-11	2-5	3-4	0	3	3	15	2	5	0	1	26
20	Randolph, Levi	3-9	1-5	6-7	0	1	1	3	13	2	1	0	33
21	Cooper, Rodney	1-4	1-3	4-4	2	2	4	4	7	4	3	0	14
01	Norris, Riley	1-1	1-1	0-2	0	0	0	3	3	1	0	0	13
05	Coleman, Justin	2-4	1-2	2-3	0	1	1	7	0	1	0	0	11
11	Hale, Shannon	1-3	0-1	2-2	1	2	2	4	1	1	0	1	12
32	Obasohan, Retin	1-1	0-0	0-1	0	2	2	2	1	0	0	0	12
	Team			0	1	1			2				
Totals		20-41	6-17	20-30	4	19	23	27	66	13	14	4	200

FG % 1st Half: 8-19 42.1% 2nd Half: 12-22 54.5% Game: 20-41 48.8% Deadball Rebounds 5
 3FG % 1st Half: 3-11 27.3% 2nd Half: 3-6 50.0% Game: 6-17 35.3%
 FT % 1st Half: 6-14 42.9% 2nd Half: 14-16 87.5% Game: 20-30 66.7%

South Carolina 68 • 10-5, 1-2 SEC

##	Player	Total		3-Ptr		Rebounds		PF	TP	A TO	Blk	Stl	Min
		FG-FGA	FG-FGA	FT-FTA	FT-FTA	Off	Def						
14	CHATKEVICIUS, L.	3-6	0-1	2-2	2	1	3	2	8	1	1	0	26
21	HENRY, Demetrius	3-3	0-0	0-0	0	1	1	4	6	0	1	1	16
02	THORNWELL, Sindarius	1-8	1-4	3-4	0	2	2	4	6	1	1	0	29
04	JOHNSON, Tyrone	5-12	0-3	3-5	0	3	3	13	2	1	0	2	36
10	NOTICE, Duane	3-11	1-4	1-1	1	2	3	8	1	1	0	0	18
01	STROMAN, Marcus	0-1	0-0	3-4	0	1	4	3	3	1	0	1	20
20	MCKIE, Justin	1-4	0-0	0-0	1	1	2	2	2	0	0	0	17
24	CARRERA, Michael	2-4	1-1	7-8	4	4	8	3	12	0	2	0	21
25	KACINAS, Mindaugas	4-4	0-0	2-3	5	3	8	4	10	1	2	0	17
	Team			1	0	1			1				
Totals		22-53	3-14	21-27	13	20	33	27	68	9	13	5	200

FG % 1st Half: 10-22 45.5% 2nd Half: 12-31 38.7% Game: 22-53 41.5% Deadball Rebounds 5.2
 3FG % 1st Half: 1-6 16.7% 2nd Half: 2-8 25.0% Game: 3-14 21.4%
 FT % 1st Half: 9-12 75.0% 2nd Half: 12-15 80.0% Game: 21-27 77.8%

Officials: Pat Adams, Lee Cassell, Ron Groover
 Technical fouls: Alabama-Kessens, Michael. South Carolina-CHATKEVICIUS, L.
 Attendance: 11085

Score by periods	1st	2nd	Total	Points	In	Off	2nd	Fast	Bench
Alabama	25	41	66	22	24	23	6	4	16
South Carolina	30	38	68	22	34	14	21	9	27

Last FG - UA 2nd-01:44, SC 2nd-06:31
 Largest lead - UA by 9 1st-15:22, SC by 13 2nd-16:22
 UA led for 07:31. SC led for 26:39. Game was tied for 05:30.

GAME #16 - AUBURN 71, SOUTH CAROLINA 68
JAN. 17, 2015/AUBURN ARENA/AUBURN, ALA.

AUBURN, Ala. - The Gamecock's offense would return in a big way Saturday night at Auburn, but the Tigers would hold off a late rally to win 71-68. Despite hitting 58 percent of its shots in the second half, Carolina (10-6, 1-3 SEC) would be trumped at the foul line, with the home side converting on 18 more than their counterparts.

Carolina enjoyed the early lead from the tip, maintaining that advantage for the first 11 minutes of the game. The Tigers (10-7, 2-2) would pull even with eight minutes to go, tying the game at 19 and outscored the Gamecocks 20-10 in the home stretch to take a 39-29 lead into halftime. The major factor would be turnovers, as Auburn turned 10 South Carolina turnovers into 15 points in the first half alone.

A clean start to the second half would help Carolina open on a 7-0 run in the first three minutes of play, capitalized by a dunk from Laimonas Chatkevicius to force a timeout. The Gamecocks would finally chat its way back to even with 12 minutes to play after a jumper from Chatkevicius knotted it up at 45.

Trailing 53-49 with eight minutes left, the Gamecocks would make their best effort to earn the road victory. The home team would go scoreless over a three-minute stretch, allowing the Garnet and Black to key a 9-0 run and a 58-53 lead. The scoring drought would be broken in a big way, though, as KT Harrell's four-point play would ignite the crowd and his teammates. Auburn would respond with a 10-0 rally that included six points from Harrell and four from Cinmeon Bowers.

It would be a layup from Bowers at the 3:42 mark that would serve as Auburn's final field goal made, but it was able to earn enough trips to the charity stripe to keep Carolina's final comeback attempt well enough at bay. The Tigers made 10-of-12 free throws during its slump from the field, with the only two misses coming in a five-point game and 21 seconds to play.

For as good as its counterparts were in foul shooting, South Carolina would have an off night, making just 8-of-15 overall. Five of those cars would come in the final four minutes of the game.

After the run to reclaim the lead, Auburn was able to maintain a two-possession lead for the final three minutes of regulation. The closest Carolina would come would be three points after Tyrone Johnson hit a 3-pointer at the buzzer.

The Gamecocks would hit 14-of-24 shots from the floor in the final 20 minutes, and was able to snap a recent cold stretch from 3, making 8-of-18. Auburn would make just six field goals in the second half and shot 36 percent from the floor in the game.

GAME #16



Official Basketball Box Score - Game Totals - Final Statistics
South Carolina vs Auburn
 01/17/15 7:30 p.m. at Auburn Arena - Auburn, Ala.

South Carolina 68 • 10-6, 1-3

##	Player	Total		3-Ptr		Rebounds		PF	TP	A TO	Blk	Stl	Min
		FG-FGA	FG-FGA	FT-FTA	FT-FTA	Off	Def						
14	CHATKEVICIUS, L.	7-10	1-2	0-1	2	9	11	4	15	1	2	2	30
21	HENRY, Demetrius	0-1	0-0	0-0	0	0	0	2	0	1	2	1	15
02	THORNWELL, Sindarius	4-8	1-4	4-6	1	3	4	5	13	1	4	0	28
04	JOHNSON, Tyrone	4-9	3-4	2-2	0	3	3	13	4	3	1	2	30
10	NOTICE, Duane	6-14	2-6	2-5	1	1	2	16	2	0	0	0	29
01	STROMAN, Marcus	1-3	0-0	0-1	1	0	1	3	2	3	0	0	22
20	MCKIE, Justin	0-0	0-0	0-0	0	1	0	0	0	0	0	0	10
24	CARRERA, Michael	2-4	0-1	0-0	1	1	2	5	4	1	0	1	16
25	KACINAS, Mindaugas	2-3	1-1	0-0	1	2	3	5	0	2	0	0	20
	Team			2	6	8			2				
Totals		26-52	8-18	8-15	9	25	34	27	68	12	17	4	200

FG % 1st Half: 12-28 42.9% 2nd Half: 14-24 58.3% Game: 26-52 50.0% Deadball Rebounds 1
 3FG % 1st Half: 5-11 45.5% 2nd Half: 3-7 42.9% Game: 8-18 44.4%
 FT % 1st Half: 0-1 0.0% 2nd Half: 8-14 57.1% Game: 8-15 53.3%

Auburn 71 • 10-7, 2-2

##	Player	Total		3-Ptr		Rebounds		PF	TP	A TO	Blk	Stl	Min
		FG-FGA	FG-FGA	FT-FTA	FT-FTA	Off	Def						
05	Bowers, Cinmeon	3-11	0-3	4-8	6	4	10	3	10	1	3	1	33
25	Granger, Jordan	2-5	0-2	2-2	2	3	5	2	6	2	1	1	30
01	Harrell, KT	6-12	4-5	8-8	2	1	3	3	24	0	3	0	33
12	Ross-Miller, KC	0-6	0-3	0-0	0	5	3	0	3	1	0	2	19
14	Mason, Antoine	4-7	2-3	4-6	2	2	2	14	0	3	0	2	25
00	Canada, Malcolm	1-2	0-1	2-2	0	5	3	4	2	0	1	2	20
04	Reed, Trayvon	0-0	0-0	3-4	0	0	0	2	3	0	1	0	7
13	Shamsid-Deen, Tahj	2-7	1-2	2-2	0	1	1	7	0	1	0	1	23
20	Thompson, Alex	1-2	0-1	1-1	1	1	2	1	3	0	0	0	10
	Team			2	1	3			1				
Totals		19-52	7-20	26-33	13	23	36	20	71	8	13	4	200

FG % 1st Half: 13-35 37.1% 2nd Half: 6-17 35.3% Game: 19-52 36.5% Deadball Rebounds 2
 3FG % 1st Half: 3-12 25.0% 2nd Half: 4-8 50.0% Game: 7-20 35.0%
 FT % 1st Half: 10-11 90.9% 2nd Half: 16-22 72.7% Game: 26-33 78.8%

Officials: Antonio Petty, Tony Henderson, Mike Thibodeaux
 Technical fouls: South Carolina-None. Auburn-None.
 Attendance: 9121

Score by periods	1st	2nd	Total	Points	In	Off	2nd	Fast	Bench
South Carolina	29	39	68	26	30	14	9	4	11
Auburn	39	32	71	26	24	20	13	7	17

Last FG - SC 2nd-00:01, AU 2nd-03:42
 Largest lead - SC by 6 1st-12:33, AU by 10 1st-10:22
 SC led for 11:12. AU led for 23:12. Game was tied for 05:36.

GAME #17 - TENNESSEE 66, SOUTH CAROLINA 62
JAN. 20, 2015/COLONIAL LIFE ARENA

COLUMBIA, S.C. - Despite coming across a hot-shooting Tennessee team that would convert on nearly 60 percent of its attempts, the South Carolina men's basketball team (10-7, 1-4 SEC) found itself down by just two points late in the game Tuesday night. It's rally back from a 17-point deficit would come up short, though, as the Volunteers (12-5, 4-1) won 66-62. Sindarius Thornwell led the team with 17 points.

The Volunteers broke the game open early after a hot stretch from the floor. With the game tied 6-6 five minutes in, Tennessee would hit on 3-of-4 attempts from 3, turning it into a 18-10 advantage just four minutes later. Michael Carrera would snap Carolina's three-minute scoreless streak, and an unlikely source would keep the visitors from pulling away.

On the Gamecocks' very next possession, Marcus Stroman found himself open from deep and sank just the second 3-pointer of his college career to make it a 20-15 game. Three turnovers forced in just over a minute of play would help Carolina inch even closer, trailing 22-19 with seven minutes left to play.

The Vols would hit a scoreless streak of their own late in the half, going over four minutes without a point. It would be turnovers at the root of the drought, as Tennessee committed five in that stretch to allow Carolina to tie the game back up at 22 with 4:14 to play. The Gamecocks weren't able to capitalize fully, shooting just 3-of-9 during that same stretch.

A pair of baskets on consecutive possessions would push the Tennessee lead back to multiple possessions, 27-22, and it would carry a 31-26 lead into the halftime break. Despite allowing the Volunteers to hit half of their first-half attempts (11-of-22), strong offensive rebounding and nine turnovers forced would give Carolina nine extra shots from the floor in the opening 20 minutes.

While four of Tennessee's made field goals came from 3, Carolina countered with 22 points in the paint and seven offensive rebounds. Stroman and Sindarius Thornwell paced the offense with five points apiece, but the team's three leading scorers entering Tuesday night (Thornwell, Duane Notice and Tyrone Johnson) combined to hit just 5-of-20 shots in the half.

A blistering start to the second half would extend the visitor's lead, as Tennessee made 8-of-11 shots overall and all five 3-pointers in the first 11 minutes of the final frame. The streak saw the Volunteers' lead grow as large as 17, 56-39, with just under nine minutes to play.

The Gamecock offense would not help its case early on, but used a quick run with under four minutes to play to wake up the crowd at Colonial Life Arena. Trailing 62-47, a basket from Demetrius Henry and back-to-back 3s from Justin McKie and Thornwell would cut the lead to single digits. The seven-point deficit was the closest Carolina had been in over 14 minutes, but it would be the impetus for its final rally.

Tennessee continued to hit from the field to great effect, but it would not be as successful at the free throw line, and the Gamecocks would use that as the focal point of its rally. The Volunteers went without a field goal attempt for the final two minutes and made just one basket in the run of play over the final 4:21.

Over that same span, Carolina would close with a 15-4 run, but its inability to convert offensively would come back to haunt it one last time. Though it would hit all five free throws in the final 90 seconds and saw Tennessee make just two of its seven chances at the line in the same span, the Gamecocks went 1-of-8 from the field down the stretch and fell just short of the miraculous comeback.

The Gamecocks would get within two, 64-62, with 32 seconds left after a tip-in from Michael Carrera. The Volunteers countered with a pair of free throws to make it a two-possession game and put the rally out of reach.

GAME #17



Official Basketball Box Score - Game Totals - Final Statistics
Tennessee vs South Carolina
 1/20/14 9 p.m. ET at Columbia, S.C. (Colonial Life Arena)

Tennessee 66 • 12-5, 4-1

GAME #18 - NO. 1 KENTUCKY 58, SOUTH CAROLINA 43
JAN. 24, 2015/COLONIAL LIFE ARENA

COLUMBIA, S.C. - In a meeting of top-ten defenses, it would be No. 1 Kentucky (19-0, 6-0 SEC) that would win the day Saturday afternoon, beating South Carolina (10-8, 1-5) 58-43 in front of a capacity crowd at Colonial Life Arena. The Gamecocks held their opponent to its lowest scoring output of the season, but a season-low shooting percentage on the offensive end would be the difference in the loss.

It was a track meet early on, with both sides pushing the pace on every possession. The Gamecocks would score the opening basket and held an 8-6 lead before Kentucky would use a 7-0 to go ahead 13-8 with 13:46 to go. It would hold the two-possession lead until back-to-back baskets from Mindaugas Kacinas and Demetrius Henry would pull the home side within one, 18-17.

A quick five-points from the 'Cats pushed the lead back up to six, but Carolina would answer with a 7-0 run to give it its first lead in over 11 minutes. Two baskets in the paint from Laimonas Chatkevicius and Marcus Stroman started it, and a 3-pointer from Sindarius Thornwell would put an emphatic cap on it. It would be the team's first attempt from deep all game, and his make would put the Gamecocks up 24-23.

The lead would not last long, as Kentucky finished the final 4:31 of the half with a 11-0 run to take a 34-24 lead into the halftime break. Carolina committed three turnovers and missed on six field goal attempts during the scoring drought.

The Gamecocks would make just 8-of-30 shots from the field in the opening 20 minutes (27 percent), but were lifted offensively by seven free throws. Kentucky's great advantage would come in transition, as it turned seven home turnovers into 12 points.

As the second half got underway, the nation's top defense flexed its muscles, as Kentucky limited South Carolina to just four field goals in the final 20 minutes. Carolina would go six minutes between baskets from Michael Carrera (12:27). Justin McKie (6:11) and Thornwell's make with 16 seconds left to play in regulation.

Despite the misses, Kentucky would only outscore the Gamecocks 24-19 over the final 20 minutes and made just six field goals as a team in the half. That would come thanks in part to a strong day on the glass for the home team.

Led by nine rebounds for Carrera, Carolina outrebounded Kentucky 40-28 with 18 offensive rebounds. It was the first time since Dec. 13 (seven games) that the Wildcats were outrebounded, and the team entered Saturday's game with a rebound margin of +9.4.

Thornwell's 14 points would lead the team, and every Gamecock in the nine-man rotation scored at least two points.

GAME 18



Official Basketball Box Score - Game Totals - Final Statistics
Kentucky vs South Carolina
 1/24/14 12 p.m. ET at Columbia, S.C. (Colonial Life Arena)

Kentucky 58 • 19-0, 6-0 SEC

##	Player	Total		3-Ptr		Rebounds		PF	TP	A TO	Bk	Stl	Min
		FG-FGA	FT-FTA	FG-FGA	FT-FTA	Off	Def						
12	Karl-Anthony Towns	2-3	0-0	0-2	0	1	2	4	0	2	0	0	12
15	Willie Cauley-Stein	1-1	0-0	0-0	0	4	4	3	2	1	0	1	20
41	Trey Lyles	2-3	0-0	3-4	1	1	2	1	7	1	3	0	22
02	Aaron Harrison	4-11	1-4	4-6	0	4	4	3	13	0	0	1	34
05	Andrew Harrison	1-5	0-0	2-3	0	1	1	4	2	2	0	0	27
00	Marcus Lee	0-0	0-0	1-2	0	2	2	3	1	0	4	0	13
01	Devin Booker	6-9	2-4	4-4	0	1	1	2	18	0	0	0	26
03	Tyler Ulis	1-4	0-1	4-4	0	3	3	1	6	0	1	1	20
44	Dakari Johnson	1-3	0-0	1-2	1	5	6	1	3	0	1	1	26
	Team				1	3	4						
	Totals	18-39	3-9	19-27	3	25	28	17	58	10	8	9	8

FG % 1st Half: 12-25 48.0% 2nd half: 6-14 42.9% Game: 18-39 46.2% Deadball Rebounds 4.1
 3FG % 1st Half: 2-6 33.3% 2nd half: 1-3 33.3% Game: 3-9 33.3%
 FT % 1st Half: 8-15 53.3% 2nd half: 11-12 91.7% Game: 19-27 70.4%

South Carolina 43 • 10-8, 1-5 SEC

##	Player	Total		3-Ptr		Rebounds		PF	TP	A TO	Bk	Stl	Min
		FG-FGA	FT-FTA	FG-FGA	FT-FTA	Off	Def						
21	HENRY, Demetrius	1-4	0-0	1-2	3	3	6	3	3	0	0	1	24
24	CARRERA, Michael	2-8	0-1	3-4	5	4	9	3	7	0	2	0	22
00	THORNWELL, Sindarius	3-11	2-4	6-8	1	6	7	14	2	3	0	0	37
04	JOHNSON, Tyrone	2-8	0-1	1-1	0	1	1	5	1	0	0	0	26
00	NOTICE, Duane	0-5	0-0	2-2	1	2	2	2	0	1	0	0	19
01	STROMAN, Marcus	1-7	0-1	3-4	1	1	2	2	5	2	1	1	26
14	CHATKEVICIUS, L	1-4	0-0	0-0	2	2	3	2	0	1	0	0	15
20	MCKIE, Justin	1-2	1-1	0-0	1	1	2	2	3	0	0	0	14
25	KACINAS, Mindaugas	1-4	0-1	0-0	2	1	3	1	2	0	0	0	17
	Team				4	2	6						
	Totals	12-53	3-10	16-21	18	22	40	20	43	5	12	2	3

FG % 1st Half: 8-30 26.7% 2nd half: 4-23 17.4% Game: 12-53 22.6% Deadball Rebounds 2
 3FG % 1st Half: 1-3 33.3% 2nd half: 2-7 28.6% Game: 3-10 30.0%
 FT % 1st Half: 7-9 77.8% 2nd half: 9-12 75.0% Game: 16-21 76.2%

Officials: Tony Greene, Jim Burr, Ron Groover
 Technical fouls: Kentucky-None, South Carolina-None.
 Attendance: 18000

Score by periods	1st	2nd	Total
Kentucky	34	24	58
South Carolina	24	19	43

Last FG - UK 2nd-01:16, SC 2nd-00:16.
 Largest lead - UK by 18 2nd-01:16, SC by 2 1st-19:37.
 UK led for 34:51. SC led for 04:02. Game was tied for 01:22.

GAME #25 - GEORGIA - 1-5 DAILY, FEB. 17, 2015 - GAMECOCK BASKETBALL

GAME #19 - LSU 64, SOUTH CAROLINA 58
JAN. 28, 2015/MARAVICH CENTER/BATON ROUGE, LA.

BATON ROUGE, La. - The Carolina men's basketball team's recent offensive struggles continued on the road Wednesday night, as a strong interior defense from LSU would be the difference in a 64-58 loss. It is the third straight road loss for the Gamecocks, and drops its overall record to 10-9 and 1-6 in the SEC while the Tigers move to 16-4 and 5-2 in the conference.

The first half was competitive throughout despite a lengthy scoring drought from Carolina. Sindarius Thornwell scored seven of the team's first nine points in the game. The teams traded baskets at a healthy clip through the first seven minutes, but slowed towards the midway point of the half.

Marcus Stroman gave the Gamecocks a 15-13 lead with 13:52 to play, but the team would go the next six minutes without a point. The Tigers would not take full advantage, scoring just seven points themselves in the same stretch thanks to Carolina's effort on defense and on the glass. Michael Carrera would sink a free throw to snap the streak, and after missing his second try an offensive rebound would find Tyrone Johnson. The senior spotted up from 3 and sank his first of the game.

The Gamecocks would make 5-of-11 shots after the cold streak to close out the half, while holding LSU to just one make on nine attempts in the final six minutes to trail by just 29-28 at the break. Duane Notice would take over the scoring duties from Thornwell and led the team with nine points in the half.

The first five points out of halftime would be scored by Carolina, including a three from Michael Carrera. Owing a 43-39 lead with 13 minutes to play, the Gamecocks would fall victim to a 7-0 run by LSU and gave up the lead. It would counter with three straight baskets in the paint for Mindaugas Kacinas to retake the lead with eight minutes to play.

The Tigers would take a brief 52-51 lead, but a layup and another 3 from Carrera gave the Gamecocks the four-point lead. Bolstered by a tough interior defense, LSU would mount one final run to close out the game.

The hosts went on a 12-2 run over the final 2:45 to earn the win, and blocked four shots in the final 30 seconds to keep the Gamecocks from taking the road win, including two that would have either tied the game or put Carolina ahead. LSU made each of its final three field goal attempts in the game, and converted 5-of-6 free throws in the final 20 seconds.

GAME #19



Official Basketball Box Score - Game Totals - Final Statistics
South Carolina vs LSU
 01/28/15 6:02 p.m. ET at Baton Rouge, La. (Maravich Center)

South Carolina 58 • 10-9 (1-6 SEC)

##	Player	Total		3-Ptr		Rebounds		PF	TP	A TO	Bk	Stl	Min
		FG-FGA	FT-FTA	FG-FGA	FT-FTA	Off	Def						
14	CHATKEVICIUS, L.	3-6	0-0	0-0	2	2	4	6	2	2	2	1	20
24	CARRERA, Michael	3-6	2-3	1-2	4	6	10	3	9	0	3	2	38
00	THORNWELL, Sindarius	2-11	1-3	6-6	5	4	9	1	11	4	1	0	26
04	JOHNSON, Tyrone	3-9	2-5	2-2	1	4	5	2	10	1	1	0	30
10	NOTICE, Duane	5-18	2-7	0-1	1	0	1	0	12	3	3	0	36
01	STROMAN, Marcus	1-3	0-1	0-1	1	2	3	4	2	1	2	1	15
12	SHEPPARD, Shamiek	1-5	0-0	2-2	2	0	2	1	2	0	1	1	14
25	KACINAS, Mindaugas	3-3	0-0	0-2	1	2	3	2	6	0	1	1	19
35	STEELE, Brian	0-0	0-0	0-0	0	0	0	0	0	0	0	0	2
	Team				2	1	3						
	Totals	21-61	7-19	9-15	19	21	40	17	58	11	15	7	6

FG % 1st Half: 9-32 28.1% 2nd half: 12-29 41.4% Game: 21-61 34.4% Deadball Rebounds 2
 3FG % 1st Half: 3-12 25.0% 2nd half: 4-7 57.1% Game: 7-19 36.8%
 FT % 1st Half: 7-11 63.6% 2nd half: 2-4 50.0% Game: 9-15 60.0%

LSU 64 • 16-4 (5-2 SEC)

##	Player	Total		3-Ptr		Rebounds		PF	TP	A TO	Bk	Stl	Min
		FG-FGA	FT-FTA	FG-FGA	FT-FTA	Off	Def						
01	MARTIN, Jarell	3-8	1-2	3-4	1	10	11	2	10	3	3	6	39
21	MALONE, Darcy	1-1	0-0	0-0	0	0	0	4	2	1	0	0	18
25	MICKEY, Jordan	5-10	0-1	4-4	5	1	6	2	14	1	2	6	32
04	HORNBY, Keith	6-12	2-4	1-2	0	4	4	15	2	3	1	2	38
05	GRAY, Josh	2-6	1-3	2-4	0	3	3	2	7	3	2	0	32
01	EPPS, Aaron	1-1	0-0	0-0	2	2	1	0	0	0	0	0	7
55	QUARTERMAN, Tim	5-10	1-4	5-5	0	5	5	16	3	3	0	3	34
	Team				1	0	1						
	Totals	22-48	5-14	15-19	7	25	32	13	64	13	14	13	7

FG % 1st Half: 10-26 38.5% 2nd half: 12-22 54.5% Game: 22-48 45.8% Deadball Rebounds 2
 3FG % 1st Half: 1-5 20.0% 2nd half: 4-9 44.4% Game: 5-14 35.7%
 FT % 1st Half: 8-11 72.7% 2nd half: 7-8 87.5% Game: 15-19 78.9%

Officials: Joe DeRosa, Rick Hartzell, Brian Shey
 Technical fouls: South Carolina-None, LSU-None.
 Attendance: 9518

Score by periods	1st	2nd	Total
South Carolina	28	30	58
LSU	29	35	64

Last FG - SC 2nd-01:40, LSU 2nd-01:09.
 Largest lead - SC by 6 2nd-15:20, LSU by 6 2nd-00:02.
 SC led for 15:59. LSU led for 20:20. Game was tied for 01:41.

GAME #20 - SOUTH CAROLINA 67, GEORGIA 50
JAN. 31, 2015/COLONIAL LIFE ARENA

COLUMBIA, S.C. - The South Carolina men's basketball team held Georgia to a season-low 22 percent shooting on its way to claiming a 67-50 victory on Saturday afternoon at Colonial Life Arena.

With the win, the Gamecocks improve to 11-9 on the season and 2-6 in SEC play and snap a five-game Georgia winning streak in the series. The Bulldogs drop to 14-6 overall and 5-3 in league play.

Carolina shut down a Bulldog offense that came into the game ranked fifth in the SEC scoring offense (72.3 points per game) and was shooting 45.9 percent from the field on the season. The Gamecocks held Georgia to just 11 made field goals (11-of-50), including only four in the second half. Carolina also made the most of 11 Georgia turnovers, matching a season-high with 25 points off of those turnovers.

The Gamecocks shot 40 percent from the field (22-of-55) and knocked down 17-of-21 free throw attempts on the afternoon. Junior forward Laimonas Chatkevicius paced four Gamecocks in double figures with 12 points and also had four rebounds and three blocks. Sophomore guard Duane Notice added 11 points, five rebounds and three assists, while sophomore guard Sindarius Thornwell and senior guard Tyrone Johnson each finished with 10 points and five rebounds. Thornwell also dished out four assists and collected three steals. Junior forward Michael Carrera pitched in eight points and led Carolina in rebounding for the fourth straight game with nine.

Sophomore guard J.J. Frazier and junior guard Charles Mann combined to score 30 of Georgia's 50 points. Frazier led the way with 16, while Mann contributed 14.

The teams traded 3-pointers to open the contest. After Georgia's Nemanja Djurjic drained a three to give the Bulldogs a 3-0 lead, Notice answered with a 3-pointer at the other end to knot the game at 3-3. Frazier then sank Georgia's second three of the game to give the Bulldogs a 6-3 lead at the 17:43 mark.

However, Carrera pulled up at the other end to sink a jumper and spark a 10-0 Carolina run that put the Gamecocks in front 13-6 with 13:19 left in the half. Georgia scrapped back to trim Carolina's lead to 15-14 after a basket by Houston Kessler, but the Gamecocks responded with another run, this time a 16-2 spurt, to build their biggest lead of the half. Carrera threw down an ally oop from Thornwell to give Carolina a 30-16 advantage and then capped the run by sinking the first of two free throws to give the Gamecocks a 31-16 lead with 2:28 remaining.

The Bulldogs closed out the half on an 8-2 run, as Carolina went into the locker room leading 33-24. The 24 points were the second fewest in the first half from Georgia this season, as the Gamecocks held the Bulldogs to 28 percent shooting (7-of-25). Carolina scored at a 42.9 percent clip (12-of-28), including seven points from Chatkevicius.

Notice got the Gamecocks off to a strong start in the second half as he made a 3-pointer and converted a three-point play to push Carolina's lead to 39-24.

Georgia then used a 12-5 run to cut the Gamecocks' lead to 44-36 after a pair of made free throws by Mann at the 11:02 mark. However, the Bulldogs were assessed a technical foul a little more than a minute later, and the Gamecocks turned it into a five-point swing. Johnson made both technical free throws. Carrera then made one free throw and missed the second, but Thornwell gathered the offense rebound, and Chatkevicius sank a jumper to extend the Gamecocks' lead to 49-36. The Bulldogs didn't pull closer than 10 points the rest of the way.

GAME #20



Official Basketball Box Score - Game Totals - Final Statistics
Georgia vs South Carolina
 1/31/15 4 p.m. ET at Columbia, S.C. (Colonial Life Arena)

Georgia 50 • 14-6, 5-3 SEC

##	Player	Total		3-Ptr		Rebounds		PF	TP	A TO	Bk	Stl	Min
		FG-FGA	FT-FTA	FG-FGA	FT-FTA	Off	Def						
42	Djurjic, Nemanja	2-7	1-1	2-2	1	2	3	4	7	0	2	0	33
01	Matten, Yante	1-5	0-0	1-2	2	4	6	5	3	0	2	1	18
04	Mann, Charles	3-10	0-1	8-11	2	5	7	3	14	2	2	0	30
12	Gaines, Kenny	2-12	1-6	2-2	2	5	7	0	7	0	3	0	31
30	Frazier, J.J.	2-6	1-3	11-13	0	4	4	16	3	1	0	1	32
10	Echols, Taylor	0-											

GAME #21 - ARKANSAS 75, SOUTH CAROLINA 55
FEB. 3, 2015/BUD WALTON ARENA/FAYETTEVILLE, ARK.

FAYETTEVILLE, Ark. - An undermanned Gamecocks (11-10, 2-7 SEC) squad went toe-to-toe with Arkansas (17-5, 6-3) Tuesday night at Bud Walton Arena, ultimately falling 75-55. Injuries left the team with just nine healthy players, but the team fought through the adversity to take an early lead before fading in the second half to the fast-paced Hogs.

Both teams found their offense sputtering at times to start the half, with the Razorback opening with a 6-0 start after four missed field goals and four turnovers on its first six possessions for Carolina. The Gamecocks would answer back, though, as Arkansas would miss its next ten shots and went without a field goal for almost six minutes. Carolina went on a 10-0 run in that span to take their first lead of the night, with four pieces coming from Marcus Stroman and Mindaugas Kacinas.

They would lead by as much as six points before the Hogs went on an extended run of their own. Starting down 16-10, the home side outscored Carolina 18-3 in a span of five minutes to climb ahead 28-19. It would carry a 35-28 lead into the halftime break.

The first 20 minutes saw poor offensive numbers on both ends, with Arkansas hitting on 35 percent from the field and Carolina 32 percent. The biggest factor for the halftime deficit would be turnovers, with the Razorbacks owning a plus-nine margin in the category and outscoring the Gamecocks 13-0 in points off turnovers.

Foul trouble would cut into the already thin lineup, as Tyrone Johnson picked up three fouls within the first 90 seconds of action and sat with four fouls for most of the half. Stroman stepped up strong in the senior's absence, putting together his best game of the conference season with ten points, six assists and four rebounds.

Sindarius Thornwell and Laimonas Chatkevicius also had to negotiate around three early fouls, and Thornwell had just 11 minutes of action before checking in with 16 minutes to play. He would be strong in his return to action, as he led the team with 10 points in the second half alone, but the Gamecocks made just two field goals in the final 11 minutes of the game and scored two points in the final six minutes as the Razorbacks cruised to the win.

GAME #22 - VANDERBILT 65, SOUTH CAROLINA 50
FEB. 7, 2015/MEMORIAL GYM/NASHVILLE, TENN.

NASHVILLE, Tenn. - A pair of big second-half runs allowed Vanderbilt (13-10, 3-7 SEC) to overcome a halftime deficit to take down Carolina (11-11, 2-8) 65-50. Sindarius Thornwell and Duane Notice each scored in double figures to lead the Gamecocks.

The Commodores started the game with a 6-0 advantage after the Gamecocks missed three field goals and three turnovers in the first five minutes of action. The fortunes would be shifted at the mid-way point in the half, when Carolina's defense held Vanderbilt without a point for a six-minute stretch to take its first lead of the day.

Trailing 13-7 with 11:25 to play, an 8-0 run by the Gamecocks put them ahead, with Mindaugas Kacinas putting the bow on the run with his second field goal of the game. The scoring was balanced for Carolina throughout the first half, with seven different players with at least one field goal made.

Vanderbilt would take a brief 19-18 lead, but the Gamecocks finished the final three minutes with an 8-3 burst to take a 26-22 lead into halftime. Brian Steele was the catalyst, hitting a pair of 3-pointers in that stretch.

The hot finish to the half would not stay in the locker room for Carolina. It would make its first four field goals to start and built a 36-25 lead with 18 minutes to play. Both teams would hit a scoring drought simultaneously after that, benefitting the Gamecocks. They would lead by double digits for most of the first ten minutes of the half, led by five points from Thornwell and Notice in that stretch alone.

It would be a second scoreless stretch for Carolina that would be the difference in the game, as it went 5:20 without a point, allowing the home side to embark on a 18-0 run to turn a 43-31 Gamecock lead into a 49-43 game with seven minutes still to go. Notice's absence due to foul trouble was felt hard as the Gamecocks held a 10-point lead before he picked up his fourth foul. By the time he re-entered, Vanderbilt held a 50-46 lead.

While the scoring drought would end momentarily, the 'Dores were able to maintain a two-possession lead for the rest of the game. It closed the contest out with a 10-0 run in the final four minutes for the final 15-point advantage. They relied on a strong rebounding effort to create extra possessions and limited Carolina to just four offensive rebounds, the fewest in any game this season.

GAME #23 - SOUTH CAROLINA 65, MISSOURI 60
FEB. 10, 2015/COLONIAL LIFE ARENA

COLUMBIA, S.C. - The Gamecocks reversed their fortune in late-game situations Tuesday night, making all eight of their shots (six free throws, two field goals) in the final three minutes to host off Missouri (7-17, 1-10 SEC) in a 65-60 win. Playing with a shortened roster of guards with the absence of Justin McKie and Marcus Stroman, Carolina (12-11, 3-8) used 32 bench points to keep the Tigers from completing the comeback.

The Tigers would score the first basket of the game, but Carolina would score the game's next 10 points to force a timeout with 14:18 still to play. Missouri would have a six-minute scoring drought after its initial basket, broken only by a pair of free throws at the 12:50 mark.

Though it would have more turnovers than field goals made through the first ten minutes of the game, Missouri would trail by just two, 14-12, with plenty of time left to play. The Gamecocks would open up a two-possession lead soon after thanks to Duane Notice's third 3-pointer of the night. The sophomore had not made three from deep in a game since a Dec. 19 matchup with Clemson.

Missouri's offense heated up to help it hang around as the half winded down. It would make five straight field goals to make it a 22-19 with eight minutes still to play. The Gamecocks were just 2-of-9 in that same stretch, but were able to maintain the lead until the Tigers knotted it up at 26 with 4:38 to go. Carolina made the next two baskets to break the deadlock, but went scoreless for the final three minutes of the half to head to the break tied at 30.

A 1-of-7 start from the field in the first five minutes of the second half for Carolina would give Missouri a 34-32 lead, but an 8-0 run gave the Gamecocks the advantage for good with 13:38 to play. The run was fueled by tremendous hustle from Michael Carrera, who had a pair of key offensive rebounds that led to second-chance baskets.

Though the visitors would never be far behind, the Gamecocks were able to stay ahead thanks to key baskets from Brian Steele and Sindarius Thornwell. Steele would hit a 3 to give Carolina a 43-37 lead with 12 minutes still to play, and the former walk-on finished with eight important points all in the final 20 minutes to tie his career high.

The lead would grow as large as 10 points, but it would not last long as Missouri quickly cut it to five points, 52-47 after forcing turnovers on three straight possessions. Tyrone Johnson's two free throws broke a three-minute scoring drought and moved the lead to seven.

Thornwell would hit his biggest basket of the night with 2:24 to play, as the Tigers snuck within three, 54-51. His 3 moved the Gamecocks ahead by two possessions, and was even bigger after the Tigers hit a basket on their next possession.

Missouri finished with back-to-back 3s in the final 15 seconds, but six straight free throws made would ensure the Gamecocks would comfortably leave with their second straight home win of the conference season.

GAME #21

Official Basketball Box Score - Game Totals - Final Statistics
South Carolina vs Arkansas
 02/03/15 8:05 p.m. at Fayetteville, Ark. (Bud Walton Arena)

South Carolina 55 • 11-10, 2-7 SEC

#	Player	Total			3-Ptr			Rebounds			PF	TP	A	T	Blk	Stl	Min
		FG	FGA	FT	FTA	Off	Def	Total									
14	CHATKEVICIUS, L	3	11	0	1	5	6	4	6	0	2	3	0	2	3	0	24
4	CARRERA, Michael	1	4	0	1	2	2	7	9	0	4	0	3	1	0	21	
00	THORNWELL, Sindarius	4	9	3	4	5	3	0	3	16	0	3	0	2	2	27	
04	JOHNSON, Tyrone	2	5	2	4	1	0	1	4	7	1	3	0	0	0	24	
10	NOTTICE, Duane	2	10	0	5	1	4	5	1	5	3	4	0	0	0	32	
01	STROMAN, Marcus	3	9	0	3	4	5	1	3	4	10	6	4	0	0	28	
15	THEUS JR., Reggie	0	0	0	0	0	1	0	0	0	0	0	0	0	0	2	
25	KACINAS, Mindaugas	2	8	0	1	2	3	7	10	5	0	1	2	1	2	22	
35	STEELE, Brian	0	5	0	5	2	0	2	2	2	1	0	0	1	0	20	
	Team																
	Totals	17	61	5	24	16	24	17	31	48	22	55	11	6	4	200	

FG % 1st Half: 9-28 32.1% 2nd Half: 8-33 24.2% Game: 17-61 27.9%
 3FG % 1st Half: 4-11 36.4% 2nd Half: 1-13 7.7% Game: 5-24 20.8%
 FT % 1st Half: 6-9 66.7% 2nd Half: 1-15 6.7% Game: 16-24 66.7%

Arkansas 75 • 17-5, 6-3 SEC

#	Player	Total			3-Ptr			Rebounds			PF	TP	A	T	Blk	Stl	Min
		FG	FGA	FT	FTA	Off	Def	Total									
02	Harris, Alandise	3	6	0	0	1	2	1	3	4	2	7	3	1	2	1	25
10	Portis, Bobby	7	13	0	4	4	3	10	13	1	18	2	0	3	2	27	
00	Madden, Rashad	3	5	1	2	0	3	1	9	5	2	0	0	0	0	27	
05	Bell, Anthon	2	6	0	2	2	0	1	2	6	2	1	0	0	0	21	
1	Beard, Anton	2	8	1	2	3	2	4	3	7	1	2	0	1	0	30	
01	Thompson, Trey	0	0	0	0	0	0	0	0	0	0	0	1	0	0	3	
04	Durham, Jabril	0	2	0	0	0	0	0	0	1	0	0	0	0	0	4	
14	Babb, Nick	0	2	0	0	0	1	1	1	0	0	0	0	0	0	2	
2	Watkins, Manuele	2	3	0	0	2	3	2	4	1	0	0	1	0	0	11	
22	Williams, Jacobrey	3	5	0	1	2	4	2	7	0	0	2	1	1	1	14	
24	Qualls, Michael	3	14	0	3	5	6	4	9	11	0	3	0	1	0	24	
33	Kingsley, Moses	3	7	0	0	1	1	3	6	0	0	0	0	0	0	11	
55	Miles, Keaton	0	0	0	0	0	0	0	0	0	0	0	0	0	0	1	
	Team																
	Totals	28	71	2	13	17	22	15	31	46	21	75	14	9	8	7	200

FG % 1st Half: 13-37 35.1% 2nd Half: 15-34 44.1% Game: 28-71 39.4%
 3FG % 1st Half: 2-7 28.6% 2nd Half: 0-6 0.0% Game: 2-13 15.4%
 FT % 1st Half: 7-10 70.0% 2nd Half: 10-12 83.3% Game: 17-22 77.3%

Officials: Gerry Pollard (R), Jamie Luckie, Lamar Simpson
 Technical fouls: South Carolina-None. Arkansas-None.
 Attendance: 14846
 Estimated Actual Attendance: 10,019
 Fouled out: South Carolina #25, Kacinas (3:10)

Score by periods	1st	2nd	Total
South Carolina	28	27	55
Arkansas	35	40	75

	In	Off	2nd	Fast
Points	22	1	8	7
Paint	38	21	16	14
T/O	3	1	3	1
Chance	16	11	4	2
Break	11	7	3	6
Bench	17	17	17	17

Score tied - 3 times.
 Lead changed - 2 times.

GAME #22

Official Basketball Box Score - Game Totals - Final Statistics
South Carolina vs Vanderbilt
 02/07/15 3 p.m. at Nashville, Tenn. (Memorial Gym)

South Carolina 50 • 11-11, 2-8 SEC

#	Player	Total			3-Ptr			Rebounds			PF	TP	A	T	Blk	Stl	Min
		FG	FGA	FT	FTA	Off	Def	Total									
14	CHATKEVICIUS, L	1	7	0	0	0	3	1	2	0	1	1	1	1	0	20	
4	CARRERA, Michael	1	2	0	1	1	2	2	5	0	1	0	1	0	1	10	
00	THORNWELL, Sindarius	3	7	1	5	6	0	0	4	12	2	2	0	0	0	31	
04	JOHNSON, Tyrone	2	3	0	2	2	2	1	6	3	0	0	0	0	0	32	
10	NOTTICE, Duane	4	6	2	3	0	0	1	4	10	0	1	0	0	0	23	
01	STROMAN, Marcus	1	3	0	1	2	0	1	4	3	5	1	0	1	0	22	
21	HENRY, Demetrius	1	2	0	0	0	1	1	3	2	0	0	1	0	0	21	
25	KACINAS, Mindaugas	2	4	0	1	3	4	1	4	0	1	0	0	0	0	26	
35	STEELE, Brian	2	4	2	3	0	0	1	1	4	6	0	1	0	0	15	
	Team																
	Totals	17	43	5	19	11	13	4	16	20	23	50	10	12	1	4	200

FG % 1st Half: 10-21 47.6% 2nd Half: 7-22 31.8% Game: 17-43 39.5%
 3FG % 1st Half: 3-10 30.0% 2nd Half: 2-9 22.2% Game: 5-19 26.3%
 FT % 1st Half: 3-4 75.0% 2nd Half: 8-9 88.9% Game: 11-13 84.6%

Vanderbilt 65 • 13-10, 3-7 SEC

#	Player	Total			3-Ptr			Rebounds			PF	TP	A	T	Blk	Stl	Min
		FG	FGA	FT	FTA	Off	Def	Total									
11	SHAKAM, James	0	2	0	0	0	5	7	3	3	1	0	0	0	0	33	
35	STAGAN, Jeff	5	7	0	0	6	5	10	1	16	0	2	2	2	0	30	
0	JONES, Damian	4	5	0	0	1	1	1	2	3	9	1	2	1	0	24	
04	BALDWIN IV, Wade	3	4	1	2	5	7	3	3	12	2	1	0	2	25		
13	LACHANCE, Riley	6	16	3	9	4	4	0	3	0	19	2	3	0	3	39	
03	KORNET, Luke	1	5	1	4	2	2	1	3	1	5	4	2	0	1	25	
05	FISHER-DAVIS, Matthe	0	3	0	2	1	2	3	1	1	1	0	0	0	0	11	
10	WATKINS, Nathan	0	0	0	0	0	0	0	0	0	0	0	0	0	0	0	
12	MCGLOTHLIN, Phillip	0	0	0	0	0	0	0	0	0	0	0	0	0	0	0	
14	JOSEPHS, Carter	0	0	0	0	0	0	1	2	0	4	0	0	0	0	13	
34	MOATS, Shelby	0	0	0	0	0	0	0	0	0	0	0	0	0	0	0	
00	HENDERSON, Josh	0	0	0	0	0	0	0	0	0	0	0	0	0	0	0	
	Team																
	Totals	19	42	5	17	22	29	10	23	33	14	65	15	10	3	8	200

FG % 1st Half: 8-21 38.1% 2nd Half: 11-21 52.4% Game: 19-42 45.2%
 3FG % 1st Half: 1-7 14.3% 2nd Half: 4-10 40.0% Game: 5-17 29.4%
 FT % 1st Half: 5-8 62.5% 2nd Half: 17-21 81.0% Game: 22-29 75.9%

Officials: John Hampton, Tony Henderson, Tim Gattis
 Technical fouls: South Carolina-None. Vanderbilt-None.
 Attendance: 9259

Score by periods	1st	2nd	Total
South Carolina	26	24	50
Vanderbilt	22	43	65

	In	Off	2nd	Fast
--	----	-----	-----	------

**GAME #24 - NO. 1 KENTUCKY 77, SOUTH CAROLINA 43
FEB. 14, 2015/RUPP ARENA/LEXINGTON, KY.**

LEXINGTON, Ky. - The Gamecock men's basketball team ran into a hor-shooting Kentucky side, and the No. 1-ranked Wildcats led wire-to-wire in a 77-43 win. Sindarius Thornwell led Carolina 12-12, 3-9 SEC) in scoring with 20 points, but Kentucky (25-0, 12-0) dominated the paint on both ends of the floor to remain undefeated on the year.

An early dry spell from the field would put the Gamecocks behind, with a six-minute, 30-second stretch without a field goal. Tyrone Johnson opened the team's scoring with a basket for a 4-2 deficit, but the team's next make would not come until a 3-pointer from Demetrius Henry with 11:24 to play and the Wildcats up 18-3. The basket was Henry's first-ever make from deep.

The Wildcats were strong in the paint for the opening 20 minutes, hitting 60 percent of its two-point field goal attempts (15-25). They would finish with 24 points in the paint for the first half and held Carolina to just four. The home side carried a 43-18 lead into the halftime break.

Though it would not score as efficiently as it had in the first half, Kentucky's defense would continue to harass the Gamecocks. Though they would only turn the ball over nine times, four fewer than Kentucky, the sizable height disadvantage ensured that every shot taken would come under duress.

Thornwell would score 14 of his 20 in just 15 minutes of the second half, despite playing for much of it with four fouls. Kentucky would only outscore the Gamecocks 34-25 in the final 20 minutes, but for the afternoon, the Wildcats held a 34-16 advantage in points in the paint and shot 50 percent overall.

GAME 24



Official Basketball Box Score - Game Totals - Final Statistics
South Carolina vs Kentucky
02/14/15 2:00 pm at Rupp Arena - Lexington, Ky.

South Carolina 43 • 12-12, 3-9

#	Player	Total			3-Ptr			Rebounds			PF	TP	A	TO	Blk	Stl	Min
		FG	FGA	FT	FTA	Off	Def	Tot									
14	CHATKEVICIUS, L.	1	3	1	2	0	0	0	0	0	5	3	0	0	1	0	14
24	CARRERA, Michael	0	4	0	2	0	0	2	3	5	1	0	0	0	1	0	28
00	THORNWELL, Sindarius	5	17	1	4	9	11	1	4	5	4	20	0	4	0	2	34
04	JOHNSON, Tyrone	1	6	0	1	0	0	3	1	4	3	2	1	4	0	0	26
10	NOTICE, Duane	2	12	0	5	2	2	0	0	0	2	6	2	0	0	0	35
12	SHEPPARD, Shamiek	0	1	0	0	0	0	0	0	0	1	0	0	0	0	0	3
15	THEUS JR., Reggie	0	0	0	0	0	0	0	0	0	0	0	0	0	0	0	1
20	MCKIE, Justin	0	1	0	1	0	0	0	1	1	1	0	0	0	0	0	5
21	HENRY, Demetrius	2	2	1	1	0	0	0	0	0	2	5	0	0	0	0	13
25	KACINAS, Mindaugas	1	5	0	2	3	4	2	2	4	0	5	0	1	0	1	24
35	STEELE, Brian	1	4	0	2	0	0	0	0	0	2	2	0	0	0	0	17
	Team							2	0	2							
	Totals	13	55	3	20	14	17	10	11	21	21	43	3	9	2	3	200

FG % 1st Half: 5-24 20.8% 2nd half: 8-31 25.8% Game: 13-55 23.6% Deadball Rebounds 3.1
3FG % 1st Half: 2-12 16.7% 2nd half: 1-8 12.5% Game: 3-20 15.0%
FT % 1st Half: 6-8 75.0% 2nd half: 8-9 88.9% Game: 14-17 82.4%

Kentucky 77 • 25-0, 12-0

#	Player	Total			3-Ptr			Rebounds			PF	TP	A	TO	Blk	Stl	Min
		FG	FGA	FT	FTA	Off	Def	Tot									
12	Karl-Anthony Towns	3	3	0	0	3	4	1	3	4	3	9	0	2	1	0	17
15	Willie Cauley-Stein	6	10	0	0	2	4	3	4	7	2	14	0	0	0	2	22
41	Trey Lyles	3	5	0	2	2	2	3	1	4	2	8	0	0	0	0	21
02	Aaron Harrison	4	8	1	4	2	2	0	0	0	0	11	2	0	0	0	23
05	Andrew Harrison	2	8	1	3	4	4	0	4	4	2	9	6	3	1	0	25
00	Marcus Lee	2	4	0	0	0	1	3	4	2	4	3	0	2	0	0	19
01	Devin Booker	3	5	2	2	1	2	1	3	4	0	9	1	2	0	0	20
03	Tyler Ulis	0	3	0	2	0	0	1	2	3	1	0	3	1	0	0	22
24	EJ Floreal	0	0	0	0	0	0	0	0	0	0	0	0	0	0	0	2
25	Dominique Hawkins	1	1	1	1	0	0	0	0	0	1	3	0	0	0	0	4
35	Derek Willis	0	0	0	0	0	0	0	0	0	1	0	1	1	0	0	4
44	Dakari Johnson	3	7	0	0	4	4	4	9	13	1	10	1	4	2	0	21
	Team							1	1	2							
	Totals	27	54	5	14	18	24	15	30	45	15	77	17	13	6	2	200

FG % 1st Half: 17-30 56.7% 2nd half: 10-24 41.7% Game: 27-54 50.0% Deadball Rebounds 6.2
3FG % 1st Half: 2-5 40.0% 2nd half: 3-9 33.3% Game: 5-14 35.7%
FT % 1st Half: 7-8 87.5% 2nd half: 11-16 68.8% Game: 18-24 75.0%

Officials: Mark Whitehead, Terry Moore, Olandis Poole
Technical fouls: South Carolina-None, Kentucky-None.
Attendance: 24305

Score by periods	1st	2nd	Total
South Carolina	18	25	43
Kentucky	43	34	77

Points	In	Off	2nd	Fast	Bench
Paint	T/O	Chance	Break		
SC	16	10	3	0	12
UK	34	12	14	4	26

Last FG - SC 2nd-00:14, UK 2nd-00:35.
Largest lead - SC None, UK by 39 2nd-04:27.
SC led for 00:00, UK led for 39:43, Game was tied for 00:17.

Score tied - 0 times.
Lead changed - 0 times.



#4 - TYRONE JOHNSON

SENIOR | GUARD | 6'3" | 195 | 2 LETTERS

PLAINFIELD, N.J./MONTROSE CHRISTIAN SCHOOL/VILLANOVA

SEASON NOTABLES

- Tallied 23 points on 6-of-11 shooting, including 4-of-6 from 3-point range in exhib. vs. Benedict
- Hit 5-7 shots to lead the team with 12 points against North Florida, adding five rebounds, four assists and no turnovers
- Set a new career high in five different categories against Baylor, including 21 points to lead all scorers
- Matched a career high with four steals against Akron
- Dished out a season-best six assists to go with 12 points in a win over UNC Asheville
- Converted a trio of three-point plays and scored 13 points in a win over Oklahoma State
- Set a new career high with nine assists in a win over Clemson
- Scored 12 points with five assists and three steals against Coker
- Secured a career-high seven rebounds to go with 13 points in a win over No.9 Iowa State
- Recorded his second 20-point game of the season, reaching 20 to lead the team against Florida
- Scored 13 points to lead the team in scoring against Alabama
- Reached double figures in scoring for the seventh-straight game, posting 13 at Auburn in 30 minutes
- Passed out six assists in a win over Missouri, his seventh game with five or more this season

JOHNSON'S SUPERLATIVES

POINTS

Career: 21, vs. Baylor (Nov. 18 2014)
Season: 21, vs. Baylor (Nov. 18 2014)

FIELD GOALS

Career: 9, vs. Baylor (Nov. 18 2014)
Season: 9, vs. Baylor (Nov. 18 2014)

FIELD GOAL ATTEMPTS

Career: 16, vs. Baylor (Nov. 18 2014)
Season: 16, vs. Baylor (Nov. 18 2014)

3-POINT FIELD GOALS

Career: 3, twice, last at Auburn (Jan. 18 2015)
Season: 3, twice, last at Auburn (Jan. 18 2015)

3-POINT FIELD GOAL ATTEMPTS

Career: 9, vs. Baylor (Nov. 18 2014)
Season: 9, vs. Baylor (Nov. 18 2014)

FREE THROWS

Career: 9, vs. Florida (Jan. 7, 2015)
Season: 9, vs. Florida (Jan. 7, 2015)

FREE THROW ATTEMPTS

Career: 11, vs. Manhattan (Dec. 17, 2013)
Season: 9, vs. Florida (Jan. 7, 2015)

REBOUNDS

Career: 7, vs. Iowa State (Jan. 3, 2015)
Season: 7, vs. Iowa State (Jan. 3, 2015)

ASSISTS

Career: 9, vs. Clemson (Dec. 19, 2014)
Season: 9, vs. Clemson (Dec. 19, 2014)

BLOCKS

Career: 1, 7x, last vs. Iowa State (Jan. 3, 2015)
Season: 1, 4x, last vs. Iowa State (Jan. 3, 2015)

STEALS

Career: 4, twice, last vs. Akron (Nov. 23, 2014)
Season: 4, vs. Akron (Nov. 23, 2014)

MINUTES PLAYED

Career: 41, vs. UCONN (Feb. 20, 2012)
Season: 37, vs. Baylor (Nov. 18 2014)

2014-15

Opponent	Date	GS	Min	FG-FGA	Pct	3FG-FGA	Pct	FFFTA	Pct	Off	Def	Tot	Avg	PF	FO	A	TO	Blk	Stl	Pts	Avg
North Florida	11/14/14	*	28	5-7	.714	0-0	.000	2-3	.667	0	5	5	5.0	0	0	4	0	0	1	12	12.0
Baylor	11/18/14	*	37	9-16	.563	3-9	.333	0-0	.000	0	1	1	3.0	2	0	2	3	1	0	21	16.5
vs. Cornell	11/20/14	*	25	2-7	.286	1-3	.333	2-2	1.000	0	3	3	4.0	2	0	5	2	1	2	7	13.3
vs. Charlotte	11/21/14	*	18	0-4	.000	0-0	.000	0-0	.000	0	0	0	2.3	2	0	1	1	0	1	0	10.0
vs. Akron	11/23/14	*	23	2-8	.250	0-1	.000	3-5	.600	1	3	4	2.6	4	0	2	2	0	4	7	9.4
UNC Asheville	11/26/14	*	29	3-7	.429	1-3	.333	5-7	.714	1	3	4	2.8	1	0	6	3	1	1	12	9.8
at Marshall	12/1/14	*	20	0-5	.000	0-1	.000	1-2	.500	1	1	2	2.7	3	0	3	0	0	1	0	8.6
Oklahoma State	12/6/14	*	24	5-9	.556	0-3	.000	3-3	1.000	0	2	2	2.6	4	0	2	2	0	0	13	9.1
Clemson	12/19/14	*	27	1-4	.250	0-2	.000	2-2	1.000	0	1	1	2.4	0	0	9	2	0	2	4	8.6
Coker	12/21/14	*	29	4-7	.571	1-2	.500	3-5	.600	0	3	3	2.5	3	0	5	2	1	3	12	8.9
NA&T	12/30/14	*	30	3-7	.429	0-0	.000	4-4	1.000	0	1	1	2.4	0	0	5	1	0	1	10	9.0
vs. Iowa State	1/3/15	*	35	5-12	.417	1-2	.500	2-2	1.000	1	6	7	2.8	2	0	3	1	1	1	13	9.3
Florida	1/7/15	*	31	5-10	.500	1-2	.500	9-9	1.000	1	4	5	2.9	1	0	3	1	0	1	20	10.2
at Ole Miss	1/10/15	*	36	5-9	.556	1-4	.250	2-2	1.000	0	2	2	2.9	3	0	3	5	0	1	13	10.4
Alabama	1/13/15	*	36	5-12	.417	0-3	.000	3-5	.600	0	3	3	2.9	2	0	2	1	0	2	13	10.5
at Auburn	1/17/15	*	30	4-9	.444	3-4	.750	2-2	1.000	0	3	3	2.9	3	0	4	3	1	2	13	10.7
Tennessee	1/20/15	*	34	2-13	.153	0-3	.000	2-2	1.000	1	3	4	2.9	4	0	6	1	0	2	6	10.4
Kentucky	1/24/15	*	26	2-8	.250	0-1	.000	1-1	1.000	0	1	1	2.8	1	0	1	0	0	0	5	10.1
at LSU	1/28/15	*	30	3-9	.333	2-5	.400	2-2	1.000	1	4	5	2.9	2	0	1	1	0	1	10	10.1
Georgia	1/31/15	*	33	1-5	.200	1-4	.250	8-8	1.000	1	4	5	3.0	3	0	3	2	0	1	10	10.1
at Arkansas	2/3/15	*	24	2-5	.400	2-4	.500	1-2	.500	1	0	1	2.9	4	0	1	3	0	0	7	10.0
at Vanderbilt	2/7/15	*	32	2-8	.250	0-3	.000	2-2	1.000	0	2	2	2.9	1	0	3	3	0	0	6	9.8
Missouri	2/10/15	*	28	1-7	.143	0-2	.000	4-4	1.000	0	1	1	2.8	1	0	6	1	0	2	6	9.6
at Kentucky	2/14/15	*	26	1-6	.167	0-1	.000	0-0	.000	3	1	4	2.9	3	0	1	4	0	0	2	9.3
at Georgia	2/17/15																				
Texas A&M	2/21/15																				
at Alabama	2/24/15																				
Mississippi State	2/28/15																				
Arkansas	3/5/15																				
at Tennessee	3/7/15																				

Per 40 Minutes	FGM	FTM	Rebs	Fouls	Assists	Blocks	Steals	Points
	4.2	3.6	4.0	2.8	4.7	0.3	1.7	12.9

CAREER STATISTICS

Season	GP-GS	Min	Avg	FG	FGA	Pct	3FG	3FGA	Pct	FT	FTA	Pct	Off	Def	Tot	Avg	PF	FO	Ast	TO	Blk	Stl	Pts	Avg
2011-12*	32-9	567	17.7	33	106	.311	6	26	.230	35	40	.875	2	31	33	1.0	47	2	65	58	2	19	107	3.3
2012-13	DNP - Transfer																							
2013-14	16-9	430	26.9	52	142	.366	8	19	.421	67	89	.753	10	37	47	2.9	25	0	55	30	1	10	179	11.2
2014-15	24-24	691	28.8	72	194	.371	16	60	.267	63	74	.851	12	57	69	2.9	49	0	81	44	6	29	223	9.3
Totals	72-42	1688	23.4	157	442	.355	30	105	.286	165	203	.813	24	125	149	2.0	121	2	201	132	9	58	509	7.1

* indicates at Villanova

CAREER SEC STATISTICS

Season	GP-GS	Min	Avg	FG	FGA	Pct	3FG	3FGA	Pct	FT	FTA	Pct	Off	Def	Tot	Avg	PF	FO	Ast	TO	Blk	Stl	Pts	Avg
2014	3-0	68	22.7	7	26	.269	1	3	.333	12	15	.800	5	9	14	4.7	5	0	7	7	0	1	27	9.0
2015	12-12	366	30.5	33	101	.327	9	34	.265	36	39	.923	8	28	36	3.0	28	0	34	25	1	12	111	9.3
Totals	15-12	434	28.9	40	127	.315	10	37	.270	48	54	.888	13	37	50	3.3	33	0	41	32	1	13	138	9.2



#24 - MICHAEL CARRERA

JUNIOR | FORWARD | 6'5" | 212 | 2 LETTERS

ANZOÁTEGUI, VENEZUELA/MONTROSE CHRISTIAN

SEASON NOTABLES

- Pulled down a team high 15 rebounds, with two assists and two blocks in exhibition vs. Benedict
- Scored eight points with three rebounds in just 17 minutes against North Florida
- Hit all four free throw attempts and scored 10 points with six rebounds vs. Baylor
- Scored 11 points against Charlotte, surpassing 500 career points in the process
- Returned from injury to score six points with six rebounds in just 10 minutes vs. Clemson
- Secured a season-best eight rebounds in a win over Coker
- Had his best game of the season against Alabama, with 12 points, eight rebounds and seven free throws. Five of those free throws came in the final six minutes of the game to help seal the two-point win
- Set a season high for rebounds after recording nine against Tennessee, adding eight points in 22 minutes
- Secured nine rebounds in just 22 minutes against Kentucky, adding in seven points
- Set season highs in rebounds (10) and 3-pointers (2) on the road at LSU

CARRERA'S SUPERLATIVES

POINTS

Career: 23, vs. LSU (Jan. 16, 2013)
Season: 12, vs. Alabama (Jan. 13, 2015)

FIELD GOALS

Career: 7, vs. LSU (Jan. 16, 2013)
Season: 5, vs. Charlotte (Nov. 21, 2014)

FIELD GOAL ATTEMPTS

Career: 13, 2x, last vs. Texas A&M (March 2, 2013)
Season: 10, vs. Georgia (Jan. 31, 2015)

3-POINT FIELD GOALS

Career: 2, 4x, last at LSU (Jan. 28, 2015)
Season: 2, at LSU (Jan. 28, 2015)

3-POINT FIELD GOAL ATTEMPTS

Career: 5, vs. Longwood (Nov. 9, 2013)
Season: 2, vs. Charlotte (Nov. 21, 2014)

FREE THROWS

Career: 9, vs. LSU (Jan. 16, 2013)
Season: 7, vs. Alabama (Jan. 13, 2015)

FREE THROW ATTEMPTS

Career: 10, vs. LSU (Jan. 16, 2013)
Season: 8, vs. Alabama (Jan. 13, 2015)

REBOUNDS

Career: 15, vs. Milwaukee (Nov. 1, 2012)
Season: 10, at LSU (Jan. 28, 2015)

ASSISTS

Career: 5, vs. Auburn (Jan. 12, 2013)
Season: 2, twice, last vs. Missouri (Feb. 10, 2015)

BLOCKS

Career: 4, twice, last vs. Alabama (Feb. 15, 2014)
Season: 2, 4x, last at LSU (Jan. 28, 2015)

STEALS

Career: 4, at Texas A&M (Jan. 15, 2014)
Season: 1, 4x, last vs. Alabama (Jan. 13, 2015)

MINUTES PLAYED

Career: 36, vs. LSU (Jan. 16, 2013)
Season: 28, 3x, last at Kentucky (Feb. 14, 2015)

2014-15

Opponent	Date	GS	Min	FG-FGA	Pct	3FG-FGA	Pct	FT-FTA	Pct	Off	Def	Tot	Avg	PF	FO	A	TO	Blk	Stl	Pts	Avg
North Florida	11/14/14	*	17	2-4	.500	0-0	.000	4-6	.667	2	1	3	3.0	1	0	2	1	1	1	8	8.0
Baylor	11/18/14	*	27	3-8	.375	0-1	.000	4-4	1.000	2	4	6	4.5	5	1	1	1	0	0	10	9.0
vs. Cornell	11/20/14	*	17	2-3	.667	1-1	1.000	0-0	.000	0	4	4	4.3	2	0	0	2	2	0	5	7.7
vs. Charlotte	11/21/14	*	20	5-8	.625	1-2	.500	0-0	.000	0	2	2	3.8	2	0	0	1	2	0	11	8.5
vs. Akron	11/23/14	*	16	1-5	.200	0-1	.000	0-4	.000	2	1	3	3.6	2	0	0	2	1	0	2	7.2
UNC Asheville	11/26/14																				
at Marshall	12/1/14																				
Oklahoma State	12/6/14																				
Clemson	12/19/14		10	2-3	.667	0-0	.000	2-2	1.000	3	3	6	4.0	2	0	0	2	1	0	6	7.0
Coker	12/21/14		16	0-3	.000	0-0	.000	0-0	.000	3	5	8	4.6	4	0	0	1	1	0	0	6.0
NA&T	12/30/14		14	0-4	.000	0-0	.000	1-2	.500	0	5	5	4.6	2	0	0	1	0	0	1	5.4
vs. Iowa State	1/3/15		15	1-2	.500	0-0	.000	1-1	1.000	0	0	0	4.1	3	0	0	0	1	1	3	5.1
Florida	1/7/15		5	1-2	.500	0-0	.000	0-0	.000	2	0	2	3.9	2	0	0	0	1	0	2	4.8
at Ole Miss	1/10/15		27	2-4	.500	1-1	1.000	0-0	.000	0	6	6	4.1	2	0	1	1	0	1	5	4.8
Alabama	1/13/15		21	2-4	.500	1-1	1.000	7-8	.875	4	4	8	4.4	3	0	0	2	0	1	12	5.4
at Auburn	1/17/15		16	2-4	.500	0-1	.000	0-0	.000	1	1	2	4.2	5	1	1	1	0	1	4	5.3
Tennessee	1/20/15		22	3-5	.600	0-0	.000	2-2	1.000	5	4	9	4.6	2	0	1	0	2	0	8	5.5
Kentucky	1/24/15	*	22	2-8	.250	0-1	.000	3-4	.750	5	4	9	4.9	3	0	0	2	0	0	7	5.6
at LSU	1/28/15	*	28	3-6	.500	2-3	.667	1-2	.500	4	6	10	5.2	3	0	0	3	2	0	9	5.8
Georgia	1/31/15	*	28	2-10	.200	0-2	.000	4-6	.667	3	6	9	5.4	4	0	1	0	1	0	8	5.9
at Arkansas	2/3/15	*	21	1-4	.250	0-1	.000	2-2	1.000	2	7	9	5.6	0	0	3	1	0	4	5.8	
at Vanderbilt	2/7/15	*	10	1-2	.500	0-1	.000	3-3	1.000	1	1	2	5.4	2	0	0	1	0	1	5	5.8
Missouri	2/10/15	*	21	2-4	.500	0-0	.000	3	3	6	5.5	4	0	2	1	1	0	1	0	4	5.7
at Kentucky	2/14/15	*	28	1-3	.333	0-2	.000	0-0	.000	2	3	5	5.4	1	0	0	0	1	0	0	5.4
at Georgia	2/17/15																				
Texas A&M	2/21/15																				
at Alabama	2/24/15																				
Mississippi State	2/28/15																				
Arkansas	3/5/15																				
at Tennessee	3/7/15																				

Per 40 Minutes	FGM	FTM	Rebs	Fouls	Assists	Blocks	Steals	Points
	3.7	3.4	11.4	5.4	0.9	1.7	0.6	11.4

CAREER STATISTICS

Season	GP-GS	Min	Avg	FG	FGA	Pct	3FG	3FGA	Pct	FT	FTA	Pct	Off	Def	Tot	Avg	PF	FO	Ast	TO	Blk	Stl	Pts	Avg
2012-13	27-22	572	21.2	89	201	.443	7	20	.350	83	112	.741	80	115	195	7.2	85	5	17	51	17	9	268	9.9
2013-14	33-20	649	19.7	64	169	.379	7	30	.233	63	100	.630	76	110	186	5.6	87	1	17	38	32	26	198	6.0
2014-15	21-12	401	19.1	37	97	.381	6	18	.333	34	46	.739	44	70	114	5.4	54	2	9	23	17	6	114	5.4
Totals	81-54	1622	20.0	190	467	.407	20	68	.294	180	258	.698	200	295	495	6.1	226	8	43	112	66	41	580	7.2

CAREER SEC STATISTICS

Season	GP-GS	Min	Avg	FG	FGA	Pct	3FG	3FGA	Pct	FT	FTA	Pct	Off	Def	Tot	Avg	PF	FO	Ast	TO	Blk	Stl	Pts	Avg
2013	18-15	394	21.9	59	139	.424	5	15	.333	53	74	.716	54	77	131	7.3	57	4	11	32	8	8	176	9.8
2014	18-14	395	21.9	34	90	.378	3	13	.231	32	55	.582	49	69	118	6.6	52	1	9	18	19	16	103	5.7
2015	12-7	249	20.8	21	57	.368	4	13	.308	22	27	.815	32	45	77	6.4	31	1	6	14	9	4	68	5.7
Totals	48-36	1039	21.6	114	286	.399	12	41	.293	107	156	.686	135	191	326	6.8	140	6	26	64	36	28	347	7.2



#14 - LAIMONAS CHATKEVICIUS

JUNIOR | FORWARD | 6'11" | 251 | 2 LETTERS

KLAIPEDA, LITHUANIA/SOUTH KENT SCHOOL (CONN.)

SEASON NOTABLES

- Posted a double-double with 10 points and 12 rebounds in exhib. vs. Benedict
- Scored 11 points in just 17 minutes against North Florida, hitting 4-6 field goals and 3-4 free throws
- Pulled down six rebounds in 14 minutes against Baylor
- Scored eight points with seven rebounds and two blocks against Cornell
- Matched a career high with three blocks against Charlotte
- Attempted a career-high 12 shots against Akron, scoring 11 points with five rebounds
- Set new career highs in points (17), rebounds (13), blocks (3) and 3-pointers made (2) in just 23 minutes of action in the win over UNC Asheville.
- Made a career-high 7-of-9 shots from the field, scoring 15 points at Marshall in just 18 minutes
- Blocked three shots in the first half of a win over Oklahoma State, matching a career high
- Scored 12 points on 6-of-8 shooting and blocked three shots in a win over Clemson
- Set a new career high with eight made field goals in just 24 minutes vs. Coker
- Scored 14 points on 5-of-6 shooting, also adding nine rebounds against North Carolina A&T
- Recorded his second double-double of the season, pulling down 10 rebounds with 15 points at Auburn
- Led the team with 12 points against Georgia, adding three blocks in 24 minutes of action
- Set a new career high in field goal attempts, hitting 5-of-13 to score 13 points against Missouri

CHATKEVICIUS' SUPERLATIVES

POINTS

Career: 17, vs. UNC Asheville (Nov. 26, 2014)
 Season: 17, vs. UNC Asheville (Nov. 26, 2014)

FIELD GOALS

Career: 8, vs. Coker (Dec. 21, 2014)
 Season: 8, vs. Coker (Dec. 21, 2014)

FIELD GOAL ATTEMPTS

Career: 13, vs. Missouri (Feb. 10, 2015)
 Season: 13, vs. Missouri (Feb. 10, 2015)

3-POINT FIELD GOALS

Career: 2, vs. UNC Asheville (Nov. 26, 2014)
 Season: 2, vs. UNC Asheville (Nov. 26, 2014)

3-POINT FIELD GOAL ATTEMPTS

Career: 2, 3x, last vs. UNC Asheville (Nov. 26, 2014)
 Season: 2, vs. UNC Asheville (Nov. 26, 2014)

FREE THROWS

Career: 8, vs. Arkansas (March 13, 2014)
 Season: 5, vs. UNC Asheville (Nov. 26, 2014)

FREE THROW ATTEMPTS

Career: 10, vs. Arkansas (March 13, 2014)
 Season: 6, vs. UNC Asheville (Nov. 26, 2014)

REBOUNDS

Career: 13, vs. UNC Asheville (Nov. 26, 2014)
 Season: 13, vs. UNC Asheville (Nov. 26, 2014)

ASSISTS

Career: 4, vs. Jacksonville (Dec. 7, 2012)
 Season: 3, vs. UNC Asheville (Nov. 26, 2014)

BLOCKS

Career: 3, 6x, last at Arkansas (Feb. 3, 2015)
 Season: 3, 5x, last at Arkansas (Feb. 3, 2015)

STEALS

Career: 3, at Tennessee (Feb. 8, 2014)
 Season: 2, vs. Missouri (Feb. 10, 2015)

MINUTES PLAYED

Career: 34, vs. Georgia (Feb. 23, 2013)
 Season: 30, at Auburn (Jan. 18 2015)

2014-15

Opponent	Date	GS	Min	FG-FGA	Pct	3FG-FGA	Pct	FT-FTA	Pct	Off	Def	Tot	Avg	PF	FO	A	TO	Blk	Sd	Pts	Avg
North Florida	11/14/14	17	4-6	.667	0-0	.000	3-4	.750	1	3	4	4.0	1	0	0	2	0	0	11	11.0	
Baylor	11/18/14	14	1-2	.500	0-0	.000	2-2	1.000	1	5	6	5.0	0	0	0	1	0	0	4	7.5	
vs. Cornell	11/20/14	20	4-7	.571	0-0	.000	0-0	.000	1	6	7	5.7	0	0	1	1	2	0	8	7.7	
vs. Charlotte	11/21/14	24	2-4	.500	0-0	.000	0-0	.000	1	6	7	6.0	1	0	1	2	3	0	4	6.8	
vs. Akron	11/23/14	21	5-12	.417	0-1	.000	1-1	1.000	1	4	5	5.8	2	0	0	1	0	0	11	7.6	
UNC Asheville	11/26/14	*	23	5-11	.455	2-2	1.000	5-6	.833	7	6	13	7.0	3	0	3	4	3	0	17	9.2
at Marshall	12/1/14	*	18	7-9	.778	1-1	1.000	0-0	.000	2	2	4	6.6	4	0	1	4	1	1	15	10.0
Oklahoma State	12/6/14	*	23	3-7	.429	0-1	.000	0-0	.000	2	3	5	6.4	0	0	1	0	3	1	6	9.5
Clemson	12/19/14	*	28	6-8	.750	0-1	.000	0-0	.000	1	1	2	5.9	3	0	1	1	3	2	12	9.8
Coker	12/21/14	*	24	8-12	.667	0-0	.000	0-2	.000	3	2	5	5.8	0	0	0	4	2	0	16	10.4
NA&T	12/30/14	*	22	5-6	.833	1-1	1.000	3-4	.750	2	7	9	6.1	2	0	0	1	2	0	14	10.7
vs. Iowa State	1/3/15	*	20	2-3	.667	0-1	.000	0-0	.000	1	2	3	5.8	5	1	0	3	0	0	4	10.2
Florida	1/7/15	*	21	3-6	.500	0-1	.000	2-2	1.000	0	1	1	5.5	3	0	0	0	2	0	8	10.0
at Ole Miss	1/10/15	*	23	1-3	.333	0-0	.000	1-2	.500	1	3	4	5.4	0	0	0	1	1	0	3	9.5
Alabama	1/13/15	*	26	3-6	.500	0-1	.000	2-2	1.000	2	1	3	5.2	2	0	1	1	0	0	8	9.4
at Auburn	1/17/15	*	30	7-10	.700	1-2	.500	0-1	.000	2	9	11	5.6	4	0	1	2	2	0	15	9.8
Tennessee	1/20/15	*	7	0-0	.000	0-0	.000	0-0	.000	1	0	1	5.3	0	0	0	0	0	0	0	9.2
Kentucky	1/24/15	15	1-4	.250	0-1	.000	0-0	.000	0	2	2	5.1	3	0	0	1	0	0	2	8.8	
at LSU	1/28/15	*	20	3-6	.500	0-0	.000	0-0	.000	2	2	4	5.0	4	0	2	2	2	1	6	8.6
Georgia	1/31/15	*	24	5-10	.500	1-3	.333	1-1	1.000	1	3	4	5.0	3	0	1	1	3	1	12	8.8
at Arkansas	2/3/15	*	24	3-11	.273	0-1	.000	0-2	.000	1	5	6	5.0	4	0	0	2	3	0	6	8.7
at Vanderbilt	2/7/15	*	20	1-7	.143	0-2	.000	0-0	.000	0	3	3	4.9	1	0	0	1	1	1	2	8.4
Missouri	2/10/15	24	5-13	.385	0-1	.000	3-4	.750	4	4	8	5.1	3	0	0	2	0	2	13	8.6	
at Kentucky	2/14/15	*	14	1-3	.333	1-2	.500	0-0	.000	0	0	0	4.9	5	1	0	0	1	0	3	8.3
at Georgia	2/17/15																				
Texas A&M	2/21/15																				
at Alabama	2/24/15																				
Mississippi State	2/28/15																				
Arkansas	3/5/15																				
at Tennessee	3/7/15																				

Per 40 Minutes	FGM	FTM	Rebs	Fouls	Assists	Blocks	Steals	Points
	6.8	1.8	9.3	4.2	1.0	2.7	0.7	15.9

CAREER STATISTICS

Season	GP-GS	Min	Avg	FG	FGA	Pct	3FG	3FGA	Pct	FT	FTA	Pct	Off	Def	Tot	Avg	PF	FO	Ast	TO	Blk	Stl	Pts	Avg
2012-13	23-10	304	13.2	38	85	.447	3	10	.300	22	36	.611	28	46	74	3.2	42	1	12	32	13	3	101	4.4
2013-14	33-1	426	12.9	65	121	.537	0	1	.000	29	42	.690	40	94	134	4.1	78	2	13	32	20	13	159	4.8
2014-15	24-17	502	20.9	85	166	.512	7	22	.318	23	33	.697	37	80	117	4.9	53	2	13	37	34	9	200	8.3
Totals	80-28	1232	15.4	188	372	.505	10	33	.303	74	111	.667	105	220	325	4.1	173	5	38	101	67	25	460	5.8

CAREER SEC STATISTICS

Season	GP-GS	Min	Avg	FG	FGA	Pct	3FG	3FGA	Pct	FT	FTA	Pct	Off	Def	Tot	Avg	PF	FO	Ast	TO	Blk	Stl	Pts	Avg
2013	15-10	214	14.3	23	59	.390	2	7	.286	19	28	.679	17	35	52	3.5	30	1	5	22	11	2	67	4.5
2014	18-1	241	13.4	36	64	.563	0	1	.000	10	17	.588	19	53	72	4.0	51	2	9	22	12	9	82	4.6
2015	12-10	248	20.7	33	79	.418	3	14	.214	9	14	.643	14	33	47	3.9	32	1	5	13	15	5	78	6.5
Totals	45-21	703	15.6	92	202	.455	5	22	.227	38	59	.644	50	121	171	3.8	113	4	19	57	38	16	227	5.0



#25 - MINDAUGAS KACINAS

JUNIOR | FORWARD | 6'7" | 227 | 2 LETTERS

KLAIPEDA, LITHUANIA/WORD OF LIFE FIRE TRADITIONAL SCHOOL

SEASON NOTABLES

- Scored eight points and pulled down seven rebounds in exhib. win vs. Benedict
- Came just a point shy of a double-double, pulling down 11 rebounds with nine points against North Florida
- Led the team to a win over Cornell with 10 points and 11 rebounds, including seven offensive boards
- Went a perfect 5-5 from the floor to score 11 points against Charlotte, adding five offensive rebounds
- Pulled down five offensive rebounds and scored six points in 16 minutes vs. Akron
- Played a season-high 32 minutes and picked a career-high four steals in a win at Marshall
- Hit a career-best two 3-pointers and corralled 12 rebounds in a win over Oklahoma State, adding three assists
- Had his second perfect game of the season, hitting all five field goal attempts and all six free throws to lead the team with 16 points in a win over North Carolina A&T
- Scored 10 points with eight rebounds off the bench, playing just 17 minutes in a win over Alabama

KACINAS' SUPERLATIVES

POINTS

Career: 18, vs. Rider (Nov. 19, 2012)

Season: 16, vs. North Carolina A&T (Dec. 30, 2014)

FIELD GOALS

Career: 8, vs. Rider (Nov. 19, 2012)

Season: 5, twice, last vs. N. Carolina A&T (Dec. 30, 2014)

FIELD GOAL ATTEMPTS

Career: 11, 3x, last at Clemson (Nov. 13, 2013)

Season: 8, twice, last at Arkansas (Feb. 3, 2015)

3-POINT FIELD GOALS

Career: 2, twice, last vs. Florida (Jan. 7, 2015)

Season: 2, twice, last vs. Florida (Jan. 7, 2015)

3-POINT FIELD GOAL ATTEMPTS

Career: 4, twice, last vs. Florida (Jan. 7, 2015)

Season: 4, twice, last vs. Florida (Jan. 7, 2015)

FREE THROWS

Career: 6, 3x, last vs. N. Carolina A&T (Dec. 30, 2014)

Season: 6, vs. North Carolina A&T (Dec. 30, 2014)

FREE THROW ATTEMPTS

Career: 8, twice, last vs. Auburn (March 12, 2014)

Season: 6, vs. North Carolina A&T (Dec. 30, 2014)

REBOUNDS

Career: 14, vs. Longwood (Nov. 9, 2013)

Season: 12, vs. Oklahoma St. (Dec. 6, 2014)

ASSISTS

Career: 3, 4x, last vs. Oklahoma St. (Dec. 6, 2014)

Season: 3, vs. Oklahoma St. (Dec. 6, 2014)

BLOCKS

Career: 3, vs. Appalachian State (Dec. 19, 2012)

Season: 2, 3x, last at Arkansas (Feb. 3, 2015)

STEALS

Career: 4, at Marshall (Dec. 1, 2014)

Season: 4, at Marshall (Dec. 1, 2014)

MINUTES PLAYED

Career: 36, 3x, last vs. Florida (March 4, 2014)

Season: 32, at Marshall (Dec. 1, 2014)

2014-15

Opponent	Date	GS	Min	FG-FGA	Pct	3FG-3FGA	Pct	FT-FTA	Pct	Off	Def	Tot	Avg	PF	FO	A	TO	Blk	Stl	Pts	Avg
North Florida	11/14/14	25	2-5	.400	1-2	.500	4-5	.800	2	9	11	11.0	4	0	0	1	0	0	0	9	9.0
Baylor	11/18/14	15	0-2	.000	0-0	.000	0-0	.000	1	1	2	6.5	0	0	0	1	0	0	0	0	4.5
vs. Cornell	11/20/14	26	3-8	.375	0-0	.000	4-4	1.000	7	4	11	8.0	1	0	1	1	0	0	2	10	6.3
vs. Charlotte	11/21/14	23	5-5	1.000	0-0	.000	1-1	1.000	5	1	6	7.5	4	0	0	1	1	0	1	11	7.5
vs. Akron	11/23/14	16	3-4	.750	0-0	.000	0-0	.000	5	0	5	7.0	1	0	0	2	0	0	0	6	7.2
UNC Asheville	11/26/14	18	2-3	.667	0-0	.000	0-0	.000	1	3	4	6.5	2	0	0	1	2	0	4	6.7	
at Marshall	12/1/14	32	0-2	.000	0-0	.000	2-4	.500	3	2	5	6.3	2	0	2	1	0	4	2	6.0	
Oklahoma State	12/6/14	30	3-7	.429	2-4	.500	1-2	.500	4	8	12	7.0	2	0	3	1	2	1	9	6.4	
Clemson	12/19/14	25	2-4	.500	0-0	.000	2-2	1.000	1	4	5	6.8	0	0	1	0	0	1	6	6.3	
Coker	12/21/14	18	3-4	.750	0-0	.000	1-1	1.000	3	4	7	6.8	1	0	0	2	1	2	7	6.4	
NA&T	12/30/14	22	5-5	1.000	0-0	.000	6-6	1.000	3	4	7	6.8	2	0	0	3	0	2	16	7.3	
vs. Iowa State	1/3/15	7	0-0	.000	0-0	.000	3-4	.750	0	1	1	6.3	5	1	0	1	1	0	0	3	6.9
Florida	1/7/15	23	3-6	.500	2-4	.500	1-2	.500	1	4	5	6.2	2	0	1	1	0	0	9	7.1	
at Ole Miss	1/10/15	17	2-3	.667	0-1	.000	0-0	.000	1	1	2	5.9	3	0	0	1	0	1	4	6.9	
Alabama	1/13/15	17	4-4	1.000	0-0	.000	2-3	.667	5	3	8	6.1	4	0	1	2	0	0	10	7.1	
at Auburn	1/17/15	20	2-3	.667	1-1	1.000	0-0	.000	1	1	2	5.8	3	0	0	2	0	0	5	6.9	
Tennessee	1/20/15	22	3-3	1.000	0-0	.000	0-0	.000	2	0	2	5.6	1	0	0	0	0	0	6	6.9	
Kentucky	1/24/15	17	1-4	.250	0-1	.000	0-0	.000	2	1	3	5.4	1	0	0	0	0	0	2	6.6	
at LSU	1/28/15	19	3-3	1.000	0-0	.000	0-2	.000	1	2	3	5.3	2	0	0	1	1	0	6	6.6	
Georgia	1/31/15	23	2-4	.500	1-2	.500	1-1	1.000	1	1	2	5.2	4	0	0	0	0	0	6	6.6	
at Arkansas	2/3/15	22	2-8	.250	0-1	.000	1-2	.500	3	7	10	5.4	5	1	0	1	2	1	5	6.5	
at Vanderbilt	2/7/15	26	2-4	.500	0-1	.000	0-0	.000	1	3	4	5.3	1	0	0	1	0	0	4	6.4	
Missouri	2/10/15	20	3-4	.750	0-0	.000	3-4	.750	4	1	4	5.3	3	0	0	1	0	1	9	6.5	
at Kentucky	2/14/15	17	1-5	.200	0-2	.000	3-4	.750	2	2	4	5.3	0	0	0	1	0	1	5	6.4	
at Georgia	2/17/15																				
Texas A&M	2/21/15																				
at Alabama	2/24/15																				
Mississippi State	2/28/15																				
Arkansas	3/5/15																				
at Tennessee	3/7/15																				

Per 40 Minutes	FGM	FTM	Rebs	Fouls	Assists	Blocks	Steals	Points
4.4	2.8	9.9	4.2	0.7	0.8	1.3	12.1	

CAREER STATISTICS

Season	GP-GS	Min	Avg	FG	FGA	Pct	3FG	3FGA	Pct	FT	FTA	Pct	Off	Def	Tot	Avg	PF	FO	Ast	TO	Blk	Stl	Pts	Avg
2012-13	31-9	606	19.5	57	110	.518	4	20	.200	34	50	.680	50	66	116	3.7	67	1	21	46	15	10	152	4.9
2013-14	34-27	818	24.1	70	126	.556	0	2	.000	50	77	.649	80	95	175	5.1	103	4	12	53	21	31	190	5.6
2014-15	24-0	507	21.1	56	100	.560	7	21	.333	35	47	.745	59	67	126	5.3	53	2	9	26	10	16	154	6.4
Totals	89-36	1931	21.7	183	336	.545	11	43	.256	119	173	.684	189	228	417	4.7	223	7	42	125	46	57	496	5.6

CAREER SEC STATISTICS

Season	GP-GS	Min	Avg	FG	FGA	Pct	3FG	3FGA	Pct	FT	FTA	Pct	Off	Def	Tot	Avg	PF	FO	Ast	TO	Blk	Stl	Pts	Avg
2013	17-4	255	15.0	16	40	.400	1	7	.143	11	16	.688	14	27	41	2.4	32	0	7	18	2	4	44	2.6
2014	18-11	382	21.2	34	57	.596	0	0	.000	24	36	.667	38	38	76	4.2	58	2	2	23	13	20	92	5.1
2015	12-0	250	20.8	28	51	.549	4	13	.308	11	18	.611	24	26	50	4.2	29	1	2	11	3	4	71	5.9
Totals	47-15	887	18.9	78	148	.527	5	20	.250	46	70	.657	76	91	167	3.6	119	3	11	52	18	28	207	4.4



#35 - BRIAN STEELE

JUNIOR | FORWARD | 6'5" | 194 | 2 LETTERS

GREENVILLE, S.C./WADE HAMPTON SCHOOL

SEASON NOTABLES

- Suffered a knee injury prior to the start of preseason, but was available for the first game of the year
- Hit a pair of 3s in 15 minutes of action against North Florida
- Scored once in four minutes against Coker
- Saw his first SEC action on the road at LSU
- Played a season-high 20 minutes and attempted a career-high five 3-point attempts at Arkansas
- Made a pair of 3-pointers in the waning minutes of the first half at Vanderbilt
- Matched a career high with eight points against Missouri, all coming in the second half

STEELE'S SUPERLATIVES

POINTS

Career: 8, twice, last vs. Missouri (Feb. 10, 2015)
 Season: 8, vs. Missouri (Feb. 10, 2015)

FIELD GOALS

Career: 3, at Tennessee (Feb. 8, 2014)
 Season: 2, 3x, last vs. Missouri (Feb. 10, 2015)

FIELD GOAL ATTEMPTS

Career: 7, 3x, last vs. Cornell (Nov. 20, 2014)
 Season: 6, vs. Missouri (Feb. 10, 2015)

3-POINT FIELD GOALS

Career: 2, 5x, last vs. Missouri (Feb. 10, 2015)
 Season: 2, 3x, last vs. Missouri (Feb. 10, 2015)

3-POINT FIELD GOAL ATTEMPTS

Career: 5, 4x, last vs. Missouri (Feb. 10, 2015)
 Season: 5, twice, last vs. Missouri (Feb. 10, 2015)

FREE THROWS

Career: 2, 5x, last vs. Missouri (Feb. 10, 2015)
 Season: 2, twice, last vs. Missouri (Feb. 10, 2015)

FREE THROW ATTEMPTS

Career: 2, 5x, last vs. Missouri (Feb. 10, 2015)
 Season: 2 twice, last vs. Missouri (Feb. 10, 2015)

REBOUNDS

Career: 7, vs. Miss. State (March 13, 2013)
 Season: 3, vs. Cornell (Nov. 20, 2014)

ASSISTS

Career: 3, twice, last at Auburn (Feb. 26, 2014)
 Season: 2, vs. Cornell (Nov. 20, 2014)

BLOCKS

Career: 1, vs. Georgia (Jan. 31, 2015)
 Season: 1, vs. Georgia (Jan. 31, 2015)

STEALS

Career: 2, vs. Texas A&M (Jan. 29, 2014)
 Season: 1, 5x, last vs. Missouri (Feb. 10, 2015)

MINUTES PLAYED

Career: 26, at Tennessee (Feb. 8, 2014)
 Season: 20, at Arkansas (Feb. 3, 2015)

2014-15

Opponent	Date	GS	Min	FG-FGA	Pct	3FG-FGA	Pct	FT-FTA	Pct	Off	Def	Tot	Avg	PF	FO	A	TO	Blk	Sd	Pts	Avg
North Florida	11/14/14	15	2-4	.500	2-4	.500	0-0	.000	0	2	2	2.0	0	0	0	0	0	0	0	6	6.0
Baylor	11/18/14	8	0-2	.000	0-2	.000	0-0	.000	0	0	0	1.0	1	0	0	0	0	0	0	0	3.0
vs. Cornell	11/20/14	16	1-7	.143	1-4	.250	0-0	.000	0	3	3	1.7	1	0	2	1	0	1	3	3.0	
vs. Charlotte	11/21/14	8	0-1	.000	0-0	.000	0-0	.000	0	2	2	1.8	1	0	0	0	0	0	1	0	2.3
vs. Akron	11/23/14	2	0-0	.000	0-0	.000	0-0	.000	0	0	0	1.4	1	0	1	0	0	1	0	1.8	
UNC Asheville	11/26/14									DNP - Coach's Decision											
at Marshall	12/1/14	4	0-1	.000	0-1	.000	0-0	.000	0	0	0	1.2	1	0	0	0	0	0	0	0	1.5
Oklahoma State	12/6/14	2	0-0	.000	0-0	.000	0-0	.000	0	0	0	1.0	0	0	0	0	0	0	0	0	1.3
Clemson	12/19/14	2	0-0	.000	0-0	.000	0-0	.000	0	0	0	0.8	0	0	0	0	0	0	0	0	1.1
Coker	12/21/14	4	1-2	.500	0-1	.000	0-0	.000	0	0	0	0.8	0	0	1	0	0	0	0	2	1.2
NA&T	12/30/14	4	0-0	.000	0-0	.000	0-0	.000	0	0	0	0.7	0	0	0	0	0	0	0	0	1.1
vs. Iowa State	1/3/15									DNP - Coach's Decision											
Florida	1/7/15									DNP - Coach's Decision											
at Ole Miss	1/10/15									DNP - Coach's Decision											
Alabama	1/13/15									DNP - Coach's Decision											
at Auburn	1/17/15									DNP - Coach's Decision											
Tennessee	1/20/15									DNP - Coach's Decision											
Kentucky	1/24/15									DNP - Coach's Decision											
at LSU	1/28/15	2	0-0	.000	0-0	.000	0-0	.000	0	0	0	0.6	0	0	0	0	0	0	0	0	1.0
Georgia	1/31/15	9	1-1	1.000	1-1	1.000	0-0	.000	0	0	0	0.6	0	0	0	0	1	0	3	1.2	
at Arkansas	2/3/15	20	0-5	.000	0-5	.000	2-2	1.000	0	2	2	0.7	2	0	1	0	0	1	2	1.2	
at Vanderbilt	2/7/15	15	2-4	.500	2-3	.667	0-0	.000	1	0	1	0.7	4	0	1	0	0	0	6	1.6	
Missouri	2/10/15	19	2-6	.333	2-5	.400	2-2	1.000	0	1	1	0.7	3	0	0	1	0	1	8	2.0	
at Kentucky	2/14/15	17	1-4	.250	0-2	.000	0-0	.000	0	0	0	0.6	2	0	0	0	0	0	2	2.0	
at Georgia	2/17/15									DNP - Coach's Decision											
Texas A&M	2/21/15									DNP - Coach's Decision											
at Alabama	2/24/15									DNP - Coach's Decision											
Mississippi State	2/28/15									DNP - Coach's Decision											
Arkansas	3/5/15									DNP - Coach's Decision											
at Tennessee	3/7/15									DNP - Coach's Decision											

Per 40 Minutes	FGM	FTM	Rebs	Fouls	Assists	Blocks	Steals	Points
2.7	1.1	3.0	4.4	1.6	0.3	1.4	8.7	

CAREER STATISTICS

Season	GP-GS	Min	Avg	FG	FGA	Pct	3FG	3FGA	Pct	FT	FTA	Pct	Off	Def	Tot	Avg	PF	FO	Ast	TO	Blk	Stl	Pts	Avg
2012-13	7-4	79	11.3	5	19	.263	4	14	.286	2	3	.667	4	11	15	2.1	12	1	8	5	0	3	16	2.3
2013-14	22-0	218	9.9	18	44	.409	10	27	.370	2	5	.400	7	17	24	1.1	30	1	11	8	0	5	48	2.2
2014-15	16-0	147	9.2	10	37	.270	8	29	.276	4	4	1.000	1	10	11	0.7	16	0	6	4	1	5	30	2.0
Totals	45-4	444	9.9	33	100	.330	22	70	.314	8	12	.667	12	38	50	1.1	58	2	25	17	1	13	94	2.1

CAREER SEC STATISTICS

Season	GP-GS	Min	Avg	FG	FGA	Pct	3FG	3FGA	Pct	FT	FTA	Pct	Off	Def	Tot	Avg	PF	FO	Ast	TO	Blk	Stl	Pts	Avg
2013	4-3	56	14.0	4	11	.364	4	10	.400	0	0	.000	1	6	7	1.8	10	1	6	2	0	2	12	3.0
2014	13-0	124	9.5	14	35	.400	7	21	.333	2	5	.400	4	12	16	1.2	18	0	8	4	0	5	37	2.8
2015	6-0	82	13.7	6	20	.300	5	16	.313	4	4	1.000	1	3	4	0.8	11	0	1	2	1	2	21	3.5
Totals	22-3	262	11.4	24	66	.364	16	47	.356	6	9	.667	6	21	27	1.2	39	1	15	8	1	9	70	3.0



#21 - DEMETRIUS HENRY

SOPHOMORE | FORWARD | 6'9" | 226 | 1 LETTER

MIAMI, FLA./FAITH BAPTIST CHRISTIAN SCHOOL

SEASON NOTABLES

- Scored 15 points and collected seven rebounds in exhib. win vs. Benedict
- Led the team in scoring with 12 points in 20 minutes against North Florida
- Pulled down eight rebounds against Baylor
- Led the team with nine rebounds against Akron
- Scored a career-high 15 points with eight rebounds and three blocks against UNC Asheville
- Blocked a pair of shots with eight points and five rebounds in just 16 minutes against Clemson
- Set a new career high in scoring with 16 points in just 19 minutes against Coker
- Scored 12 points with eight rebounds in just 26 minutes against Tennessee

HENRY'S SUPERLATIVES

POINTS

Career: 16, vs. Coker (Dec. 21, 2014)

Season: 16, vs. Coker (Dec. 21, 2014)

FIELD GOALS

Career: 7, vs. FIU (Nov. 24, 2013)

Season: 6, 3x, last vs. Coker (Dec. 21, 2014)

FIELD GOAL ATTEMPTS

Career: 11, twice, last vs. UNC Asheville (Nov. 26, 2014)

Season: 11, vs. UNC Asheville (Nov. 26, 2014)

3-POINT FIELD GOALS

Career: 1, at Kentucky (Feb. 14, 2015)

Season: 1, at Kentucky (Feb. 14, 2015)

3-POINT FIELD GOAL ATTEMPTS

Career: 1, 3x, last at Kentucky (Feb. 14, 2015)

Season: 1, 3x, last at Kentucky (Feb. 14, 2015)

FREE THROWS

Career: 4, vs. Coker (Dec. 21, 2014)

Season: 4, vs. Coker (Dec. 21, 2014)

FREE THROW ATTEMPTS

Career: 5, 4vs. Coker (Dec. 21, 2014)

Season: 5, vs. Coker (Dec. 21, 2014)

REBOUNDS

Career: 11, vs. SC State (Jan. 3, 2014)

Season: 9, vs. Akron (Nov. 23, 2014)

ASSISTS

Career: 3, at Mississippi State (March 8, 2014)

Season: 1, vs. Baylor (Nov. 18, 2014)

BLOCKS

Career: 3, twice, last vs. Coker (Dec. 21, 2014)

Season: 3, twice, last vs. Coker (Dec. 21, 2014)

STEALS

Career: 2, 3x, at Arkansas (Feb. 19, 2014)

Season: 1, 3x, last at Vanderbilt (Feb. 7, 2015)

MINUTES PLAYED

Career: 32, twice, last vs. UNC Asheville (Nov. 26, 2014)

Season: 32, vs. UNC Asheville (Nov. 26, 2014)

2014-15

Opponent	Date	GS	Min	FG-FGA	Pct	3FG-FGA	Pct	FT-FTA	Pct	Off	Def	Tot	Avg	PF	FO	A	TO	Blk	Stl	Pts	Avg
North Florida	11/14/14	*	20	6-9	.667	0-0	.000	0-0	.000	0	2	2	2.0	5	1	0	2	1	0	12	12.0
Baylor	11/18/14	*	25	1-4	.250	0-0	.000	2-2	1.000	5	3	8	5.0	4	0	1	0	1	0	4	8.0
vs. Cornell	11/20/14	*	13	1-3	.333	0-0	.000	0-0	.000	1	0	1	3.7	3	0	0	1	0	0	2	6.0
vs. Charlotte	11/21/14	*	13	2-2	1.000	0-0	.000	0-0	.000	0	1	1	3.0	4	0	0	1	0	0	4	5.5
vs. Akron	11/23/14	*	27	1-7	.143	0-0	.000	1-3	.333	2	7	9	4.2	4	0	0	2	1	0	3	5.0
UNC Asheville	11/26/14	*	32	6-11	.545	0-0	.000	3-4	.750	2	6	8	4.8	2	0	0	1	3	0	15	6.7
at Marshall	12/1/14	*	15	2-4	.500	0-1	.000	0-0	.000	2	2	4	4.6	5	1	0	2	0	1	4	6.3
Oklahoma State	12/6/14	*	17	1-5	.200	0-0	.000	2-2	1.000	0	1	1	4.1	4	0	0	4	2	0	4	6.0
Clemson	12/19/14	*	16	3-4	.750	0-1	.000	2-2	1.000	1	4	5	4.2	4	0	1	2	2	0	8	6.2
Coker	12/21/14	*	19	6-8	.750	0-0	.000	4-5	.800	3	2	5	4.3	1	0	1	2	3	1	16	7.2
NA&T	12/30/14	*	17	4-8	.500	0-0	.000	2-4	.500	2	1	3	4.2	4	0	1	3	1	0	10	7.5
vs. Iowa State	1/3/15	*	27	3-6	.500	0-0	.000	1-2	.500	2	3	5	4.2	5	1	0	3	0	0	7	7.4
Florida	1/7/15	*	31	3-7	.429	0-0	.000	0-1	.000	1	3	4	4.2	1	0	0	0	1	1	6	7.3
at Ole Miss	1/10/15	*	14	1-3	.333	0-0	.000	2-6	.333	2	2	4	4.2	4	0	1	1	0	0	4	7.1
Alabama	1/13/15	*	16	3-3	1.000	0-0	.000	0-0	.000	0	1	1	4.0	4	0	0	1	1	1	6	7.0
at Auburn	1/17/15	*	15	0-1	.000	0-0	.000	0-0	.000	0	0	0	3.8	2	0	0	1	2	1	0	6.6
Tennessee	1/20/15	*	26	5-9	.556	0-0	.000	2-2	1.000	2	6	8	4.0	5	1	0	3	1	0	12	6.9
Kentucky	1/24/15	*	24	1-4	.250	0-0	.000	1-2	.500	3	3	6	4.1	3	0	0	3	1	2	3	6.7
at LSU	1/28/15																				
Georgia	1/31/15																				
at Arkansas	2/3/15																				
at Vanderbilt	2/7/15		21	1-2	.500	0-0	.000	0-0	.000	0	1	1	3.9	3	0	0	1	0	1	2	6.4
Missouri	2/10/15		9	0-0	.000	0-0	.000	0-0	.000	0	1	1	3.8	0	0	0	0	0	0	0	6.1
at Kentucky	2/14/15		13	2-2	1.000	1-1	1.000	0-0	.000	0	0	0	3.6	2	0	0	0	0	0	5	6.0
at Georgia	2/17/15																				
Texas A&M	2/21/15																				
at Alabama	2/24/15																				
Mississippi State	2/28/15																				
Arkansas	3/5/15																				
at Tennessee	3/7/15																				

Per 40 Minutes	FGM	FTM	Rebs	Fouls	Assists	Blocks	Steals	Points
	5.1	2.1	7.4	6.7	0.6	1.9	0.7	12.4

CAREER STATISTICS

Season	GP-GS	Min	Avg	FG	FGA	Pct	3FG	3FGA	Pct	FT	FTA	Pct	Off	Def	Tot	Avg	PF	FO	Ast	TO	Blk	Stl	Pts	Avg
2013-14	34-29	611	18.0	63	152	.414	0	1	.000	9	37	.243	55	59	114	3.4	118	6	13	28	20	16	135	4.0
2014-15	21-19	410	19.5	52	102	.510	1	3	.333	22	35	.629	27	49	78	3.6	69	4	6	34	19	7	127	6.0
Totals	55-48	1021	18.6	115	254	.453	1	4	.250	31	72	.431	82	108	190	3.5	187	10	19	62	39	23	262	4.8

CAREER SEC STATISTICS

Season	GP-GS	Min	Avg	FG	FGA	Pct	3FG	3FGA	Pct	FT	FTA	Pct	Off	Def	Tot	Avg	PF	FO	Ast	TO	Blk	Stl	Pts	Avg
2014	18-13	278	15.4	16	53	.302	0	0	.000	4	17	.235	23	18	41	2.3	58	1	9	11	9	9	36	2.0
2015	9-7	169	18.8	16	31	.516	1	1	1.000	5	11	.455	8	17	24	2.8	24	1	2	11	5	5	38	4.2
Totals	27-20	447	16.6	32	84	.381	1	1	1.000	9	28	.321	31	35	66	2.4	82	2	11	22	14	14	74	2.7



#20 - JUSTIN MCKIE

SOPHOMORE | GUARD | 6'4" | 195 | 1 LETTER

COLUMBIA, S.C./IRMO

SEASON NOTABLES

- Suffered a concussion during the preseason and was unavailable for the exhib. vs. Benedict
- Hit a career-high three free throws in eight minutes of the season opener against North Florida
- Made both free throws and a pair of threes in a perfect shooting day, scoring a career-high eight points versus Cornell
- Matched his career high with eight points against UNC Asheville, making a pair of 3-pointers in the win
- Played a career-high 22 minutes, scoring 12 points to set a new high-water mark for his career
- Set new career highs in blocks and steals in a win over Oklahoma State

MCKIE'S SUPERLATIVES

POINTS

Career: 12, at Marshall (Dec. 1, 2014)
Season: 12, at Marshall (Dec. 1, 2014)

FIELD GOALS

Career: 5, at Marshall (Dec. 1, 2014)
Season: 5, at Marshall (Dec. 1, 2014)

FIELD GOAL ATTEMPTS

Career: 8, at Marshall (Dec. 1, 2014)
Season: 8, at Marshall (Dec. 1, 2014)

3-POINT FIELD GOALS

Career: 2, twice, last vs. UNC Asheville (Nov. 26, 2014)
Season: 2, twice, last vs. UNC Asheville (Nov. 26, 2014)

3-POINT FIELD GOAL ATTEMPTS

Career: 3, twice, last at Marshall (Dec. 1, 2014)
Season: 4, vs. Tennessee (Jan. 20, 2015)

FREE THROWS

Career: 4, vs. Florida (Jan. 7, 2015)
Season: 4, vs. Florida (Jan. 7, 2015)

FREE THROW ATTEMPTS

Career: 4, twice, last vs. Florida (Jan. 7, 2015)
Season: 4, twice, last vs. Florida (Jan. 7, 2015)

REBOUNDS

Career: 4, 5x, last vs. Coker (Dec. 21, 2014)
Season: 4, 3x, last vs. Coker (Dec. 21, 2014)

ASSISTS

Career: 2, 3x, last vs. Coker (Dec. 21, 2014)
Season: 2, twice, last vs. Coker (Dec. 21, 2014)

BLOCKS

Career: 1, vs. Oklahoma St. (Dec. 6, 2014)
Season: 1, vs. Oklahoma St. (Dec. 6, 2014)

STEALS

Career: 2, vs. Oklahoma St. (Dec. 6, 2014)
Season: 2, vs. Oklahoma St. (Dec. 6, 2014)

MINUTES PLAYED

Career: 22, at Marshall (Dec. 1, 2014)
Season: 22, at Marshall (Dec. 1, 2014)

2014-15

Opponent	Date	GS	Min	FG-FGA	Pct	3FG-FGA	Pct	FT-FTA	Pct	Off	Def	Tot	Avg	PF	FO	A	TO	Blk	Stl	Pts	Avg	
North Florida	11/14/14		8	0-3	.000	0-2	.000	3-4	.750	0	0	0	0.0	2	0	0	0	0	0	0	3	3.0
Baylor	11/18/14									DNP - Coach's Decision												
vs. Cornell	11/20/14		8	2-2	1.000	2-2	1.000	2-2	1.000	1	2	3	1.5	1	0	0	0	0	0	0	8	5.5
vs. Charlotte	11/21/14		3	0-1	.000	0-1	.000	0-0	.000	1	0	1	1.3	0	0	1	0	0	0	0	0	3.7
vs. Akron	11/23/14									DNP - Coach's Decision												
UNC Asheville	11/26/14		13	3-5	.600	2-3	.667	0-0	.000	0	1	1	1.3	1	0	0	0	0	0	0	8	4.8
at Marshall	12/1/14		22	5-8	.625	1-3	.333	1-3	.333	0	4	4	1.8	1	0	0	1	0	1	0	12	6.2
Oklahoma State	12/6/14		18	2-4	.500	1-2	.500	1-2	.500	0	4	4	2.2	1	0	1	0	1	0	1	2	6.2
Clemson	12/19/14		14	1-5	.200	1-4	.250	2-2	1.000	0	2	2	2.1	1	0	0	0	0	0	0	5	6.0
Coker	12/21/14		14	1-6	.167	0-2	.000	0-0	.000	1	3	4	2.4	2	0	2	1	0	1	0	2	5.5
NA&T	12/30/14		20	2-5	.400	0-3	.000	2-2	1.000	0	2	2	2.3	0	0	1	0	1	1	1	6	5.6
vs. Iowa State	1/3/15		12	1-2	.500	0-1	.000	0-0	.000	0	1	1	2.2	0	0	0	1	0	0	0	2	5.2
Florida	1/7/15		15	1-2	.500	0-0	.000	4-4	1.000	1	1	2	2.2	2	0	0	2	1	0	6	5.3	
at Ole Miss	1/10/15		8	0-2	.000	0-1	.000	0-0	.000	0	2	2	2.2	0	0	0	0	0	0	0	0	4.8
Alabama	1/13/15		17	1-4	.250	0-1	.000	0-0	.000	0	1	1	2.1	2	0	0	2	0	0	2	4.6	
at Auburn	1/17/15		10	0-0	.000	0-0	.000	0-0	.000	0	1	1	2.0	0	0	0	0	0	0	0	0	4.3
Tennessee	1/20/15		15	1-6	.167	1-4	.250	0-0	.000	0	1	1	1.9	1	0	1	0	0	0	0	3	4.2
Kentucky	1/24/15		14	1-2	.500	1-1	1.000	0-0	.000	1	1	2	1.9	2	0	0	0	0	0	0	3	4.1
at LSU	1/28/15									DNP - Concussion												
Georgia	1/31/15									DNP - Concussion												
at Arkansas	2/3/15									DNP - Concussion												
at Vanderbilt	2/7/15									DNP - Concussion												
Missouri	2/10/15									DNP - Concussion												
at Kentucky	2/14/15		5	0-1	.000	0-1	.000	0-0	.000	0	1	1	1.9	0	0	0	0	0	0	0	0	3.9
at Georgia	2/17/15																					
Texas A&M	2/21/15																					
at Alabama	2/24/15																					
Mississippi State	2/28/15																					
Arkansas	3/5/15																					
at Tennessee	3/7/15																					

Per 40 Minutes	FGM	FTM	Rebs	Fouls	Assists	Blocks	Steals	Points
	3.9	2.8	5.9	3.1	1.1	0.6	1.1	12.2

CAREER STATISTICS

Season	GP-GS	Min	Avg	FG	FGA	Pct	3FG	3FGA	Pct	FT	FTA	Pct	Off	Def	Tot	Avg	PF	FO	Ast	TO	Blk	Stl	Pts	Avg
2013-14	17-0	80	4.7	3	17	.176	1	8	.125	2	4	.500	4	12	16	0.9	8	0	5	5	0	3	9	0.5
2014-15	17-0	216	12.7	21	58	.362	9	31	.290	15	19	.789	5	26	31	1.9	16	0	6	7	3	6	66	3.9
Totals	34-0	296	8.7	24	75	.320	10	39	.256	17	23	.739	9	38	47	1.4	24	0	11	12	3	9	75	2.3

CAREER SEC STATISTICS

Season	GP-GS	Min	Avg	FG	FGA	Pct	3FG	3FGA	Pct	FT	FTA	Pct	Off	Def	Tot	Avg	PF	FO	Ast	TO	Blk	Stl	Pts	Avg
2014	9-0	56	6.2	2	11	.182	1	5	.200	0	0	.000	1	9	10	1.1	7	0	5	5	0	2	5	0.6
2015	7-0	84	12.0	4	17	.235	2	8	.250	4	4	1.000	2	7	9	1.5	7	0	1	4	1	0	14	2.0
Totals	16-0	135	8.8	6	28	.214	3	13	.231	4	4	1.000	3	16	19	1.3	14	0	6	9	1	2	19	1.2



#10 - DUANE NOTICE

SOPHOMORE | GUARD | 6'2" | 212 | 1 LETTER

WOODBIDGE, ONTARIO, CANADA / ST. THOMAS MORE (OAKDALE, CONN.)

SEASON NOTABLES

- Dished a team best nine assists and scored 10 points in exhib. win vs. Benedict
- Put together a stacked score line of eight points, four rebounds and five assists vs. North Florida
- Played 35 minutes, committing just one turnover with five assists and nine points against Charlotte
- Scored 12 points with four assists against Akron
- Hit 4-of-6 shots for 12 points in a win over UNC Asheville
- Had a career night at Marshall, scoring 27 points on 10-of-18 shooting to lead the team to a big win
- Notched his second-straight 20-point game in a win over Oklahoma State, scoring 20 on 7-of-13 shooting with four rebounds
- Scored 14 of his game-high 19 points in the second half, connecting on a career-high five 3-pointers in a win over Clemson
- Led the team with 19 points, adding in three assists, three steals and five rebounds
- Reached double figures in scoring for the seventh straight game after scoring 13 points in just 19 minutes against North Carolina A&T
- Matched his career high with 37 minutes played against Iowa State, scoring 15 points with six rebounds, four assists and three steals
- Led the team in scoring with 16 points in 32 minutes at Auburn

NOTICE'S SUPERLATIVES

POINTS

Career: 27, at Marshall (Dec. 1, 2014)
Season: 27, at Marshall (Dec. 1, 2014)

FIELD GOALS

Career: 10, at Marshall (Dec. 1, 2014)
Season: 10, at Marshall (Dec. 1, 2014)

FIELD GOAL ATTEMPTS

Career: 18, twice, last at LSU (Jan. 28, 2015)
Season: 18, twice, last at LSU (Jan. 28, 2015)

3-POINT FIELD GOALS

Career: 5, vs. Clemson (Dec. 20, 2014)
Season: 5, vs. Clemson (Dec. 20, 2014)

3-POINT FIELD GOAL ATTEMPTS

Career: 11, vs. Missouri (Feb. 10, 2015)
Season: 11, vs. Missouri (Feb. 10, 2015)

FREE THROWS

Career: 7, at Arkansas (Feb. 19, 2014)
Season: 5, 3x, last vs. Iowa State (Jan. 3, 2015)

FREE THROW ATTEMPTS

Career: 10, at Georgia (Jan. 22, 2014)
Season: 9, vs. Iowa State (Jan. 3, 2015)

REBOUNDS

Career: 8, vs. Auburn (March 12, 2014)
Season: 6, vs. Iowa State (Jan. 3, 2015)

ASSISTS

Career: 8, vs. SC State (Jan. 3, 2014)
Season: 5, 3x, last at Ole Miss (Jan. 10, 2015)

BLOCKS

Career: 1, 6x, last vs. Clemson (Dec. 20, 2014)
Season: 1, twice, last vs. Clemson (Dec. 20, 2014)

STEALS

Career: 3, twice, last vs. Iowa State (Jan. 3, 2015)
Season: 3, twice, last vs. Iowa State (Jan. 3, 2015)

MINUTES PLAYED

Career: 37, vs. Vanderbilt (Feb. 13, 2014)
Season: 37, vs. Iowa State (Jan. 3, 2015)

2014-15

Opponent	Date	GS	Min	FG-FGA	Pct	3FG-3FGA	Pct	FT-FTA	Pct	Off	Def	Tot	Avg	PF	FO	A	TO	Blk	Stl	Pts	Avg
North Florida	11/14/14	*	21	2-5	.400	1-1	1.000	3-4	.750	0	4	4	4.0	1	0	5	1	0	1	8	8.0
Baylor	11/18/14	*	15	0-2	.000	0-0	.000	0-0	.000	0	0	0	2.0	3	0	0	1	0	1	0	4.0
vs. Cornell	11/20/14	*	23	1-4	.250	0-1	.000	4-5	.800	0	1	1	1.7	1	0	4	1	0	0	6	4.7
vs. Charlotte	11/21/14	*	35	3-10	.300	1-4	.250	2-2	1.000	1	2	3	2.0	1	0	5	1	0	1	9	5.8
vs. Akron	11/23/14	*	36	5-9	.556	1-3	.333	1-1	1.000	0	2	2	2.0	1	0	4	2	0	1	12	7.0
UNC Asheville	11/26/14	*	25	4-6	.667	2-4	.500	2-4	.500	0	1	1	1.8	2	0	1	3	1	2	12	7.8
at Marshall	12/1/14	*	36	10-18	.556	2-8	.250	5-5	1.000	1	4	5	2.3	3	0	4	1	0	2	27	10.6
Oklahoma State	12/6/14	*	32	7-13	.538	3-6	.500	3-3	1.000	0	4	4	2.5	2	0	2	2	0	1	20	11.8
Clemson	12/19/14	*	31	7-15	.467	5-9	.556	0-0	.000	1	3	4	2.7	1	0	1	3	1	1	19	12.6
Coker	12/21/14	*	30	6-12	.500	2-4	.500	5-6	.833	1	4	5	2.9	4	0	3	1	0	3	19	13.2
NA&T	12/30/14	*	19	3-6	.500	2-3	.667	5-5	1.000	1	0	1	2.7	3	0	2	2	0	1	13	13.2
vs. Iowa State	1/3/15	*	37	5-12	.417	0-4	.000	5-9	.556	2	4	6	3.0	0	0	4	4	0	3	15	13.3
Florida	1/7/15	*	27	1-7	.143	1-3	.333	2-2	1.000	0	2	2	2.9	1	0	2	2	0	0	5	12.7
at Ole Miss	1/10/15	*	29	3-10	.300	1-7	.143	2-2	1.000	0	2	2	2.9	4	0	5	1	0	0	9	12.4
Alabama	1/13/15	*	18	3-11	.273	1-4	.250	1-1	1.000	1	1	2	2.8	3	0	1	1	0	0	8	12.1
at Auburn	1/17/15	*	29	6-14	.429	2-6	.333	2-5	.400	1	1	2	2.8	2	0	2	0	0	0	16	12.4
Tennessee	1/20/15	*	19	2-8	.250	1-5	.200	0-0	.000	0	1	1	2.6	0	0	3	2	0	0	5	11.9
Kentucky	1/24/15	*	19	0-5	.000	0-0	.000	2-2	1.000	1	1	2	2.6	2	0	0	1	0	0	2	11.4
at LSU	1/28/15	*	36	5-18	.278	2-7	.286	0-1	.000	1	0	1	2.5	0	0	3	3	0	2	12	11.4
Georgia	1/31/15	*	28	4-10	.400	2-4	.500	1-1	1.000	0	5	5	2.6	3	0	3	1	0	0	11	11.4
at Arkansas	2/3/15	*	32	2-10	.200	0-5	.000	1-4	.250	1	4	5	2.8	1	0	3	4	0	0	5	11.1
at Vanderbilt	2/7/15	*	23	4-6	.667	2-3	.667	0-0	.000	0	1	1	2.7	4	0	0	1	0	0	10	11.0
Missouri	2/10/15	*	34	3-14	.214	3-11	.273	0-0	.000	2	3	5	2.8	1	0	1	3	1	0	9	11.0
at Kentucky	2/14/15	*	35	2-12	.167	0-5	.000	2-2	1.000	0	0	0	2.7	2	0	2	0	0	0	6	10.8
at Georgia	2/17/15																				
Texas A&M	2/21/15																				
at Alabama	2/24/15																				
Mississippi State	2/28/15																				
Arkansas	3/5/15																				
at Tennessee	3/7/15																				

Per 40 Minutes	FGM	FTM	Rebs	Fouls	Assists	Blocks	Steals	Points
	5.3	2.9	3.8	2.7	3.6	0.2	1.1	15.4

CAREER STATISTICS

Season	GP-GS	Min	Avg	FG	FGA	Pct	3FG	3FGA	Pct	FT	FTA	Pct	Off	Def	Tot	Avg	PF	FO	Ast	TO	Blk	Stl	Pts	Avg
2013-14	34-22	856	25.2	90	237	.380	21	58	.362	78	116	.672	35	64	99	2.9	72	2	99	89	4	20	279	8.2
2014-15	24-24	669	27.9	88	237	.371	34	107	.318	48	64	.750	14	50	64	2.7	45	0	60	41	3	19	258	10.8
Totals	58-46	1525	26.3	178	474	.376	55	165	.333	126	180	.700	49	114	163	2.8	117	2	159	130	7	39	537	9.3

CAREER SEC STATISTICS

Season	GP-GS	Min	Avg	FG	FGA	Pct	3FG	3FGA	Pct	FT	FTA	Pct	Off	Def	Tot	Avg	PF	FO	Ast	TO	Blk	Stl	Pts	Avg
2014	18-14	516	28.7	48	133	.361	8	30	.267	46	71	.648	19	34	53	2.9	41	1	50	58	1	11	150	8.3
2015	12-12	329	27.4	35	125	.280	15	60	.250	13	20	.650	7	21	28	2.3	23	0	25	19	1	2	97	8.2
Totals	30-26	845	28.2	83	258	.322	23	90	.256	59	91	.648	26	55	81	2.7	64	1	75	77	2	13	247	8.3



#15 - REGGIE THEUS JR.

SOPHOMORE | FORWARD | 6'6" | 221 | 1 LETTER

LOS ANGELES, CALIF./FAIRFAX

SEASON NOTABLES

- Scored two points in exhib. win vs. Benedict
- Played four minutes in the season opener against North Florida, picking up one steal
- Scored his first points of the season on a dunk against UNC Asheville
- Saw his first minutes of conference action on the road at Arkansas

THEUS JR.'S SUPERLATIVES

POINTS

Career: 3, vs. Marshall (Dec. 30, 2013)

Season: 2, twice, last vs. N. Carolina A&T (Dec. 30, 2014)

FIELD GOALS

Career: 1, 4x, last vs. North Carolina A&T (Dec. 30, 2014)

Season: 1, twice, last vs. N. Carolina A&T (Dec. 30, 2014)

FIELD GOAL ATTEMPTS

Career: 2, 3x, last vs. Coker (Dec. 21, 2014)

Season: 2, vs. Coker (Dec. 21, 2014)

3-POINT FIELD GOALS

Career:

Season:

3-POINT FIELD GOAL ATTEMPTS

Career:

Season:

FREE THROWS

Career: 1, 3x, vs. Florida (March 4, 2014)

Season:

FREE THROW ATTEMPTS

Career: 4, vs. Marshall (Dec. 30, 2013)

Season:

REBOUNDS

Career: 3, vs. Marshall (Dec. 30, 2013)

Season: 1, twice, last at Arkansas (Feb. 3, 2015)

ASSISTS

Career: 1, twice, last at Georgia (Jan. 22, 2014)

Season:

BLOCKS

Career:

Season:

STEALS

Career: 1, 4x, last vs. UNC Asheville (Nov. 26, 2014)

Season: 1, 3x, last vs. UNC Asheville (Nov. 26, 2014)

MINUTES PLAYED

Career: 13, at Georgia (Jan. 22, 2014)

Season: 4, 5x, last vs. N Carolina A&T (Dec. 30, 2014)

2014-15

Opponent	Date	GS	Min	FG-FGA	Pct	3FG-FGA	Pct	FT-FTA	Pct	Off	Def	Tot	Avg	PF	FO	A	TO	Blk	Sd	Pts	Avg
North Florida	11/14/14		4	0-0	.000	0-0	.000	0-0	.000	0	0	0	0.0	1	0	0	0	0	1	0	0.0
Baylor	11/18/14									DNP - Coach's Decision											
vs. Cornell	11/20/14		4	0-0	.000	0-0	.000	0-0	.000	0	0	0	0.0	0	0	0	0	0	1	0	0.0
vs. Charlotte	11/21/14		0+	0-0	.000	0-0	.000	0-0	.000	0	0	0	0.0	0	0	0	0	0	0	0	0.0
vs. Akron	11/23/14		1	1-1	1.000	0-0	.000	0-0	.000	0	0	0	0.0	0	0	0	1	0	0	2	0.5
UNC Asheville	11/26/14									DNP - Coach's Decision											
at Marshall	12/1/14		1	0-0	.000	0-0	.000	0-0	.000	0	0	0	0.0	0	0	0	0	0	0	0	0.4
Oklahoma State	12/6/14		2	0-0	.000	0-0	.000	0-0	.000	0	0	0	0.0	1	0	0	0	0	0	0	0.3
Clemson	12/19/14		2	0-0	.000	0-0	.000	0-0	.000	0	0	0	0.0	0	0	0	0	0	0	0	0.3
Coker	12/21/14		4	0-2	.000	0-0	.000	0-0	.000	0	0	0	0.0	0	0	0	0	0	0	0	0.3
NA&T	12/30/14		4	1-1	1.000	0-0	.000	0-0	.000	0	1	1	0.1	0	0	0	0	0	0	2	0.4
vs. Iowa State	1/3/15									DNP - Coach's Decision											
Florida	1/7/15									DNP - Coach's Decision											
at Ole Miss	1/10/15									DNP - Coach's Decision											
Alabama	1/13/15									DNP - Coach's Decision											
at Auburn	1/17/15									DNP - Coach's Decision											
Tennessee	1/20/15									DNP - Coach's Decision											
Kentucky	1/24/15									DNP - Coach's Decision											
at LSU	1/28/15									DNP - Coach's Decision											
Georgia	1/31/15									DNP - Coach's Decision											
at Arkansas	2/3/15		2	0-0	.000	0-0	.000	0-0	.000	1	0	1	0.2	0	0	0	0	0	0	0	0.4
at Vanderbilt	2/7/15									DNP - Coach's Decision											
Missouri	2/10/15									DNP - Coach's Decision											
at Kentucky	2/14/15		1	0-0	.000	0-0	.000	0-0	.000	0	0	0	0.2	0	0	0	0	0	0	0	0.4
at Georgia	2/17/15									DNP - Coach's Decision											
Texas A&M	2/21/15									DNP - Coach's Decision											
at Alabama	2/24/15									DNP - Coach's Decision											
Mississippi State	2/28/15									DNP - Coach's Decision											
Arkansas	3/5/15									DNP - Coach's Decision											
at Tennessee	3/7/15									DNP - Coach's Decision											

Per 40 Minutes	FGM	FTM	Rebs	Fouls	Assists	Blocks	Steals	Points
	3.2	0.0	3.2	1.6	0.0	0.0	4.8	6.4

CAREER STATISTICS

Season	GP-GS	Min	Avg	FG	FGA	Pct	3FG	3FGA	Pct	FT	FTA	Pct	Off	Def	Tot	Avg	PF	FO	Ast	TO	Blk	Stl	Pts	Avg
2013-14	11-0	39	3.5	2	7	.286	0	0	.000	3	10	.300	3	3	6	0.5	5	0	2	1	0	1	7	0.6
2014-15	11-0	25	2.3	2	4	.500	0	1	.000	0	0	.000	1	1	2	0.2	1	0	0	2	0	3	4	0.4
Totals	22-0	64	2.9	4	11	.364	0	1	.000	3	10	.300	4	4	8	0.4	6	0	2	3	0	4	11	0.5

CAREER SEC STATISTICS

Season	GP-GS	Min	Avg	FG	FGA	Pct	3FG	3FGA	Pct	FT	FTA	Pct	Off	Def	Tot	Avg	PF	FO	Ast	TO	Blk	Stl	Pts	Avg
2014	5-0	22	4.4	0	1	.000	0	0	.000	2	6	.333	0	1	1	0.2	5	0	1	0	0	0	2	0.4
2015	2-0	3	1.5	0	0	.000	0	0	.000	0	0	.000	1	0	1	1.0	0	0	0	0	0	0	0	0.0
Totals	7-0	25	3.6	0	1	.000	0	0	.000	2	6	.333	1	1	2	0.3	5	0	1	0	0	0	2	0.3



#0 - SINDARIUS THORNWELL

SOPHOMORE | GUARD | 6'5" | 215 | 1 LETTER

LANCASTER, S.C./OAK HILL ACADEMY (WILSON, VA.)

SEASON NOTABLES

- Tallied 14 points, and pulled down three rebounds and three blocks in exhib. win vs. Benedict
- Scored six points with four rebounds in 20 minutes against North Florida
- Passed out four assists to go with 16 points and two steals against Baylor
- Led the team with 14 points against Cornell, scoring 10 of the team's first 12 points in the game
- Passed 500 career points, leading all scorers with 20 in a loss to Charlotte, his eighth career 20-point game
- Picked a career-high six steals in a win over UNC Asheville
- Collected a team-high 10 rebounds in a win at Marshall, wrapping up his third career double-double
- Scored 13 points to go with nine rebounds against Oklahoma State
- Stacked the box score with 11 points, five rebounds, four assists, two steals and two blocks against North Carolina A&T
- Helped seal the upset win over No. 9 Iowa State, scoring six points in the final two minutes and forcing a turnover in the waning seconds and just a three point lead
- Led the team with 17 points against Tennessee, playing a season-high 37 minutes
- Scored 14 points with seven rebounds in 37 minutes against top-ranked Kentucky
- Hit all six free throws at LSU, scoring 11 points with nine rebounds and four assists
- Played a season-high 38 minutes against Missouri, scoring 14 points with five rebounds and six assists
- Hit the 20-point mark at Kentucky, adding a season high in free throws made with nine.

THORNWELL'S SUPERLATIVES

POINTS

Career: 26, at Georgia (Jan. 22, 2014)
Season: 20, twice, last at Kentucky (Feb. 14, 2015)

FIELD GOALS

Career: 9, 2x, last at Mississippi State (March 8, 2014)
Season: 8, vs. Charlotte (Nov. 21, 2014)

FIELD GOAL ATTEMPTS

Career: 24, vs. Charlotte (Nov. 21, 2014)
Season: 24, vs. Charlotte (Nov. 21, 2014)

3-POINT FIELD GOALS

Career: 4, vs. Ole Miss (Jan. 18, 2014)
Season: 3, twice, last at Arkansas (Feb. 3, 2015)

3-POINT FIELD GOAL ATTEMPTS

Career: 10, twice, last vs. Charlotte (Nov. 21, 2014)
Season: 10, vs. Charlotte (Nov. 21, 2014)

FREE THROWS

Career: 10, twice, last vs. Georgia (Feb. 22, 2014)
Season: 9, at Kentucky (Feb. 14, 2015)

FREE THROW ATTEMPTS

Career: 13, vs. Manhattan (Dec. 17, 2013)
Season: 11, at Kentucky (Feb. 14, 2015)

REBOUNDS

Career: 11, 2x, last at Miss. State (March 8, 2014)
Season: 10, at Marshall (Dec. 1, 2014)

ASSISTS

Career: 9, vs. Auburn (Feb. 5, 2014)
Season: 6, vs. Missouri (Feb. 10, 2015)

BLOCKS

Career: 2, 6x, last vs. North Carolina A&T (Dec. 30, 2014)
Season: 2, twice, last vs. North Carolina A&T (Dec. 30, 2014)

STEALS

Career: 6, vs. UNC Asheville (Nov. 26, 2014)
Season: 6, vs. UNC Asheville (Nov. 26, 2014)

MINUTES PLAYED

Career: 40, vs. Georgia (Feb. 22, 2014)
Season: 38, vs. Missouri (Feb. 10, 2015)

2014-15

Opponent	Date	GS	Min	FG-FGA	Pct	3FG-FGA	Pct	FT-FTA	Pct	Off	Def	Tot	Avg	PF	FO	A	TO	Blk	Stl	Pts	Avg
North Florida	11/14/14	*	20	3-7	.429	0-1	.000	0-0	.000	3	1	4	4.0	0	0	2	1	1	1	6	6.0
Baylor	11/18/14	*	32	5-12	.412	1-6	.167	5-7	.714	0	3	3	3.5	5	1	4	2	0	2	16	11.0
vs. Cornell	11/20/14	*	23	5-11	.455	3-8	.375	1-2	.500	2	2	4	3.7	1	0	0	0	0	1	14	12.0
vs. Charlotte	11/21/14	*	34	8-24	.333	1-10	.100	3-4	.750	1	7	8	4.8	3	0	1	7	1	2	20	14.0
vs. Akron	11/23/14	*	35	4-12	.333	1-4	.250	4-4	1.000	5	3	8	5.4	3	0	1	4	1	3	13	13.8
UNC Asheville	11/26/14	*	32	5-13	.385	1-5	.200	1-2	.500	1	1	2	4.8	2	0	4	2	0	6	12	13.5
at Marshall	12/1/14	*	27	4-12	.333	0-4	.000	2-6	.333	3	7	10	5.6	4	0	3	1	2	3	10	13.0
Oklahoma State	12/6/14	*	27	3-9	.333	0-1	.000	7-9	.778	2	7	9	6.0	3	0	0	0	0	0	13	13.0
Clemson	12/19/14	*	26	1-5	.200	1-4	.250	3-4	.750	0	7	7	6.1	2	0	2	0	0	0	6	12.2
Coker	12/21/14	*	20	2-6	.333	0-1	.000	0-0	.000	1	2	3	5.8	1	0	1	1	1	1	4	11.4
NA&T	12/30/14	*	26	3-6	.500	1-1	1.000	4-4	1.000	2	3	5	5.7	3	0	4	2	2	2	11	11.4
vs. Iowa State	1/3/15	*	27	4-8	.500	1-2	.500	4-8	.500	1	7	8	5.9	3	0	0	3	0	1	13	11.5
Florida	1/7/15	*	18	1-4	.250	1-2	.500	2-2	1.000	0	0	0	5.5	5	1	2	1	0	0	5	11.0
at Ole Miss	1/10/15	*	35	3-11	.272	1-5	.200	2-4	.500	2	4	6	5.5	1	0	4	4	1	2	9	10.9
Alabama	1/13/15	*	29	1-8	.125	1-4	.250	3-4	.750	0	2	2	5.3	4	0	1	1	0	0	6	10.5
at Auburn	1/17/15	*	28	4-8	.500	1-4	.250	4-6	.667	1	3	4	5.2	5	1	1	4	0	0	13	10.7
Tennessee	1/20/15	*	37	4-14	.286	1-4	.250	8-9	.889	5	2	7	5.3	2	0	0	4	0	1	17	11.1
Kentucky	1/24/15	*	37	3-11	.273	2-4	.500	6-8	.750	1	6	7	5.4	3	0	2	3	0	0	14	11.2
at LSU	1/28/15	*	36	2-11	.182	1-3	.333	6-6	1.000	5	4	9	5.6	1	0	4	1	0	1	11	11.2
Georgia	1/31/15	*	35	4-9	.444	1-4	.250	1-2	.500	1	4	5	5.6	2	0	4	1	0	3	10	11.2
at Arkansas	2/3/15	*	27	4-9	.444	3-4	.750	5-5	1.000	3	0	3	5.4	3	0	0	3	0	2	16	11.4
at Vanderbilt	2/7/15	*	31	3-7	.429	1-5	.200	5-6	.833	0	0	0	5.2	4	0	2	2	0	0	12	11.4
Missouri	2/10/15	*	38	6-12	.500	2-6	.333	0-1	.000	0	5	5	5.2	0	0	6	1	1	2	14	11.5
at Kentucky	2/14/15	*	34	5-17	.294	1-4	.250	9-11	.818	1	4	5	5.2	4	0	0	4	0	2	20	11.9
at Georgia	2/17/15																				
Texas A&M	2/21/15																				
at Alabama	2/24/15																				
Mississippi State	2/28/15																				
Arkansas	3/5/15																				
at Tennessee	3/7/15																				

Per 40 Minutes	FGM	FTM	Rebs	Fouls	Assists	Blocks	Steals	Points
	4.9	4.8	6.9	3.6	2.7	0.6	2.0	16.0

CAREER STATISTICS

Season	GP-GS	Min	Avg	FG	FGA	Pct	3FG	3FGA	Pct	FT	FTA	Pct	Off	Def	Tot	Avg	PF	FO	Ast	TO	Blk	Stl	Pts	Avg
2013-14	34-34	1007	29.6	143	370	.386	37	100	.370	131	178	.736	48	91	139	4.1	100	2	101	106	21	40	454	13.4
2014-15	24-24	714	29.8	87	246	.354	26	96	.271	85	114	.746	40	84	124	5.2	64	3	48	52	10	35	285	11.9
Totals	58-58	1721	29.7	230	616	.373	63	196	.321	216	292	.740	88	175	263	4.5	164	5	149	158	31	75	739	12.7

CAREER SEC STATISTICS

Season	GP-GS	Min	Avg	FG	FGA	Pct	3FG	3FGA	Pct	FT	FTA	Pct	Off	Def	Tot	Avg	PF	FO	Ast	TO	Blk	Stl	Pts	Avg
2014	18-18	597	33.2	90	229	.393	21	60	.350	79	105	.752	29	56	85	4.7	55	2	72	75	13	21	280	15.6
2015	12-12	385	32.1	40	121	.331	16	49	.327	51	64	.797	19	34	53	4.4	34	2	26	29	2	13	147	12.3
Totals	30-30	982	32.7	130	350	.371	37	109	.339	130	169	.769	48	90	138	4.6	89	4	98	104	15	34	427	14.2



#12 - SHAMIEK SHEPPARD

FRESHMAN | GUARD | 6'6" | 215 | HS

BROOKLYN, N.Y./SOUTH SHORE/FISHBURNE MILITARY SCHOOL (WAYNESBORO CITY, VA.)

SEASON NOTABLES

- Returned from knee surgery to play against North Carolina A&T, playing five minutes and hitting a three with two rebounds
- Saw his first action in conference games against Tennessee, playing three minutes
- Played a season-high 14 minutes on the road at LSU

SHEPPARD'S SUPERLATIVES

POINTS

3, vs. North Carolina A&T (Dec. 30, 2014)

FIELD GOALS

1, 5x, last vs. Missouri (Feb. 10, 2015)

FIELD GOAL ATTEMPTS

5, at LSU (Jan. 28, 2015)

3-POINT FIELD GOALS

1, vs. North Carolina A&T (Dec. 30, 2014)

3-POINT FIELD GOAL ATTEMPTS

2, at LSU (Jan. 28, 2015)

FREE THROWS

FREE THROW ATTEMPTS

2, at LSU (Jan. 28, 2015)

REBOUNDS

3, vs. Missouri (Feb. 10, 2015)

ASSISTS

1, vs. Missouri (Feb. 10, 2015)

BLOCKS

1, 4x, last vs. Missouri (Feb. 10, 2015)

STEALS

2, vs. Missouri (Feb. 10, 2015)

MINUTES PLAYED

14, at LSU (Jan. 28, 2015)

2014-15

Opponent	Date	GS	Min	FG-FGA	Pct	3FG-FGA	Pct	FFFTA	Pct	Off	Def	Tot	Avg	PF	FO	A	TO	Blk	Stl	Pts	Avg	
North Florida	11/14/14																					
Baylor	11/18/14																					
vs. Cornell	11/20/14																					
vs. Charlotte	11/21/14																					
vs. Akron	11/23/14																					
UNC Asheville	11/26/14																					
at Marshall	12/1/14																					
Oklahoma State	12/6/14																					
Clemson	12/19/14																					
Coker	12/21/14																					
NA&T	12/30/14		5	1-2	.500	1-1	1.000	0-0	.000	1	1	2	2.0	0	0	0	1	0	0	3	3.0	
vs. Iowa State	1/3/15		11	1-4	.250	0-0	.000	0-0	.000	1	1	2	2.0	2	0	0	0	1	1	2	2.5	
Florida	1/7/15																					
at Ole Miss	1/10/15																					
Alabama	1/13/15																					
at Auburn	1/17/15																					
Tennessee	1/20/15		3	0-2	.000	0-0	.000	0-0	.000	0	0	0	1.3	1	0	0	0	1	0	0	1.7	
Kentucky	1/24/15																					
at LSU	1/28/15		14	1-5	.250	0-0	.000	0-2	.000	2	0	2	1.5	1	0	0	1	1	1	2	1.8	
Georgia	1/31/15		5	1-1	1.000	0-0	.000	0-0	.000	0	0	0	1.2	1	0	0	0	0	1	2	1.8	
at Arkansas	2/3/15																					
at Vanderbilt	2/7/15																					
Missouri	2/10/15		7	1-3	.333	0-0	.000	0-0	.000	2	1	3	1.5	0	0	1	0	1	2	2	1.8	
at Kentucky	2/14/15		3	0-0	.000	0-0	.000	0-0	.000	0	0	0	1.3	1	0	0	0	0	0	0	1.6	
at Georgia	2/17/15																					
Texas A&M	2/21/15																					
at Alabama	2/24/15																					
Mississippi State	2/28/15																					
Arkansas	3/5/15																					
at Tennessee	3/7/15																					

Per 40 Minutes	FGM	FTM	Rebs	Fouls	Assists	Blocks	Steals	Points
4.2	0.0	7.5	5.0	0.8	3.3	4.2	9.2	

CAREER STATISTICS

Season	GP-GS	Min	Avg	FG	FGA	Pct	3FG	3FGA	Pct	FT	FTA	Pct	Off	Def	Tot	Avg	PF	FO	Ast	TO	Blk	Stl	Pts	Avg
2014-15	7-0	48	6.9	5	18	.278	1	11	1.000	0	2	.000	6	3	9	1.5	6	0	1	2	4	5	11	1.6

CAREER SEC STATISTICS

Season	GP-GS	Min	Avg	FG	FGA	Pct	3FG	3FGA	Pct	FT	FTA	Pct	Off	Def	Tot	Avg	PF	FO	Ast	TO	Blk	Stl	Pts	Avg
2015	5-0	32	6.4	3	12	.250	0	0	.000	0	2	.000	4	1	5	1.0	4	0	1	1	3	4	6	1.2



#1 MARCUS STROMAN

FRESHMAN | GUARD | 6'2" | 183 | HS

COLUMBIA, S.C./KEENAN

SEASON NOTABLES

- Scored five points in exhibition win vs. Benedict, adding three assists
- Commanded the offense in his first regular season game, scoring six points with six assists and two steals in 25 minutes, all while committing zero turnovers.
- Led the bench scoring with 10 points, adding five rebounds and three assists against Baylor
- Picked up three steals and scored six points with three assists against Cornell
- Stacked the box score with nine points, six rebounds and four assists against Akron
- Scored seven points with six assists and four rebounds in a win over UNC Asheville
- Passed out five assists with four points and a season-high eight rebounds against Oklahoma State
- Set a new career high with eight assist versus just one turnover against Coker
- Played 28 minutes at Arkansas, totaling 10 points, six assists and four rebounds

STROMAN'S SUPERLATIVES

POINTS

10, twice, last at Arkansas (Feb. 3, 2015)

FIELD GOALS

4, vs. Akron (Nov. 23, 2014)

FIELD GOAL ATTEMPTS

9, at Arkansas (Feb. 3, 2015)

3-POINT FIELD GOALS

1, vs. Baylor (Nov. 18, 2014)

3-POINT FIELD GOAL ATTEMPTS

3, twice, last at Arkansas (Feb. 3, 2015)

FREE THROWS

4, twice, last at Arkansas (Feb. 3, 2015)

FREE THROW ATTEMPTS

6, vs. Cornell (Nov. 20, 2014)

REBOUNDS

8, vs. Oklahoma St. (Dec. 6, 2014)

ASSISTS

8, vs. Coker (Dec. 21, 2014)

BLOCKS

1, 3x, last at LSU (Jan. 28, 2015)

STEALS

3, vs. Cornell (Nov. 20, 2014)

MINUTES PLAYED

29, vs. Florida (Jan. 7, 2015)

2014-15

Opponent	Date	GS	Min	FG-FGA	Pct	3FG-FGA	Pct	FT-FTA	Pct	Off	Def	Tot	Avg	PF	FO	A	TO	Blk	Stl	Pts	Avg
North Florida	11/14/14	25	3-7	.429	0-1	.000	0-0	.000	0	3	3	3.0	1	0	6	0	0	2	6	6.0	
Baylor	11/18/14	27	3-6	.500	1-3	.333	3-4	.750	2	3	5	4.0	1	0	3	1	1	1	10	8.0	
vs. Cornell	11/20/14	25	1-6	.167	0-1	.000	4-6	.667	0	1	1	3.0	1	0	3	2	0	3	6	7.3	
vs. Charlotte	11/21/14	22	1-2	.500	0-0	.000	2-2	1.000	0	3	3	3.0	3	0	4	1	0	1	4	6.5	
vs. Akron	11/23/14	26	4-7	.571	0-0	.000	1-2	.500	2	4	6	3.6	3	0	4	3	0	0	9	7.0	
UNC Asheville	11/26/14	25	2-3	.667	0-0	.000	3-3	1.000	0	4	4	3.7	3	0	6	5	0	1	7	7.0	
at Marshall	12/1/14	25	2-4	.500	0-1	.000	2-4	.500	1	3	4	3.7	1	0	3	5	0	0	6	6.9	
Oklahoma State	12/6/14	25	2-6	.333	0-0	.000	0-1	.000	2	6	8	4.3	2	0	5	2	0	1	4	6.5	
Clemson	12/19/14	19	0-2	.000	0-1	.000	2-6	.333	0	3	3	4.1	1	0	2	2	0	0	2	6.0	
Coker	12/21/14	22	0-2	.000	0-0	.000	0-0	.000	2	2	4	4.1	2	0	8	1	0	0	0	5.4	
NA&T	12/30/14	17	2-3	.667	0-0	.000	1-3	.333	1	4	5	4.2	1	0	7	2	1	0	5	5.4	
vs. Iowa State	1/3/15	9	1-1	1.000	0-0	.000	0-0	.000	1	1	2	4.0	3	0	1	3	0	1	2	5.1	
Florida	1/7/15	29	2-5	.400	0-1	.000	3-5	.600	0	0	0	3.7	3	0	3	4	0	2	7	5.2	
at Ole Miss	1/10/15	11	1-4	.250	0-1	.000	0-0	.000	0	0	0	3.4	3	0	2	1	0	0	2	5.0	
Alabama	1/13/15	20	0-1	.000	0-0	.000	3-4	.750	0	4	4	3.5	3	0	3	1	0	1	3	4.9	
at Auburn	1/17/15	22	1-3	.333	0-0	.000	0-1	.000	1	0	1	3.3	3	0	2	3	0	0	2	4.7	
Tennessee	1/20/15	15	2-4	.500	1-1	1.000	0-0	.000	0	0	0	3.1	1	0	2	0	0	2	5	4.7	
Kentucky	1/24/15	26	1-7	.143	0-1	.000	3-4	.750	1	1	2	3.1	2	0	2	1	1	1	5	4.7	
at LSU	1/28/15	15	1-3	.333	0-1	.000	0-0	.000	1	2	3	3.0	4	0	1	2	1	0	2	4.6	
Georgia	1/31/15	15	2-5	.400	0-1	.000	1-2	.500	0	1	1	3.0	3	0	1	3	0	1	5	4.6	
at Arkansas	2/3/15	28	3-9	.333	0-3	.000	4-5	.800	1	3	4	3.0	3	0	6	4	0	0	10	4.9	
at Vanderbilt	2/7/15	22	1-3	.333	0-0	.000	1-2	.500	0	4	4	3.0	3	0	5	1	0	1	3	4.8	
Missouri	2/10/15																				
at Kentucky	2/14/15																				
at Georgia	2/17/15																				
Texas A&M	2/21/15																				
at Alabama	2/24/15																				
Mississippi State	2/28/15																				
Arkansas	3/5/15																				
at Tennessee	3/7/15																				

Per 40 Minutes	FGM	FTM	Rebs	Fouls	Assists	Blocks	Steals	Points
	3.0	2.8	5.7	4.3	6.7	0.3	1.5	8.9

CAREER STATISTICS

Season	GP-GS	Min	Avg	FG	FGA	Pct	3FG	3FGA	Pct	FT	FTA	Pct	Off	Def	Tot	Avg	PF	FO	Ast	TO	Blk	Stl	Pts	Avg
2014-15	22-0	470	21.4	35	93	.376	2	17	.118	33	54	.611	15	52	67	3.0	50	0	79	47	4	18	105	4.8

CAREER SEC STATISTICS

Season	GP-GS	Min	Avg	FG	FGA	Pct	3FG	3FGA	Pct	FT	FTA	Pct	Off	Def	Tot	Avg	PF	FO	Ast	TO	Blk	Stl	Pts	Avg
2015	10-0	203	20.3	14	44	.318	1	10	.100	15	23	.652	4	15	19	1.9	28	0	27	20	2	8	44	4.4

THE LAST TIME IN SOUTH CAROLINA BASKETBALL ...

AN INDIVIDUAL ...

Scored 20 or more points:	South Carolina: Sindarius Thornwell (20), at Kentucky, Feb. 14, 2015 in Lexington, Ky. Opponent: KT Harrell (24), Auburn, Jan. 17, 2015 in Auburn, Ala.
Scored 30 or more points:	South Carolina: Brenton Williams (32) at Missouri, Jan. 25, 2014 in Columbia, Mo. Opponent: Andrew Rowsey (30), UNC Asheville, Nov. 26, 2014 in Columbia, S.C.
Scored 35 or more points:	South Carolina: Brenton Williams (38) vs. Miss. State, March 6, 2013 in Columbia, S.C. Opponent: Michael Frazier II (37), Florida, March 4, 2014 in Columbia, S.C.
Scored 40 or more points:	South Carolina: N/A thru 1992-93 season Opponent: Austin Carr (43), Notre Dame, Dec. 30, 1969 in New Orleans, La.
Collected 20 or more rebounds:	South Carolina: Emmett Hall (23), vs. College of Charleston, Dec. 22, 1993 in Columbia, S.C. Opponent: Ekpe Udoh (20), Baylor, Jan. 2, 2010 in Columbia, S.C.
Collected 15 or more rebounds:	South Carolina: Lakeem Jackson (15), vs. UALR, Nov. 25, 2012 in Puerto Vallarta, Mexico Opponent: Trey James (15), Coker, Dec. 21, 2014 in Columbia, S.C.
Made 12 or more field goals:	South Carolina: Devan Downey (12) vs. Georgia, Jan. 30, 2010 in Columbia, S.C. Opponent: Michael Frazier II (12), Florida, March 4, 2014 in Columbia, S.C.
Made 10 or more field goals:	South Carolina: Duane Notice (10), at Marshall Dec. 1, 2014 in Huntington, W.Va. Opponent: Elston Turner (10), Texas A&M, March 2, 2013 in College Station, Texas
Attempted 20 or more field goals:	South Carolina: Sindarius Thornwell (24), vs. Charlotte Nov. 21, 2014 in Charleston, S.C. Opponent: Michael Frazier II (21), Florida, March 4, 2014 in Columbia, S.C.
Attempted 25 or more field goals:	South Carolina: Devan Downey, 25, at Kentucky, Feb. 25, 2010 in Lexington, Ky. Opponent: Kemmy Burgess (Alaska-Anchorage), 26, Nov. 24, 2005 in Anchorage, Alaska
Dished 10 or more assists:	South Carolina: Devan Downey, 11, vs. LSU, March 13, 2008 in Atlanta, Ga. Opponent: 11, Dee Bost, Mississippi State, Feb. 29, 2012 in Columbia, S.C.
Swiped 5 or more steals:	South Carolina: Sindarius Thornwell, 6 vs. UNC Asheville, Nov. 26, 2014 in Columbia, S.C. Opponent: 5, Allen Payne, Auburn, Feb. 26, 2014 in Auburn, Ala.
Blocked 5 or more shots:	South Carolina: Damontre Harris, 5, vs. Georgia, Feb. 15, 2012 in Columbia, S.C. Opponent: Jarell Martin and Jordan Mickey (6), LSU, Jan. 28, 2015 in Baton Rouge, La.
Made 5 or more 3-point field goals:	South Carolina: Duane Notice (5), vs. Clemson Dec. 19, 2014 in Columbia, S.C. Opponent: Andrew Rowsey (6), UNC Asheville, Nov. 26, 2014 in Columbia, S.C.
Attempted 8 or more 3-point field goals:	South Carolina: Duane Notice (11), vs. Missouri, Feb. 10, 2015 in Columbia, S.C. Opponent: Austin Loop (10), Marshall, Dec. 1, 2014 in Huntington, W.Va.
Made 10 or more free throws:	South Carolina: Brenton Williams (15), vs. Kentucky, March 1, 2014 in Columbia, S.C. Opponent: J.J. Frazier (11), Georgia, Jan. 31, 2015 in Athens, Ga.
Attempted 15 or more free throws:	South Carolina: Brenton Williams (16) vs. Kentucky, March 1, 2014 in Columbia, S.C. Opponent: Shawn Smith (15), Marshall (Dec. 30, 2013) in Columbia, S.C.
Played all 40 minutes of regulation:	South Carolina: Brenton Williams, at Mississippi State, March 8, 2014 in Starkville, Miss. Opponent: Frank Sullivan, Auburn, Jan. 12, 2013 in Columbia, S.C.
A player hit a last-second shot (within 3 seconds) to win a game:	South Carolina: Bruce Ellington vs. Alabama, Jan. 25, 2012 in Columbia, S.C. Opponent: Brian Bryant, Mississippi State, Feb. 29, 2012 in Columbia, S.C.
A player had a double-double:	South Carolina: Laimonas Chatkevicius (15 points, 11 rebounds), at Auburn, Jan. 17, 2015 in Auburn, Ala. Opponent: Dakari Johnson (10 points, 13 rebounds), Kentucky, Feb. 14, 2015 in Lexington, Ky.
Two or more players had a double-double:	S. Carolina: Michael Carrera (23 points, 10 rebounds) and Lakeem Jackson (11 points, 11 rebounds) at LSU, Jan. 16, 2013 in Baton Rouge, La. Opponent: Alex Oriakhi (18 points, 11 rebounds), Earnest Ross (21 points, 10 rebounds) Missouri, Jan. 22, 2013 in Columbia, Mo.
A player had a triple-double:	South Carolina: Sam Muldrow (16 points, 14 rebounds, 10 blocks) vs. Vanderbilt, Jan. 8, 2011 in Columbia, S.C. *** Only second triple-double in South Carolina history (Chuck Eidson (25 points, 10 rebounds, 10 assists) vs. SC State, Nov. 29, 2002 in Columbia, S.C. Opponent: Daniel Hackett (Southern California - 22 points, 10 rebounds, 10 assists), Nov. 17, 2007 in Columbia, S.C.
Scored 30 or more points in back-to-back games:	South Carolina: Devan Downey, 30 vs. Kentucky, Jan. 26, 2010 in Columbia, S.C. 33 vs. Georgia, Jan. 30, 2010, in Columbia, S.C.
Scored 25 or more points in back-to-back games:	South Carolina: Devan Downey, 33 vs. Georgia, Jan. 30, 2010, in Columbia, S.C. 26 at Tennessee, Feb. 6, 2010 in Knoxville, Tenn.

A TEAM...

Scored 100 or more points:	South Carolina: 103 vs. The Citadel, Nov. 12, 2007 in Columbia, S.C. Opponent: 107, Vanderbilt, Feb. 17, 1996 in Nashville, Tenn.
Scored 50 points or less:	South Carolina: 46, vs. Florida, March 4, 2014 in Columbia S.C. Opponent: 50, Georgia, Jan. 31, 2015 in Athens, Ga.
Scored 50 points in a half:	South Carolina: 52 (2nd half) vs. UNC Asheville Nov. 26, 2014 in Columbia, S.C. Opponent: 52 (2nd half) vs. Georgia Jan. 22, 2014 in Athens, Ga.
Failed to score 25 points in a half:	South Carolina: 18 (1st half), at Kentucky, Feb. 14, 2015 in Lexington, Ky. Opponent: 22 (1st half), Vanderbilt, Feb. 7, 2015 in Nashville, Tenn.

Collected 50 or more rebounds:	South Carolina: 50, vs. Longwood, Nov. 9, 2013 in Columbia, S.C. Opponent: 52, WKU, Nov. 27, 2010 in Bowling Green, Ky.
Shot 60% or better from the field:	South Carolina: 60.8% (31-51) at Western Carolina, Nov. 18, 2005 in Cullowhee, N.C. Opponent: 69.6% (32-46) Missouri, Feb. 28, 2013 in Columbia, S.C.
Shot 50% or better from the field:	South Carolina: 50.0% (26-52), at Auburn, Jan. 17, 2015 in Auburn, Ala. Opponent: 50.0% (27-54) Kentucky, Feb. 14, 2015 in Lexington, Ky.
Shot less than 30% from the field:	South Carolina: 23.6% (13-55), at Kentucky, Feb. 14, 2015 in Lexington, Ky. Opponent: 28.6% (16-56), Marshall, Dec. 1, 2014 in Huntington, W.Va.
Shot 50% or better from 3-point range (at least 10 attempts):	South Carolina: 73.3% (11-15), vs. Auburn, March 12, Atlanta, Ga. Opponent 50.0% (7-14), Missouri, Feb. 10, 2015 in Columbia, S.C.
Shot 20% or less from 3-point range (at least 10 attempts):	South Carolina: 15.0% (3-20), at Kentucky, Feb. 14, 2015 in Lexington, Ky. Opponent: 15.4 % (2-13), Arkansas, Feb. 3, 2015 in Fayetteville, Ark.
Dished 20 or more assists:	South Carolina: 20, vs. North Carolina A&T, Dec. 30, 2014 in Columbia, S.C. Opponent: 21, Georgia, Jan. 22, 2014 in Athens, Ga.
Made 35 or more shots:	South Carolina: 35 vs. Elon, Nov. 19, 2010 in Columbia, S.C. Opponent: 35, vs. Tennessee, March 5, 2009 in Columbia, S.C.
Attempted 80 or more shots:	South Carolina: 83 vs. WKU Nov. 27, 2010 in Bowling Green, Ky. Opponent: 83, LSU, Feb. 10, 1996 in Columbia, S.C.
Attempted 70 or more shots:	South Carolina: 72, vs. Providence, Dec. 1, 2011 in Columbia, S.C. Opponent: 71, Arkansas, Feb. 3, 2015 in Fayetteville, Ark.
Made 10 or more 3-pointers:	South Carolina: 11 vs. Auburn, March 12, 2014 in Atlanta, Ga. Opponent: 10, Tennessee, Jan. 20, 2015 in Columbia, S.C.
Did not make a 3-pointer:	South Carolina: 0, vs. Milwaukee, Nov. 11, 2012 in Columbia, S.C. Opponent: 0, Miss. State, Jan. 9, 2013 in Starkville, Miss.
Attempted 30 or more 3-pointers:	South Carolina: 31 vs. Alabama, Jan. 25, 2012 in Columbia, S.C. Opponent: 32, North Florida, Nov. 14, 2014 in Columbia, S.C.
Attempted 25 or more 3-pointers:	South Carolina: 25 vs. Missouri, Feb. 10, 2014 in Columbia, S.C. Opponent: 29, UNC Asheville, Nov. 26, 2014 in Columbia, S.C.
Made 30 or more free throws:	South Carolina: 30 vs. Arkansas, March 13, 2014 in Atlanta, Ga. Opponent: 33, Kentucky, March 1, 2014 in Columbia, S.C.
Attempted 40 or more free throws:	South Carolina: 41 vs. Arkansas, March 13, 2014 in Atlanta, Ga. Opponent: 42, Kentucky, March 1, 2014 in Columbia, S.C.
Swiped 15 or more steals:	South Carolina: 15 vs. Vanderbilt, Jan. 16, 2010 in Columbia, S.C. Opponent: 17, Florida, March 4, 2014 in Columbia, S.C.
Blocked 12 or more shots:	South Carolina: 12, vs. Vanderbilt, Jan. 8, 2011 in Columbia, S.C. Opponent: 13, LSU, Jan. 28, 2015 in Baton Rouge, La.
Blocked 8 or more shots:	South Carolina: 9, vs. Coker, Dec. 21, 2014 in Columbia, S.C. Opponent: 8, Arkansas, Feb. 3, 2015 in Fayetteville, Ark.
Won by 30 or more points:	South Carolina: 37, vs. North Carolina A&T, Dec. 30, 2014 in Columbia, S.C. Opponent: 34, Kentucky, Feb. 14, 2015 in Lexington, Ky.
Won by 20 or more points:	South Carolina: 37, vs. North Carolina A&T, Dec. 30, 2014 in Columbia, S.C. Opponent: 34, at Kentucky, Feb. 14, 2015 in Lexington, Ky.
Played a single overtime game:	Win: 82-73 at LSU, Jan. 16, 2013 in Baton Rouge, La. Loss: 62-54 at Georgia, Feb. 23, 2013 in Athens, Ga.
Played a double overtime game:	Win: 87-85 vs. WKU, Nov. 27, 2010 in Bowling Green, Ky. Loss: 98-88 vs. Louisville, Feb. 20, 1988 in Columbia, S.C.
South Carolina played a No. 1 Team in the country:	Win: 68-62 vs. Kentucky, Jan. 26, 2010 in Columbia, S.C. Loss: 77-43 loss at Kentucky, Feb. 14, 2015 in Lexington, Ky.
South Carolina played a top-5 opponent:	Win: 68-62 vs. No. 1/1 Kentucky, Jan. 26, 2010 in Columbia, S.C. Loss: 75-36 loss to No. 4/4 Florida, Jan. 30, 2013 in Gainesville, Fla.
South Carolina played a top-10 opponent:	Win: 64-60 vs. No. 9/9 Iowa State, Jan. 3, 2015 in Brooklyn, N.Y. Loss: 58-43 loss vs. Kentucky, Jan. 24, 2015 in Columbia, S.C.
South Carolina played a top-25 opponent:	Win: 64-60 vs. No. 9/9 Iowa State, Jan. 3, 2015 in Brooklyn, N.Y. Loss: 58-43 loss vs. Kentucky, Jan. 24, 2015 in Columbia, S.C.
South Carolina defeated a ranked opponent:	Home: Win: 72-67 win over No. 17/15 Kentucky, March 1, 2014 in Columbia, S.C. Away: 77-73 at No. 13/19 Vanderbilt, March 6, 2010 in Nashville, Tenn. Neutral: 64-60 vs. No. 9/9 Iowa State, Jan. 3, 2015 in Brooklyn, N.Y. SEC Home: Win: 72-67 win over No. 17/15 Kentucky, March 1, 2014 in Columbia, S.C. SEC Away: 77-73 at No. 13/19 Vanderbilt, March 6, 2010 in Nashville, Tenn. Non-conference away: 85-84 at No. 19/20 Baylor, Jan. 2, 2009 in Waco, Texas
A South Carolina win opened the season:	Home: 81-56, vs. North Florida, Nov. 14, 2014 in Columbia, S.C. Away: 81-63 win at Western Carolina, Nov. 12, 2005 in Cullowhee, N.C. Neutral: 74-61 win vs. Chaminade, Nov. 19, 2001 in Maui, Hawaii (Maui Invite)
South Carolina opened SEC play:	Home: 72-68 loss vs. Florida, Jan. 7, 2015 in Gainesville, Fla. Away: 74-58 loss at No. 10/11 Florida, Jan. 8, 2014 in Gainesville, Fla.



South Carolina Basketball
South Carolina Combined Team Statistics (as of Feb 14, 2015)
All games

RECORD:	OVERALL	HOME	AWAY	NEUTRAL
ALL GAMES	12-12	9-4	1-6	2-2
CONFERENCE	3-9	3-3	0-6	0-0
NON-CONFERENCE	9-3	6-1	1-0	2-2

##	Player	gp-gs	min	avg	Total		3-Point		F-Throw		Rebounds				pf	dq	a	to	blk	stl	pts	avg
					fg-fga	fg%	3fg-fga	3fg%	ft-fa	ft%	off	def	tot	avg								
00	THORNWELL, Sindari	24-24	714	29.8	87-246	.354	26-96	.271	85-114	.746	40	84	124	5.2	64	3	48	52	10	35	285	11.9
10	NOTICE, Duane	24-24	669	27.9	88-237	.371	34-107	.318	48-64	.750	14	50	64	2.7	45	0	60	41	3	19	258	10.8
04	JOHNSON, Tyrone	24-24	691	28.8	72-194	.371	16-60	.267	63-74	.851	12	57	69	2.9	49	0	81	44	6	29	223	9.3
14	CHATKEVICIUS, L.	24-17	502	20.9	85-166	.512	7-22	.318	23-33	.697	37	80	117	4.9	53	2	13	37	34	9	200	8.3
25	KACINAS, Mindaugas	24-0	507	21.1	56-100	.560	7-21	.333	35-47	.745	59	67	126	5.3	53	2	9	26	10	16	154	6.4
21	HENRY, Demetrius	21-19	410	19.5	52-102	.510	1-3	.333	22-35	.629	27	49	76	3.6	69	4	6	34	19	7	127	6.0
24	CARRERA, Michael	21-12	401	19.1	37-97	.381	6-18	.333	34-46	.739	44	70	114	5.4	54	2	9	23	17	6	114	5.4
01	STROMAN, Marcus	22-0	470	21.4	35-93	.376	2-17	.118	33-54	.611	15	52	67	3.0	50	0	79	47	4	18	105	4.8
20	MCKIE, Justin	17-0	216	12.7	21-58	.362	9-31	.290	15-19	.789	5	27	32	1.9	17	0	6	7	3	6	66	3.9
35	STEELE, Brian	16-0	147	9.2	10-37	.270	8-29	.276	4-4	1.000	1	10	11	0.7	16	0	6	4	1	5	32	2.0
12	SHEPPARD, Shamiek	7-0	48	6.9	5-18	.278	1-1	1.000	0-2	.000	6	3	9	1.3	6	0	1	2	4	5	11	1.6
15	THEUS JR., Reggie	11-0	25	2.3	2-4	.500	0-1	.000	0-0	.000	1	1	2	0.2	1	0	0	2	0	3	4	0.4
Team											42	42	84				6					
Total.....		24	4800		550-1352	.407	117-406	.288	362-492	.736	303	592	895	37.3	477	13	318	325	111	158	1579	65.8
Opponents.....		24	4800		475-1253	.379	139-451	.308	397-548	.724	253	550	803	33.5	458	-	240	344	108	149	1486	61.9

TEAM STATISTICS	SC	OPP	Date	Opponent	Score	Att.
SCORING	1579	1486	11/14/14	UNF	81-56	10473
Points per game	65.8	61.9	! 11/18/14	BAYLOR	65-69	13291
Scoring margin	+3.9	-	& 11/20/14	vs Cornell	69-45	2517
FIELD GOALS-ATT	550-1352	475-1253	& 11/21/14	vs Charlotte	63-65	2430
Field goal pct	.407	.379	& 11/23/14	vs Akron	63-68	1523
3 POINT FG-ATT	117-406	139-451	11/26/14	UNC ASHEVILLE	89-75	8330
3-point FG pct	.288	.308	12/1/14	at Marshall	77-59	5013
3-pt FG made per game	4.9	5.8	^ 12/6/14	OKLAHOMA STATE	75-49	12007
FREE THROWS-ATT	362-492	397-548	12/19/14	CLEMSON	68-45	11992
Free throw pct	.736	.724	12/21/14	COKER	78-52	8419
F-Throws made per game	15.1	16.5	12/30/14	NORTH CAROLINA A&T	91-54	8156
REBOUNDS	895	803	01/03/15	vs Iowa State	64-60	3546
Rebounds per game	37.3	33.5	* 1/7/15	FLORIDA	68-72	12181
Rebounding margin	+3.8	-	* 01-10-15	at Ole Miss	49-65	6714
ASSISTS	318	240	* 1/13/15	ALABAMA	68-66	11085
Assists per game	13.3	10.0	* 01/17/15	at Auburn	68-71	9121
TURNOVERS	325	344	* 1/20/15	TENNESSEE	62-66	12032
Turnovers per game	13.5	14.3	* 1/24/15	KENTUCKY	43-58	18000
Turnover margin	+0.8	-	* 01/28/15	at LSU	58-64	9518
Assist/turnover ratio	1.0	0.7	* 1/31/15	GEORGIA	67-50	13031
STEALS	158	149	* 02/03/15	at Arkansas	55-75	14846
Steals per game	6.6	6.2	* 02/07/15	at Vanderbilt	50-65	9259
BLOCKS	111	108	* 2/10/15	MISSOURI	65-60	8840
Blocks per game	4.6	4.5	* 02/14/15	at Kentucky	43-77	24305
ATTENDANCE	147837	88792				
Home games-Avg/Game	13-11372	7-11254				
Neutral site-Avg/Game	-	4-2504				

! - ESPN College Hoops Tip-Off Marathon (Columbia, S.C.)
 & - Charleston Classic (Charleston, S.C.)
 ^ - SEC/Big 12 Challenge (Columbia, S.C.)
 * = Conference game

Score by Periods	1st	2nd	Totals
South Carolina	758	821	1579
Opponents	690	796	1486



South Carolina Basketball
 South Carolina Combined Team Statistics (as of Feb 14, 2015)
 Conference games

RECORD:	OVERALL	HOME	AWAY	NEUTRAL
ALL GAMES	3-9	3-3	0-6	0-0
CONFERENCE	3-9	3-3	0-6	0-0
NON-CONFERENCE	0-0	0-0	0-0	0-0

##	Player	gp-gs	min	avg	Total		3-Point		F-Throw		Rebounds				pf	dq	a	to	blk	stl	pts	avg
					fg-fga	fg%	3fg-fga	3fg%	ft-fa	ft%	off	def	tot	avg								
00	THORNWELL, Sindari	12-12	385	32.1	40-121	.331	16-49	.327	51-64	.797	19	34	53	4.4	34	2	26	29	2	13	147	12.3
04	JOHNSON, Tyrone	12-12	366	30.5	33-101	.327	9-34	.265	36-39	.923	8	28	36	3.0	28	0	34	25	1	12	111	9.3
10	NOTICE, Duane	12-12	329	27.4	35-125	.280	15-60	.250	13-20	.650	7	21	28	2.3	23	0	25	19	1	2	98	8.2
14	CHATKEVICIUS, L.	12-10	248	20.7	33-79	.418	3-14	.214	9-14	.643	14	33	47	3.9	32	1	5	13	15	5	78	6.5
25	KACINAS, Mindaugas	12-0	250	20.8	28-51	.549	4-13	.308	11-18	.611	24	26	50	4.2	29	1	2	11	3	4	71	5.9
24	CARRERA, Michael	12-7	249	20.8	21-57	.368	4-13	.308	22-27	.815	32	45	77	6.4	31	1	6	14	9	4	68	5.7
01	STROMAN, Marcus	10-0	203	20.3	14-44	.318	1-10	.100	15-23	.652	4	15	19	1.9	28	0	27	20	2	8	44	4.4
21	HENRY, Demetrius	9-7	169	18.8	16-31	.516	1-1	1.000	5-11	.455	8	17	25	2.8	24	1	2	11	5	5	38	4.2
35	STEELE, Brian	6-0	82	13.7	6-20	.300	5-16	.313	4-4	1.000	1	3	4	0.7	11	0	1	2	1	2	21	3.5
20	MCKIE, Justin	7-0	84	12.0	4-17	.235	2-8	.250	4-4	1.000	2	8	10	1.4	8	0	1	4	1	0	14	2.0
12	SHEPPARD, Shamiek	5-0	32	6.4	3-12	.250	0-0	.000	0-2	.000	4	1	5	1.0	4	0	1	1	3	4	6	1.2
15	THEUS JR., Reggie	2-0	3	1.5	0-0	.000	0-0	.000	0-0	.000	1	0	1	0.5	0	0	0	0	0	0	0	0.0
Team											24	18	42				3					
Total.....		12	2400		233-658	.354	60-218	.275	170-226	.752	148	249	397	33.1	252	6	130	152	43	59	696	58.0
Opponents.....		12	2400		250-587	.426	65-186	.349	224-297	.754	118	297	415	34.6	219	-	144	152	62	71	789	65.8

TEAM STATISTICS	SC	OPP	Date	Opponent	Score	Att.		
SCORING	696	789	*	1/7/15	FLORIDA	L	68-72	12181
Points per game	58.0	65.8	*	01-10-15	at Ole Miss	L	49-65	6714
Scoring margin	-7.7	-	*	1/13/15	ALABAMA	w	68-66	11085
FIELD GOALS-ATT	233-658	250-587	*	01/17/15	at Auburn	L	68-71	9121
Field goal pct	.354	.426	*	1/20/15	TENNESSEE	L	62-66	12032
3 POINT FG-ATT	60-218	65-186	*	1/24/15	KENTUCKY	L	43-58	18000
3-point FG pct	.275	.349	*	01/28/15	at LSU	L	58-64	9518
3-pt FG made per game	5.0	5.4	*	1/31/15	GEORGIA	w	67-50	13031
FREE THROWS-ATT	170-226	224-297	*	02/03/15	at Arkansas	L	55-75	14846
Free throw pct	.752	.754	*	02/07/15	at Vanderbilt	L	50-65	9259
F-Throws made per game	14.2	18.7	*	2/10/15	MISSOURI	w	65-60	8840
REBOUNDS	397	415	*	02/14/15	at Kentucky	L	43-77	24305
Rebounds per game	33.1	34.6						
Rebounding margin	-1.5	-						
ASSISTS	130	144						
Assists per game	10.8	12.0						
TURNOVERS	152	152						
Turnovers per game	12.7	12.7						
Turnover margin	+0.0	-						
Assist/turnover ratio	0.9	0.9						
STEALS	59	71						
Steals per game	4.9	5.9						
BLOCKS	43	62						
Blocks per game	3.6	5.2						
ATTENDANCE	75169	73763						
Home games-Avg/Game	6-12528	6-12294						
Neutral site-Avg/Game	-	0-0						

! - ESPN College Hoops Tip-Off Marathon (Columbia, S.C.)
 & - Charleston Classic (Charleston, S.C.)
 ^ - SEC/Big 12 Challenge (Columbia, S.C.)
 * = Conference game

Score by Periods	1st	2nd	Totals
South Carolina	333	363	696
Opponents	376	413	789



South Carolina Basketball
 South Carolina Team Game-by-Game Comparison (as of Feb 16, 2015)
 All games

Opponent	1st	2nd	Score	Mar	Total FG	FG Pct	3-Pointers	3FG Pct	Free Throws	FT Pct	Rebounds	Assist	T/Over	Block	Steal	Fouls
UNF	48/27	33/29	81-56	+25	29-57/18-53	.509/.340	4-11/10-32	.364/.313	19-26/10-16	.731/.625	42/28 +14	19/9	9/15	3/5	7/2	15/22
BAYLOR	27/30	38/39	65-69	(4)	22-54/21-47	.407/.447	5-21/6-18	.238/.333	16-19/21-26	.842/.808	33/29 +4	11/10	10/11	3/1	4/6	21/20
Cornell	35/21	34/24	69-45	+24	22-58/14-52	.379/.269	8-22/5-20	.364/.250	17-21/12-16	.810/.750	44/32 +12	16/6	11/17	5/6	10/6	15/19
Charlotte	36/29	27/36	63-65	(2)	26-61/23-53	.426/.434	3-18/6-17	.167/.353	8-9/13-19	.889/.684	37/32 +5	13/6	17/17	7/5	6/6	21/13
Akron	25/30	38/38	63-68	(5)	25-64/21-50	.391/.420	2-10/4-20	.200/.200	11-20/22-27	.550/.815	45/32 +13	11/6	17/15	2/6	8/6	20/19
UNC ASHEVILLE	37/29	52/46	89-75	+14	31-60/23-63	.517/.365	8-17/15-29	.471/.517	19-26/14-20	.731/.700	39/35 +4	21/12	20/22	10/3	12/11	15/21
Marshall	39/20	38/39	77-59	+18	30-63/16-56	.476/.286	4-20/5-26	.200/.192	13-24/22-34	.542/.647	39/43 (4)	17/9	15/19	3/3	13/6	24/20
OKLAHOMA STATE	32/24	43/25	75-49	+26	26-60/16-65	.433/.246	6-17/5-24	.353/.208	17-22/12-19	.773/.632	49/41 +8	14/7	11/12	8/5	6/4	19/17
CLEMSON	28/30	40/15	68-45	+23	23-50/17-57	.460/.298	7-22/4-18	.318/.222	15-20/7-12	.750/.583	40/31 +9	17/7	12/13	7/5	7/9	14/20
COKER	35/23	43/29	78-52	+26	31-64/18-58	.484/.310	3-11/7-21	.273/.333	13-19/9-14	.684/.643	47/31 +16	21/8	15/19	9/1	11/8	16/21
NORTH CAROLINA A&T	47/16	44/38	91-54	+37	29-53/18-55	.547/.327	5-9/6-22	.556/.273	28-34/12-15	.824/.800	41/20 +21	20/8	16/19	7/2	7/4	17/26
Iowa State	36/35	28/25	64-60	+4	23-50/20-57	.460/.351	2-10/1-18	.200/.056	16-26/19-33	.615/.576	42/34 +8	8/8	20/13	4/4	8/10	28/21
FLORIDA	34/31	34/41	68-72	(4)	20-49/21-49	.408/.429	5-13/5-19	.385/.263	23-27/25-30	.852/.833	23/37 (14)	11/14	11/17	5/4	4/7	20/24
Ole Miss	27/33	22/32	49-65	(16)	18-49/20-49	.367/.408	4-20/7-14	.200/.500	9-16/18-22	.563/.818	32/33 (1)	16/13	15/10	2/4	5/5	20/14
ALABAMA	30/25	38/41	68-66	+2	22-53/20-41	.415/.488	3-14/6-17	.214/.353	21-27/20-30	.778/.667	33/23 +10	9/13	13/14	1/4	5/4	27/27
Auburn	29/39	39/32	68-71	(3)	26-52/19-52	.500/.365	8-18/7-20	.444/.350	8-15/26-33	.533/.788	34/36 (2)	12/8	17/13	4/4	3/9	27/20
TENNESSEE	26/31	36/35	62-66	(4)	22-64/23-40	.344/.575	4-17/10-18	.235/.556	14-15/10-17	.933/.588	34/28 +6	13/9	10/18	4/3	5/6	17/17
KENTUCKY	24/34	19/24	43-58	(15)	12-53/18-39	.226/.462	3-10/3-9	.300/.333	16-21/19-27	.762/.704	40/28 +12	5/10	12/8	2/9	3/8	20/17
LSU	28/29	30/35	58-64	(6)	21-61/22-48	.344/.458	7-19/5-14	.368/.357	9-15/15-19	.600/.789	40/32 +8	11/13	15/14	7/13	6/7	17/13
GEORGIA	33/24	34/26	67-50	+17	22-55/11-50	.400/.220	6-19/3-17	.316/.176	17-21/25-32	.810/.781	33/42 (9)	13/6	8/11	5/1	7/4	23/21
Arkansas	28/35	27/40	55-75	(20)	17-61/28-71	.279/.394	5-24/2-13	.208/.154	16-24/17-22	.667/.773	48/46 +2	11/14	20/9	6/8	4/7	22/21
Vanderbilt	26/22	24/43	50-65	(15)	17-43/19-42	.395/.452	5-19/5-17	.263/.294	11-13/22-29	.846/.759	20/33 (13)	10/15	12/10	1/3	4/8	23/14
MISSOURI	30/30	35/30	65-60	+5	23-63/22-52	.365/.423	7-25/7-14	.280/.500	12-15/9-12	.800/.750	39/32 +7	16/12	10/15	4/3	10/4	15/16
Kentucky	18/43	25/34	43-77	(34)	13-55/27-54	.236/.500	3-20/5-14	.150/.357	14-17/18-24	.824/.750	21/45 (24)	3/17	9/13	2/6	3/2	21/15

Note: Game totals are displayed in the format TEAM/OPPONENT for each category



South Carolina Basketball
South Carolina Category Leaders (as of Feb 16, 2015)
All games

Points	G	Pts	Pts/G
THORNWELL, Sindarius	24	285	11.9
NOTICE, Duane	24	258	10.8
JOHNSON, Tyrone	24	223	9.3
CHATKEVICIUS, L.	24	200	8.3
KACINAS, Mindaugas	24	154	6.4
HENRY, Demetrius	21	127	6.0
CARRERA, Michael	21	114	5.4
STROMAN, Marcus	22	105	4.8
MCKIE, Justin	17	66	3.9
STEELE, Brian	16	32	2.0
SHEPPARD, Shamiek	7	11	1.6
THEUS JR., Reggie	11	4	0.4

FG Percentage	FG	Att	Pct
KACINAS, Mindaugas	56	100	.560
CHATKEVICIUS, L.	85	166	.512
HENRY, Demetrius	52	102	.510
THEUS JR., Reggie	2	4	.500
CARRERA, Michael	37	97	.381
STROMAN, Marcus	35	93	.376
NOTICE, Duane	88	237	.371
JOHNSON, Tyrone	72	194	.371
MCKIE, Justin	21	58	.362
THORNWELL, Sindarius	87	246	.354
SHEPPARD, Shamiek	5	18	.278
STEELE, Brian	10	37	.270

3-Point Percentage	3FG	Att	Pct
SHEPPARD, Shamiek	1	1	1.000
KACINAS, Mindaugas	7	21	.333
CARRERA, Michael	6	18	.333
HENRY, Demetrius	1	3	.333
CHATKEVICIUS, L.	7	22	.318
NOTICE, Duane	34	107	.318
MCKIE, Justin	9	31	.290
STEELE, Brian	8	29	.276
THORNWELL, Sindarius	26	96	.271
JOHNSON, Tyrone	16	60	.267
STROMAN, Marcus	2	17	.118
THEUS JR., Reggie	0	1	.000

Free Throw Percent	FG	Att	Pct
STEELE, Brian	4	4	1.000
JOHNSON, Tyrone	63	74	.851
MCKIE, Justin	15	19	.789
NOTICE, Duane	48	64	.750
THORNWELL, Sindarius	85	114	.746
KACINAS, Mindaugas	35	47	.745
CARRERA, Michael	34	46	.739
CHATKEVICIUS, L.	23	33	.697
HENRY, Demetrius	22	35	.629
STROMAN, Marcus	33	54	.611
SHEPPARD, Shamiek	0	2	.000

Scoring Average	G	Pts	Avg/G
THORNWELL, Sindarius	24	285	11.9
NOTICE, Duane	24	258	10.8
JOHNSON, Tyrone	24	223	9.3
CHATKEVICIUS, L.	24	200	8.3
KACINAS, Mindaugas	24	154	6.4
HENRY, Demetrius	21	127	6.0
CARRERA, Michael	21	114	5.4
STROMAN, Marcus	22	105	4.8
MCKIE, Justin	17	66	3.9
STEELE, Brian	16	32	2.0
SHEPPARD, Shamiek	7	11	1.6
THEUS JR., Reggie	11	4	0.4

Field Goal Attempts	G	Att	Att/G
THORNWELL, Sindarius	24	246	10.3
NOTICE, Duane	24	237	9.9
JOHNSON, Tyrone	24	194	8.1
CHATKEVICIUS, L.	24	166	6.9
HENRY, Demetrius	21	102	4.9

Field Goals Made	G	Made	Made/G
NOTICE, Duane	24	88	3.7
THORNWELL, Sindarius	24	87	3.6
CHATKEVICIUS, L.	24	85	3.5
JOHNSON, Tyrone	24	72	3.0
KACINAS, Mindaugas	24	56	2.3

3-Point FG Attempts	G	Att	Att/G
NOTICE, Duane	24	107	4.5
THORNWELL, Sindarius	24	96	4.0
JOHNSON, Tyrone	24	60	2.5
MCKIE, Justin	17	31	1.8
STEELE, Brian	16	29	1.8

3-Point FG Made	G	Made	Made/G
NOTICE, Duane	24	34	1.4
THORNWELL, Sindarius	24	26	1.1
JOHNSON, Tyrone	24	16	0.7
MCKIE, Justin	17	9	0.5
STEELE, Brian	16	8	0.5

Free Throw Attempts	G	Att	Att/G
THORNWELL, Sindarius	24	114	4.8
JOHNSON, Tyrone	24	74	3.1
NOTICE, Duane	24	64	2.7
STROMAN, Marcus	22	54	2.5
KACINAS, Mindaugas	24	47	2.0

Free Throws Made	G	Made	Made/G
THORNWELL, Sindarius	24	85	3.5
JOHNSON, Tyrone	24	63	2.6
NOTICE, Duane	24	48	2.0
KACINAS, Mindaugas	24	35	1.5
CARRERA, Michael	21	34	1.6



South Carolina Basketball
South Carolina Category Leaders (as of Feb 16, 2015)
All games

Rebounds	G	Reb	Reb/G
KACINAS, Mindaugas	24	126	5.3
THORNWELL, Sindarius	24	124	5.2
CHATKEVICIUS, L.	24	117	4.9
CARRERA, Michael	21	114	5.4
HENRY, Demetrius	21	76	3.6

Rebound Average	G	Reb	Avg/G
CARRERA, Michael	21	114	5.4
KACINAS, Mindaugas	24	126	5.3
THORNWELL, Sindarius	24	124	5.2
CHATKEVICIUS, L.	24	117	4.9
HENRY, Demetrius	21	76	3.6

Offensive Rebounds	G	No.	Avg/G
KACINAS, Mindaugas	24	59	2.5
CARRERA, Michael	21	44	2.1
THORNWELL, Sindarius	24	40	1.7
CHATKEVICIUS, L.	24	37	1.5
HENRY, Demetrius	21	27	1.3

Defensive Rebounds	G	No.	Avg/G
THORNWELL, Sindarius	24	84	3.5
CHATKEVICIUS, L.	24	80	3.3
CARRERA, Michael	21	70	3.3
KACINAS, Mindaugas	24	67	2.8
JOHNSON, Tyrone	24	57	2.4

Fouls	G	No.	Per/G
HENRY, Demetrius	21	69	3.3
THORNWELL, Sindarius	24	64	2.7
CARRERA, Michael	21	54	2.6
KACINAS, Mindaugas	24	53	2.2
CHATKEVICIUS, L.	24	53	2.2

Foulsouts	G	No.
HENRY, Demetrius	21	4
THORNWELL, Sindarius	24	3
KACINAS, Mindaugas	24	2
CHATKEVICIUS, L.	24	2
CARRERA, Michael	21	2

Assists	G	No.	Ast/G
JOHNSON, Tyrone	24	81	3.4
STROMAN, Marcus	22	79	3.6
NOTICE, Duane	24	60	2.5
THORNWELL, Sindarius	24	48	2.0
CHATKEVICIUS, L.	24	13	0.5

Steals	G	No.	Stl/G
THORNWELL, Sindarius	24	35	1.5
JOHNSON, Tyrone	24	29	1.2
NOTICE, Duane	24	19	0.8
STROMAN, Marcus	22	18	0.8
KACINAS, Mindaugas	24	16	0.7

Blocked Shots	G	No.	Blk/G
CHATKEVICIUS, L.	24	34	1.4
HENRY, Demetrius	21	19	0.9
CARRERA, Michael	21	17	0.8
KACINAS, Mindaugas	24	10	0.4
THORNWELL, Sindarius	24	10	0.4

Minutes	G	No.	Min/G
THORNWELL, Sindarius	24	714	29.8
JOHNSON, Tyrone	24	691	28.8
NOTICE, Duane	24	669	27.9
KACINAS, Mindaugas	24	507	21.1
CHATKEVICIUS, L.	24	502	20.9

Turnovers	G	No.	TO/G
THORNWELL, Sindarius	24	52	2.2
STROMAN, Marcus	22	47	2.1
JOHNSON, Tyrone	24	44	1.8
NOTICE, Duane	24	41	1.7
CHATKEVICIUS, L.	24	37	1.5



South Carolina Basketball
South Carolina Team High/Low Analysis (as of Feb 16, 2015)
All games

South Carolina - TEAM GAME HIGHS

POINTS	91	NORTH CAROLINA A&T (12/30/14)
	89	UNC ASHEVILLE (11/26/14)
	81	UNF (11/14/14)
	78	COKER (12/21/14)
	77	at Marshall (12/1/14)
FIELD GOALS MADE	31	COKER (12/21/14)
	31	UNC ASHEVILLE (11/26/14)
FIELD GOAL ATTEMPTS	64	TENNESSEE (1/20/15)
	64	COKER (12/21/14)
	64	vs Akron (11/23/14)
FIELD GOAL PERCENTAGE	.547 (29-53)	NORTH CAROLINA A&T (12/30/14)
	.517 (31-60)	UNC ASHEVILLE (11/26/14)
3 PT FIELD GOALS MADE	8	at Auburn (01/17/15)
	8	UNC ASHEVILLE (11/26/14)
	8	vs Cornell (11/20/14)
3 PT FG ATTEMPTS	25	MISSOURI (2/10/15)
	24	at Arkansas (02/03/15)
3 PT FG PERCENTAGE	.556 (5-9)	NORTH CAROLINA A&T (12/30/14)
	.471 (8-17)	UNC ASHEVILLE (11/26/14)
FREE THROWS MADE	28	NORTH CAROLINA A&T (12/30/14)
	23	FLORIDA (1/7/15)
FREE THROW ATTEMPTS	34	NORTH CAROLINA A&T (12/30/14)
	27	ALABAMA (1/13/15)
	27	FLORIDA (1/7/15)
FREE THROW PERCENTAGE	.933 (14-15)	TENNESSEE (1/20/15)
	.889 (8-9)	vs Charlotte (11/21/14)
REBOUNDS	49	OKLAHOMA STATE (12/6/14)
	48	at Arkansas (02/03/15)
ASSISTS	21	COKER (12/21/14)
	21	UNC ASHEVILLE (11/26/14)
STEALS	13	at Marshall (12/1/14)
	12	UNC ASHEVILLE (11/26/14)
BLOCKED SHOTS	10	UNC ASHEVILLE (11/26/14)
	9	COKER (12/21/14)
TURNOVERS	20	at Arkansas (02/03/15)
	20	vs Iowa State (01/03/15)
	20	UNC ASHEVILLE (11/26/14)
FOULS	28	vs Iowa State (01/03/15)
	27	at Auburn (01/17/15)
	27	ALABAMA (1/13/15)



South Carolina Basketball
South Carolina High/Low Analysis (as of Feb 16, 2015)
All games

Opponent - GAME HIGHS

POINTS	77	at Kentucky (02/14/15)
	75	at Arkansas (02/03/15)
	75	UNC ASHEVILLE (11/26/14)
	72	FLORIDA (1/7/15)
	71	at Auburn (01/17/15)
FIELD GOALS MADE	28	at Arkansas (02/03/15)
	27	at Kentucky (02/14/15)
FIELD GOAL ATTEMPTS	71	at Arkansas (02/03/15)
	65	OKLAHOMA STATE (12/6/14)
FIELD GOAL PERCENTAGE	.575 (23-40)	TENNESSEE (1/20/15)
	.500 (27-54)	at Kentucky (02/14/15)
3 PT FIELD GOALS MADE	15	UNC ASHEVILLE (11/26/14)
	10	TENNESSEE (1/20/15)
	10	UNF (11/14/14)
3 PT FG ATTEMPTS	32	UNF (11/14/14)
	29	UNC ASHEVILLE (11/26/14)
3 PT FG PERCENTAGE	.556 (10-18)	TENNESSEE (1/20/15)
	.517 (15-29)	UNC ASHEVILLE (11/26/14)
FREE THROWS MADE	26	at Auburn (01/17/15)
	25	GEORGIA (1/31/15)
	25	FLORIDA (1/7/15)
FREE THROW ATTEMPTS	34	at Marshall (12/1/14)
	33	at Auburn (01/17/15)
	33	vs Iowa State (01/03/15)
FREE THROW PERCENTAGE	.833 (25-30)	FLORIDA (1/7/15)
	.818 (18-22)	at Ole Miss (01-10-15)
REBOUNDS	46	at Arkansas (02/03/15)
	45	at Kentucky (02/14/15)
ASSISTS	17	at Kentucky (02/14/15)
	15	at Vanderbilt (02/07/15)
STEALS	11	UNC ASHEVILLE (11/26/14)
	10	vs Iowa State (01/03/15)
BLOCKED SHOTS	13	at LSU (01/28/15)
	9	KENTUCKY (1/24/15)
TURNOVERS	22	UNC ASHEVILLE (11/26/14)
	19	NORTH CAROLINA A&T (12/30/14)
	19	COKER (12/21/14)
	19	at Marshall (12/1/14)
FOULS	27	ALABAMA (1/13/15)
	26	NORTH CAROLINA A&T (12/30/14)



South Carolina Basketball
South Carolina High/Low Analysis (as of Feb 16, 2015)
All games

South Carolina - GAME LOWS

POINTS	43	KENTUCKY (1/24/15)
	43	at Kentucky (02/14/15)
	49	at Ole Miss (01-10-15)
	50	at Vanderbilt (02/07/15)
	55	at Arkansas (02/03/15)
FIELD GOALS MADE	12	KENTUCKY (1/24/15)
	13	at Kentucky (02/14/15)
FIELD GOAL ATTEMPTS	43	at Vanderbilt (02/07/15)
	49	FLORIDA (1/7/15)
	49	at Ole Miss (01-10-15)
FIELD GOAL PERCENTAGE	.226 (12-53)	KENTUCKY (1/24/15)
	.236 (13-55)	at Kentucky (02/14/15)
3 PT FIELD GOALS MADE	2	vs Akron (11/23/14)
	2	vs Iowa State (01/03/15)
3 PT FG ATTEMPTS	9	NORTH CAROLINA A&T (12/30/14)
	10	vs Akron (11/23/14)
	10	vs Iowa State (01/03/15)
	10	KENTUCKY (1/24/15)
3 PT FG PERCENTAGE	.150 (3-20)	at Kentucky (02/14/15)
	.167 (3-18)	vs Charlotte (11/21/14)
FREE THROWS MADE	8	vs Charlotte (11/21/14)
	8	at Auburn (01/17/15)
FREE THROW ATTEMPTS	9	vs Charlotte (11/21/14)
	13	at Vanderbilt (02/07/15)
FREE THROW PERCENTAGE	.533 (8-15)	at Auburn (01/17/15)
	.542 (13-24)	at Marshall (12/1/14)
REBOUNDS	20	at Vanderbilt (02/07/15)
	21	at Kentucky (02/14/15)
ASSISTS	3	at Kentucky (02/14/15)
	5	KENTUCKY (1/24/15)
STEALS	3	at Auburn (01/17/15)
	3	KENTUCKY (1/24/15)
	3	at Kentucky (02/14/15)
BLOCKED SHOTS	1	ALABAMA (1/13/15)
	1	at Vanderbilt (02/07/15)
TURNOVERS	8	GEORGIA (1/31/15)
	9	UNF (11/14/14)
	9	at Kentucky (02/14/15)
FOULS	14	CLEMSON (12/19/14)
	15	UNF (11/14/14)
	15	vs Cornell (11/20/14)
	15	UNC ASHEVILLE (11/26/14)
	15	MISSOURI (2/10/15)



South Carolina Basketball
 South Carolina High/Low Analysis (as of Feb 16, 2015)
 All games

Opponent - GAME LOWS

POINTS	45		vs Cornell (11/20/14)
	45		CLEMSON (12/19/14)
	49		OKLAHOMA STATE (12/6/14)
	50		GEORGIA (1/31/15)
	52		COKER (12/21/14)
FIELD GOALS MADE	11		GEORGIA (1/31/15)
	14		vs Cornell (11/20/14)
FIELD GOAL ATTEMPTS	39		KENTUCKY (1/24/15)
	40		TENNESSEE (1/20/15)
FIELD GOAL PERCENTAGE	.220	(11-50)	GEORGIA (1/31/15)
	.246	(16-65)	OKLAHOMA STATE (12/6/14)
3 PT FIELD GOALS MADE	1		vs Iowa State (01/03/15)
	2		at Arkansas (02/03/15)
3 PT FG ATTEMPTS	9		KENTUCKY (1/24/15)
	13		at Arkansas (02/03/15)
3 PT FG PERCENTAGE	.056	(1-18)	vs Iowa State (01/03/15)
	.154	(2-13)	at Arkansas (02/03/15)
FREE THROWS MADE	7		CLEMSON (12/19/14)
	9		COKER (12/21/14)
	9		MISSOURI (2/10/15)
FREE THROW ATTEMPTS	12		CLEMSON (12/19/14)
	12		MISSOURI (2/10/15)
FREE THROW PERCENTAGE	.576	(19-33)	vs Iowa State (01/03/15)
	.583	(7-12)	CLEMSON (12/19/14)
REBOUNDS	20		NORTH CAROLINA A&T (12/30/14)
	23		ALABAMA (1/13/15)
ASSISTS	6		vs Cornell (11/20/14)
	6		vs Charlotte (11/21/14)
	6		vs Akron (11/23/14)
	6		GEORGIA (1/31/15)
STEALS	2		UNF (11/14/14)
	2		at Kentucky (02/14/15)
BLOCKED SHOTS	1		BAYLOR (11/18/14)
	1		COKER (12/21/14)
	1		GEORGIA (1/31/15)
TURNOVERS	8		KENTUCKY (1/24/15)
	9		at Arkansas (02/03/15)
FOULS	13		vs Charlotte (11/21/14)
	13		at LSU (01/28/15)



South Carolina Basketball
South Carolina Player High/Low Analysis (as of Feb 16, 2015)
All games

South Carolina - I N D I V I D U A L G A M E H I G H S

Points	27		NOTICE, Duane at Marshall (12/1/14)
	21		JOHNSON, Tyrone vs Baylor (11/18/14)
	20		THORNWELL, Sindarius at Kentucky (02/14/15)
	20		JOHNSON, Tyrone vs Florida (1/7/15)
	20		NOTICE, Duane vs Oklahoma State (12/6/14)
	20		THORNWELL, Sindarius vs Charlotte (11/21/14)
Field Goals Made	10		NOTICE, Duane at Marshall (12/1/14)
	9		JOHNSON, Tyrone vs Baylor (11/18/14)
Field Goal Att.	24		THORNWELL, Sindarius vs Charlotte (11/21/14)
	18		NOTICE, Duane at LSU (01/28/15)
	18		NOTICE, Duane at Marshall (12/1/14)
FG Pct (min 5 made)	1.000	(5-5)	KACINAS, Mindaugas vs North Carolina A&T (12/30/14)
	1.000	(5-5)	KACINAS, Mindaugas vs Charlotte (11/21/14)
3-Point FG Made	5		NOTICE, Duane vs Clemson (12/19/14)
	3		NOTICE, Duane vs Missouri (2/10/15)
	3		THORNWELL, Sindarius at Arkansas (02/03/15)
	3		JOHNSON, Tyrone at Auburn (01/17/15)
	3		NOTICE, Duane vs Oklahoma State (12/6/14)
	3		THORNWELL, Sindarius vs Cornell (11/20/14)
	3		JOHNSON, Tyrone vs Baylor (11/18/14)
3-Point FG Att.	11		NOTICE, Duane vs Missouri (2/10/15)
	10		THORNWELL, Sindarius vs Charlotte (11/21/14)
3-Pt FG Pct (min 2 made)	1.000	(2-2)	CHATKEVICIUS, L. vs UNC Asheville (11/26/14)
	1.000	(2-2)	MCKIE, Justin vs Cornell (11/20/14)
Free Throws Made	9		THORNWELL, Sindarius at Kentucky (02/14/15)
	9		JOHNSON, Tyrone vs Florida (1/7/15)
Free Throw Att.	11		THORNWELL, Sindarius at Kentucky (02/14/15)
	9		THORNWELL, Sindarius vs Tennessee (1/20/15)
	9		JOHNSON, Tyrone vs Florida (1/7/15)
	9		NOTICE, Duane vs Iowa State (01/03/15)
	9		THORNWELL, Sindarius vs Oklahoma State (12/6/14)
FT Pct (min 3 made)	1.000	(9-9)	JOHNSON, Tyrone vs Florida (1/7/15)
	1.000	(8-8)	JOHNSON, Tyrone vs Georgia (1/31/15)
	1.000	(6-6)	THORNWELL, Sindarius at LSU (01/28/15)
	1.000	(6-6)	KACINAS, Mindaugas vs North Carolina A&T (12/30/14)
	1.000	(5-5)	THORNWELL, Sindarius at Arkansas (02/03/15)
	1.000	(5-5)	NOTICE, Duane vs North Carolina A&T (12/30/14)
	1.000	(5-5)	NOTICE, Duane at Marshall (12/1/14)
	1.000	(4-4)	JOHNSON, Tyrone vs Missouri (2/10/15)
	1.000	(4-4)	MCKIE, Justin vs Florida (1/7/15)
	1.000	(4-4)	JOHNSON, Tyrone vs North Carolina A&T (12/30/14)
	1.000	(4-4)	THORNWELL, Sindarius vs North Carolina A&T (12/30/14)
	1.000	(4-4)	THORNWELL, Sindarius vs Akron (11/23/14)
	1.000	(4-4)	KACINAS, Mindaugas vs Cornell (11/20/14)
	1.000	(4-4)	CARRERA, Michael vs Baylor (11/18/14)
	1.000	(3-3)	CARRERA, Michael at Vanderbilt (02/07/15)
	1.000	(3-3)	JOHNSON, Tyrone vs Oklahoma State (12/6/14)
	1.000	(3-3)	NOTICE, Duane vs Oklahoma State (12/6/14)
	1.000	(3-3)	STROMAN, Marcus vs UNC Asheville (11/26/14)
Rebounds	13		CHATKEVICIUS, L. vs UNC Asheville (11/26/14)
	12		KACINAS, Mindaugas vs Oklahoma State (12/6/14)
Assists	9		JOHNSON, Tyrone vs Clemson (12/19/14)
	8		STROMAN, Marcus vs Coker (12/21/14)

Steals	6	THORNWELL, Sindarius vs UNC Asheville (11/26/14)
	4	KACINAS, Mindaugas at Marshall (12/1/14)
Blocked Shots	4	JOHNSON, Tyrone vs Akron (11/23/14)
	3	CHATKEVICIUS, L. at Arkansas (02/03/15)
	3	CHATKEVICIUS, L. vs Georgia (1/31/15)
	3	HENRY, Demetrius vs Coker (12/21/14)
	3	CHATKEVICIUS, L. vs Clemson (12/19/14)
	3	CHATKEVICIUS, L. vs Oklahoma State (12/6/14)
	3	CHATKEVICIUS, L. vs UNC Asheville (11/26/14)
	3	HENRY, Demetrius vs UNC Asheville (11/26/14)
	3	CHATKEVICIUS, L. vs Charlotte (11/21/14)
	Turnovers	7
5		JOHNSON, Tyrone at Ole Miss (01-10-15)
5		STROMAN, Marcus at Marshall (12/1/14)
5		STROMAN, Marcus vs UNC Asheville (11/26/14)
Fouls	5	CHATKEVICIUS, L. at Kentucky (02/14/15)
	5	KACINAS, Mindaugas at Arkansas (02/03/15)
	5	HENRY, Demetrius vs Tennessee (1/20/15)
	5	CARRERA, Michael at Auburn (01/17/15)
	5	THORNWELL, Sindarius at Auburn (01/17/15)
	5	THORNWELL, Sindarius vs Florida (1/7/15)
	5	HENRY, Demetrius vs Iowa State (01/03/15)
	5	KACINAS, Mindaugas vs Iowa State (01/03/15)
	5	CHATKEVICIUS, L. vs Iowa State (01/03/15)
	5	HENRY, Demetrius at Marshall (12/1/14)
	5	THORNWELL, Sindarius vs Baylor (11/18/14)
	5	CARRERA, Michael vs Baylor (11/18/14)
	5	HENRY, Demetrius vs UNF (11/14/14)
Minutes	38	THORNWELL, Sindarius vs Missouri (2/10/15)



South Carolina Basketball
 South Carolina Opponent High/Low Analysis (as of Feb 16, 2015)
 All games

OPPONENT INDIVIDUAL GAME HIGHS

Points	30		ROWSEY, Andrew vs UNC Asheville (11/26/14)
	24		Harrell,KT at Auburn (01/17/15)
	21		MOORE, Dallas vs UNF (11/14/14)
	20		Summers,Jarvis at Ole Miss (01-10-15)
	20		Finney-Smith, Dorian vs Florida (1/7/15)
	20		Chery, Kenny vs Baylor (11/18/14)
Field Goals Made	10		ROWSEY, Andrew vs UNC Asheville (11/26/14)
	7		Portis, Bobby at Arkansas (02/03/15)
	7		Finney-Smith, Dorian vs Florida (1/7/15)
	7		MOORE, Dallas vs UNF (11/14/14)
Field Goal Att.	18		ROWSEY, Andrew vs UNC Asheville (11/26/14)
	16		LACHANCE, Riley at Vanderbilt (02/07/15)
	16		Chery, Kenny vs Baylor (11/18/14)
FG Pct (min 5 made)	.833	(5-6)	Richardson,Josh vs Tennessee (1/20/15)
	.714	(5-7)	SIAKAM, James at Vanderbilt (02/07/15)
3-Point FG Made	6		ROWSEY, Andrew vs UNC Asheville (11/26/14)
	5		ROBERTSON, David vs UNC Asheville (11/26/14)
3-Point FG Att.	12		ROWSEY, Andrew vs UNC Asheville (11/26/14)
	10		Forte, Phil vs Oklahoma State (12/6/14)
	10		LOOP, Austin at Marshall (12/1/14)
3-Pt FG Pct (min 2 made)	1.000	(3-3)	Allen, D'Angelo vs Missouri (2/10/15)
	1.000	(3-3)	Fallas, JoJo vs Cornell (11/20/14)
	1.000	(2-2)	Devin Booker at Kentucky (02/14/15)
	1.000	(2-2)	Punter, Kevin vs Tennessee (1/20/15)
	1.000	(2-2)	Richardson,Josh vs Tennessee (1/20/15)
	1.000	(2-2)	KEYES, Denzel vs North Carolina A&T (12/30/14)
	1.000	(2-2)	Newberry, Jeff vs Oklahoma State (12/6/14)
	1.000	(2-2)	UBARU, Kem vs UNC Asheville (11/26/14)
Free Throws Made	11		Frazier, J.J. vs Georgia (1/31/15)
	8		Mann, Charles vs Georgia (1/31/15)
	8		Harrell,KT at Auburn (01/17/15)
	8		Summers,Jarvis at Ole Miss (01-10-15)
Free Throw Att.	13		Frazier, J.J. vs Georgia (1/31/15)
	13		Hogue, Dustin vs Iowa State (01/03/15)
FT Pct (min 3 made)	1.000	(8-8)	Harrell,KT at Auburn (01/17/15)
	1.000	(6-6)	IBITAYO, Deji vs Akron (11/23/14)
	1.000	(6-6)	CHEATHAM, Jr., Kwan vs Akron (11/23/14)
	1.000	(5-5)	QUARTERMAN, Tim at LSU (01/28/15)
	1.000	(5-5)	Miller, Shonn vs Cornell (11/20/14)
	1.000	(5-5)	Motley, Johnathan vs Baylor (11/18/14)
	1.000	(4-4)	Dakari Johnson at Kentucky (02/14/15)
	1.000	(4-4)	Andrew Harrison at Kentucky (02/14/15)
	1.000	(4-4)	LACHANCE, Riley at Vanderbilt (02/07/15)
	1.000	(4-4)	Portis, Bobby at Arkansas (02/03/15)
	1.000	(4-4)	MICKEY, Jordan at LSU (01/28/15)
	1.000	(4-4)	Devin Booker vs Kentucky (1/24/15)
	1.000	(4-4)	Tyler Ulis vs Kentucky (1/24/15)
	1.000	(4-4)	Cooper, Rodney vs Alabama (1/13/15)
	1.000	(4-4)	Saiz,Sebastian at Ole Miss (01-10-15)
	1.000	(4-4)	ROPER, Jordan vs Clemson (12/19/14)
	1.000	(4-4)	LOOP, Austin at Marshall (12/1/14)
	1.000	(4-4)	MOORE, Dallas vs UNF (11/14/14)
	1.000	(3-3)	Shamburger, Keith vs Missouri (2/10/15)

	1.000	(3-3)	Jalen Watson vs Coker (12/21/14)
	1.000	(3-3)	BLOSSOMGAME, Jaron vs Clemson (12/19/14)
Rebounds	15		Trey James vs Coker (12/21/14)
	13		Dakari Johnson at Kentucky (02/14/15)
	13		Portis, Bobby at Arkansas (02/03/15)
Assists	7		O'Neale, Royce vs Baylor (11/18/14)
	6		Andrew Harrison at Kentucky (02/14/15)
	6		Tyler Ulis vs Kentucky (1/24/15)
Steals	4		ROWSEY, Andrew vs UNC Asheville (11/26/14)
	3		LACHANCE, Riley at Vanderbilt (02/07/15)
	3		QUARTERMAN, Tim at LSU (01/28/15)
	3		Aaron Harrison vs Kentucky (1/24/15)
	3		Moody, Stefan at Ole Miss (01-10-15)
	3		McKay, Jameel vs Iowa State (01/03/15)
	3		ROPER, Jordan vs Clemson (12/19/14)
	3		Hickey, Anthony vs Oklahoma State (12/6/14)
	3		TAYLOR, Ryan at Marshall (12/1/14)
	3		HENRY, Pierria vs Charlotte (11/21/14)
	3		Chery, Kenny vs Baylor (11/18/14)
Blocked Shots	6		MICKEY, Jordan at LSU (01/28/15)
	6		MARTIN, Jarell at LSU (01/28/15)
Turnovers	8		Shamburger, Keith vs Missouri (2/10/15)
	8		Richardson, Josh vs Tennessee (1/20/15)
	8		HENRY, Pierria vs Charlotte (11/21/14)
Fouls	5		Bello, Deuce vs Missouri (2/10/15)
	5		Maten, Yante vs Georgia (1/31/15)
	5		Tarrant, Ricky vs Alabama (1/13/15)
	5		Hill, Kasey vs Florida (1/7/15)
	5		Chiozza, Chris vs Florida (1/7/15)
	5		DOBY, Khary vs North Carolina A&T (12/30/14)
	5		BURROUGH, Steven vs North Carolina A&T (12/30/14)
	5		DJITTE, Sidy vs Clemson (12/19/14)
	5		TAYLOR, Ryan at Marshall (12/1/14)
	5		Miller, Shonn vs Cornell (11/20/14)
	5		DANIELS, Demarcus vs UNF (11/14/14)
	5		DAVENPORT, Chris vs UNF (11/14/14)
	5		BEECH, Beau vs UNF (11/14/14)