



2012-13 SOUTH CAROLINA BASKETBALL

OPENING TIP

Date: Thursday, Feb. 14, 2013
Tipoff: 7 p.m. ET
Location: Columbia, S.C.
Arena: Colonial Life Arena (18,000)
Series: LSU leads 14-13; Series tied at 6-6 in Columbia
Last Meeting: South Carolina win, 72-73 (OT), Jan. 16, 2013 in Baton Rouge, La.
Television: ESPN2
Talent: Rece Davis (pxp), Kara Lawson (analyst)
Radio: Gamecock IMG Radio Network
Sirius: 93; **XM:** 199
Talent: Andy Demetra (pxp), Casey Manning (analyst)
Tickets: GamecocksOnline.com
Live Stats: GamecocksOnline.com

GAME 24



**SOUTH CAROLINA
 GAMECOCKS
 (12-11, 2-8 SEC)**

- VS -

**LSU
 TIGERS
 (13-8, 4-6 SEC)**



Ranking: AP/Coaches (-/-)
Head Coach: Frank Martin
Record at SC: 12-11 (1st)
Career Rec.: 129-65 (6th)
vs. LSU: 1-0
SID: Emily Feeney

Stat Leaders (per game):
Points: Carrera (11.1)
Rebounds: Carrera (7.2)
Assists: Smith (3.1)
Blocks: Jackson (0.7)
Steals: Ellington (1.2)

Ranking: AP/Coaches (-/-)
Head Coach: Johnny Jones
Record at LSU: 13-8 (1st)
Career Rec.: 218-170 (14th)
vs. SC: 0-1
SID: Kent Lowe

Stat Leaders (per game):
Points: O'Bryant/Hickey (12.3)
Rebounds: O'Bryant (8.5)
Assists: Hickey (3.7)
Blocks: Del Piero (1.1)
Steals: Hickey (3.4)

2012-13 SCHEDULE

DATE	OPPONENT (TV)	TIME/RESULT
O. 30	Kentucky Wesleyan +	W, 68-67
N. 11	Milwaukee & (FSN)	W, 82-75 (OT)
N. 16	Morgan State (SS)	W, 87-71
N. 19	Rider & (FSS/FSCR)	W, 88-76
N. 21	Elon	L, 65-53
N. 24	vs. Missouri State ^	W, 74-67 (OT)
N. 25	vs. Arkansas Little-Rock ^	W, 74-62
N. 29	at St. John's % (ESPN2)	L, 89-65
D. 2	Clemson (ESPNU)	L, 64-55
D. 7	Jacksonville (FSS/FSCR)	W, 91-74
D. 19	Appalachian State (FSS/FSCR)	W, 74-69
D. 22	vs. Manhattan #	W, 63-57
D. 29	Presbyterian (CSS)	W, 76-60
J. 5	SC State (FSN)	W, 80-69
J. 9	at Mississippi State* (ESPN3)	L, 56-54
J. 12	Auburn* (SECN)	L, 74-71
J. 16	at LSU* (ESPN3)	W, 82-73 (OT)
J. 19	Vanderbilt* (SECN)	L, 58-51
J. 22	at No. 22 Missouri* (ESPNU)	L, 71-65
J. 26	Arkansas* (SECN)	W, 75-54
J. 30	at No. 4 Florida* (SECN)	L, 75-36
F. 2	Georgia* (SECN)	L, 67-56
F. 5	at Kentucky* (ESPN2)	L, 77-55
F. 10	Tennessee* (FSN)	L, 66-61
F. 14	LSU* (ESPN2)	7 p.m.
F. 16	at Alabama* (SECN)	4 p.m.
F. 20	Ole Miss* (CSS)	7 p.m.
F. 23	at Georgia* (CBS Sports)	2 p.m.
F. 28	Missouri* (ESPN2)	9 p.m.
M. 2	at Texas A&M* (ESPNU)	7 p.m.
M. 6	Mississippi State* (ESPN3)	7 p.m.
M. 9	at Vanderbilt* (SECN)	1:30 p.m.
M. 13-17	SEC Tournament (Nashville)	TBA
M. 19-A. 4	NCAA Tournament	TBA

All home games in **bold** | All times listed Eastern
 * indicates SEC contest | + indicates exhibition | **SS**-SportSouth
 | **SECN**-SEC Network | **CSS**-CharterSports SE | &-Hoops For
 Hope Classic (Columbia, S.C.) | ^-Hoops For Hope Classic (Puerto
 Vallarta, Mexico) | %-SEC/BIG EAST Challenge | #-Brooklyn Hoops
 Holiday Invitational (Brooklyn, N.Y.)

PROBABLE STARTERS (BASED ON PREVIOUS GAME)

South Carolina	Ht.	Wt.	Yr.	Hometown	PPG	RPG	MPG
G - #23 Bruce Ellington	5-9	197	Jr.	Moncks Corner, S.C.	9.9	2.7	31.2
G - #2 Brian Richardson	6-4	175	Jr.	Wilson, N.C.	8.6	2.6	19.5
G - #32 Damien Leonard	6-4	190	So.	Greenville, S.C.	3.7	2.3	14.9
F - #30 Lakeem Jackson	6-5	235	Sr.	Charlotte, N.C.	8.4	6.3	30.5
F - #24 Michael Carrera	6-5	212	Fr.	Anzoátegui, Venezuela	11.1	7.2	21.5

LSU	Ht.	Wt.	Yr.	Hometown	PPG	RPG	MPG
F - #2 Johnny O'Bryant III	6-9	256	So.	Cleveland, Miss.	12.3	8.5	26.8
F - #5 Shavon Coleman	6-5	195	Jr.	Thibodaux, La.	11.4	7.0	30.0
G - #24 Malik Morgan	6-4	188	Fr.	River Ridge, La.	5.7	3.2	20.1
G - #1 Anthony Hickey	5-11	178	So.	Hopkinsville, Ky.	12.3	3.8	31.3
G - #10 Andre Stringer	5-10	182	Jr.	Jackson, Miss.	10.7	1.6	29.8

TODAY'S GAME

South Carolina concludes a two-game homestand when LSU visits Colonial Life Arena on Thursday for a primetime matchup set to be televised on ESPN2 with Rece Davis (play-by-play) and Kara Lawson (analyst) on the call. The Gamecocks won the previous meeting between the two schools in 2013, posting an 82-73 victory in an overtime thriller in Baton Rouge at the Maravich Center. The Tigers now hold just a slight edge in the all-time series at 14-13. Fans can also listen on the Gamecock IMG Sports Network via GamecocksOnline.com and on 107.5 The Game in Columbia with Andy Demetra (play-by-play) and Casey Manning (analyst).

CAROLINA QUICK HITS

- South Carolina is in its 105th season of basketball.
- The Gamecocks are led by first-year head coach Frank Martin. His associate head coach is Brad Underwood and his assistant coaches are Matt Figger and Lamont Evans. Andy Assaley is the director of basketball operations.
- The Gamecocks are in their 22nd season of competition in the Southeastern Conference in 2013. Carolina owns a 131-215 (.378) all-time record in SEC play.
- The Gamecocks look to break a four-game losing streak on Thursday when LSU visits Colonial Life Arena.
- South Carolina looks to rebound after a 66-61 loss to visiting Tennessee last Sunday. The Gamecocks hit just 39.2 percent (20-51) from the field in the loss. Freshman forward Michael Carrera posted team highs with 18 points and 11 rebounds for his fourth double-double of the season, while junior guard Brian Richardson added 17 points, his 10th double-figure scoring game this season, and five rebounds in the game.
- South Carolina earned the first SEC win for head coach Frank Martin at LSU on Jan. 16 in an 82-73 overtime decision. Carolina was once again stellar in overtime, hitting 9-of-10 attempts in the extra session from the free throw line. Carrera posted 23 points in 24 minutes off the bench to pace the Gamecocks in the contest.
- Carrera (23 points, 10 rebounds) and senior forward Lakeem Jackson (11 points, 11 rebounds) both collected double-doubles in the contest at LSU, marking the first time that two Gamecocks have had a double-double in the same game since the 2008 campaign.
- Carrera's 23 points scored vs. LSU were the most by a Gamecock this season, and the most by a Gamecock freshman since then-freshman Bruce Ellington also posted 23 at Florida on Jan. 15, 2011.
- South Carolina shot a season high 57.7 percent (30-52) from the field, including a near season best of hitting 7-of-12 (58.3%) from beyond the arc, in a convincing 75-54 victory over Arkansas at Colonial Life Arena on Jan. 26. The win marked Carolina's first in league play at home this season. The 21-point margin of victory marked the largest in conference play since an 18-point win over Kentucky on Feb. 25, 2009. It was the first margin of at least 20 points in SEC play since an 83-61 win over Mississippi State on Feb. 11, 2006. Both of those wins occurred at Colonial Life Arena.



SOUTH CAROLINA GAMECOCKS

OVERALL: 12-11; SEC: 2-8; HOME: 8-6; AWAY: 1-5; NEUTRAL: 3-0

0		LASHAY PAGE - Sr. - G - 6-2 - 195 - Dillon, S.C. <table border="1"> <thead> <tr> <th>MIN</th> <th>PTS</th> <th>RBS</th> <th>AST</th> <th>FG%</th> <th>3FG%</th> <th>FT%</th> </tr> </thead> <tbody> <tr> <td>24.4</td> <td>11.7</td> <td>3.3</td> <td>0.9</td> <td>34.4</td> <td>31.1</td> <td>87.1</td> </tr> </tbody> </table> <ul style="list-style-type: none"> Will not compete with the South Carolina men's basketball team for the remainder of the 2012-13 season due to an academic eligibility issue. 	MIN	PTS	RBS	AST	FG%	3FG%	FT%	24.4	11.7	3.3	0.9	34.4	31.1	87.1
MIN	PTS	RBS	AST	FG%	3FG%	FT%										
24.4	11.7	3.3	0.9	34.4	31.1	87.1										
1		BRENTON WILLIAMS - Jr. - G - 5-11 - 175 - Kissimmee, Fla. <table border="1"> <thead> <tr> <th>MIN</th> <th>PTS</th> <th>RBS</th> <th>AST</th> <th>FG%</th> <th>3FG%</th> <th>FT%</th> </tr> </thead> <tbody> <tr> <td>21.6</td> <td>10.3</td> <td>1.7</td> <td>1.2</td> <td>43.5</td> <td>39.7</td> <td>83.6</td> </tr> </tbody> </table> <ul style="list-style-type: none"> Solid off the bench in win at LSU, 16 points, including 9-of-10 from free throw Only Gamecock in double figures with 16 points vs. Vandy Reached double-figures for third-straight game with 16 at Missouri; hitting four 3s, while collecting five rebounds and two steals 	MIN	PTS	RBS	AST	FG%	3FG%	FT%	21.6	10.3	1.7	1.2	43.5	39.7	83.6
MIN	PTS	RBS	AST	FG%	3FG%	FT%										
21.6	10.3	1.7	1.2	43.5	39.7	83.6										
2		BRIAN RICHARDSON - Jr. - G - 6-4 - 175 - Wilson, N.C. <table border="1"> <thead> <tr> <th>MIN</th> <th>PTS</th> <th>RBS</th> <th>AST</th> <th>FG%</th> <th>3FG%</th> <th>FT%</th> </tr> </thead> <tbody> <tr> <td>19.5</td> <td>8.6</td> <td>2.6</td> <td>1.1</td> <td>41.1</td> <td>38.9</td> <td>72.7</td> </tr> </tbody> </table> <ul style="list-style-type: none"> Tallied 17 points, while collecting five rebounds and two steals vs. Tennessee In league play, ranks third on the team with 8.2 points per game Has 10 double-figure scoring games this season (20 career), and has hit career high 20 points on two occasions this season (at Miss State, vs. Arkansas) 	MIN	PTS	RBS	AST	FG%	3FG%	FT%	19.5	8.6	2.6	1.1	41.1	38.9	72.7
MIN	PTS	RBS	AST	FG%	3FG%	FT%										
19.5	8.6	2.6	1.1	41.1	38.9	72.7										
5		ERIC SMITH - Jr. - G - 5-11 - 205 - Mullins, S.C. <table border="1"> <thead> <tr> <th>MIN</th> <th>PTS</th> <th>RBS</th> <th>AST</th> <th>FG%</th> <th>3FG%</th> <th>FT%</th> </tr> </thead> <tbody> <tr> <td>27.3</td> <td>5.9</td> <td>1.5</td> <td>3.1</td> <td>34.6</td> <td>26.0</td> <td>68.3</td> </tr> </tbody> </table> <ul style="list-style-type: none"> Set career high with nine assists vs. App State (previous career high was 7) Seven points and three assists vs. Arkansas Three points, two assists and a steal in loss to UGA Leads the team with 3.1 assists per game 	MIN	PTS	RBS	AST	FG%	3FG%	FT%	27.3	5.9	1.5	3.1	34.6	26.0	68.3
MIN	PTS	RBS	AST	FG%	3FG%	FT%										
27.3	5.9	1.5	3.1	34.6	26.0	68.3										
12		AUSTIN CONSTABLE - Fr. - G - 6-0 - 175 - West Chester, Pa. <table border="1"> <thead> <tr> <th>MIN</th> <th>PTS</th> <th>RBS</th> <th>AST</th> <th>FG%</th> <th>3FG%</th> <th>FT%</th> </tr> </thead> <tbody> <tr> <td>1.7</td> <td>0.0</td> <td>0.3</td> <td>0.0</td> <td>0.0</td> <td>0.0</td> <td>0.0</td> </tr> </tbody> </table> <ul style="list-style-type: none"> Walk-on guard Averaged 18 points and 4.0 assists per game during senior season at Henderson High School in West Chester, Pa. Played one minute vs. UALR; saw action vs. Jacksonville and PC 	MIN	PTS	RBS	AST	FG%	3FG%	FT%	1.7	0.0	0.3	0.0	0.0	0.0	0.0
MIN	PTS	RBS	AST	FG%	3FG%	FT%										
1.7	0.0	0.3	0.0	0.0	0.0	0.0										
14		LAIMONAS CHATKEVICIUS - Fr. - F - 6-11 - 255 - Klaipeda, Lithuania <table border="1"> <thead> <tr> <th>MIN</th> <th>PTS</th> <th>RBS</th> <th>BLK</th> <th>FG%</th> <th>3FG%</th> <th>FT%</th> </tr> </thead> <tbody> <tr> <td>10.0</td> <td>3.5</td> <td>2.4</td> <td>0.3</td> <td>45.7</td> <td>25.0</td> <td>61.9</td> </tr> </tbody> </table> <ul style="list-style-type: none"> First career start at LSU; six points on 3-of-4 shooting; one assist and block Saw limited action vs. Vandy, scored two points from the free throw line Posted 8 points at Missouri, including 4-of-4 from free throw line Scored eight points and a season high seven rebounds in 12 min vs. Arkansas 	MIN	PTS	RBS	BLK	FG%	3FG%	FT%	10.0	3.5	2.4	0.3	45.7	25.0	61.9
MIN	PTS	RBS	BLK	FG%	3FG%	FT%										
10.0	3.5	2.4	0.3	45.7	25.0	61.9										
23		BRUCE ELLINGTON - Jr. - G - 5-9 - 197 - Moncks Corner, S.C. <table border="1"> <thead> <tr> <th>MIN</th> <th>PTS</th> <th>RBS</th> <th>AST</th> <th>FG%</th> <th>3FG%</th> <th>FT%</th> </tr> </thead> <tbody> <tr> <td>31.2</td> <td>9.9</td> <td>2.7</td> <td>2.2</td> <td>34.8</td> <td>26.7</td> <td>63.3</td> </tr> </tbody> </table> <ul style="list-style-type: none"> Caught game-winning TD vs. Michigan in the Jan. 1 Outback Bowl Seven points and a career high nine rebounds vs. Missouri 14 points on 6-of-8 shooting, including two 3s, with four assists vs. Arkansas Provides 10.0 points per game in league play 	MIN	PTS	RBS	AST	FG%	3FG%	FT%	31.2	9.9	2.7	2.2	34.8	26.7	63.3
MIN	PTS	RBS	AST	FG%	3FG%	FT%										
31.2	9.9	2.7	2.2	34.8	26.7	63.3										
24		MICHAEL CARRERA - Fr. - F - 6-5 - 212 - Anzoátegui, Venezuela <table border="1"> <thead> <tr> <th>MIN</th> <th>PTS</th> <th>RBS</th> <th>BLK</th> <th>FG%</th> <th>3FG%</th> <th>FT%</th> </tr> </thead> <tbody> <tr> <td>21.5</td> <td>11.1</td> <td>7.2</td> <td>0.6</td> <td>49.3</td> <td>55.6</td> <td>74.7</td> </tr> </tbody> </table> <ul style="list-style-type: none"> Instrumental in win at LSU; scoring season high 23 points, including 21 in the second half and OT; 9-of-10 from the free throw line; 10 rebounds as well Has led team in scoring and rebounding in each of last four games Double-double vs. Tennessee, 18 points, 11 rebounds 	MIN	PTS	RBS	BLK	FG%	3FG%	FT%	21.5	11.1	7.2	0.6	49.3	55.6	74.7
MIN	PTS	RBS	BLK	FG%	3FG%	FT%										
21.5	11.1	7.2	0.6	49.3	55.6	74.7										
25		MINDAUGAS KACINAS - Fr. - F - 6-7 - 210 - Klaipeda, Lithuania <table border="1"> <thead> <tr> <th>MIN</th> <th>PTS</th> <th>RBS</th> <th>BLK</th> <th>FG%</th> <th>3FG%</th> <th>FT%</th> </tr> </thead> <tbody> <tr> <td>21.6</td> <td>5.7</td> <td>4.1</td> <td>0.7</td> <td>53.8</td> <td>17.6</td> <td>68.2</td> </tr> </tbody> </table> <ul style="list-style-type: none"> Named the Dec. 31 SEC Freshman of the Week (13 points vs. PC) Two assists, four points and five rebounds in win vs. Arkansas Posted five points vs. Georgia Has hit 53.8 percent (49-91) of his attempts from the field this season 	MIN	PTS	RBS	BLK	FG%	3FG%	FT%	21.6	5.7	4.1	0.7	53.8	17.6	68.2
MIN	PTS	RBS	BLK	FG%	3FG%	FT%										
21.6	5.7	4.1	0.7	53.8	17.6	68.2										
30		LAKEEM JACKSON - Sr. - G - 6-5 - 235 - Charlotte, N.C. <table border="1"> <thead> <tr> <th>MIN</th> <th>PTS</th> <th>RBS</th> <th>AST</th> <th>FG%</th> <th>3FG%</th> <th>FT%</th> </tr> </thead> <tbody> <tr> <td>30.5</td> <td>8.4</td> <td>6.3</td> <td>2.1</td> <td>58.0</td> <td>50.0</td> <td>34.7</td> </tr> </tbody> </table> <ul style="list-style-type: none"> Nine points and five rebounds at Missouri, also 3 assists and two steals Near team leaders in several categories, points (8.4), rebounds (6.3), steals (0.7) and assists (2.1) Three double-doubles this season, including win at LSU, 11 points, 11 reb. 	MIN	PTS	RBS	AST	FG%	3FG%	FT%	30.5	8.4	6.3	2.1	58.0	50.0	34.7
MIN	PTS	RBS	AST	FG%	3FG%	FT%										
30.5	8.4	6.3	2.1	58.0	50.0	34.7										
32		DAMIEN LEONARD - So. - G - 6-4 - 190 - Greenville, S.C. <table border="1"> <thead> <tr> <th>MIN</th> <th>PTS</th> <th>RBS</th> <th>AST</th> <th>FG%</th> <th>3FG%</th> <th>FT%</th> </tr> </thead> <tbody> <tr> <td>14.9</td> <td>3.7</td> <td>2.3</td> <td>0.5</td> <td>29.2</td> <td>25.0</td> <td>76.5</td> </tr> </tbody> </table> <ul style="list-style-type: none"> Had a breakout game vs. Auburn, hitting 6-of-9 from the field, including 5-of-8 from 3-point range for 17 points; also career high nine rebounds Collected five rebounds at Missouri Played career high 38 minutes vs. Tennessee last weekend; four points 	MIN	PTS	RBS	AST	FG%	3FG%	FT%	14.9	3.7	2.3	0.5	29.2	25.0	76.5
MIN	PTS	RBS	AST	FG%	3FG%	FT%										
14.9	3.7	2.3	0.5	29.2	25.0	76.5										
33		RJ SLAWSON - Jr. - F - 6-8 - 220 - Charleston, S.C. <table border="1"> <thead> <tr> <th>MIN</th> <th>PTS</th> <th>RBS</th> <th>BLK</th> <th>FG%</th> <th>3FG%</th> <th>FT%</th> </tr> </thead> <tbody> <tr> <td>16.7</td> <td>4.7</td> <td>3.7</td> <td>0.6</td> <td>44.4</td> <td>25.0</td> <td>71.1</td> </tr> </tbody> </table> <ul style="list-style-type: none"> Four points and five rebounds in nine minutes off the bench vs. Auburn Key in win at LSU; season high 11 points, 4-of-5 from field and free throw line Season high 12 points at Missouri Collected six rebounds vs. Georgia... • Two steals vs. Tennessee 	MIN	PTS	RBS	BLK	FG%	3FG%	FT%	16.7	4.7	3.7	0.6	44.4	25.0	71.1
MIN	PTS	RBS	BLK	FG%	3FG%	FT%										
16.7	4.7	3.7	0.6	44.4	25.0	71.1										
35		BRIAN STEELE - Fr. - F - 6-5 - 196 - Greenville, S.C. <table border="1"> <thead> <tr> <th>MIN</th> <th>PTS</th> <th>RBS</th> <th>AST</th> <th>FG%</th> <th>3FG%</th> <th>FT%</th> </tr> </thead> <tbody> <tr> <td>1.7</td> <td>0.7</td> <td>0.3</td> <td>0.3</td> <td>0.0</td> <td>0.0</td> <td>1.000</td> </tr> </tbody> </table> <ul style="list-style-type: none"> Walk-on forward Named all-state, all-region and all-county during prep career Played two minutes vs. Jacksonville Hit two free throws vs. Presbyterian 	MIN	PTS	RBS	AST	FG%	3FG%	FT%	1.7	0.7	0.3	0.3	0.0	0.0	1.000
MIN	PTS	RBS	AST	FG%	3FG%	FT%										
1.7	0.7	0.3	0.3	0.0	0.0	1.000										
45		CARLTON GEATHERS - R-So. - F - 6-10 - 255 - Georgetown, S.C. <table border="1"> <thead> <tr> <th>MIN</th> <th>PTS</th> <th>RBS</th> <th>AST</th> <th>FG%</th> <th>3FG%</th> <th>FT%</th> </tr> </thead> <tbody> <tr> <td>7.8</td> <td>1.0</td> <td>1.5</td> <td>0.6</td> <td>43.5</td> <td>0.0</td> <td>66.7</td> </tr> </tbody> </table> <ul style="list-style-type: none"> Sophomore forward who suffered a fractured knee cap over the summer and continues to be out indefinitely. Stats to left based on 2011-12 season. 	MIN	PTS	RBS	AST	FG%	3FG%	FT%	7.8	1.0	1.5	0.6	43.5	0.0	66.7
MIN	PTS	RBS	AST	FG%	3FG%	FT%										
7.8	1.0	1.5	0.6	43.5	0.0	66.7										
55		SHANE PHILLIPS - Sr. - G - 5-10 - 170 - Pittsburgh, Pa. <table border="1"> <thead> <tr> <th>MIN</th> <th>PTS</th> <th>RBS</th> <th>AST</th> <th>FG%</th> <th>3FG%</th> <th>FT%</th> </tr> </thead> <tbody> <tr> <td>1.9</td> <td>0.0</td> <td>0.0</td> <td>0.1</td> <td>0.0</td> <td>0.0</td> <td>0.0</td> </tr> </tbody> </table> <ul style="list-style-type: none"> Senior walk-on guard who is expected to see playing time this season Saw action in one contest last season, scoring one point Played one minute vs. Morgan State; also vs. Missouri State and UALR Saw action vs. St. John's, Jacksonville and PC 	MIN	PTS	RBS	AST	FG%	3FG%	FT%	1.9	0.0	0.0	0.1	0.0	0.0	0.0
MIN	PTS	RBS	AST	FG%	3FG%	FT%										
1.9	0.0	0.0	0.1	0.0	0.0	0.0										

INTERVIEW POLICIES

All interview requests must be made in advance to SID Emily Feeney in the South Carolina Media Relations Office. Beginning with the start of practice in October, Feeney will release a weekly coach and student-athlete availability schedule to media on Monday's.

Post-Game Interview Policy: After each home game, the visiting coach will address the media first, followed by South Carolina student-athletes then South Carolina head coach Frank Martin. (Depending on deadline, this may be altered on a game-by-game basis).

Road Interview Policy: Interviews with Coach Martin while on the road will be scheduled according to the home post-game media procedure. No student-athlete interviews are allowed until after the game once the team leaves Columbia.

All interviews are to be coordinated through the Media Relations Office. This allows the staff to arrange the interview when it best suits the student-athlete's and the reporter's schedules. Please contact the Media Relations Office in advance to make your interview requests. Media are not permitted to contact student-athletes on their own at any time.

All interviews will take place at the designated media interview site for that day as listed in the weekly availability schedule or in the Media Relations Office.

Dormitory, apartment and cell phone numbers for student-athletes will not be provided to the media. Should you need to conduct a telephone interview with a student-athlete, a call will be placed to you from the student-athlete at a mutually agreeable time.

SOUTH CAROLINA MEDIA RELATIONS

Emily Feeney, primary contact

Assistant Director

cell: 803-727-3284

e-mail: efeeney@mailbox.sc.edu

Website: www.GamecocksOnline.com

Facebook: www.Facebook.com/gamecocksonline

Twitter: @GamecockMBB

STAT COMPARISON

	SC	LSU
Record	12-11	13-8
Conference Record	2-8	4-6
Current Streak	L4	L1
Scoring Avg.	68.2	70.4
Opponent Scoring Avg.	68.2	67.5
Scoring Margin	0.0	+2.9
Field Goal %	.426	.422
Opponent Field Goal %	.445	.410
3-Point Field Goal %	.323	.334
Opponent 3-Point Field Goal %	.326	.300
3-Point Field Goal Made PG	5.7	7.3
3-Point Field Goal Attempts PG	17.8	21.8
Free Throw %	.697	.627
Opponent Free Throw %	.667	.682
Rebounding Avg.	36.3	38.1
Opponent Rebounding Avg.	31.6	38.0
Rebounding Margin	+4.7	+0.1
Turnovers Avg.	15.8	15.2
Opponent Turnover Avg.	14.5	16.0
Assists Avg.	12.2	14.1
Blocks Avg.	3.4	3.8
Steals Avg.	5.2	9.9

WEEKLY MEDIA AVAILABILITY (FEB. 3-9)

SUNDAY Feb. 10	MONDAY Feb. 11	TUESDAY Feb. 12	WEDNESDAY Feb. 13	THURSDAY Feb. 14	FRIDAY Feb. 15	SATURDAY Feb. 16
vs. Tennessee L, 66-61	SEC Teleconf. Martin at 11:14	Frank Martin Press Conf. CLA/11 a.m.	No Availability	vs. LSU 7 p.m. ET ESPN2	No Availability	at Alabama 4 p.m. ET SECN

* All practices are closed • please contact SID Emily Feeney for all media requests

A SOUTH CAROLINA WIN WOULD ...

- Be back-to-back victories vs. LSU for first time since 2010-2011 campaigns
- Improve the Gamecocks to 9-6 in home games this season

■ After trailing 15-3, South Carolina ended the first half vs. Arkansas on a 40-11 run over the final 14:49 of the first half.

■ Carolina's 75 points vs. Arkansas were the most in a regulation SEC game since posting a 79-73 win vs. Ole Miss on Feb. 22, 2011.

■ South Carolina held an eight-point halftime lead on the road at No. 22 Missouri on Jan. 22, but the Gamecocks were unable to hold the lead down the stretch and the Tigers responded with 44 points in the second half to claim a 71-65 win. Mizzou struggled mightily from the field in the opening half, hitting just 6-of-30 attempts, but 28 points from the free throw line in the contest kept the Tigers within striking distance throughout.

■ In three overtime wins this season, Carolina has hit an impressive 31-of-34 (91.1%) attempts from the free throw line during OT.

■ Senior guard LaShay Page, a post-graduate student from Dillon, S.C., will not compete with the South Carolina men's basketball team for the remainder of the 2012-13 season due to an academic eligibility issue.

SCOUTING LSU

LSU enters Thursday's contest having won three of their last four games, and four of their last six, all in league play. The Tigers own a 13-8 overall record, and a 4-6 mark in SEC contests. Sophomore forward Johnny O'Bryant III paces the team in points with 12.3 and is also the team leader in rebounding with 8.5 per contest, which ranks fifth in the league in overall games. His 9.3 rebounds per SEC contest ranks him third. Sophomore guard Anthony Hickey adds 12.3 points per game as well, while Shavon Coleman (11.4) and Andrew Stringer (10.7) also post double-digit points in overall games this season. Hickey paces the league in steals with 3.4 per contest, including a mark of 3.2 in SEC contests. The Tigers most recently suffered a 60-57 loss on the road at Alabama last Saturday. The team is led by Johnny Jones in his first season.

UP NEXT FOR THE GAMECOCKS

South Carolina travels to Alabama on Saturday, continuing SEC play at Coleman Coliseum in Tuscaloosa. The contest will be televised on the SEC Network at 4 p.m. ET.

IN THE LAST FIVE GAMES ...

Freshman forward Michael Carrera paces the Gamecocks with 14.6 points and 7.6 rebounds per contest ... Junior guard Brian Richardson adds 11.0 points per game, and junior guard Bruce Ellington posts 10.0 points and 2.8 assists per contest ... The Gamecocks have hit just 38.5 percent from the field, compared to 49.2 percent from its opponents ... South Carolina averages 17.6 free throws per game in the stretch, compared to 22.4 by opponents.

LSU SERIES

LSU holds a slight 14-13 edge in the all-time series with South Carolina, but the series is tied at six in games played in Columbia. The Gamecocks have won three out of the last four in the series, and four of the last six. Below is a breakdown of the last 10 meetings between the two schools.

LOUISIANA STATE (14-13)

H: 6-6; A: 4-7; N: 4-0

J. 12, 2005	A	64-79	L
F. 28, 2006	H	61-64	L
M. 3, 2007	A	52-61	L
F. 27, 2008	H	55-62	L
M. 13, 2008	N	77-73	W
J. 14, 2009	A	68-85	L
J. 13, 2010	H	67-58	W
F. 2, 2011	A	64-56	W
F. 18, 2012	H	58-68	L
J. 16, 2013	A	82-73 (OT)	W

BY THE NUMBERS -

62 - The number of combined free throws in the South Carolina vs. Tennessee contest last Sunday. The Gamecocks went 18-of-25 from the line, and the Vols posted a mark of 27-of-37 in the win.

12 - The number of starting lineups that Frank Martin has used during the 2012-13 season. In league games, the lineup most utilized is at guard, Ellington and Smith, and at forward, Jackson, Carrera and Chatkevicius.

5 - Junior guard Bruce Ellington matched a season high with five assists vs. Tennessee on Sunday, marking the 10th time in his career he has posted five or more assists in a game. In league games, Ellington dishes 2.7 assists per contest.

+1.7 - In strictly league games, South Carolina ranks fifth in the league with a +1.7 turnover margin. The Gamecocks commit 13.9 per game, compared to 15.6 by their opponents.

BY THE NUMBERS - THE FIRST 2013 MEETING WITH LSU

28 - Carolina's 28 made free throws marked the most points from the foul line since also posting 28 vs. Georgia Southern on Nov. 16, 2009.

37 - Carolina's 37 attempts from the foul line at LSU marked the most since that same Georgia Southern game when the Gamecocks had 44 attempts.

16 - Junior guard Brenton Williams scored 16 points, including a 9-of-10 mark from the foul line, off the bench vs. LSU, playing 36 minutes in the contest. Williams had posted just two combined points in 12 combined minutes in the previous two SEC games.

21 - Freshman forward Michael Carrera scored 23 points at LSU, but scored 21 during the second half and overtime. Carrera was 9-of-10 from the free throw line, and he played the final 6:38 of regulation and all of overtime with four personal fouls.

► ASSOCIATED PRESS TOP 25

Feb. 11, 2013

Rk.	Team	Record	Pts.
1	Indiana (26)	21-3	1,559
2	Duke (20)	21-2	1,515
3	Miami (FL) (17)	19-3	1,499
4	Michigan	21-3	1,428
5	Gonzaga (2)	23-2	1,371
6	Syracuse	20-3	1,293
7	Florida	19-3	1,286
8	Michigan State	20-4	1,178
9	Arizona	20-3	1,062
10	Kansas State	19-4	1,012
11	Butler	20-4	943
12	Louisville	19-5	842
13	Ohio State	17-6	828
14	Kansas	19-4	823
15	Georgetown	17-4	679
16	Pittsburgh	20-5	591
17	Oklahoma State	17-5	587
18	Marquette	17-5	493
19	New Mexico	20-4	433
20	Wisconsin	17-7	305
21	Notre Dame	19-5	264
22	Memphis	20-3	193
23	Oregon	19-5	137
24	Colorado State	19-4	125
25	Kentucky	17-6	87

Others receiving votes: Minnesota 80, Missouri 69, Cincinnati 68, Saint Mary's 62, Creighton 56, San Diego State 53, Louisiana Tech 43, Virginia Commonwealth 35, Saint Louis 34, Illinois 26, North Carolina State 24, Akron 12, UCLA 8, UNLV 6, Indiana State 5, Virginia 4, Wichita State 3, Belmont 2, Oklahoma 1, Ole Miss 1

Dropped from rankings: Creighton 16, Cincinnati 17, Minnesota 18, Missouri 21

► ESPN/USA TODAY TOP 25

Feb. 11, 2013

Rk.	Team	Record	Pts.
1	Duke (18)	21-2	744
2	Indiana (6)	21-3	717
3	Gonzaga (1)	23-2	681
4	Miami (FL) (5)	19-3	674
5	Michigan (1)	21-3	663
6	Florida	19-3	628
7	Syracuse	20-3	608
8	Michigan State	20-4	582
9	Arizona	20-3	491
10	Butler	20-4	460
11	Kansas State	19-4	455
12	Louisville	19-5	393
13	Kansas	19-4	364
14	Ohio State	17-6	353
15	Georgetown	17-4	329
16	Oklahoma State	17-5	259
17	Pittsburgh	20-5	246
18	New Mexico	20-4	203
19	Wisconsin	17-7	150
20	Marquette	17-5	144
21	Notre Dame	19-5	140
22	San Diego State	18-5	120
23	Creighton	20-5	102
24	Colorado State	19-4	79
25	Memphis	20-3	76

Others receiving votes: Missouri 72, Oregon 63, Virginia Commonwealth 63, Cincinnati 38, Minnesota 28, Saint Mary's 27, Kentucky 27, Louisiana Tech 18, Saint Louis 13, Ole Miss 11, Middle Tennessee 11, Illinois 10, Akron 9, UNLV 8, Wichita State 8, UCLA 3, Stephen F. Austin 2, Virginia 1, Belmont 1, Oklahoma 1

Dropped from rankings: Cincinnati 17, Minnesota 18, Oregon 19, Missouri 20, Wichita State 22, Ole Miss 23



SOUTHEASTERN CONFERENCE STANDINGS

As of Feb. 12, 2012

Team	Conference	Overall
Florida	9-1	19-3
Kentucky	8-2	17-6
Ole Miss	7-3	18-5
Alabama	7-3	15-8
Missouri	6-4	17-6
Georgia	6-4	12-11
Arkansas	5-5	14-9
LSU	4-6	13-8
Texas A&M	4-6	14-9
Tennessee	4-6	12-10
Vanderbilt	3-7	9-13
Auburn	3-7	9-14
South Carolina	2-8	12-11
Mississippi State	2-8	7-15

COACHES TELECONFERENCE

The weekly SEC men's basketball coaches teleconference is scheduled for every Monday Jan. 4 - March 5.

The 12 Southeastern Conference men's head basketball coaches will be featured from 10:00 - 11:17 a.m. (CT).

Media representatives wishing to participate in the teleconference should contact the SEC Media Relations Department for further details. Each coach will appear on the teleconference for seven minutes, according to the following schedule:

ORDER OF APPEARANCE

(All Times Eastern)

11:00 a.m.	Kevin Stallings, Vanderbilt
11:07 a.m.	Billy Donovan, Florida
11:14 a.m.	Frank Martin, South Carolina
11:21 a.m.	Mark Fox, Georgia
11:28 a.m.	Johnny Jones, LSU
11:35 a.m.	John Calipari, Kentucky
11:42 a.m.	Cuonzo Martin, Tennessee
11:49 a.m.	Mike Anderson, Arkansas
11:56 a.m.	Anthony Grant, Alabama
12:03 a.m.	Tony Barbee, Auburn
12:10 a.m.	Andy Kennedy, Ole Miss
12:17 a.m.	Rick Ray, Miss. State
12:24 a.m.	Frank Haith, Missouri
12:31 a.m.	Billy Kennedy, Texas A&M

In addition, the SEC men's basketball teams who make it to postseason will be on a teleconference on Monday, March 18 beginning at 11:00 a.m. ET.

All SEC basketball teleconferences can be listened to on the internet at www.secsports.com shortly after the conclusion of the teleconference

SOUTH CAROLINA BENCH PRODUCTION

GAME	SC-OPP	DIFF.	SC HIGH BENCH SCORER
Milwaukee	28-16	+12	Williams, 14
Morgan State	18-13	+3	Richardson, 10
Rider	32-9	+23	Kacinas, 18
Elon	16-13	+3	Richardson, 7
vs. Missouri St.	37-13	+24	Carrera, 18
vs. UALR	30-13	+17	Kacinas, 13
at St. John's	37-29	+8	Williams, 10
Clemson	40-20	+21	Williams, 16
Jacksonville	46-41	+5	Richardson, 16
Appalachian State	25-23	+2	Williams, 11
vs. Manhattan	21-25	-4	Richardson, 12
Presbyterian	25-10	+15	Leonard, 15
SC State	25-10	+15	Williams, 14
at Miss State	11-22	-11	Chatkevicius, 4
Auburn	27-27	-	Leonard, 17
at LSU	53-17	+36	Carrera, 23
Vanderbilt	23-25	-2	Williams, 16
at Missouri	30-23	+7	Williams, 16
Arkansas	27-9	+18	Richardson, 20
at Florida	8-21	-13	Kacinas/Leonard, 4
Georgia	21-34	-13	Richardson, 12
at Kentucky	16-20	-4	Leonard, 6
Tennessee	13-30	-17	Smith, 9
LSU			
at Alabama			
Ole Miss			
at Georgia			
Missouri			
at Texas A&M			
Miss State			
at Vanderbilt			
SEC Tournament			
NCAA Tournament			

SPECIALTY STATS

(PP) points in paint; (OT) points off turnovers; (2nd) second chance points; (FB) fast break points

(South Carolina-Opponent)

GAME	PP	OT	2ND	FB
Milwaukee	46-20	17-15	14-10	12-4
Morgan State	34-48	22-20	19-4	6-14
Rider	34-42	24-21	9-4	12-12
Elon	22-24	17-18	15-6	14-6
vs. Missouri St.	20-34	14-26	5-12	3-4
vs. UALR	38-26	22-14	19-9	10-2
at St. John's	34-30	6-10	23-14	2-11
Clemson	26-26	14-23	15-10	8-8
Jacksonville	36-36	6-20	11-8	14-14
Appalachian State	36-32	13-26	8-13	7-12
vs. Manhattan	26-20	20-12	22-10	2-6
Presbyterian	30-24	16-12	19-5	12-7
SC State	48-38	20-8	19-17	5-10
at Miss State	20-34	15-28	10-6	2-14
Auburn	24-26	18-15	20-8	7-12
at LSU	36-30	27-17	12-7	8-4
Vanderbilt	18-20	17-9	7-8	4-9
at Missouri	26-28	13-17	10-20	8-10
Arkansas	40-34	14-26	15-11	18-14
at Florida	18-28	2-22	6-7	4-16
Georgia	20-24	9-16	13-6	9-11
at Kentucky	18-42	16-8	8-8	2-8
Tennessee	30-28	19-10	10-12	10-4
LSU				
at Alabama				
Ole Miss				
at Georgia				
Missouri				
at Texas A&M				
Miss State				
at Vanderbilt				
SEC Tournament				
NCAA Tournament				
SC Total	660	361	309	179
SC Average	28.7	15.7	13.4	7.8
Opp Total	694	408	215	198
Opp Average	30.2	17.7	9.3	8.6

UNIVERSITY INFORMATION

Location..... Columbia, S.C.
 Founded 1801
 Enrollment 30,721
 Nickname..... Gamecocks
 Colors Garnet (PMS 202) and Black
 National Affiliation..... NCAA Division I
 Conference Southeastern (SEC)
 Athletics Web Address..... www.GamecocksOnline.com
 University Web Address www.sc.edu
 President Dr. Harris Pastides
 NCAA Representative..... Dr. Zach Kelehear
 Athletics Director Ray Tanner
 Basketball Administrator/Chief Operating Officer Kevin O'Connell

BASKETBALL STAFF/INFORMATION

Head Coach..... Frank Martin
 Alma Mater Florida International, '93
 Record At South Carolina/Seasons First Season
 Overall Record/Seasons..... 129-65 (.664), 6th season
 Associate Head Coach..... Brad Underwood (Kansas State, '86)
 Assistant Coach/Recruiting Coordinator..... Matt Figger (Eastern Kentucky, '95)
 Assistant Coach..... Lamont Evans (Kansas State, '09)
 Director of Basketball Operations..... Andy Assaley (Cincinnati, '96)
 Strength & Conditioning Coach Scott Greenawalt (Muskingum College, '98)
 Athletic Trainer..... Mark Rodger (Buffalo, '01)
 Video Coordinator..... Dylan Lockwood (Cazenovia, '05)
 Grad. Student Mgr./Student-Athlete Development ... Doug Edwards (Florida State, '07)
 Graduate Student Manager Darren Kent (Kansas State, '09)
 Home Arena..... Colonial Life Arena
 Capacity..... 18,000
 Arena General Manager Lexi Boone
 Press Row Phone Number 803-777-6182

BASKETBALL HISTORY

First Year of Basketball..... 1908
 All-Time Record..... 1,309-1,160-1 (.530)
 Overall Postseason Record..... 25-18
 NCAA Tournament Appearances 1971, 1972, 1973, 1974, 1989, 1997,
 1998, 2004
 NCAA Tournament Record 4-9
 Last NCAA Tournament Appearance 2004, L vs. Memphis, 59-43
 NIT Appearances 1969, 1975, 1978, 1983, 1991, 1996,
 2001, 2002, 2005, 2006, 2009
 NIT Record 21-9
 Last NIT Appearance 2009, L vs. Davidson, 70-63
 Conference Championships .. 1970 ACC, 1997 SEC, 2009 SEC East Co-Champs
 Conference Tournament Titles..... 1934 SoCon, 1971 ACC

TEAM INFORMATION

2011-12 Record 10-21
 Southeastern Conference Record/Finish 2-14/12th
 Postseason..... None
 Letterwinners Returning/Lost..... 9/3
 Starters Returning/Lost 2/3*
 *based on final game starters from 2011-12 season
 Newcomers..... 4
 Roster Breakdown 3 freshmen, 2 sophomores, 5 juniors, 3 seniors

MEDIA RELATIONS

Asst. Media Relations Director/Men's Basketball Contact Emily Feeney-Molinary
 Feeney's email efeeney@mailbox.sc.edu
 Feeney's office phone 803-777-7743
 Website..... GamecocksOnline.com

HEAD COACH FRANK MARTIN



COACHING CAREER

KANSAS STATE (2007-12)

2007-08	21-12	NCAA, 2nd Round
2008-09	22-12	NIT, 2nd Round
2009-10	29-8	NCAA, Elite Eight
2010-11	23-11	NCAA, 3rd Round
2011-12	22-11	NCAA, 3rd Round
5 years	117-54 (.684)	7-5 postseason record



SOUTH CAROLINA (2012-PRESENT)

2012-13	12-11	-
1 year	12-11	
Career Total	129-65 (.664)	

COACHING

EXPERIENCE
 28th season
COLLEGE EXPERIENCE
 13th season
COLLEGE HEAD COACH EXPERIENCE
 6th season
HIRE DATE AT CAROLINA
 March 27, 2012

PERSONAL

HOMETOWN
 Miami, Fla.
ALMA MATER
 Florida International, 1993 (B.A. Physical
 Education)
FAMILY
 Wife, Anya
 Children, Brandon, Amalia and Christian

COACHING RESUME

HIGH SCHOOL
 Miami Senior High, 1985-93
 Varsity Boys' Assistant Coach
 Junior Varsity Boys' Head Coach
 North Miami High, Head Coach, 1993-95
 Miami Senior High, Head Coach, 1995-98
 B.T. Washington High, Head Coach, 1999-2000

COLLEGE ASSISTANT COACH

Northeastern, 2000-04
 Cincinnati, 2004-06
 Kansas State, 2006-07

COLLEGE HEAD COACH

Kansas State, 2007-12
 South Carolina, 2012-present

TREND SETTING

Gamecock trends under Frank Martin ...

- South Carolina is 7-5 when posting at least six made 3s in a game.
 - The Gamecocks hit 7-of-12 from 3-point range in the victory vs. Arkansas, including three made 3s from junior guard Brian Richardson, who matched his career high with 20 points in the win.
- South Carolina is 8-2 when scoring more points in the paint than its opponent.
 - The Gamecocks average 28.7 points in the paint per game, compared to 30.2 from opponents.
- South Carolina is 4-2 when Brenton Williams leads the team in scoring.
 - Williams posted a game highs of 16 points vs. Vandy on Jan. 19 and again at Missouri on Jan. 22.
- South Carolina is 9-5 when holding its opponents to under 45 percent from the field.
 - Missouri shot just 33.3 percent on Jan 22, the lowest percentage by a Gamecock opponent this season. The Gamecock defense continued to impressive vs. Arkansas, holding the Razorbacks to just 34.4 percent (21-61) from the field in the contest.

ELLINGTON WRAPS HIGHLY SUCCESSFUL FOOTBALL SEASON AT OUTBACK BOWL ON JAN. 1

Sophomore wide receiver Bruce Ellington had a stellar season on the football field in 2012. The Moncks Corner, S.C., native compiled 1,034 all purpose yards this season, including 600 receiving yards (team high) and 406 yards on kick returns. Ellington scored seven touchdowns, including the game-winning TD in the Jan. 1 Outback Bowl vs. Michigan. He was also instrumental in Carolina's win vs. Clemson in late November, when he logged a career high seven catches for two scores vs. the Tigers.

HEAD COACH FRANK MARTIN

South Carolina head coach Frank Martin has enjoyed much success early in his head coaching career. Martin spent the past five season as the head coach at Kansas State, leading the Wildcats to the NCAA Tournament four times, including a trip to the Elite Eight during the 2009-10 campaign when the squad won a school-record 29 contests. Martin's Wildcats won at least 21 games in each of his five seasons at the helm, compiling a record of 117-54 (.684) under his direction. During that time, Kansas State posted a 50-32 (.609) record in Big 12 Conference games, finishing fifth or higher in each season, while finishing third or higher three times.

EARLIER THIS SEASON VS. LSU

GAME 16 - SOUTH CAROLINA 82, LSU 73 (OT)

JAN. 16, 2012/PETE MARAVICH CENTER

BATON ROUGE, La. - Behind double-doubles from freshman forward Michael Carrera and senior forward Lakeem Jackson, South Carolina (11-5, 1-2 SEC) defeated LSU (9-5, 0-3 SEC) 82-73 in conference play on Wednesday night. The win was the first SEC win of the Frank Martin era and is the first road win in league play since a 64-56 victory at LSU on Feb. 2, 2011.

Carrera scored 21 of his career-high 23 points in the second half and overtime. The freshman also notched 10 rebounds. Jackson added 11 points and 11 rebounds in the winning effort for his third double-double of the season. The duo's stat lines marks the first time two Gamecocks registered double-doubles in the same game since Dominique Archie and Mike Holmes did so against Winthrop on Nov. 16, 2008.

Junior guard Brenton Williams tallied 16 points and junior forward RJ Slawson scored 11. As a team, the Gamecocks went 28-of-37 from the free throw line, with Carrera and Williams hitting 9-of-10. South Carolina had 53 points off of the bench to the Tigers' 17.

Sophomore guard Anthony Hickey scored 18 points and registered seven rebounds, both team highs. Senior guard Charles Carmouche added 13 points on the night. Junior forward Shawn Coleman also brought down seven boards in the contest. The Tigers recorded 22 turnovers to the Gamecocks' 15. South Carolina turned LSU's 22 turnovers into 27 points.

LSU jumped out to an early 9-4 lead, sparked by a 5-of-6 effort from the free throw line, which forced a quick timeout for the Gamecocks with 16:14 on the clock in the opening half. Carolina responded out of the break with a 7-2 run of its own, fueled by back-to-back layups from Jackson to tie the score at 11 with just over 14 minutes to play.

The teams traded buckets near the 12-minute mark, before the Gamecocks capitalized on 3s from Williams and Slawson, and solid free throw shooting from the duo to hold a 34-22 advantage with just under five minutes to play in the half.

The Tigers responded however, ending the half on an 11-1 run, including a 3 from Hickey and a 4-of-4 effort from the line from Carmouche and junior guard Andre Stringer. The Gamecocks missed their last seven shots attempts over the last four minutes of the half and held just a two-point lead at the break, 35-33.

Williams paced Carolina in the opening half with 12 points, while Jackson pulled down a team high seven rebounds. The Gamecocks also forced 13 LSU turnovers, three shy of the Tigers' average per game, scoring 14 points off the takeaways.

Both teams came out firing in the second half, with freshman forward Laimonas Chatkevicius and Jackson hitting two lay-ups each for Carolina, but the Tigers were flawless from 3-point range, hitting all four of their early attempts, including three from Hickey, to hold a 47-44 upshand at the first media timeout of the half.

Slawson connected for back-to-back layups, making the second a 3-point play after a Tiger foul near the 14-minute mark to tie the score at 49. The teams traded baskets through the next several minutes, as Carmouche hit the fifth 3 of the half for the Tigers and Carrera provided two layups for the Gamecocks.

The score stood tied at 56 with 8:51 on the clock before Jackson and Carrera connected for layups to give Carolina a four-point lead with 7:46 to play.

Another 3 from Carmouche with 4:51 remaining saw the Tigers regain the lead at 65-64. Jackson converted the second half of a two-free throw opportunities shortly after to match the Tigers' 65, but Hickey connected on an acrobatic lay-up at the opposite end to see LSU hold a 67-65 upshand at the final media timeout of the half.

The Tigers extended their lead to 69-66, which forced a Gamecock timeout with 2:36 to play. Carrera hit a lay-up out of the timeout for a two-point LSU advantage, and the Tigers failed to convert on the ensuing possession.

Williams was at the line for two attempts with 1:16 to play, hitting both to knot the score at 69. After a Gamecock timeout and possession with 43.3 seconds remaining, LSU earned a steal, but missed a 3-point attempt at the buzzer to send the contest to overtime.

The Gamecocks held a four-point advantage at 73-69 with 3:50 on the clock in the extra session after two free throws from Smith and a jumper from Carrera.

LSU's Hickey posted a lay-up after a steal to pull the Tigers within two with 3:11 to play. The teams traded missed attempts through the middle part of OT before Carrera extended the Gamecocks lead to four with just under a minute to play.

LSU missed a 3-point attempt at the opposite end and Carrera connected on two free throws with 39.1 seconds remaining to push the Carolina lead to 76-71.

The Tigers missed another attempt from beyond the arc late in OT and clutch free throw shooting from Carrera down the stretch saw the Gamecocks close the first SEC win for head coach Frank Martin, 82-73.

GAME 16



Official Basketball Box Score - Game Totals - Final Statistics
South Carolina vs LSU
01/16/13 7:00 pm at Maravich Center (Baton Rouge, LA)

South Carolina 82 • 11-5 (1-2)

##	Player		Total		3-Ptr		Rebounds				PF	TP	A	TO	Blk	Stl	Min
			FG-FGA	FG-FGA	FT-FTA	Off	Def	tot									
14	CHATKEVICIUS, L.	f	3-4	0-0	0-0	0	2	2	2	6	1	1	1	0	12		
02	RICHARDSON, Brian	g	0-0	0-0	0-0	0	0	0	0	0	0	0	0	0	2		
05	SMITH, Eric	g	1-5	0-1	3-4	0	0	0	0	5	1	2	0	1	36		
23	ELLINGTON, Bruce	g	3-12	0-2	1-4	0	2	2	1	7	1	3	1	3	38		
30	JACKSON, Lakeem	g	5-6	0-0	1-2	4	7	11	0	11	4	1	0	1	38		
01	WILLIAMS, Brenton	g	3-13	1-7	9-10	0	1	1	3	16	2	4	0	1	36		
24	CARRERA, Michael	g	7-10	0-1	9-10	3	7	10	4	23	0	1	0	0	24		
25	KACINAS, Mindaugas	g	1-3	0-2	1-2	1	1	2	2	3	0	1	0	0	16		
32	LEONARD, Damien	g	0-1	0-0	0-0	0	0	0	0	0	0	0	0	0	2		
33	SLAWSON, RJ	g	3-4	1-1	4-5	3	2	5	4	11	0	1	0	0	21		
	Team					0	3	3			1						
	Totals		26-58	2-14	28-37	11	25	36	16	82	9	15	2	6	225		

FG % 1st Half: 12-28 42.9% 2nd half: 12-26 46.2% OT: 2-4 50.0% Game: 26-58 44.8% Deadball
3FG % 1st Half: 2-9 22.2% 2nd half: 0-4 0.0% OT: 0-1 0.0% Game: 2-14 14.3% Rebounds
FT % 1st Half: 9-12 75.0% 2nd half: 10-15 66.7% OT: 9-10 90.0% Game: 28-37 75.7% 3

LSU 73 • 9-5 (0-3)

##	Player		Total		3-Ptr		Rebounds				PF	TP	A	TO	Blk	Stl	Min
			FG-FGA	FG-FGA	FT-FTA	Off	Def	tot									
02	O'BRYAN, III, Johnny	f	4-9	0-1	1-2	3	3	6	5	9	0	4	1	1	23		
55	DEL PIERO, Andrew	c	1-3	0-0	5-7	3	2	5	1	7	1	1	0	1	29		
00	CARMOUCHE, Charles	g	3-6	3-5	4-4	1	0	1	4	13	5	2	0	2	37		
01	HICKEY, Anthony	g	7-17	4-11	0-0	0	7	4	18	4	5	0	2	3	35		
10	STRINGER, Andre	g	4-13	0-5	1-1	1	1	2	4	9	1	1	0	1	29		
03	COURTNEY, Jalen	g	1-2	0-0	0-0	0	2	2	4	2	0	3	0	0	17		
04	COLLINS, Corban	g	1-2	0-0	0-0	0	0	0	0	2	0	4	0	0	7		
05	COLEMAN, Shawn	g	2-5	0-0	2-2	5	2	7	4	6	0	1	1	0	21		
24	MORGAN, Malik	g	3-7	1-5	0-0	0	5	5	2	7	4	0	1	2	27		
	Team					0	3	3		1							
	Totals		26-64	8-27	13-16	15	25	40	26	73	15	22	3	9	225		

FG % 1st Half: 11-25 44.0% 2nd half: 13-30 43.3% OT: 2-9 22.2% Game: 26-64 40.6% Deadball
3FG % 1st Half: 2-7 28.6% 2nd half: 6-14 42.9% OT: 0-6 0.0% Game: 8-27 29.6% Rebounds
FT % 1st Half: 9-12 75.0% 2nd half: 4-4 100.0% OT: 0-0 0.0% Game: 18-23 78.3% 1

Officials: Anthony Jordan, Pat Adams, Patrick Evans
Technical fouls: South Carolina-None. LSU-None.
Attendance: 6654

Score by periods	1st	2nd	OT	Total
South Carolina	35	34	13	82
LSU	33	36	4	73

Last FG - SC OT-00:56, LS OT-00:08.
Largest lead - SC by 12 1st-04:46, LS by 5 1st-16:14.

Points	In	Off	2nd	Fast	
SC	Paint	T/O	Chance	Break	
LS	36	27	12	8	53
LS	30	17	7	4	17

Score tied - 11 times.
Lead changed - 10 times.

2013 SEC TOURNAMENT

The 2013 SEC Men's Basketball Tournament will be played March 13-17 at Bridgestone Arena in Nashville, Tenn. The men's basketball tournament has expanded to include all 14 teams and will be seeded 1-14. The tournament will begin on Wednesday, March 13 with matchups between the No. 11 and No. 14 seeds and the No. 12 and No. 13 seeds. The winners will advance to meet the sixth and fifth seeds, respectively, on Thursday. Also playing on Thursday will be the No. 8 and No. 9 seeds and the No. 7 and No. 10 seeds. The top four seeds in the tournament will receive byes until Friday's quarterfinal round.

NON-CONFERENCE SCHEDULE

The 2012-13 non-conference slate features 10 home dates, including one exhibition, to be played at Colonial Life Arena, two trips to New York City and an international visit to Puerto Vallarta, Mexico, to highlight the lineup. In the non-conference portion of its schedule, the Gamecocks will take part in three events, including the Hoops for Hope Classic with games in Columbia and Puerto Vallarta, Mexico, the annual SEC/BIG EAST Challenge, as well as the Brooklyn Hoops Holiday Invitational. The latter two will see the Gamecocks travel to New York City.

EXCEPTIONAL COACHING STAFF

The South Carolina men's basketball staff has nearly 100 years of coaching experience combined from the high school level, through the junior college ranks and at elite level programs in Division I basketball. Head coach Frank Martin is in his 13th season of coaching in college basketball, associate head coach Brad Underwood in his 27th, assistant coach Matt Figger in his 20th and Lamont Evans in his fifth.

CHATKEVICIUS MISSED FIRST SIX GAMES

South Carolina head men's basketball coach Frank Martin announced on Nov. 11 that freshman forward Laimonas Chatkevicius would miss the first six games of the 2012-13 season. The NCAA determined that Chatkevicius received impermissible benefits from his host family prior to enrolling at the University of South Carolina, and as a result he will be withheld from the first six games. He was able to return to game action vs. St. John's.

MARTIN CONFIRMS SIGNING OF RINGER, MCKIE AND THORNWELL

Martin on Desmond Ringer (F/C - 6-9 - 260 - McDonough, Ga. - Eagle's Landing)

"Desmond Ringer gives us size, strength, athleticism and skill on the front line. He comes from a very successful high school program, and we're excited to have him be part of our family. He is a guy that understands how to play, and he has great size and real good hands. Desmond is someone that we feel will become a big-time presence on the front line for many years to come."

Martin on Justin McKie (G - 6-4 - 180 - Columbia, S.C. - Irmo)

"With his name alone, it should give people an understanding of the kind of bloodlines that he has. Justin loves to win, and he is coached by Tim Whipple, one of the great coaches in the country, not just in high school basketball or in this state. In my seven months here, Justin has improved as much as any player that I have watched. We really like his toughness, his ability to play defense in a system that is similar to ours and his length and size on the perimeter. He is someone that, as we move forward, we think he is definitely a great part of building a championship program."

Martin on Sindarius Thornwell (G - 6-5 - 180 - Lancaster, S.C. - Oak Hill Academy)

"Sindarius Thornwell is an extremely talented guard, and he is a winner. In today's day and age, you have players that are highly ranked across the country that have a sense of entitlement, and he does not. He remains very humble and very loyal to his state. With his choice to play at South Carolina, it shows the kind of love that he, along with the other guys, have for this University. For he and Justin, representing their state was something very important to them. Sindarius has a chance to be a special player in our program. He is another big guard, who can play the point guard position, as well as the two and three. He is the consummate winner; he defends, he rebounds and he is a great decision maker with the basketball."

ROSTER BREAKDOWN

RETURNING STARTERS (2)

Bruce Ellington
Damien Leonard
**based on final game of 2011-12 season*

RETURNING LETTERWINNERS (9)

Bruce Ellington
Carlton Geathers
Lakeem Jackson
Damien Leonard
Shane Phillips
Brian Richardson
RJ Slawson
Eric Smith
Brenton Williams

GUARDS (8)

Austin Constable
Bruce Ellington
Damien Leonard
LaShay Page
Shane Phillips
Brian Richardson
Eric Smith
Brenton Williams

FORWARDS (7)

Michael Carrera
Laimonas Chatkevicius
Carlton Geathers
Lakeem Jackson
Mindaugas Kacinas
RJ Slawson
Brian Steele

BY HEIGHT

Laimonas Chatkevicius - 6'11"
Carlton Geathers - 6'10"
RJ Slawson - 6'8"
Mindaugas Kacinas - 6'7"
Lakeem Jackson - 6'5"
Michael Carrera - 6'5"
Brian Steele - 6'5"
Brian Richardson - 6'4"
Damien Leonard - 6'4"
LaShay Page - 6'2"
Austin Constable - 6'0"
Brenton Williams - 5'11"
Eric Smith - 5'11"
Shane Phillips - 5'10"
Bruce Ellington - 5'9"

PRONUNCIATION

Lie-MOAN-us Ha-KEV-A-chus
Min-DAWG-us Kye-chin-iss

2012-13 SOUTH CAROLINA ROSTER

ALPHABETICAL

No.	Name	Pos.	Ht.	Wt.	Cl.	Exp.	Hometown/High/Last School
24	Michael Carrera	F	6-5	212	FR	HS	Anzoátegui, Venezuela/Montrose Christian School
14	Laimonas Chatkevicius	F	6-11	255	FR	HS	Klaipeda, Lithuania/South Kent School
12	Austin Constable*	F	6-0	175	FR	HS	West Chester, Pa./Henderson
23	Bruce Ellington	G	5-9	197	JR	2VL	Moncks Corner, S.C./Berkeley
45	Carlton Geathers	F	6-10	255	RS SO	1VL	Georgetown, S.C./Carvers Bay
30	Lakeem Jackson	F	6-5	235	SR	3VL	Charlotte, N.C./Christ School
25	Mindaugas Kacinas	F	6-7	210	FR	HS	Klaipeda, Lithuania/Word of Life Fire Traditional School
32	Damien Leonard	G	6-4	190	SO	1VL	Greenville, S.C./J.L. Mann
0	LaShay Page	G	6-2	195	SR	2VL	Dillon, S.C./Dillon/Southern Mississippi
55	Shane Phillips*	G	5-10	170	SR	1L	Pittsburgh, Pa./Wheeling (W.Va.) Central
2	Brian Richardson	G	6-4	175	JR	2VL	Wilson, N.C./Greenfield School
33	RJ Slawson	F	6-8	220	JR	2VL	Charleston, S.C./Fort Dorchester
5	Eric Smith	G	5-11	205	JR	2VL	Mullins, S.C./Christ School
35	Brian Steele*	F	6-5	196	FR	HS	Greenville, S.C./Wade Hampton School
1	Brenton Williams	G	5-11	175	JR	1VL	Kissimmee, Fla./Osceola High School/Santa Fe College

NUMERICAL

No.	Name	Pos.	Ht.	Wt.	Cl.	Exp.	Hometown/High/Last School
0	LaShay Page	G	6-2	195	SR	2VL	Dillon, S.C./Dillon/Southern Mississippi
1	Brenton Williams	G	5-11	175	JR	1VL	Kissimmee, Fla./Osceola High School/Santa Fe College
2	Brian Richardson	G	6-4	175	JR	2VL	Wilson, N.C./Greenfield School
5	Eric Smith	G	5-11	205	JR	2VL	Mullins, S.C./Christ School
12	Austin Constable*	F	6-0	175	FR	HS	West Chester, Pa./Henderson
14	Laimonas Chatkevicius	F	6-11	255	FR	HS	Klaipeda, Lithuania/South Kent School
23	Bruce Ellington	G	5-9	197	JR	2VL	Moncks Corner, S.C./Berkeley
24	Michael Carrera	F	6-5	212	FR	HS	Anzoátegui, Venezuela/Montrose Christian School
25	Mindaugas Kacinas	F	6-7	210	FR	HS	Klaipeda, Lithuania/Word of Life Fire Traditional School
30	Lakeem Jackson	F	6-5	235	SR	3VL	Charlotte, N.C./Christ School
32	Damien Leonard	G	6-4	190	SO	1VL	Greenville, S.C./J.L. Mann
33	RJ Slawson	F	6-8	220	JR	2VL	Charleston, S.C./Fort Dorchester
35	Brian Steele*	F	6-5	196	FR	HS	Greenville, S.C./Wade Hampton School
45	Carlton Geathers	F	6-10	255	RS SO	1VL	Georgetown, S.C./Carvers Bay
55	Shane Phillips*	G	5-10	170	SR	1L	Pittsburgh, Pa./Wheeling (W.Va.) Central

Head Coach: Frank Martin (Florida International, '93)

Associate Head Coach: Brad Underwood (Kansas State, '86)

Assistant Coach/Recruiting Coordinator: Matt Figger (Eastern Kentucky, '95)

Assistant Coach: Lamont Evans (Kansas State, '09)

Director of Basketball Operations: Andy Assaley (Cincinnati, '96)

Strength & Conditioning Coach: Scott Greenawalt (Muskingum College, '98)

Athletic Trainer: Mark Rodger (Buffalo, '01)


Video Coordinator: Dylan Lockwood (Cazenovia, '05)

Graduate Student Manager/Student-Athlete Development: Doug Edwards (Florida State, '07)

Graduate Student Manager: Darren Kent (Kansas State, '09)

** indicates walk-on*

RADIO/TV SPOT CHART




#0

LASHAY PAGE
Sr. - G - 6-2 - 195
Dillon, S.C.
Southern Miss.



#1

BRENTON WILLIAMS
Jr. - G - 5-11 - 175
Kissimmee, Fla.
Santa Fe College




#2

BRIAN RICHARDSON
Jr. - G - 6-4 - 175
Wilson, N.C.
Greenfield School



#5

ERIC SMITH
Jr. - G - 5-11 - 205
Mullins, S.C.
Christ School



#12

AUSTIN CONSTABLE
Fr. - G - 6-0 - 175
West Chester, Pa.
Henderson



#14

LAIMONAS CHATKEVICIUS
Fr. - F - 6-11 - 255
Klaipeda, Lithuania
South Kent (Conn.)
School




#23

BRUCE ELLINGTON
Jr. - G - 5-9 - 197
Moncks Corner, S.C.
Berkeley



#24

MICHAEL CARRERA
Fr. - F - 6-5 - 212
Anzoátegui, Venezuela
Montrose Christian



#25

MINDAUGAS KACINAS
Fr. - F - 6-7 - 210
Klaipeda, Lithuania
Word of Life Fire
Traditional School



#30

LAKEEM JACKSON
Sr. - F - 6-5 - 235
Charlotte, N.C.
Christ School



#32

DAMIEN LEONARD
So. - G - 6-4 - 190
Greenville, S.C.
J.L. Mann




#33

RJ SLAWSON
Jr. - F - 6-8 - 220
Charleston, S.C.
Fort Dorchester



#35

BRIAN STEELE
Fr. - F - 6-5 - 196
Greenville, S.C.
Wade Hampton School



#45

CARLTON GEATHERS
R-So. - F - 6-10 - 255
Georgetown, S.C.
Carvers Bay



#55

SHANE PHILLIPS
Sr. - G - 5-10 - 170
Pittsburgh, Pa.
Wheeling Central (W.Va.)



FRANK MARTIN
Head Coach



BRAD UNDERWOOD
Associate Head Coach



MATT FIGGER
Assistant Coach/
Recruiting Coordinator



LAMONT EVANS
Assistant Coach



ANDY ASSALEY
Director of Basketball
Operations



SCOTT GREENAWALT
Strength & Conditioning
Coach



MARK RODGER
Athletic Trainer



DOUG EDWARDS
Grad. Student Manager/
Student-Athlete
Development



DARREN KENT
Grad. Student Manager



DYLAN LOCKWOOD
Video Coordinator



EMILY FEENEY
Media Relations

GAMECOCKS RECORD WHEN ...

At home	8-6
On the road	1-5
At neutral sites	3-0
In overtime	3-0
vs. Top 25 team	0-2
vs. Top 10 team	0-1
vs. Top 3 team	0-0
Leading at half	10-3
Trailing at half	2-7
Tied at half	0-1
Shooting 50% or better	6-0
Shooting between 39-49%	6-3
Shooting less than 39%	0-8
Opp. shooting 50% or better	2-5
Opp. shooting between 39-49%	6-4
Opp. shooting less than 39%	4-2
Shooting better than opp.	11-2
Shooting worse then/equal to opp.	1-9
Starters out-score opp. starters	6-3
Opp. starters score/equal more	6-8
Bench out-scores opp. bench	11-4
Opp. bench scores/equals more	1-7
Having more FTs than opp.	7-1
Having equal/less FTs than opp.	5-10
Have more TOs than opp.	7-5
Having equal/less TOs than opp.	5-6
Having more rebounds than opp.	10-5
Having equal/less rebounds than opp.	2-6
Making 6 or more 3FGs	8-5
Having 15 or more assists	6-2
Having less than 15 assists	6-10
Score more points in paint than opp.	8-2
Scoring equal/less points in paint than opp.	4-9
Scoring more points off TOs than opp.	8-4
Scoring equal/less points off TOs than opp.	4-7
Scoring more 2nd-chance points than opp.	10-6
Scoring equal/less 2nd-chance points than opp.	2-5
Scoring more fast break points than opp.	5-2
Scoring equal/less fast break points than opp.	7-9
Wearing White uniforms	5-5
Wearing Garnet uniforms	1-4
Wearing Black uniforms	2-0
Wearing Gray Uniforms	4-2
Playing on live TV	8-10
Playing in November	5-2
Playing in December	4-1
Playing in January	3-5
Playing in February	0-3
Playing in March	0-0
Playing a day-game	3-4
Playing a night-game	8-6
Playing on Sunday	2-2
Playing on a Monday	1-0
Playing on a Tuesday	0-2
Playing on a Wednesday	2-3
Playing on a Thursday	0-1
Playing on a Friday	3-0
Playing on a Saturday	4-3
Scoring margin is 5 points or less	1-3
Margin is between 6-10	4-3
Margin is between 11-20	6-2
Margin is more than 20	1-3
Scoring 59 points or less	0-7
Scoring 60-69 points	1-3
Scoring 70-79 points	5-1
Scoring 80-89 points	5-0
Scoring 90-99 points	1-0
Scoring 100+ points	0-0

MISCELLANEOUS

Current streak	L4
Home court streak	L2
Away streak	L3
Neutral court streak	W3

2012-13 SUPERLATIVES

(tied for team lead also included)

Scoring Leaders	'12-13	Career
LaShay Page	3	3*
Brenton Williams	6	7
Lakeem Jackson	3	5
Michael Carrera	7	7
Brian Richardson	3	5
Bruce Ellington	1	21

Rebounding Leaders	'12-13	Career
Michael Carrera	8	8
Lakeem Jackson	8	24
LaShay Page	1	1*
Mindaugas Kacinas	2	2
Laimonas Chatkevicius	2	2
Damien Leonard	3	3
Brian Richardson	1	1
Bruce Ellington	1	2

Assists Leaders	'12-13	Career
Eric Smith	13	19
Lakeem Jackson	6	29
Brian Richardson	3	4
Bruce Ellington	7	41
Brenton Williams	1	1
Damien Leonard	1	2

Blocks Leaders	'12-13	Career
Michael Carrera	6	6
RJ Slawson	5	10
Damien Leonard	1	1
Brenton Williams	2	2
Brian Richardson	3	3
Lakeem Jackson	7	10
Mindaugas Kacinas	6	6
LaShay Page	1	1*
Laimonas Chatkevicius	2	2
Bruce Ellington	1	2

Steals Leaders	'12-13	Career
Lakeem Jackson	8	25
Eric Smith	6	7
Brenton Williams	7	10
Brian Richardson	4	11
Mindaugas Kacinas	2	2
LaShay Page	1	1*
Michael Carrera	2	2
Damien Leonard	2	5
RJ Slawson	4	9
Bruce Ellington	7	21

Double-Figure Scoring	'12-13	Career
Michael Carrera	10	10
Lakeem Jackson	10	28
LaShay Page	5	5*
Brenton Williams	13	19
RJ Slawson	3	6
Eric Smith	3	5
Brian Richardson	10	20
Mindaugas Kacinas	5	5
Bruce Ellington	6	34
Damien Leonard	3	11

20+ points	'12-13	Career
LaShay Page	2	2*
Brenton Williams	1	1
Brian Richardson	2	2

30+ points	'12-13	Career
-	-	-

Double-Figure Rebounding	'12-13	Career
Michael Carrera	4	4
Mindaugas Kacinas	3	3
Lakeem Jackson	5	11

5+ assists	'12-13	Career
Eric Smith	7	8
Lakeem Jackson	2	8
Bruce Ellington	2	11

3+ steals	'12-13	Career
Eric Smith	1	1
Bruce Ellington	2	4
Michael Carrera	1	1

2+ blocks	'12-13	Career
Michael Carrera	3	3
Lakeem Jackson	5	9
Mindaugas Kacinas	4	4
Brian Richardson	1	1
RJ Slawson	1	4
Laimonas Chatkevicius	1	1

Double-Doubles	'12-13	Career
Michael Carrera	4	4
Lakeem Jackson	3	4
Mindaugas Kacinas	1	1

Clutch Free Throws (under 5 min/OT)		
Brenton Williams	17-20	.850
Michael Carrera	13-16	.813
Eric Smith	12-16	.750
Lakeem Jackson	2-13	.154
RJ Slawson	1-5	.200
Damien Leonard	6-8	.750
LaShay Page	14-15	.933
Bruce Ellington	9-13	.692
Laimonas Chatkevicius	1-4	.250
Brian Steele	2-2	1.000
Brian Richardson	8-10	.800
Mindaugas Kacinas	13-17	.765
Totals	98-139	.705

* indicates at South Carolina

Miscellaneous

Largest Halftime Lead		
SC	27, vs. Jacksonville, Dec. 7, 2012	
Opp	23, at Florida, Jan. 30, 2013	
Smallest Halftime Lead		
SC	1, vs. Auburn, Jan. 12, vs. UGA, Feb. 2, 2013	
Opp	1, Clemson, Dec. 2, 2012	
Fewest Points In First Half		
SC	10, at Florida, Jan. 30, 2013	
Opp	22, UALR, Nov. 25, 2012	
Most Points In First Half		
SC	57, vs. Jacksonville, Dec. 7, 2012	
Opp	45, Kentucky, Feb. 5, 2013	
Most Points In Second Half		
SC	44, vs. Rider, Nov. 19, 2012	
Opp	51, St. John's, Nov. 29, 2012	
Fewest Points In Second Half		
SC	26, at Fla., Jan. 30, vs. UGA, Feb. 2, 2013	
Opp	25, Missouri State, Nov. 24, 2012	
Most Points in Overtime		
SC	16, twice, last vs. Mizz. State, Nov. 24, 2012	
Opp	9, twice, last Missouri State, Nov. 24, 2012	
Largest Margin of Victory		
SC	21, vs. Arkansas, Jan. 26, 2013	
Opp	39, at Florida, Jan. 30, 2013	
Smallest Margin of Victory		
SC	5, vs. Appalachian State, Dec. 19, 2012	
Opp	2, at Mississippi State, Jan. 9, 2013	

2012-13 GAME BY GAME COMPARISON

	Date	Result	FG-A	Pct	3FG-A	Pct	FT-A	Pct	O-D-Total	PF	Pts	A	TO	Blk	Stl	Min	Half
Milwaukee & South Carolina	Nov. 11	W, 82-75 (OT)	26-67	.388	14-33	.424	9-19	.474	15-18-33	24	75	17	15	3	7	225	38
Morgan State			28-63	.444	0-11	.000	26-31	.839	17-28-45	16	82	11	17	7	5	225	23
South Carolina	Nov. 16	W, 87-71	28-53	.528	2-13	.154	13-20	.650	6-16-22	20	71	13	20	4	11	200	41
Rider & South Carolina	Nov. 19	W, 88-76	30-57	.526	6-16	.375	21-26	.808	13-22-35	20	87	10	20	2	5	200	45
Elon			27-53	.509	6-14	.429	16-21	.762	8-15-23	13	76	13	17	2	9	200	37
South Carolina	Nov. 21	L, 65-53	32-60	.533	13-27	.481	11-14	.786	11-22-33	20	88	22	18	2	5	200	44
vs. Missouri State ^			26-57	.456	8-15	.533	5-11	.455	9-21-30	19	65	13	14	6	12	200	31
South Carolina	Nov. 24	W, 74-67 (OT)	18-56	.321	6-19	.316	11-17	.647	18-25-43	16	53	10	22	5	7	200	23
vs. UALR ^			23-59	.390	5-19	.263	16-28	.571	12-17-29	24	67	7	13	0	10	225	33
South Carolina	Nov. 25	W, 74-62	22-39	.564	8-18	.444	22-28	.786	4-29-33	24	74	13	25	5	2	225	28
at St. John's %			23-57	.404	5-16	.313	11-23	.478	15-10-25	18	62	14	12	3	11	200	22
South Carolina	Nov. 29	L, 89-65	28-50	.560	6-16	.375	12-17	.706	15-25-40	20	74	14	21	5	9	200	39
Clemson			33-58	.569	7-14	.500	16-24	.667	11-20-31	18	89	19	7	9	8	200	38
South Carolina	Dec. 2	L, 64-55	24-65	.369	5-23	.217	12-21	.571	24-19-43	17	65	10	12	1	2	200	26
Jacksonville			17-39	.436	3-11	.273	27-37	.730	722-29	25	64	8	13	8	10	200	28
South Carolina	Dec. 7	W, 91-74	18-52	.346	4-15	.267	15-22	.682	17-19-36	28	55	10	19	4	3	200	27
Appalachian State			26-68	.382	3-20	.150	19-28	.679	13-18-31	22	74	11	7	8	7	200	30
South Carolina	Dec. 19	W, 74-69	31-56	.554	10-16	.525	19-29	.655	10-32-42	25	91	20	17	6	3	200	57
vs. Manhattan #			23-63	.365	4-14	.286	19-22	.864	17-23-40	24	69	12	17	4	6	200	35
South Carolina	Dec. 22	W, 63-57	28-61	.459	5-15	.333	13-19	.684	13-24-37	21	74	18	17	8	4	200	37
Presbyterian			18-45	.400	8-24	.333	13-24	.542	10-13-23	21	57	16	13	4	13	200	30
South Carolina	Dec. 29	W, 76-60	20-49	.408	6-20	.300	17-25	.680	19-23-42	19	63	10	19	1	6	200	36
SC State			23-49	.469	4-13	.308	10-13	.769	7-18-25	18	60	10	15	4	5	200	24
South Carolina	Jan. 5	W, 80-69	27-56	.482	7-16	.438	15-24	.625	15-19-34	14	76	15	9	4	5	200	40
at Mississippi State			26-61	.426	0-7	0.0	17-22	.773	15-26-41	21	69	13	15	4	3	200	29
South Carolina	Jan. 9	L, 56-54	32-71	.451	4-16	.250	12-21	.571	17-25-42	18	80	16	9	3	4	200	37
Auburn			19-49	.388	0-10	.000	18-25	.720	9-20-29	15	56	8	17	8	14	200	26
South Carolina	Jan. 12	L, 74-71	20-51	.392	8-21	.381	6-11	.545	13-25-38	20	54	10	24	5	7	200	26
at LSU			24-41	.585	8-18	.444	18-28	.643	9-15-24	23	74	14	17	3	9	200	38
South Carolina	Jan. 16	W, 82-73 (OT)	26-57	.456	8-20	.400	11-16	.688	17-14-31	24	71	20	15	3	4	200	39
Vanderbilt			26-64	.406	8-27	.296	13-16	.813	15-25-40	26	73	15	22	3	9	225	33
South Carolina	Jan. 19	L, 58-51	26-58	.448	2-14	.143	28-37	.757	11-25-36	16	82	9	15	2	6	225	35
at Missouri			16-37	.432	6-13	.462	20-33	.606	6-34-40	21	58	15	18	2	1	200	24
South Carolina	Jan. 22	L, 71-65	14-59	.237	4-21	.190	19-25	.760	12-21-33	24	51	7	7	2	9	200	19
Arkansas			19-57	.333	5-27	.185	28-36	.778	16-28-44	19	71	10	13	2	10	200	27
South Carolina	Jan. 26	W, 75-54	24-65	.369	6-20	.300	11-17	.647	16-27-43	24	65	9	13	2	6	200	35
at Florida			21-61	.344	2-16	.125	10-15	.667	12-14-26	19	54	13	9	5	10	200	26
South Carolina	Jan. 30	L, 75-36	30-52	.577	7-12	.583	8-17	.471	13-29-42	13	75	17	18	5	2	200	43
Georgia			28-53	.528	12-21	.571	7-16	.438	11-27-38	9	75	18	12	3	13	200	33
South Carolina	Feb. 2	L, 67-56	14-45	.311	2-14	.143	6-9	.667	6-18-24	15	36	8	17	0	7	200	10
at Kentucky			25-43	.581	6-13	.462	11-16	.688	6-24-30	15	67	14	13	6	4	200	29
South Carolina	Feb. 5	L, 77-55	19-53	.358	7-20	.350	11-13	.846	12-15-27	19	56	9	10	2	6	200	30
Tennessee			27-44	.614	5-8	.625	18-28	.643	7-35-42	20	77	13	17	9	3	200	45
South Carolina	Feb. 10	L, 66-61	17-59	.288	5-23	.217	16-24	.667	9-16-25	23	55	5	7	3	5	200	24
			18-41	.439	3-14	.214	27-37	.730	10-22-32	23	66	10	18	6	7	200	32
			20-51	.392	3-16	.188	18-25	.720	12-18-30	22	61	8	13	1	7	200	29

* indicates SEC contest | & -Hoops For Hope Classic (Columbia, S.C.) | ^ -Hoops For Hope Classic (Puerto Vallarta, Mexico) | %-SEC/BIG EAST Challenge | #-Brooklyn Hoops Holiday Invitational (Brooklyn, N.Y.)

2012-13 RESULTS: OVERALL, 12-11; HOME, 8-6; AWAY, 1-5; NEUTRAL, 3-0; SEC, 2-8

DATE	OPPONENT	W/L	SCORE	RECORD (SEC)	POINTS	REBOUNDS	ASSISTS	BLOCKS	STEALS	ATTENDANCE
Nov. 11	Milwaukee &	W	82-75 (OT)	1-0	Page (19)	Carrera (15)	Smith (4)	Carrera (3)	5 with 1	7335 (paid)
Nov. 16	Morgan State	W	87-71	2-0	Page (20)	Jackson (8)	Jackson (4)	Slawson/Lenard (1)	Page (2)	8019 (paid)
Nov. 19	Rider &	W	88-76	3-0	Williams (22)	Jackson (7)	Richardson (6)	Williams/Richardson (1)	Jackson (2)	7157 (paid)
Nov. 21	Elon	L	65-53	3-1	Jackson (14)	Jackson (10)	Richardson (4)	Jackson (2)	Jackson (2)	6754 (paid)
Nov. 24	vs. Missouri State ^	W	74-64 (OT)	4-1	Page (22)	Page (6)	Smith (6)	Kacinas (2)	Carrera/Leonard (1)	303
Nov. 25	vs. UALR ^	W	74-62	5-1	Williams (17)	Jackson (15)	Smith/Jackson (5)	Jackson/Kacinas (2)	Smith (3)	276
Nov. 29	at St. John's %	L	89-65	5-2	Carrera (11)	Carrera (11)	Smith/Richardson (2)	Page (1)	Slawson/Williams (1)	4,902
Dec. 2	Clemson	L	64-55	5-3	Williams (16)	Jackson/Carrera (6)	Smith (3)	4 with 1	3 with 1	10,684 (paid)
Dec. 7	Jacksonville	W	91-74	6-3	Carrera (17)	Carrera (9)	Smith (7)	Carrera/Kacinas (2)	3 with 1	6,980 (paid)
Dec. 19	Appalachian State	W	74-69	7-3	Jackson (16)	Kacinas (12)	Smith (9)	Kacinas (3)	4 with 1	8,118 (paid)
Dec. 22	vs. Manhattan #	W	63-57	8-3	Williams (17)	Jackson (11)	Smith/Jackson (3)	Williams (1)	Williams/Slawson (2)	-
Dec. 29	Presbyterian	W	76-60	9-3	Richardson (16)	Chatkevicius/Leonard (6)	Smith (5)	Slawson (3)	Williams (2)	7,344 (paid)
Jan. 5	SC State	W	80-69	10-3	Jackson (16)	Kacinas (10)	Smith (7)	3 with 1	Williams (2)	7,394 (paid)
Jan. 9	at Miss. State*	L	56-54	10-4 (0-1)	Richardson (20)	Richardson (8)	Smith (5)	Jackson (4)	3 with 2	4,054
Jan. 12	Auburn*	L	74-71	10-5 (0-2)	Ellington (18)	Leonard (9)	Ellington/Carrera (5)	Carrera (2)	Ellington (2)	9,117 (paid)
Jan. 16	at LSU*	W	82-73 (OT)	11-5 (1-2)	Carrera (23)	Jackson (11)	Jackson (4)	Chatkevicius/Ellington (1)	Ellington (3)	6,654
Jan. 19	Vanderbilt*	L	58-51	11-6 (1-3)	Williams (16)	Jackson (10)	Ellington/Williams (2)	Carrera/Richardson (1)	Ellington (3)	11,175 (paid)
Jan. 22	at No. 22 Missouri†	L	71-65	11-7 (1-4)	Williams (16)	Ellington (9)	Ellington/Jackson (3)	Chatkevicius (2)	Jackson/Williams (2)	11,830
Jan. 26	vs. Arkansas	W	75-54	12-7 (2-4)	Richardson (20)	Chatkevicius (7)	Ellington (4)	Jackson (2)	Jackson/Ellington (1)	10,926 (paid)
Jan. 30	at No. 4 Florida	L	75-36	12-8 (2-5)	Carrera (13)	Carrera (9)	Ellington (3)	-	Jackson/Leonard (2)	10,533
Feb. 2	vs. Georgia	L	67-56	12-9 (2-6)	Carrera (16)	Carrera (7)	Jackson/Smith/Ellington (2)	Carrera/Slawson (1)	Carrera (3)	11,327 (paid)
Feb. 5	at Kentucky	L	77-55	12-10 (2-7)	Carrera (18)	Carrera/Leonard (6)	Smith/Leonard (2)	Jackson (2)	Kacinas (2)	22,559
Feb. 10	vs. Tennessee	L	66-61	12-11 (2-8)	Carrera (18)	Carrera (11)	Ellington (5)	Slawson (1)	Richardson/Slawson (2)	10,101 (paid)

* indicates SEC contest | &-Hoops For Hope Classic (Columbia, S.C.) | ^-Hoops For Hope Classic (Puerto Vallarta, Mexico) | %-SEC/BIG EAST Challenge | #-Brooklyn Hoops Holiday Invitational (Brooklyn, N.Y.)

2012-13 STARTING LINEUP WIN-LOSS

Guard	Guard	Forward	Forward	Forward	2012-13	Games
Page	Smith	Slawson	Jackson	Carrera	2-2	4
Page	Smith	Williams	Jackson	Slawson	2-1	3
Page	Smith	Kacinas	Jackson	Slawson	2-0	2
Williams	Smith	Slawson	Jackson	Carrera	1-0	1
Williams	Smith	Kacinas	Jackson	Carrera	1-0	1
Williams	Smith	Richardson	Jackson	Kacinas	1-0	1
Leonard	Smith	Richardson	Jackson	Kacinas	1-0	1
Ellington	Smith	Richardson	Jackson	Kacinas	0-2	2
Ellington	Smith	Richardson	Jackson	Chatkevicius	1-0	1
Ellington	Smith	Carrera	Jackson	Chatkevicius	1-4	5
Ellington	Williams	Richardson	Jackson	Carrera	0-1	1
Ellington	Richardson	Richardson	Jackson	Carrera	0-1	1



#2 - BRIAN RICHARDSON

JUNIOR | GUARD | 6'4" | 175 | 2 LETTERS
WILSON, N.C./GREENFIELD SCHOOL

RICHARDSON'S CAREER HIGHS

- POINTS**
20, twice, last vs. Arkansas (Jan. 26, 2013)
- FIELD GOALS**
7, vs. Miss. State (Jan. 9, 2013)
- FIELD GOAL ATTEMPTS**
19, vs. Miss. State (Jan. 9, 2013)
- 3-POINT FIELD GOALS**
5, twice, last vs. Miss. State (Jan. 9, 2013)
- 3-POINT FIELD GOAL ATTEMPTS**
11, vs. Miss. State (Jan. 9, 2013)
- FREE THROWS**
7, vs. Delaware State (12/1/10)
- FREE THROW ATTEMPTS**
8, vs. Delaware State (12/1/10)
- REBOUNDS**
8, vs. Elon (Nov. 21, 2012)
- ASSISTS**
6, vs. Rider (Nov. 19, 2012)
- BLOCKS**
2, vs. Appalachian State (Dec. 19, 2012)
- STEALS**
2, 3x, last vs. Tennessee (Feb. 10, 2013)
- MINUTES PLAYED**
38, vs. Missouri State (Nov. 24, 2012)

RICHARDSON'S SEASON HIGHS

- POINTS**
20, twice, last vs. Arkansas (Jan. 26, 2013)
- FIELD GOALS**
8, vs. Arkansas (Jan. 26, 2013)
- FIELD GOAL ATTEMPTS**
19, vs. Miss. State (Jan. 9, 2013)
- 3-POINT FIELD GOALS**
5, vs. Miss. State (Jan. 9, 2013)
- 3-POINT FIELD GOAL ATTEMPTS**
11, vs. Miss. State (Jan. 9, 2013)
- FREE THROWS**
4, vs. Manhattan (Dec. 22, 2012)
- FREE THROW ATTEMPTS**
5, twice, last vs. Tennessee (Feb. 10, 2013)
- REBOUNDS**
8, twice, last vs. Miss. State (Jan. 9, 2013)
- ASSISTS**
6, vs. Rider (Nov. 19, 2012)
- BLOCKS**
2, vs. Appalachian State (Dec. 19, 2012)
- STEALS**
2, 3x, last vs. Tennessee (Feb. 10, 2013)
- MINUTES PLAYED**
38, vs. Missouri State (Nov. 24, 2012)

2012-13

Opponent	Date	GS	Min	FG-FGA	Pct	3FG-FGA	Pct	FT-FTA	Pct	Off	Def	Tot	Avg	PF	FO	A	TO	Blk	Stl	Pts	Avg
MILWAUKEE	11/11/12	20	3-3	1.000	0-0	.000	0-0	.000	0	0	0	0	0.0	0	0	3	1	1	6	6.0	
MORGAN STATE	11/16/12	20	4-6	.778	2-3	.667	0-0	.000	1	2	3	1.5	4.0	0	1	1	0	0	10	8.0	
RIDER	11/19/12	27	2-5	.643	1-3	.500	3-3	1.000	3	1	4	2.3	0	0	6	2	1	0	8	8.0	
ELON	11/21/12	30	2-12	.423	1-6	.333	2-2	1.000	2	6	8	3.8	0	4	1	1	1	7	7.8		
vs. Missouri State	11/24/12	38	5-7	.485	4-6	.444	0-0	1.000	0	4	4	3.8	2	0	0	1	1	0	14	9.0	
vs. UALR	11/25/12	19	0-3	.444	0-1	.421	0-0	1.000	0	0	0	3.2	4	0	1	1	0	0	0	7.5	
at St. John's	11/29/12	14	2-7	.419	2-5	.417	3-3	1.000	0	2	2	3.0	2	0	2	1	0	0	8	7.6	
CLEMSON	12/2/12	4	0-3	.391	0-1	.400	1-2	.889	0	0	0	2.6	0	0	1	0	1	1	6.8		
JACKSONVILLE	12/7/12	12	5-6	.442	4-4	.483	2-2	.909	0	1	1	2.4	1	0	0	0	0	0	16	7.8	
APPALACHIAN ST	12/19/12	11	1-4	.429	0-3	.438	0-0	.909	0	2	2	2.4	2	0	4	1	1	1	11	7.2	
vs. Manhattan	12/22/12	23	3-13	.391	2-7	.410	4-5	.875	2	1	3	2.5	3	0	0	1	1	0	12	7.6	
PRESBYTERIAN	12/29/12	*	34	5-8	.416	3-5	.432	3-4	.850	1	4	5	2.7	0	0	2	1	0	0	16	8.3
SC STATE	1/5/13	*	27	6-14	.418	1-5	.408	2-4	.792	1	3	4	2.8	0	3	1	1	1	1	15	8.8
at Miss State	1/9/13	*	35	7-19	.409	5-11	.417	1-2	.769	4	4	8	3.1	2	0	1	1	1	2	20	9.6
AUBURN	1/12/13	*	14	0-4	.395	0-2	.403	0-0	.769	0	1	1	3.0	3	0	1	1	0	1	0	9.0
at LSU	1/16/13	*	2	0-0	.386	0-0	.403	0-0	.769	0	0	0	2.8	0	0	0	0	0	0	0	8.4
VANDERBILT	1/19/13	20	3-8	.393	1-4	.394	0-1	.741	3	0	3	2.8	2	0	1	1	1	1	2	7	8.4
at Missouri	1/22/13	3	0-0	.393	0-0	.394	0-0	.741	0	0	0	2.7	0	0	0	1	0	0	0	7.9	
ARKANSAS	1/28/13	24	8-13	.415	3-5	.408	1-1	.750	1	5	6	2.8	1	0	2	1	0	0	20	8.5	
at Florida	1/30/13	3	0-1	.412	0-0	.408	0-0	.750	0	0	0	2.7	1	0	0	1	0	0	0	8.1	
GEORGIA	2/2/13	26	5-10	.418	2-6	.403	0-0	.750	0	1	1	2.6	2	0	0	0	0	0	12	8.3	
at Kentucky	2/5/13	*	18	2-7	.412	2-6	.398	0-0	.750	0	0	2.5	1	0	0	0	0	1	6	8.2	
TENNESSEE	2/10/13	*	25	6-15	.411	2-7	.389	3-5	.727	1	4	5	2.6	3	0	0	2	2	17	8.6	
LSU	2/14/13																				
at Alabama	2/16/13																				
OLE MISS	2/20/13																				
at Georgia	2/23/13																				
MISSOURI	2/28/13																				
at Texas A&M	3/2/13																				
MISS STATE	3/6/13																				
at Vanderbilt	3/9/13																				

SEASON NOTES

Scored six points on a perfect 3-of-3 shooting from the field in the season opener vs. Milwaukee (Nov. 11) ... High scorer off the bench with 10 points on 4-of-6 shooting from the field vs. Morgan State (Nov. 16) ... Dished a career high six assists and scored eight points in 27 minutes off the bench vs. Rider (Nov. 19) ... Posted another team best with four assists vs. Elon (Nov. 21), while collecting a career high eight rebounds ... Scored a season high 14 points vs. Missouri State (Nov. 24), hitting four 3s in the contest, playing a career high 38 minutes in the contest ... Dished one assist vs. UALR (Nov. 25) ... Scored eight points and collected two rebounds vs. St. John's (Nov. 29) ... Posted one steal vs. Clemson (Dec. 2) ... Posted 16 points, including a perfect 4-of-4 effort from 3-point range vs. Jacksonville (Dec. 7) in just 12 minutes played ... Posted a career high two blocks vs. Appalachian State (Dec. 19) ... Posted third-straight double-figure scoring game with 12 points in win vs. Manhattan (Dec. 22) ... Posted a team high 16 points vs. Presbyterian in his first start of the season (Dec. 29) ... Collected fifth-straight double-figure scoring game with 15 points, while adding three assists vs. SC State (Jan. 5) ... Had a career night in SEC opener at Miss. State (Jan. 9), posting a career high 20 points on seven made shots, including five 3s ... Was in foul trouble early vs. Auburn (Jan. 12), only saw 14 minutes of action, mainly in the second half ... Matched career high with two steals vs. Vandy (Jan. 19), while adding seven points ... Matched career high with second 20-point effort of the season, hitting 8-of-13 attempts, while also collecting six rebounds and two assists in just 24 minutes in victory vs. Arkansas (Jan. 26) ... Tallied 12 points off the bench with five made baskets, including two 3s vs. Georgia (Feb. 2) ... Posted six points at Kentucky (Feb. 5) ... Scored 17 points in 25 minutes, while pulling down five rebounds and collecting two steals vs. UT (Feb. 10) ...

CAREER STATISTICS

Season	GP-GS	Min	Avg	FG	FGA	Pct	3FG	3FGA	Pct	FT	FTA	Pct	Off	Def	Tot	Avg	PF	FO	Ast	TO	Blk	Stl	Pts	Avg
2010-11	30-24	582	19.4	53	158	.335	41	122	.336	30	44	.682	5	43	48	1.6	57	1	16	29	6	20	177	5.9
2011-12	25-2	307	12.3	29	97	.299	14	60	.233	7	11	.636	8	17	25	1.0	30	0	10	15	1	6	79	3.2
2012-13	23-7	448	19.5	69	168	.411	35	90	.389	24	33	.727	19	41	60	2.6	42	0	26	25	9	13	197	8.6
Totals	78-33	1337	17.1	151	423	.357	90	272	.331	61	88	.693	32	101	133	1.7	129	1	52	69	16	39	453	5.8

CAREER SEC STATISTICS

Season	GP-GS	Min	Avg	FG	FGA	Pct	3FG	3FGA	Pct	FT	FTA	Pct	Off	Def	Tot	Avg	PF	FO	Ast	TO	Blk	Stl	Pts	Avg
2011	16-11	258	16.1	19	68	.276	16	50	.320	10	18	.556	4	18	22	1.4	31	1	3	15	3	11	64	4.0
2012	10-2	92	9.2	8	27	.296	5	17	.294	5	8	.625	2	3	5	0.5	12	0	1	3	0	1	26	2.6
2013	10-5	170	17.0	31	77	.403	15	41	.366	5	9	.556	9	15	24	2.4	15	0	5	8	2	8	82	8.2
Totals	36-18	520	14.4	58	172	.337	36	108	.333	20	35	.571	15	36	51	1.4	58	1	9	26	5	20	172	4.8



#33 - RJ SLAWSON

JUNIOR | FORWARD | 6'8" | 220 | 2 LETTERS
CHARLESTON, S.C./FORT DORCHESTER

SLAWSON'S CAREER HIGHS

- POINTS**
13, vs. North Carolina (Nov. 25, 2011)
- FIELD GOALS**
6, vs. North Carolina (Nov. 25, 2011)
- FIELD GOAL ATTEMPTS**
10, vs. North Carolina (Nov. 25, 2011)
- 3-POINT FIELD GOALS**
2, 4 times, last vs. SC State (Jan. 3, 2012)
- 3-POINT FIELD GOAL ATTEMPTS**
4, vs. SC State (Jan. 3, 2012)
- FREE THROWS**
4, 3 times, last vs. Providence (Dec. 1, 2011)
- FREE THROW ATTEMPTS**
6, twice, last vs. Manhattan (Dec. 22, 2012)
- REBOUNDS**
14, vs. North Carolina (Nov. 25, 2011)
- ASSISTS**
3, twice, last vs. Rider (Nov. 19, 2012)
- BLOCKS**
4, vs. North Carolina (Nov. 25, 2011)
- STEALS**
3, vs. SC State (Jan. 3, 2012)
- MINUTES PLAYED**
31, vs. North Carolina (Nov. 25, 2011)

SLAWSON'S SEASON HIGHS

- POINTS**
12, vs. Missouri (Jan. 22, 2013)
- FIELD GOALS**
5, vs. Missouri (Jan. 22, 2013)
- FIELD GOAL ATTEMPTS**
7, twice, last vs. Missouri (Jan. 22, 2013)
- 3-POINT FIELD GOALS**
1, 3x, vs. Kentucky (Feb. 5, 2013)
- 3-POINT FIELD GOAL ATTEMPTS**
2, twice, last vs. Kentucky (Feb. 5, 2013)
- FREE THROWS**
4, vs. LSU (Jan. 16, 2013)
- FREE THROW ATTEMPTS**
6, vs. Manhattan (Dec. 22, 2012)
- REBOUNDS**
8, vs. Elon (Nov. 21, 2012)
- ASSISTS**
3, vs. Rider (Nov. 19, 2012)
- BLOCKS**
3, vs. Presbyterian (Dec. 29, 2012)
- STEALS**
2, 4x, vs. Tennessee (Feb. 10, 2013)
- MINUTES PLAYED**
28, vs. Missouri (Jan. 22, 2013)

2012-13

Opponent	Date	GS	Min	FG-FA	Pct	3FG-3FA	Pct	FT-FTA	Pct	Off	Def	Tot	Avg	PF	FO	A	TO	Blk	Stl	Pts	Avg	
MILWAUKEE	11/11/12	*	14	0-1	.000	0-0	.000	0-0	.000	0	2	2	2.0	1	0	0	0	0	0	0	0	0
MORGAN STATE	11/16/12	*	26	4-7	.500	0-0	.000	2-2	1.000	6	1	7	4.5	5	1	2	3	1	1	10	5.0	
RIDER	11/19/12	*	19	0-3	.364	0-1	.000	2-2	1.000	2	1	3	4.0	4	0	3	2	0	0	2	4.0	
ELON	11/21/12	*	24	2-4	.400	0-0	.000	3-4	.875	4	4	8	5.0	4	0	1	2	1	1	7	4.8	
vs. Missouri State	11/24/12	*	15	0-4	.316	0-2	.000	0-0	.875	0	4	4	4.8	4	0	0	1	1	0	0	3.8	
vs. UALR	11/25/12	*	17	2-4	.348	0-1	.000	0-0	.875	2	2	4	4.7	5	1	1	2	1	2	4	3.8	
at St. John's	11/29/12	*	21	2-2	.400	0-0	.000	2-4	.750	3	1	4	4.6	2	0	0	1	0	1	6	4.1	
CLEMSON	12/2/12	*	13	1-2	.407	0-0	.000	0-1	.692	1	2	3	4.4	4	0	1	0	1	0	2	3.9	
JACKSONVILLE	12/7/12	*	10	1-4	.387	0-0	.000	2-4	.647	2	0	2	4.1	4	0	1	1	1	0	4	3.9	
APPALACHIAN ST	12/19/12	*	13	3-6	.405	1-1	.200	2-2	.684	2	1	3	4.0	4	0	0	2	0	1	9	4.4	
vs. Manhattan	12/22/12	*	18	2-4	.415	0-0	.200	3-6	.640	2	2	4	4.0	1	0	0	1	0	2	7	4.6	
PRESBYTERIAN	12/29/12	*	16	1-4	.400	0-0	.200	3-4	.655	3	2	5	4.1	3	0	1	0	3	1	5	4.7	
SC STATE	1/5/13	*	13	4-5	.440	0-0	.200	1-1	.667	0	1	1	3.8	4	0	0	0	0	0	9	5.0	
at Miss State	1/9/13	*	8	0-0	.440	0-0	.200	3-4	.676	1	3	4	3.9	2	0	0	1	0	0	3	4.9	
AUBURN	1/12/13	*	9	2-5	.436	0-1	.167	0-0	.676	2	3	5	2.5	4	0	1	1	0	0	4	4.8	
at LSU	1/16/13	*	21	3-4	.458	1-1	.286	4-5	.692	3	2	5	4.0	4	0	0	1	0	0	11	5.2	
VANDERBILT	1/19/13	*	16	0-3	.435	0-1	.250	0-0	.692	0	2	2	3.9	3	0	1	2	0	2	0	4.9	
at Missouri	1/22/13	*	28	5-7	.464	0-0	.250	2-2	.707	4	2	6	4.0	5	1	0	0	0	1	12	5.3	
ARKANSAS	1/26/13	*	13	1-2	.465	0-0	.250	1-2	.698	2	1	3	3.9	4	0	2	1	1	0	3	5.2	
at Florida	1/30/13	*	21	0-2	.452	0-1	.222	0-0	.698	1	2	3	3.9	3	0	0	2	0	0	4	4.9	
GEORGIA	2/2/13	*	17	0-2	.440	0-1	.200	2-2	.711	2	1	4	4.0	2	0	1	1	1	0	2	4.8	
at Kentucky	2/5/13	*	13	1-4	.430	1-2	.250	0-0	.711	0	1	1	3.9	3	0	0	0	1	0	3	4.7	
TENNESSEE	2/10/13	*	18	2-2	.444	0-0	.250	0-0	.711	1	0	1	3.7	4	0	0	1	1	2	4	4.7	
LSU	2/14/13	*																				
at Alabama	2/16/13	*																				
OLE MISS	2/20/13	*																				
at Georgia	2/23/13	*																				
MISSOURI	2/28/13	*																				
at Texas A&M	3/2/13	*																				
MISS STATE	3/6/13	*																				
at Vanderbilt	3/9/13	*																				

SEASON NOTES

Earned the start in season opener vs. Milwaukee (Nov. 11), pulled down just two rebounds in 14 minutes ... Posted 10 points and seven rebounds, including six on the offensive glass, vs. Morgan State (Nov. 16) ... Matched career high with three assists vs. Rider (Nov. 19) ... Collected a season high eight rebounds vs. Elon (Nov. 21) ... Collected four rebounds vs. Missouri State (Nov. 24) ... Scored four points, collected four rebounds and earned two steals vs. UALR (Nov. 25) ... Posted six points and four rebounds vs. St. John's (Nov. 29) ... Collected three rebounds vs. Clemson (Dec. 2) ... Scored four points and posted one block vs. Jacksonville (Dec. 7) ... Was in foul trouble early vs. the Dolphins, collecting three fouls in first eight minutes of the contest ... Posted nine points in victory vs. Appalachian State (Dec. 19) ... Scored seven points and pulled down four rebounds with two steals vs. Manhattan (Dec. 22) ... Blocked a season high three shots vs. Presbyterian (Dec. 29) ... Scored nine points off the bench vs. SC State (Jan. 5) ... Collected four rebounds and scored three points, all from the foul line, in SEC opener at Miss. State (Jan. 9) ... Posted four points and collected five rebounds in nine minutes off the bench vs. Auburn (Jan. 12) ... Solid in win at LSU (Jan. 16), posting a season high 11 points off the bench, including a 4-of-5 effort from the free throw line ... Matched season high with two steals vs. Vandy (Jan. 19) ... Tallied a season high 12 points in a season high 28 minutes at Missouri (Jan. 22) ... Posted two assists and three rebounds in win vs. Arkansas (Jan. 26) ... Collected three rebounds vs. Florida (Jan. 30) ... Pulled down six rebounds vs. Georgia (Feb. 2) ... Tallied three points at Kentucky (Feb. 5) ... Four points and one rebounds vs. UT (Feb. 10) ...

CAREER STATISTICS

Season	GP-GS	Min	Avg	FG	FGA	Pct	3FG	3FGA	Pct	FT	FTA	Pct	Off	Def	Tot	Avg	PF	FO	Ast	TO	Blk	Stl	Pts	Avg
2010-11	28-0	252	9.0	24	58	.414	6	19	.316	9	11	.818	22	37	59	2.1	40	1	4	14	5	7	63	2.3
2011-12	31-5	553	17.8	52	119	.437	11	41	.268	23	37	.622	50	73	123	4.0	81	1	18	31	20	23	138	4.5
2012-13	23-10	383	16.7	36	81	.444	3	12	.250	32	45	.711	43	43	86	3.7	79	3	15	25	13	14	107	4.7
Totals	82-15	1188	14.5	112	258	.434	20	72	.278	64	93	.688	115	153	268	3.3	200	5	37	70	38	44	308	3.8

CAREER SEC STATISTICS

Season	GP-GS	Min	Avg	FG	FGA	Pct	3FG	3FGA	Pct	FT	FTA	Pct	Off	Def	Tot	Avg	PF	FO	Ast	TO	Blk	Stl	Pts	Avg
2011	15-0	153	10.2	11	32	.344	4	11	.364	4	4	1.000	11	20	31	2.1	27	1	0	4	2	4	30	2.0
2012	16-5	256	16.0	19	46	.413	3	17	.176	9	14	.643	23	27	50	3.1	40	0	7	16	5	10	50	3.1
2013	10-0	164	16.4	14	31	.452	2	7	.286	12	15	.800	16	20	36	3.6	34	1	5	10	4	5	42	4.2
Totals	41-5	573	14.0	44	109	.404	9	35	.257	25	33	.758	50	67	117	2.9	101	2	12	30	11	19	122	3.0



#5 - ERIC SMITH

JUNIOR | GUARD | 5'11" | 205 | 2 LETTERS
MULLINS, S.C./CHRIST SCHOOL

SMITH'S CAREER HIGHS

POINTS
18, vs. Tenn. State (Nov. 20, 2011)

FIELD GOALS
6, twice, last vs. Providence (Dec. 1, 2011)

FIELD GOAL ATTEMPTS
13, vs. Providence (Dec. 1, 2011)

3-POINT FIELD GOALS
5, vs. Tenn. State (Nov. 20, 2011)

3-POINT FIELD GOAL ATTEMPTS
8, vs. Providence (Dec. 1, 2011)

FREE THROWS
6, vs. Morgan State (Nov. 16, 2012)

FREE THROW ATTEMPTS
9, vs. Morgan State (Nov. 16, 2012)

REBOUNDS
4, vs. SC State (Jan. 5, 2013)

ASSISTS
9, vs. Appalachian State (Dec. 19, 2012)

BLOCKS
1, vs. Milwaukee (Nov. 12, 2012)

STEALS
3, vs. UALR (Nov. 25, 2012)

MINUTES PLAYED
38, vs. Milwaukee (Nov. 11, 2012)

SMITH'S SEASON HIGHS

POINTS
17, vs. Morgan State (Nov. 16, 2012)

FIELD GOALS
5, vs. Morgan State (Nov. 16, 2012)

FIELD GOAL ATTEMPTS
9, twice, last vs. Missouri (Jan. 22, 2013)

3-POINT FIELD GOALS
2, vs. Auburn (Jan. 12, 2013)

3-POINT FIELD GOAL ATTEMPTS
5, vs. Missouri (Jan. 22, 2013)

FREE THROWS
6, vs. Morgan State (Nov. 16, 2012)

FREE THROW ATTEMPTS
9, vs. Morgan State (Nov. 16, 2012)

REBOUNDS
4, vs. SC State (Jan. 5, 2013)

ASSISTS
9, vs. Appalachian State (Dec. 19, 2012)

BLOCKS
1, vs. Milwaukee (Nov. 11, 2012)

STEALS
3, vs. UALR (Nov. 25, 2012)

MINUTES PLAYED
38, vs. Milwaukee (Nov. 11, 2012)

2012-13

Opponent	Date	GS	Min	FG-FGA	Pct	3FG-3FGA	Pct	FT-FTA	Pct	Off	Def	Tot	Avg	PF	FO	A	TO	Blk	Stl	Pts	Avg
MILWAUKEE	11/11/12	*	38	2-9	.222	0-1	.000	2-2	1.000	0	1	1	1.0	1	0	4	4	1	1	6	6.0
MORGAN STATE	11/16/12	*	25	5-9	.389	1-3	.250	6-9	.727	0	2	2	1.5	1	0	3	0	0	17	11.5	
RIDER	11/19/12	*	23	2-6	.375	0-3	.143	2-4	.667	1	1	2	1.7	4	0	3	1	0	1	6	9.7
ELON	11/21/12	*	20	1-5	.345	1-1	.250	0-0	.667	0	1	1	1.5	2	0	1	2	0	1	3	8.0
vs. Missouri State	11/24/12	*	33	0-2	.323	0-1	.222	2-2	.706	0	2	2	1.6	1	0	6	6	0	0	2	6.8
vs. UALR	11/25/12	*	30	4-7	.368	1-2	.273	3-4	.714	0	3	3	1.8	1	0	5	3	0	3	12	7.7
at St. John's	11/29/12	*	24	1-7	.333	1-4	.267	0-0	.714	2	0	2	1.9	4	0	2	2	0	0	3	7.0
CLEMSON	12/2/12	*	24	1-5	.320	0-1	.250	0-1	.682	1	2	3	2.0	2	0	3	2	0	1	2	6.4
JACKSONVILLE	12/7/12	*	24	3-7	.333	1-2	.278	0-0	.682	0	3	3	2.1	3	0	7	1	0	1	7	6.4
APPALACHIAN ST	12/19/12	*	23	2-3	.350	0-1	.263	1-2	.667	0	2	2	2.1	1	0	9	2	0	1	5	6.3
vs. Manhattan	12/22/12	*	28	1-5	.338	0-3	.227	1-1	.680	0	2	2	2.1	1	0	3	7	0	0	3	6.0
PRESBYTERIAN	12/29/12	*	28	1-5	.329	1-2	.250	0-0	.680	0	0	0	1.9	0	0	5	1	0	1	3	5.8
SC STATE	1/5/13	*	35	2-6	.329	0-1	.240	1-2	.667	2	2	4	2.1	0	0	7	3	0	0	5	5.7
at Miss State	1/9/13	*	35	4-7	.349	0-1	.231	0-1	.643	1	2	3	2.1	1	0	5	2	0	0	8	5.9
AUBURN	1/12/13	*	31	3-6	.360	2-4	.267	2-4	.625	0	0	0	2.0	1	0	2	3	0	0	10	6.1
at LSU	1/16/13	*	36	1-5	.351	0-1	.258	3-4	.639	0	0	0	1.9	0	0	1	2	0	1	5	6.1
VANDERBILT	1/19/13	*	28	1-5	.343	0-2	.242	3-3	.667	0	1	1	1.8	1	0	0	0	0	0	5	6.0
at Missouri	1/22/13	*	20	3-9	.343	1-5	.237	0-0	.667	0	1	1	1.8	2	0	1	1	0	0	7	6.1
ARKANSAS	1/28/13	*	27	3-6	.351	1-2	.250	0-0	.667	0	0	0	1.7	1	0	3	1	0	0	7	6.1
at Florida	1/30/13	*	35	2-8	.344	1-3	.256	0-0	.667	0	0	0	1.6	0	0	0	3	0	1	5	6.1
GEORGIA	2/2/13	*	23	1-4	.341	1-3	.261	0-0	.667	0	2	2	1.6	1	0	2	0	0	1	3	5.9
at Kentucky	2/5/13		17	1-5	.336	0-2	.250	0-0	.667	0	0	0	1.5	2	0	2	1	0	0	2	5.7
TENNESSEE	2/10/13		21	3-5	.346	1-2	.260	2-2	.683	0	0	0	1.5	3	0	1	0	0	0	9	5.9
LSU	2/14/13																				
at Alabama	2/16/13																				
OLE MISS	2/20/13																				
at Georgia	2/23/13																				
MISSOURI	2/28/13																				
at Texas A&M	3/2/13																				
MISS STATE	3/6/13																				
at Vanderbilt	3/9/13																				

SEASON NOTES

Solid in season opener vs. Milwaukee (Nov. 11), posting six points and four assists ... Was just one point shy of matching career high with 17 vs. Morgan State (Nov. 16) ... Set career highs with six made free throws and nine attempts vs. the Bears ... Was in foul trouble, but posted three assists and six points vs. Rider (Nov. 19) ... Posted an assist and steal, with three points vs. Elon (Nov. 21) ... Dished a season high six assists vs. Missouri State (Nov. 24) ... Scored 12 points and dished five assists vs. UALR (Nov. 25) ... Also career high three steals vs. UALR ... Scored three points and posted two assists vs. St. John's (Nov. 29) ... Was in foul trouble early vs. the Red Storm ... Matched career high with three rebounds vs. Clemson (Dec. 2); also three assists vs. Tigers ... Dished seven assists, against just one turnover, vs. Jacksonville (Dec. 7) ... Set a career high with nine assists vs. Appalachian State (Dec. 19); committed just two turnovers in the contest ... Dished three assists, but committed seven turnovers in win vs. Manhattan (Dec. 22) ... Collected five assists in win vs. Presbyterian (Dec. 29), committing just one turnover ... Posted seven assists and just three turnovers vs. SC State (Jan. 5) ... Dished five assists and scored eight points in SEC opener at Miss. State (Jan. 9) ... Posted 10 points, including two clutch back-to-back 3s in the second half, vs. Auburn (Jan. 12); also posted two assists ... Posted five points, one assist and one steal in win at LSU (Jan. 16) ... Scored five points, including a 3-of-3 effort from the free throw line vs. Vandy (Jan. 19) ... Posted seven points at Missouri (Jan. 22) ... Hit 3-of-6 attempts from the floor for seven points, while dishing three assists with just one turnover in win vs. Arkansas (Jan. 26) ... Tallied five points vs. Florida (Jan. 30) ... Scored three points and posted two assists vs. Georgia (Feb. 2) ... Scored nine points vs. Tennessee (Feb. 10) ...

CAREER STATISTICS

Season	GP-GS	Min	Avg	FG	FGA	Pct	3FG	3FGA	Pct	FT	FTA	Pct	Off	Def	Tot	Avg	PF	FO	Ast	TO	Blk	Stl	Pts	Avg
2010-11	28-0	371	13.3	20	66	.303	8	35	.229	20	32	.625	6	16	22	0.8	29	0	42	25	0	6	68	2.4
2011-12	28-13	399	14.3	42	102	.412	20	50	.400	11	18	.611	3	23	26	0.9	27	1	33	36	0	11	115	4.1
2012-13	23-21	628	27.3	47	136	.346	13	50	.260	28	41	.683	7	27	34	1.5	33	0	72	50	1	13	135	5.9
Totals	79-34	1398	17.7	109	304	.359	41	135	.304	59	91	.648	16	66	82	1.0	89	1	147	111	1	30	318	4.0

CAREER SEC STATISTICS

Season	GP-GS	Min	Avg	FG	FGA	Pct	3FG	3FGA	Pct	FT	FTA	Pct	Off	Def	Tot	Avg	PF	FO	Ast	TO	Blk	Stl	Pts	Avg
2011	16-0	260	16.3	15	49	.306	6	24	.250	13	17	.765	6	7	13	0.8	18	0	23	15	0	4	49	3.1
2012	13-2	103	7.9	6	26	.231	2	9	.222	6	6	1.000	0	9	9	0.7	4	0	8	8	0	3	20	1.5
2013	10-8	273	27.3	22	60	.367	7	25	.280	10	14	.714	1	6	7	0.7	12	0	17	13	0	3	61	6.1
Totals	39-10	636	16.3	43	135	.319	15	58	.259	29	37	.784	7	22	29	0.7	34	0	48	36	0	10	130	3.3



#1 - BRENTON WILLIAMS

JUNIOR | GUARD | 5'11" | 175 | 1 LETTER
KISSIMMEE, FLA./OSCEOLA/SANTA FE COLLEGE

WILLIAMS' CAREER HIGHS

- POINTS**
22, vs. Rider (Nov. 19, 2012)
- FIELD GOALS**
7, vs. Rider (Nov. 19, 2012)
- FIELD GOAL ATTEMPTS**
13, vs. Morgan State (Nov. 16, 2012)
- 3-POINT FIELD GOALS**
5, vs. Rider (Nov. 19, 2012)
- 3-POINT FIELD GOAL ATTEMPTS**
8, twice, last vs. Manhattan (Dec. 22, 2012)
- FREE THROWS**
8, twice, last vs. Milwaukee (Nov. 11, 2012)
- FREE THROW ATTEMPTS**
8, twice, last vs. Milwaukee (Nov. 11, 2012)
- REBOUNDS**
5, vs. Missouri (Jan. 22, 2013)
- ASSISTS**
4, vs. Rider (Nov. 19, 2012)
- BLOCKS**
1, 5 times, last vs. App State (Dec. 19, 2012)
- STEALS**
5, vs. Western Carolina (Nov. 11, 2011)
- MINUTES PLAYED**
38, vs. Rider (Nov. 19, 2012)

WILLIAMS' SEASON HIGHS

- POINTS**
22, vs. Rider (Nov. 19, 2012)
- FIELD GOALS**
7, twice, last vs. UALR (Nov. 25, 2012)
- FIELD GOAL ATTEMPTS**
13, twice, last vs. LSU (Jan. 16, 2013)
- 3-POINT FIELD GOALS**
5, vs. Rider (Nov. 19, 2012)
- 3-POINT FIELD GOAL ATTEMPTS**
8, twice, last vs. Manhattan (Dec. 22, 2012)
- FREE THROWS**
9, vs. LSU (Jan. 16, 2013)
- FREE THROW ATTEMPTS**
10, vs. LSU (Jan. 16, 2013)
- REBOUNDS**
5, vs. Missouri (Jan. 22, 2013)
- ASSISTS**
4, twice, last vs. App State (Dec. 19, 2012)
- BLOCKS**
1, 3 times, last vs. App State (Dec. 19, 2012)
- STEALS**
2, 5 times, last vs. Missouri (Jan. 22, 2013)
- MINUTES PLAYED**
38, vs. Rider (Nov. 19, 2012)

2012-13

Opponent	Date	GS	Min	FG-FGA	Pct	3FG-FGA	Pct	FT-FTA	Pct	Off	Def	Tot	Avg	PF	FO	A	TO	Blk	Stl	Pts	Avg
MILWAUKEE	11/11/12	13	3-6	.500	0-2	.000	8-8	1.000	0	1	1	1.0	3	0	0	4	0	1	14	14.0	
MORGAN STATE	11/16/12	* 27	5-13	.421	1-4	.167	3-3	1.000	0	3	3	2.0	0	0	2	3	0	0	14	14.0	
RIDER	11/19/12	* 38	7-12	.484	5-8	.429	3-3	1.000	0	4	4	2.7	3	0	4	0	1	0	22	16.7	
ELON	11/21/12	* 24	2-6	.459	1-3	.412	4-6	.900	1	2	3	2.8	2	0	0	4	1	1	9	14.8	
vs. Missouri State	11/24/12	13	1-2	.462	0-0	.000	3-4	.875	0	2	2	2.6	4	0	3	2	0	0	5	12.8	
vs. UALR	11/25/12	23	7-7	.543	1-1	.444	2-2	.885	1	0	1	2.3	0	0	0	3	0	2	17	13.5	
at St. John's	11/29/12	12	4-7	.547	2-4	.455	0-0	.885	0	2	2	2.3	0	0	1	0	0	1	10	13.0	
CLEMSON	12/2/12	33	5-11	.531	2-7	.414	4-4	.900	2	1	3	2.4	2	0	0	2	0	0	16	13.4	
JACKSONVILLE	12/7/12	* 20	4-5	.551	4-5	.471	0-0	.900	0	0	0	2.1	1	0	0	0	0	0	12	13.2	
APPALACHIAN ST	12/19/12	28	3-4	.562	2-2	.500	3-5	.857	0	1	1	2.0	2	0	0	4	1	1	11	13.0	
vs. Manhattan	12/22/12	* 35	5-11	.548	3-8	.477	4-5	.850	0	1	1	1.9	2	0	2	0	1	2	17	13.4	
PRESBYTERIAN	12/29/12	* 26	3-6	.544	1-2	.478	2-4	.818	0	1	1	1.8	1	0	1	1	0	2	9	13.0	
SC STATE	1/5/13	25	4-8	.541	1-3	.469	5-7	.804	0	1	1	1.8	1	0	1	0	0	2	14	13.1	
at Miss State	1/9/13	6	1-4	.529	0-1	.460	0-0	.804	0	1	1	1.7	0	0	0	1	0	1	2	12.3	
AUBURN	1/12/13	6	0-3	.514	0-1	.451	0-0	.804	0	0	0	1.6	0	0	0	1	0	0	0	11.5	
at LSU	1/16/13	36	3-13	.483	1-7	.414	9-10	.820	0	1	1	1.6	3	0	2	4	0	1	16	11.8	
VANDERBILT	1/19/13	25	3-10	.469	3-7	.415	7-8	.826	0	2	2	1.6	3	0	2	1	0	1	16	12.0	
at Missouri	1/22/13	27	5-11	.468	4-6	.437	2-2	.831	0	5	5	1.8	2	0	1	0	0	2	16	12.2	
ARKANSAS	1/28/13	15	0-4	.455	0-1	.431	0-0	.831	1	2	3	1.8	1	0	1	1	0	0	0	11.6	
at Florida	1/30/13	5	0-2	.448	0-1	.425	0-0	.831	0	0	0	1.8	0	0	1	0	0	0	0	11.0	
GEORGIA	2/2/13	21	1-4	.443	0-2	.413	0-0	.831	0	3	3	1.8	3	0	1	1	0	0	2	10.6	
at Kentucky	2/5/13	* 18	1-5	.435	0-3	.397	2-2	.836	0	0	0	1.7	0	0	1	0	0	0	4	10.3	
TENNESSEE	2/10/13	-	-	-	-	-	-	-	-	-	-	-	-	-	-	-	-	-	-	-	-
LSU	2/14/13	-	-	-	-	-	-	-	-	-	-	-	-	-	-	-	-	-	-	-	-
at Alabama	2/16/13	-	-	-	-	-	-	-	-	-	-	-	-	-	-	-	-	-	-	-	-
OLE MISS	2/20/13	-	-	-	-	-	-	-	-	-	-	-	-	-	-	-	-	-	-	-	-
at Georgia	2/23/13	-	-	-	-	-	-	-	-	-	-	-	-	-	-	-	-	-	-	-	-
MISSOURI	2/28/13	-	-	-	-	-	-	-	-	-	-	-	-	-	-	-	-	-	-	-	-
at Texas A&M	3/2/13	-	-	-	-	-	-	-	-	-	-	-	-	-	-	-	-	-	-	-	-
MISS STATE	3/6/13	-	-	-	-	-	-	-	-	-	-	-	-	-	-	-	-	-	-	-	-
at Vanderbilt	3/9/13	-	-	-	-	-	-	-	-	-	-	-	-	-	-	-	-	-	-	-	-

SEASON NOTES

Instrumental in season opener win vs. Milwaukee (Nov. 11), scored 14 points, including 12 during overtime to secure the win; was a perfect 8-of-8 from the free throw line in overtime ... Earned first-career start vs. Morgan State (Nov. 16), posting 14 points and matching career best with two assists ... Career night vs. Rider (Nov. 19), posting all-time highs in points (22), made 3-point baskets (5), 3-point attempts (8) and minutes played (38) ... Scored nine points, all in the second half, vs. Elon (Nov. 21) ... Scored five points vs. Missouri State (Nov. 24) ... Posted 17 points on 7-of-7 shooting from the field vs. UALR (Nov. 25) ... Suffered a neck injury in contest vs. St. John's (Nov. 29) ... Was transported to a local hospital in Queens, N.Y.; was released shortly after and returned to Columbia with the team ... Team high 16 points and three rebounds vs. Clemson (Dec. 2) ... Scored 12 points, hitting four 3s vs. Jacksonville (Dec. 7) ... Scored 11 points and dished four assists in 28 minutes off the bench vs. Appalachian State (Dec. 19) ... Played 35 minutes in win vs. Manhattan (Dec. 22), scoring a team best 17 points, while collecting two steals ... Collected two steals and posted nine points in win vs. Presbyterian (Dec. 29) ... Contributed 14 points off the bench, while collecting a team high two steals in win vs. SC State (Jan. 5) ... Saw action at Miss. State (Jan. 9), scoring two points and collecting one steal ... Saw action vs. Auburn (Jan. 19) ... Fantastic off the bench at LSU (Jan. 16), hitting 9-of-10 from the free throw line, contributing 16 points and two assists ... Only Gamecock in double figures vs. Vandy (Jan. 19) with a team high 16 points off the bench; was 7-of-8 from the free throw line vs. the Commodores ... Posted double-figure points, hitting 16 for the third-straight game, at Missouri (Jan. 22) ... Collected one assist vs. Arkansas (Jan. 26) ... Collected three rebounds vs. Georgia (Feb. 2) ... Earned first-career SEC start at Kentucky (Feb. 5), scoring four points ...

CAREER STATISTICS

Season	GP-GS	Min	Avg	FG	FGA	Pct	3FG	3FGA	Pct	FT	FTA	Pct	Off	Def	Tot	Avg	PF	FO	Ast	TO	Blk	Stl	Pts	Avg
2011-12	23-0	323	14.0	46	117	.393	26	66	.394	23	28	.821	4	15	19	0.8	27	1	13	19	2	15	141	6.1
2012-13	22-7	476	21.6	67	154	.435	31	78	.397	61	73	.836	5	33	38	1.7	33	0	27	29	4	17	226	10.3
Totals	45-7	799	17.8	113	271	.417	57	144	.396	84	101	.832	9	48	57	1.3	60	1	40	48	6	32	367	8.2

CAREER SEC STATISTICS

Season	GP-GS	Min	Avg	FG	FGA	Pct	3FG	3FGA	Pct	FT	FTA	Pct	Off	Def	Tot	Avg	PF	FO	Ast	TO	Blk	Stl	Pts	Avg
2012	15-0	230	15.3	32	83	.386	20	50	.400	11	14	.786	4	12	16	1.1	20	1	7	10	2	7	95	6.3
2013	9-1	159	17.7	14	56	.250	8	29	.276	20	22	.909	1	14	15	1.7	12	0	9	9	0	5	56	6.2
Totals	24-1	389	16.2	46	139	.331	28	79	.354	31	36	.861	5	26	31	1.3	32	1	16	19	2	12	151	6.3



#45 - CARLTON GEATHERS

R-SO. | FORWARD | 6'10" | 255 | 1 LETTER
 GEORGETOWN, S.C./CARVERS BAY

GEATHERS' CAREER HIGHS

POINTS
 4, 3 times, last vs. SC State (Jan. 3, 2012)

FIELD GOALS
 2, twice, last vs. SC State (Jan. 3, 2012)

FIELD GOAL ATTEMPTS
 4, vs. Western Carolina (Nov. 11, 2011)

3-POINT FIELD GOALS
 -

3-POINT FIELD GOAL ATTEMPTS
 -

FREE THROWS
 2, 3 times, last at Tennessee (Feb. 8, 2012)

FREE THROW ATTEMPTS
 2, 6 times, last at Georgia (March 3, 2012)

REBOUNDS
 6, vs. Western Carolina (Nov. 11, 2011)

ASSISTS
 1, vs. SC State (Jan. 3, 2012)

BLOCKS
 3, 3 times, last at Georgia (March 3, 2012)

STEALS
 2, vs. Vanderbilt (Jan. 10, 2012)

MINUTES PLAYED
 21, vs. Tennessee (Feb. 25, 2012)

GEATHERS' SEASON HIGHS

POINTS
 -

FIELD GOALS
 -

FIELD GOAL ATTEMPTS
 -

3-POINT FIELD GOALS
 -

3-POINT FIELD GOAL ATTEMPTS
 -

FREE THROWS
 -

FREE THROW ATTEMPTS
 -

REBOUNDS
 -

ASSISTS
 -

BLOCKS
 -

STEALS
 -

MINUTES PLAYED
 -

2012-13

Opponent	Date	GS	Min	FG-FGA	Pct	3FG-FGA	Pct	FT-FTA	Pct	Off	Def	Tot	Avg	PF	FO	A	TO	Blk	Stl	Pts	Avg	
MILWAUKEE	11/11/12	-	-	-	-	-	-	DNP - injured	-	-	-	-	-	-	-	-	-	-	-	-	-	-
MORGAN STATE	11/16/12	-	-	-	-	-	-	DNP - injured	-	-	-	-	-	-	-	-	-	-	-	-	-	-
RIDER	11/19/12	-	-	-	-	-	-	DNP - injured	-	-	-	-	-	-	-	-	-	-	-	-	-	-
ELON	11/21/12	-	-	-	-	-	-	DNP - injured	-	-	-	-	-	-	-	-	-	-	-	-	-	-
vs. Missouri State	11/24/12	-	-	-	-	-	-	DNP - injured	-	-	-	-	-	-	-	-	-	-	-	-	-	-
vs. UALR	11/25/12	-	-	-	-	-	-	DNP - injured	-	-	-	-	-	-	-	-	-	-	-	-	-	-
at St. John's	11/29/12	-	-	-	-	-	-	DNP - injured	-	-	-	-	-	-	-	-	-	-	-	-	-	-
CLEMSON	12/2/12	-	-	-	-	-	-	DNP - injured	-	-	-	-	-	-	-	-	-	-	-	-	-	-
JACKSONVILLE	12/7/12	-	-	-	-	-	-	DNP - injured	-	-	-	-	-	-	-	-	-	-	-	-	-	-
APPALACHIAN ST	12/19/12	-	-	-	-	-	-	DNP - injured	-	-	-	-	-	-	-	-	-	-	-	-	-	-
vs. Manhattan	12/22/12	-	-	-	-	-	-	DNP - injured	-	-	-	-	-	-	-	-	-	-	-	-	-	-
PRESBYTERIAN	12/29/12	-	-	-	-	-	-	DNP - injured	-	-	-	-	-	-	-	-	-	-	-	-	-	-
SC STATE	1/5/13	-	-	-	-	-	-	DNP - injured	-	-	-	-	-	-	-	-	-	-	-	-	-	-
at Miss State	1/9/13	-	-	-	-	-	-	DNP - injured	-	-	-	-	-	-	-	-	-	-	-	-	-	-
AUBURN	1/12/13	-	-	-	-	-	-	DNP - injured	-	-	-	-	-	-	-	-	-	-	-	-	-	-
at LSU	1/16/13	-	-	-	-	-	-	DNP - injured	-	-	-	-	-	-	-	-	-	-	-	-	-	-
VANDERBILT	1/19/13	-	-	-	-	-	-	DNP - injured	-	-	-	-	-	-	-	-	-	-	-	-	-	-
at Missouri	1/22/13	-	-	-	-	-	-	DNP - injured	-	-	-	-	-	-	-	-	-	-	-	-	-	-
ARKANSAS	1/26/13	-	-	-	-	-	-	DNP - injured	-	-	-	-	-	-	-	-	-	-	-	-	-	-
at Florida	1/30/13	-	-	-	-	-	-	DNP - injured	-	-	-	-	-	-	-	-	-	-	-	-	-	-
GEORGIA	2/2/13	-	-	-	-	-	-	DNP - injured	-	-	-	-	-	-	-	-	-	-	-	-	-	-
at Kentucky	2/5/13	-	-	-	-	-	-	DNP - injured	-	-	-	-	-	-	-	-	-	-	-	-	-	-
TENNESSEE	2/10/13	-	-	-	-	-	-	DNP - injured	-	-	-	-	-	-	-	-	-	-	-	-	-	-
LSU	2/14/13	-	-	-	-	-	-	-	-	-	-	-	-	-	-	-	-	-	-	-	-	-
at Alabama	2/16/13	-	-	-	-	-	-	-	-	-	-	-	-	-	-	-	-	-	-	-	-	-
OLE MISS	2/20/13	-	-	-	-	-	-	-	-	-	-	-	-	-	-	-	-	-	-	-	-	-
at Georgia	2/23/13	-	-	-	-	-	-	-	-	-	-	-	-	-	-	-	-	-	-	-	-	-
MISSOURI	2/28/13	-	-	-	-	-	-	-	-	-	-	-	-	-	-	-	-	-	-	-	-	-
at Texas A&M	3/2/13	-	-	-	-	-	-	-	-	-	-	-	-	-	-	-	-	-	-	-	-	-
MISS STATE	3/6/13	-	-	-	-	-	-	-	-	-	-	-	-	-	-	-	-	-	-	-	-	-
at Vanderbilt	3/9/13	-	-	-	-	-	-	-	-	-	-	-	-	-	-	-	-	-	-	-	-	-

SEASON NOTES

Out indefinitely after fracturing knee cap during the summer.

CAREER STATISTICS

Season	GP-GS	Min	Avg	FG	FGA	Pct	3FG	3FGA	Pct	FT	FTA	Pct	Off	Def	Tot	Avg	PF	FO	Ast	TO	Blk	Stl	Pts	Avg
2011-12	28-1	219	7.8	10	23	.435	0	0	.000	8	12	.667	15	28	43	1.5	24	0	1	7	17	6	28	1.0
2012-13																								

Totals

CAREER SEC STATISTICS

Season	GP-GS	Min	Avg	FG	FGA	Pct	3FG	3FGA	Pct	FT	FTA	Pct	Off	Def	Tot	Avg	PF	FO	Ast	TO	Blk	Stl	Pts	Avg
2012	13-1	98	7.5	2	7	.286	0	0	.000	5	8	.625	6	7	13	1.0	8	0	0	3	7	5	9	0.7
2013																								

Totals



#32 - DAMIEN LEONARD

SOPHOMORE | GUARD | 6'4" | 190 | 1 LETTER
GREENVILLE, S.C./J.L. MANN

LEONARD'S CAREER HIGHS

POINTS
19, vs. Kentucky (Feb. 4, 2012)

FIELD GOALS
7, vs. Kentucky (Feb. 4, 2012)

FIELD GOAL ATTEMPTS
17, vs. Elon (Nov. 15, 2011)

3-POINT FIELD GOALS
5, twice, last vs. vs. Auburn (Jan. 12, 2013)

3-POINT FIELD GOAL ATTEMPTS
11, twice, last vs. N. Carolina (Nov. 25, 2011)

FREE THROWS
3, vs. Presbyterian (Dec. 29, 2012)

FREE THROW ATTEMPTS
5, vs. Presbyterian (Dec. 29, 2012)

REBOUNDS
9, vs. Auburn (Jan. 12, 2013)

ASSISTS
3, at Ole Miss (Jan. 28, 2012)

BLOCKS
1, 4 times, last vs. Rider (Nov. 19, 2012)

STEALS
2, 3x, vs. Florida (Jan. 30, 2013)

MINUTES PLAYED
38, vs. Tennessee (Feb. 10, 2013)

LEONARD'S SEASON HIGHS

POINTS
17, vs. Auburn (Jan. 12, 2013)

FIELD GOALS
6, vs. Auburn (Jan. 12, 2013)

FIELD GOAL ATTEMPTS
14, vs. SC State (Jan. 5, 2013)

3-POINT FIELD GOALS
5, vs. Auburn (Jan. 12, 2013)

3-POINT FIELD GOAL ATTEMPTS
8, vs. Auburn (Jan. 12, 2013)

FREE THROWS
3, vs. Presbyterian (Dec. 29, 2012)

FREE THROW ATTEMPTS
5, vs. Presbyterian (Dec. 29, 2012)

REBOUNDS
9, vs. Auburn (Jan. 12, 2013)

ASSISTS
2, 4x, last vs. Kentucky (Feb. 5, 2013)

BLOCKS
1, vs. Morgan State (Nov. 16, 2012)

STEALS
2, vs. Florida (Jan. 30, 2013)

MINUTES PLAYED
38, vs. Tennessee (Feb. 10, 2013)

2012-13

Opponent	Date	GS	Min	FG-FGA	Pct	3FG-FGA	Pct	FT-FTA	Pct	Off	Def	Tot	Avg	PF	FO	A	TO	Blk	Stl	Pts	Avg	
MILWAUKEE	11/11/12	5	0-1	.000	0-1	.000	0-0	.000	1	0	1	1.0	1	0	0	0	0	0	0	0	0	0.0
MORGAN STATE	11/16/12	17	3-3	.750	0-0	.000	0-0	.000	0	2	2	1.5	1	0	0	2	1	0	0	6	3.0	
RIDER	11/19/12	7	2-6	.500	2-5	.333	0-0	.000	0	0	0	1.0	1	0	2	4	0	1	6	4.0		
ELON	11/21/12	19	2-6	.438	2-5	.364	0-0	.000	1	1	2	1.3	0	0	0	1	0	0	6	4.5		
vs. Missouri State	11/24/12	5	0-0	.438	0-0	.364	0-0	.000	0	0	0	1.0	1	0	0	1	0	0	3.6			
vs. UALR	11/25/12	7	0-1	.412	0-1	.333	0-0	.000	0	1	1	1.0	2	0	0	2	0	0	3.0			
at St. John's	11/29/12	4	0-1	.389	0-1	.308	0-0	.000	0	0	0	0.9	0	0	0	0	0	0	2.6			
CLEMSON	12/2/12	-	-	-	-	-	-	DNP - coach's decision	-	-	-	-	-	-	-	-	-	-	-	-		
JACKSONVILLE	12/7/12	13	0-3	.333	0-2	.267	2-2	1.000	0	1	1	0.9	1	0	0	1	0	0	2	2.5		
APPALACHIAN ST	12/19/12	-	-	-	-	-	-	DNP - coach's decision	-	-	-	-	-	-	-	-	-	-	-	-		
vs. Manhattan	12/22/12	13	0-2	.304	0-1	.250	0-0	1.000	0	1	1	0.9	3	0	1	1	0	1	0	2.2		
PRESBYTERIAN	12/29/12	25	5-8	.387	2-4	.300	3-5	.714	1	5	6	1.4	0	0	2	1	0	0	15	3.5		
SC STATE	1/5/13	29	3-14	.333	2-6	.308	2-2	.778	2	6	8	2.0	2	0	1	2	0	1	10	4.1		
at Miss State	1/9/13	12	0-2	.319	0-1	.296	0-0	.778	0	2	2	2.0	0	0	0	1	0	0	3.8			
AUBURN	1/12/13	33	6-9	.375	5-8	.371	0-1	.700	6	3	9	2.5	2	0	2	1	0	0	1	4.8		
at LSU	1/16/13	2	0-1	.368	0-0	.371	0-0	.700	0	0	0	2.4	0	0	0	0	0	0	4.4			
VANDERBILT	1/19/13	6	0-2	.356	0-1	.361	0-0	.700	0	0	0	2.2	0	0	0	0	0	0	4.1			
at Missouri	1/22/13	20	1-11	.314	0-5	.317	0-1	.636	2	3	5	2.4	2	0	0	3	0	2	4.0			
ARKANSAS	1/28/13	1	0-0	.314	0-0	.317	0-0	.636	0	0	0	2.2	0	0	0	0	0	0	3.8			
at Florida	1/30/13	23	1-6	.303	0-4	.289	2-2	.692	0	2	2	2.2	1	0	0	0	2	4	3.8			
GEORGIA	2/2/13	5	0-2	.295	0-1	.283	0-0	.692	0	0	0	2.1	1	0	0	0	0	0	3.6			
at Kentucky	2/5/13	29	2-5	.301	0-2	.271	2-2	.733	5	1	6	2.3	1	0	2	1	0	1	6	3.7		
TENNESSEE	2/10/13	38	1-6	.292	0-4	.250	2-2	.765	0	2	2	2.3	4	0	1	1	0	1	4	3.7		
LSU	2/14/13																					
at Alabama	2/16/13																					
OLE MISS	2/20/13																					
at Georgia	2/23/13																					
MISSOURI	2/28/13																					
at Texas A&M	3/2/13																					
MISS STATE	3/6/13																					
at Vanderbilt	3/9/13																					

SEASON NOTES

Saw action in the season opener vs. Milwaukee (Nov. 11), but continues to recover from surgery on a broken nose ... Scored six points on a perfect 3-of-3 shooting from the floor vs. Morgan State (Nov. 16) ... Posted six points and two assists vs. Rider (Nov. 19) ... Scored six points on two made 3s vs. Elon (Nov. 21) ... Saw action vs. Missouri State (Nov. 24) and UALR (Nov. 25) ... Saw action off the bench vs. St. John's (Nov. 29) ... Scored two points vs. Jacksonville (Dec. 7) ... Saw action vs. Manhattan (Dec. 22), dishing one assist and collecting one steal ... Scored 15 points for first double-digit scoring game of the season, while collecting six rebounds in win vs. Presbyterian (Dec. 29) ... Collected a career high eight rebounds, while adding 10 points in first start of the season vs. SC State (Jan. 5) ... Saw action at Miss. State (Jan. 9) ... Near career numbers vs. Auburn (Jan. 12) with 17 points on six made shots, including matching a career high of five made 3s; a near double-double with a team-best nine rebounds ... Hit just 1-of-11 attempts at Missouri (Jan. 22) ... Matched career high with two steals at Florida (Jan. 30) ... Dished two assists and scored six points at Kentucky (Feb. 5) ... Played a career high 38 minutes vs. Tennessee (Feb. 10) ...

CAREER STATISTICS

Season	GP-GS	Min	Avg	FG	FGA	Pct	3FG	3FGA	Pct	FT	FTA	Pct	Off	Def	Tot	Avg	PF	FO	Ast	TO	Blk	Stl	Pts	Avg
2011-12	31-20	652	21.0	71	230	.309	54	171	.316	15	25	.600	11	31	42	1.4	45	0	14	36	2	14	211	6.8
2012-13	21-2	313	14.9	26	89	.292	13	52	.250	13	17	.765	18	30	48	2.3	23	0	11	22	1	8	78	3.7
Total	52-22	965	18.6	97	319	.304	67	223	.300	28	42	.667	29	61	90	1.7	68	0	25	58	3	22	289	5.6

CAREER SEC STATISTICS

Season	GP-GS	Min	Avg	FG	FGA	Pct	3FG	3FGA	Pct	FT	FTA	Pct	Off	Def	Tot	Avg	PF	FO	Ast	TO	Blk	Stl	Pts	Avg
2012	16-12	346	21.6	36	117	.308	25	85	.294	4	7	.571	5	15	20	1.3	22	0	7	14	1	7	101	6.3
2013	10-1	169	16.9	11	44	.250	5	26	.192	6	8	.750	13	13	26	2.6	11	0	5	7	0	4	33	3.3
Totals	26-13	.515	19.8	47	161	.292	30	111	.270	10	15	.667	18	28	46	1.8	33	0	12	21	1	11	134	5.2



#55 - SHANE PHILLIPS

SENIOR | GUARD | 5'10" | 170 | 1 LETTER
PITTSBURGH, PA./WHEELING CENTRAL (W.VA.)

PHILLIPS' CAREER HIGHS

POINTS
 1, vs. SC State (Jan. 3, 2012)
FIELD GOAL ATTEMPTS
 3, vs. SC State (Jan. 3, 2012)
3-POINT FIELD GOAL ATTEMPTS
 2, vs. SC State (Jan. 3, 2012)
FREE THROWS
 1, vs. SC State (Jan. 3, 2012)
FREE THROW ATTEMPTS
 2, vs. SC State (Jan. 3, 2012)
MINUTES PLAYED
 5, vs. Jacksonville (Dec. 7, 2012)

PHILLIPS' SEASON HIGHS

POINTS
 -
FIELD GOALS
 -
FIELD GOAL ATTEMPTS
 1, twice, last vs. Jacksonville (Dec. 7, 2012)
3-POINT FIELD GOALS
 -
3-POINT FIELD GOAL ATTEMPTS
 1, twice, last vs. Jacksonville (Dec. 7, 2012)
FREE THROWS
 -
FREE THROW ATTEMPTS
 -
REBOUNDS
 -
ASSISTS
 1, vs. St. John's (Nov. 29, 2012)
BLOCKS
 -
STEALS
 -
MINUTES PLAYED
 5, vs. St. John's (Nov. 29, 2012)

2012-13

Opponent	Date	GS	Min	FG-FGA	Pct	3FG-FGA	Pct	FT-FTA	Pct	Off	Def	Tot	Avg	PF	FO	A	TO	Blk	Stl	Pts	Avg	
MILWAUKEE	11/11/12	-	-	-	-	-	-	-	-	-	-	-	-	-	-	-	-	-	-	-	-	-
MORGAN STATE	11/16/12	1	0-0	.000	0-0	.000	0-0	.000	0	0	0	0.0	0	0	0	0	0	0	0	0	0.0	
RIDER	11/19/12	-	-	-	-	-	-	-	-	-	-	-	-	-	-	-	-	-	-	-	-	-
ELON	11/21/12	-	-	-	-	-	-	-	-	-	-	-	-	-	-	-	-	-	-	-	-	-
vs. Missouri State	11/24/12	1	0-0	.000	0-0	.000	0-0	.000	0	0	0	0.0	0	0	0	0	0	0	0	0	0.0	
vs. UALR	11/25/12	1	0-0	.000	0-0	.000	0-0	.000	0	0	0	0.0	0	0	0	0	0	0	0	0	0.0	
at St. John's	11/29/12	5	0-1	.000	0-1	.000	0-0	.000	0	0	0	0.0	0	0	0	1	0	0	0	0	0.0	
CLEMSON	12/2/12	-	-	-	-	-	-	-	-	-	-	-	-	-	-	-	-	-	-	-	-	-
JACKSONVILLE	12/7/12	2	0-1	.000	0-1	.000	0-0	.000	0	0	0	0.0	0	0	0	0	0	0	0	0	0.0	
APPALACHIAN ST	12/19/12	-	-	-	-	-	-	-	-	-	-	-	-	-	-	-	-	-	-	-	-	-
vs. Manhattan	12/22/12	-	-	-	-	-	-	-	-	-	-	-	-	-	-	-	-	-	-	-	-	-
PRESBYTERIAN	12/29/12	2	0-0	.000	0-0	.000	0-0	.000	0	0	0	0.0	0	0	0	0	0	0	0	0	0.0	
SC STATE	1/5/13	-	-	-	-	-	-	-	-	-	-	-	-	-	-	-	-	-	-	-	-	-
at Miss State	1/9/13	-	-	-	-	-	-	-	-	-	-	-	-	-	-	-	-	-	-	-	-	-
AUBURN	1/12/13	-	-	-	-	-	-	-	-	-	-	-	-	-	-	-	-	-	-	-	-	-
at LSU	1/16/13	-	-	-	-	-	-	-	-	-	-	-	-	-	-	-	-	-	-	-	-	-
VANDERBILT	1/19/13	-	-	-	-	-	-	-	-	-	-	-	-	-	-	-	-	-	-	-	-	-
at Missouri	1/22/13	-	-	-	-	-	-	-	-	-	-	-	-	-	-	-	-	-	-	-	-	-
ARKANSAS	1/29/13	-	-	-	-	-	-	-	-	-	-	-	-	-	-	-	-	-	-	-	-	-
at Florida	1/30/13	1	0-0	.000	0-0	.000	0-0	.000	0	0	0	0.0	0	0	0	0	0	0	0	0	0.0	
GEORGIA	2/2/13	-	-	-	-	-	-	-	-	-	-	-	-	-	-	-	-	-	-	-	-	-
at Kentucky	2/5/13	2	0-0	.000	0-0	.000	0-0	.000	0	0	0	0.0	0	0	0	0	0	0	0	0	0.0	
TENNESSEE	2/10/13	-	-	-	-	-	-	-	-	-	-	-	-	-	-	-	-	-	-	-	-	-
LSU	2/14/13	-	-	-	-	-	-	-	-	-	-	-	-	-	-	-	-	-	-	-	-	-
at Alabama	2/16/13	-	-	-	-	-	-	-	-	-	-	-	-	-	-	-	-	-	-	-	-	-
OLE MISS	2/20/13	-	-	-	-	-	-	-	-	-	-	-	-	-	-	-	-	-	-	-	-	-
at Georgia	2/23/13	-	-	-	-	-	-	-	-	-	-	-	-	-	-	-	-	-	-	-	-	-
MISSOURI	2/28/13	-	-	-	-	-	-	-	-	-	-	-	-	-	-	-	-	-	-	-	-	-
at Texas A&M	3/2/13	-	-	-	-	-	-	-	-	-	-	-	-	-	-	-	-	-	-	-	-	-
MISS STATE	3/6/13	-	-	-	-	-	-	-	-	-	-	-	-	-	-	-	-	-	-	-	-	-
at Vanderbilt	3/9/13	-	-	-	-	-	-	-	-	-	-	-	-	-	-	-	-	-	-	-	-	-

SEASON NOTES

Did not see game action vs. Milwaukee (Nov. 11) ... Played one minute vs. Morgan State (Nov. 16) ... Saw time vs. Missouri State (Nov. 24) and UALR (Nov. 25) ... Posted an assist vs. St. John's (Nov. 29) ... Saw action vs. Jacksonville (Dec. 7) ... Played two minutes vs. Presbyterian (Dec. 29) ...

CAREER STATISTICS

Season	GP-GS	Min	Avg	FG	FGA	Pct	3FG	3FGA	Pct	FT	FTA	Pct	Off	Def	Tot	Avg	PF	FO	Ast	TO	Blk	Stl	Pts	Avg
2011-12	1-0	2	2.0	0	3	.000	0	2	.000	1	2	.500	0	0	0	0.0	0	0	0	1	0	0	1	1.0
2012-13	8-0	15	1.9	0	2	.000	0	2	.000	0	0	.000	0	0	0	0.0	0	0	1	2	0	0	0	0.0
Totals	8-0	15	1.9	0	5	.000	0	4	.000	1	2	.500	0	0	0	0.0	1	0	1	3	0	0	1	0.1

CAREER SEC STATISTICS

Season	GP-GS	Min	Avg	FG	FGA	Pct	3FG	3FGA	Pct	FT	FTA	Pct	Off	Def	Tot	Avg	PF	FO	Ast	TO	Blk	Stl	Pts	Avg
2013	2-0	3	1.5	0	0	.000	0	0	.000	0	0	.000	0	0	0	0.0	0	0	0	1	0	0	0	0.0



#0 - LASHAY PAGE

**SENIOR | GUARD | 6'2" | 195 | 2 LETTERS
DILLON, S.C./CHIPOLA JC/SOUTHERN MISS.**

PAGE'S CAREER HIGHS

- POINTS**
30, at Colorado State (Nov. 19, 2011)*
- FIELD GOALS**
11, at Colorado State (Nov. 19, 2011)*
- FIELD GOAL ATTEMPTS**
18, vs. Milwaukee (Nov. 11, 2012)
- 3-POINT FIELD GOALS**
8, at Colorado State (Nov. 19, 2011)*
- 3-POINT FIELD GOAL ATTEMPTS**
11, three times, last vs. E. Carolina (Jan. 4, 2012)*
- FREE THROWS**
7, twice, last vs. Missouri State (Nov. 24, 2012)
- FREE THROW ATTEMPTS**
8, vs. Missouri State (Nov. 24, 2012)
- REBOUNDS**
10, vs. Memphis (Feb. 1, 2012)*
- ASSISTS**
3, at Rice (Jan. 12, 2011)*
- BLOCKS**
2, vs. Alcorn State (Dec. 1, 2010)*
- STEALS**
2, 5 times, last vs. Morgan State (Nov. 16, 2012)
- MINUTES PLAYED**
46 vs. Murray State (Nov. 26, 2011)*

* at Southern Mississippi

PAGE'S SEASON HIGHS

- POINTS**
22, vs. Missouri State (Nov. 24, 2012)
- FIELD GOALS**
7, vs. Milwaukee (Nov. 11, 2012)
- FIELD GOAL ATTEMPTS**
18, vs. Milwaukee (Nov. 11, 2012)
- 3-POINT FIELD GOALS**
4, vs. Rider (Nov. 19, 2012)
- 3-POINT FIELD GOAL ATTEMPTS**
7, twice, last vs. UALR (Nov. 25, 2012)
- FREE THROWS**
7, vs. Missouri State (Nov. 24, 2012)
- FREE THROW ATTEMPTS**
8, vs. Missouri State (Nov. 24, 2012)
- REBOUNDS**
6, twice, last vs. Missouri State (Nov. 24, 2012)
- ASSISTS**
2, vs. Milwaukee (Nov. 11, 2012)
- BLOCKS**
1, vs. St. John's (Nov. 29, 2012)
- STEALS**
2, vs. Morgan State (Nov. 16, 2012)
- MINUTES PLAYED**
36, vs. Missouri State (Nov. 24, 2012)

2012-13

Opponent	Date	GS	Min	FG-FGA	Pct	3FG-3FGA	Pct	FT-FTA	Pct	Off	Def	Tot	Avg	PF	FO	A	TO	Blk	Stl	Pts	Avg
MILWAUKEE	11/11/12	*	35	7-18	.389	0-6	.000	5-7	.714	0	1	1	1.0	0	0	2	1	0	0	19	19.0
MORGAN STATE	11/16/12	*	30	6-13	.419	2-6	.167	6-6	.846	1	4	5	3.0	3	0	1	2	0	2	20	19.5
RIDER	11/19/12	*	22	4-9	.425	4-6	.333	0-0	.846	0	6	6	4.0	3	0	1	2	0	0	12	17.0
ELON	11/21/12	*	21	1-8	.375	1-4	.318	1-2	.800	1	2	3	3.8	3	0	1	3	0	1	4	13.8
vs. Missouri State	11/24/12	*	36	6-11	.407	3-7	.345	7-8	.826	0	6	6	4.2	2	0	2	0	0	22	15.4	
vs. UALR	11/25/12	*	28	5-12	.408	3-7	.361	3-3	.846	0	4	4	4.2	1	0	1	1	0	0	16	15.5
at St. John's	11/29/12	*	13	1-7	.385	0-4	.325	0-0	.846	0	0	0	3.6	1	0	1	1	0	2	13.6	
CLEMSON	12/2/12	*	14	1-6	.369	1-2	.333	0-0	.846	2	1	3	3.5	2	0	1	1	0	0	3	12.3
JACKSONVILLE	12/7/12	-	-	-	-	-	-	DNP - illness	-	-	-	-	-	-	-	-	-	-	-	-	-
APPALACHIAN ST	12/19/12	*	21	1-9	.344	0-3	.311	5-5	.871	0	2	2	3.3	1	0	0	1	0	0	7	11.7
vs. Manhattan	12/22/12	-	-	-	-	-	-	DNP - Academic Issue	-	-	-	-	-	-	-	-	-	-	-	-	-
PRESBYTERIAN	12/29/12	-	-	-	-	-	-	DNP - Academic Issue	-	-	-	-	-	-	-	-	-	-	-	-	-
SC STATE	1/5/13	-	-	-	-	-	-	DNP - Academic Issue	-	-	-	-	-	-	-	-	-	-	-	-	-
at Miss State	1/9/13	-	-	-	-	-	-	DNP - Academic Issue	-	-	-	-	-	-	-	-	-	-	-	-	-
AUBURN	1/12/13	-	-	-	-	-	-	DNP - Academic Issue	-	-	-	-	-	-	-	-	-	-	-	-	-
at LSU	1/16/13	-	-	-	-	-	-	DNP - Academic Issue	-	-	-	-	-	-	-	-	-	-	-	-	-
VANDERBILT	1/19/13	-	-	-	-	-	-	DNP - Academic Issue	-	-	-	-	-	-	-	-	-	-	-	-	-
at Missouri	1/22/13	-	-	-	-	-	-	DNP - Academic Issue	-	-	-	-	-	-	-	-	-	-	-	-	-
ARKANSAS	1/26/13	-	-	-	-	-	-	DNP - Academic Issue	-	-	-	-	-	-	-	-	-	-	-	-	-
at Florida	1/30/13	-	-	-	-	-	-	DNP - Academic Issue	-	-	-	-	-	-	-	-	-	-	-	-	-
GEORGIA	2/2/13	-	-	-	-	-	-	DNP - Academic Issue	-	-	-	-	-	-	-	-	-	-	-	-	-
at Kentucky	2/5/13	-	-	-	-	-	-	DNP - Academic Issue	-	-	-	-	-	-	-	-	-	-	-	-	-
TENNESSEE	2/10/13	-	-	-	-	-	-	DNP - Academic Issue	-	-	-	-	-	-	-	-	-	-	-	-	-
LSU	2/14/13	-	-	-	-	-	-	-	-	-	-	-	-	-	-	-	-	-	-	-	-
at Alabama	2/16/13	-	-	-	-	-	-	-	-	-	-	-	-	-	-	-	-	-	-	-	-
OLE MISS	2/20/13	-	-	-	-	-	-	-	-	-	-	-	-	-	-	-	-	-	-	-	-
at Georgia	2/23/13	-	-	-	-	-	-	-	-	-	-	-	-	-	-	-	-	-	-	-	-
MISSOURI	2/28/13	-	-	-	-	-	-	-	-	-	-	-	-	-	-	-	-	-	-	-	-
at Texas A&M	3/2/13	-	-	-	-	-	-	-	-	-	-	-	-	-	-	-	-	-	-	-	-
MISS STATE	3/6/13	-	-	-	-	-	-	-	-	-	-	-	-	-	-	-	-	-	-	-	-
at Vanderbilt	3/9/13	-	-	-	-	-	-	-	-	-	-	-	-	-	-	-	-	-	-	-	-

SEASON NOTES

Scored a team high 19 points, while adding two assists in season opener vs. Milwaukee (Nov. 11); scored 17 points in the second half ... Leading scorer with 20 points in win vs. Morgan State (Nov. 16) ... A perfect 6-of-6 from the free throw line vs. the Bears ... Was in foul trouble early in the first half vs. Rider (Nov. 19), but came back to post 12 points on 4 made 3s ... Hit just 1-of-8 attempts from the floor vs. Elon (Nov 21), scoring four points ... Posted a team high 22 points, including a 7-of-8 effort from the free throw line vs. Missouri State (Nov. 25) ... Scored 16 points and collected four rebounds vs. UALR (Nov. 25) ... Named the Hoops For Hope Classic Most Outstanding Player ... Struggled from the field vs. St. John's (Nov. 29), hitting just 1-of-7 from the field for two points ... Scored just three points vs. Clemson (Dec. 2) ... Missed the Jacksonville (Dec. 7) contest due to a stomach virus ... Struggled from the floor vs. Appalachian State (Dec. 19), but posted a 5-of-5 effort from the free throw line, including hitting two key free throws with four seconds remaining to push the game out of reach for the Mountaineers ... Did not play vs. Manhattan (Dec. 22) or Presbyterian (Dec. 29) due to an academic issue ...

CAREER STATISTICS

Season	GP-GS	Min	Avg	FG	FGA	Pct	3FG	3FGA	Pct	FT	FTA	Pct	Off	Def	Tot	Avg	PF	FO	Ast	TO	Blk	Stl	Pts	Avg
2010-11*	27-1	490	8.1	57	163	.350	33	97	.340	20	33	.606	3	53	56	2.1	36	1	18	23	3	10	167	6.2
2011-12*	33-32	1213	36.8	127	334	.380	75	213	.352	55	67	.821	20	91	111	3.4	63	1	25	36	2	18	384	11.6
2012-13	9-9	220	24.4	32	93	.344	14	45	.311	27	31	.871	4	26	30	3.3	16	0	8	14	1	3	105	11.7
Totals	69-42	1923	27.8	216	590	.366	122	355	.343	102	131	.778	27	170	197	2.9	115	2	51	73	6	31	656	9.5

* at Southern Mississippi



#24 - MICHAEL CARRERA

FRESHMAN | FORWARD | 6'5" | 212 | HS
ANZOÁTEGUI, VENEZUELA/MONTROSE CHRISTIAN

CARRERA'S SEASON HIGHS

POINTS
23, vs. LSU (Jan. 16, 2013)

FIELD GOALS
7, vs. LSU (Jan. 16, 2013)

FIELD GOAL ATTEMPTS
13, vs. Georgia (Feb. 2, 2013)

3-POINT FIELD GOALS
2, vs. Kentucky (Feb. 5, 2013)

3-POINT FIELD GOAL ATTEMPTS
3, vs. Kentucky (Feb. 5, 2013)

FREE THROWS
9, vs. LSU (Jan. 16, 2013)

FREE THROW ATTEMPTS
10, vs. LSU (Jan. 16, 2013)

REBOUNDS
15, vs. Milwaukee (Nov. 1, 2012)

ASSISTS
5, vs. Auburn (Jan. 12, 2013)

BLOCKS
3, vs. Milwaukee (Nov. 11, 2012)

STEALS
3, vs. Georgia (Feb. 2, 2013)

MINUTES PLAYED
36, vs. LSU (Jan. 16, 2013)

2012-13

Opponent	Date	GS	Min	FG-FGA	Pct	3FG-3FGA	Pct	FT-FTA	Pct	Off	Def	Tot	Avg	PF	FO	A	TO	Blk	Stl	Pts	Avg
MILWAUKEE	11/11/12	*	29	6-12	.500	0-0	.000	5-5	1.000	7	8	15	15.0	4	0	0	2	3	0	17	17.0
MORGAN STATE	11/16/12	-	-	-	-	-	-	DNP - concussion	-	-	-	-	-	-	-	-	-	-	-	-	-
RIDER	11/19/12	-	-	-	-	-	-	DNP - concussion	-	-	-	-	-	-	-	-	-	-	-	-	-
ELON	11/21/12	-	-	-	-	-	-	DNP - concussion	-	-	-	-	-	-	-	-	-	-	-	-	-
vs. Missouri State	11/24/12	*	21	6-7	.857	1-1	1.000	5-6	.909	1	4	5	10.0	4	0	1	3	1	1	18	17.5
vs. UALR	11/25/12	*	12	0-2	.571	0-0	1.000	2-2	.923	0	2	2	7.3	4	0	0	3	0	0	2	12.3
at St. John's	11/29/12	*	23	3-7	.536	0-0	1.000	5-6	.895	6	5	11	8.3	2	0	1	2	0	0	11	12.0
CLEMSON	12/2/12	*	16	0-4	.469	0-0	1.000	5-6	.800	3	3	6	7.8	5	1	1	2	1	0	3	10.2
JACKSONVILLE	12/7/12	*	24	6-10	.500	0-0	1.000	5-6	.806	0	9	9	8.0	2	0	2	0	2	0	17	11.3
APPALACHIAN ST	12/19/12	*	26	4-7	.481	1-1	1.000	4-6	.784	3	4	7	7.3	3	0	1	4	0	0	13	10.4
vs. Manhattan	12/22/12	-	-	-	-	-	-	DNP - left hip injury	-	-	-	-	-	-	-	-	-	-	-	-	-
PRESBYTERIAN	12/29/12	-	-	-	-	-	-	DNP - left hip injury	-	-	-	-	-	-	-	-	-	-	-	-	-
SC STATE	1/5/13	7	1-3	.474	0-0	1.000	0-0	.784	1	2	3	6.8	3	0	0	0	0	0	2	9.4	
at Miss State	1/9/13	7	1-3	.474	0-0	1.000	0-0	.784	1	2	3	6.8	3	0	0	0	0	0	2	9.4	
AUBURN	1/12/13	24	1-5	.452	0-0	1.000	4-4	.805	5	2	7	6.8	5	1	5	4	2	0	6	9.1	
at LSU	1/16/13	24	7-10	.486	0-1	.667	9-10	.824	3	7	10	7.1	4	0	0	1	0	0	23	10.4	
VANDERBILT	1/19/13	*	27	3-9	.469	0-0	.667	2-3	.815	2	7	9	7.3	4	0	2	1	1	9	10.2	
at Missouri	1/22/13	*	15	2-5	.465	0-0	.667	0-0	.815	1	3	4	7.0	5	1	0	2	0	4	9.7	
ARKANSAS	1/28/13	*	23	3-7	.462	0-1	.500	2-4	.793	3	2	5	6.9	2	0	0	3	0	8	9.6	
at Florida	1/30/13	*	22	6-9	.480	0-0	.500	1-3	.770	2	7	9	7.0	2	0	0	1	0	13	9.8	
GEORGIA	2/2/13	*	34	5-13	.470	1-1	.600	5-6	.776	5	2	7	7.0	2	0	1	0	1	3	16	10.2
at Kentucky	2/5/13	*	24	6-10	.480	2-3	.625	4-7	.757	2	4	6	6.9	4	0	0	0	1	18	10.6	
TENNESSEE	2/10/13	*	29	6-9	.493	0-1	.556	6-9	.747	2	9	11	7.2	2	0	0	4	0	1	18	11.1
LSU	2/14/13	-	-	-	-	-	-	-	-	-	-	-	-	-	-	-	-	-	-	-	
at Alabama	2/16/13	-	-	-	-	-	-	-	-	-	-	-	-	-	-	-	-	-	-	-	
OLE MISS	2/20/13	-	-	-	-	-	-	-	-	-	-	-	-	-	-	-	-	-	-	-	
at Georgia	2/23/13	-	-	-	-	-	-	-	-	-	-	-	-	-	-	-	-	-	-	-	
MISSOURI	2/28/13	-	-	-	-	-	-	-	-	-	-	-	-	-	-	-	-	-	-	-	
at Texas A&M	3/2/13	-	-	-	-	-	-	-	-	-	-	-	-	-	-	-	-	-	-	-	
MISS STATE	3/6/13	-	-	-	-	-	-	-	-	-	-	-	-	-	-	-	-	-	-	-	
at Vanderbilt	3/9/13	-	-	-	-	-	-	-	-	-	-	-	-	-	-	-	-	-	-	-	

SEASON NOTES

Named the SEC Freshman of the Week on Nov. 12 after posting a double-double with 17 points and 15 rebounds in the season opener vs. Milwaukee (Nov. 11); also blocked a team high three shots ... Missed the Morgan State (Nov. 16), Rider (Nov. 19) and Elon (Nov. 21) contests due to a concussion ... Returned vs. Missouri State (Nov. 24), scoring 18 points, including a game-tying 3-pointer at the buzzer to send the contest to overtime, while also collecting five rebounds ... Was in foul trouble early vs. UALR (Nov. 25) ... Posted second double-double of the season with teams highs 11 points and 11 rebounds vs. St. John's (Nov. 29) ... Was in foul trouble vs. Clemson (Dec. 2), collecting three in the first nine minutes of the game ... Collected six rebounds vs. the Tigers ... Near double-double with teams highs in both points (17) and rebounds (9) vs. Jacksonville (Dec. 7) ... Also two assists and two blocks vs. the Dolphins ... Was in foul trouble early vs. Appalachian State (Dec. 19), scored two points and collected three rebounds in just seven minutes of action ... Posted 13 points and pulled down seven rebounds in win vs. Manhattan (Dec. 22) ... Did not play vs. Presbyterian (Dec. 29) due to a chronic left hip injury ... Returned from injury to play at Miss. State (Jan. 9), but was in early foul trouble and played just seven minutes, posting two points and three rebounds ... Once again struggled with foul trouble vs. Auburn (Jan. 19), but posted six points, seven rebounds and a season high five assists in 24 minutes vs. the Tigers ... Season high 23 points in win at LSU (Jan. 16), scoring 21 of those points in the second half and overtime, while playing several minutes with four fouls ... Scored eight points and pulled down nine rebounds in contest vs. Vandy (Jan. 19) ... Scored four points and collected four rebounds, but was in foul trouble at Missouri (Jan. 22) ... Eight points and five rebounds in victory vs. Arkansas (Jan. 26) ... Led Gamecocks with near double-double at Florida (Jan. 30) with 13 points and nine rebounds, hitting 6-of-9 attempts from the floor ... Played a near season high 34 minutes, posting teams highs with 16 points and seven rebounds, and setting a season high with three steals vs. Georgia (Feb. 2) ... Led team in scoring for third-straight game with 18 points vs. Kentucky (Feb. 5), also six rebounds and one steal ... Posted fourth double-double of the season with teams highs of 18 points and 11 rebounds vs. Tennessee (Feb. 10) ...

CAREER STATISTICS

Season	GP-GS	Min	Avg	FG	FGA	Pct	3FG	3FGA	Pct	FT	FTA	Pct	Off	Def	Tot	Avg	PF	FO	Ast	TO	Blk	Stl	Pts	Avg
2012-13	18-13	387	21.5	66	134	.493	5	9	.556	62	83	.747	48	81	129	7.2	60	3	12	35	11	7	199	11.1

CAREER SEC STATISTICS

Season	GP-GS	Min	Avg	FG	FGA	Pct	3FG	3FGA	Pct	FT	FTA	Pct	Off	Def	Tot	Avg	PF	FO	Ast	TO	Blk	Stl	Pts	Avg
2013	10-8	229	22.9	40	80	.500	3	7	.429	33	46	.717	26	45	71	7.1	33	2	6	17	4	6	116	11.6



#14 - LAIMONAS CHATKEVICIUS

FRESHMAN | FORWARD | 6'11" | 255 | HS
 KLAIPEDA, LITHUANIA/SOUTH KENT SCHOOL (CONN.)

CHATKEVICIUS' SEASON HIGHS

- POINTS**
9, vs. Jacksonville (Dec. 7, 2012)
- FIELD GOALS**
4, vs. Jacksonville (Dec. 7, 2012)
- FIELD GOAL ATTEMPTS**
6, twice, last vs. Kentucky (Feb. 5, 2013)
- 3-POINT FIELD GOALS**
1, vs. Jacksonville (Dec. 7, 2012)
- 3-POINT FIELD GOAL ATTEMPTS**
1, vs. Jacksonville (Dec. 7, 2012)
- FREE THROWS**
4, vs. Missouri (Jan. 22, 2013)
- FREE THROW ATTEMPTS**
4, vs. Missouri (Jan. 22, 2013)
- REBOUNDS**
7, vs. Arkansas (Jan. 26, 2013)
- ASSISTS**
4, vs. Jacksonville (Dec. 7, 2012)
- BLOCKS**
2, vs. Missouri (Jan. 22, 2013)
- STEALS**
1, vs. Florida (Jan. 30, 2013)
- MINUTES PLAYED**
19, vs. Jacksonville (Dec. 7, 2012)

2012-13

Opponent	Date	GS	Min	FG-FGA	Pct	3FG-FGA	Pct	FT-FTA	Pct	Off	Def	Tot	Avg	PF	FO	A	TO	Blk	Stl	Pts	Avg	
MILWAUKEE	11/11/12	-	-	-	-	-	-	-	-	-	-	-	-	-	-	-	-	-	-	-	-	-
MORGAN STATE	11/16/12	-	-	-	-	-	-	-	-	-	-	-	-	-	-	-	-	-	-	-	-	-
RIDER	11/19/12	-	-	-	-	-	-	-	-	-	-	-	-	-	-	-	-	-	-	-	-	-
ELON	11/21/12	-	-	-	-	-	-	-	-	-	-	-	-	-	-	-	-	-	-	-	-	-
vs. Missouri State	11/24/12	-	-	-	-	-	-	-	-	-	-	-	-	-	-	-	-	-	-	-	-	-
vs. UALR	11/25/12	11	1-2	.500	0-0	.000	1-2	.500	1	1	2	2.0	1	0	1	0	0	0	3	3.0		
at St. John's	11/29/12	7	1-2	.500	0-0	.000	0-0	.500	0	1	1	1.5	2	0	0	2	0	0	2	2.5		
CLEMSON	12/2/12	7	1-2	.500	0-0	.000	0-0	.500	0	1	1	1.3	2	0	0	2	0	0	2	2.3		
JACKSONVILLE	12/7/12	19	4-6	.600	1-1	1.000	0-2	.250	3	2	5	2.7	4	0	4	4	0	0	9	4.7		
APPALACHIAN ST	12/19/12	6	1-1	.636	0-0	1.000	0-0	.250	0	1	1	2.3	1	0	0	0	0	0	2	4.0		
vs. Manhattan	12/22/12	7	1-1	.667	0-0	1.000	0-0	.250	1	0	1	2.0	0	0	0	1	0	0	2	3.6		
PRESBYTERIAN	12/29/12	13	1-3	.600	0-0	1.000	1-2	.333	3	3	6	2.7	2	0	1	3	0	0	3	3.5		
SC STATE	1/5/13	4	1-2	.588	0-0	1.000	0-0	.333	1	0	1	2.4	1	0	0	0	0	0	2	3.3		
at Miss State	1/9/13	18	1-4	.524	0-1	.500	2-2	.500	3	3	6	2.9	2	0	0	3	0	0	4	3.4		
AUBURN	1/12/13	2	0-0	.524	0-0	.500	0-0	.500	0	0	0	2.6	0	0	1	0	0	0	0	3.0		
at LSU	1/16/13	* 12	3-4	.560	0-0	.500	0-0	.500	0	2	2	2.5	2	0	1	1	1	0	6	3.3		
VANDERBILT	1/19/13	* 7	0-2	.519	0-1	.333	2-2	.600	0	0	0	2.3	2	0	0	0	0	0	2	3.2		
at Missouri	1/22/13	* 15	2-4	.516	0-1	.250	4-4	.714	1	2	3	2.3	1	0	1	1	2	0	8	3.6		
ARKANSAS	1/26/13	* 12	3-5	.528	0-0	.250	2-3	.706	2	5	7	2.7	1	0	0	3	1	0	8	3.9		
at Florida	1/30/13	* 10	0-3	.487	0-0	.250	1-2	.684	0	1	1	2.6	2	0	0	0	0	1	1	3.7		
GEORGIA	2/2/13	* 4	0-1	.475	0-0	.250	0-0	.684	0	0	0	2.4	1	0	0	0	0	0	0	3.5		
at Kentucky	2/5/13	13	2-6	.457	0-0	.250	0-2	.619	1	2	3	2.4	4	0	0	1	0	0	4	3.5		
TENNESSEE	2/10/13	-	-	-	-	-	-	-	-	-	-	-	-	-	-	-	-	-	-	-	-	
LSU	2/14/13	-	-	-	-	-	-	-	-	-	-	-	-	-	-	-	-	-	-	-	-	
at Alabama	2/16/13	-	-	-	-	-	-	-	-	-	-	-	-	-	-	-	-	-	-	-	-	
OLE MISS	2/20/13	-	-	-	-	-	-	-	-	-	-	-	-	-	-	-	-	-	-	-	-	
at Georgia	2/23/13	-	-	-	-	-	-	-	-	-	-	-	-	-	-	-	-	-	-	-	-	
MISSOURI	2/28/13	-	-	-	-	-	-	-	-	-	-	-	-	-	-	-	-	-	-	-	-	
at Texas A&M	3/2/13	-	-	-	-	-	-	-	-	-	-	-	-	-	-	-	-	-	-	-	-	
MISS STATE	3/6/13	-	-	-	-	-	-	-	-	-	-	-	-	-	-	-	-	-	-	-	-	
at Vanderbilt	3/9/13	-	-	-	-	-	-	-	-	-	-	-	-	-	-	-	-	-	-	-	-	

SEASON NOTES

Will miss the first six games of the 2012-13 season, as the NCAA has determined that he received impermissible benefits from his host family prior to enrolling at the University of South Carolina ... Saw first action of the season vs. St. John's (Nov. 29), scoring three points and collecting two rebounds ... Scored two points vs. Clemson (Dec. 2) ... Solid vs. Jacksonville (Dec. 7), scoring nine points, five rebounds and four assists ... Scored two points in six minutes vs. Appalachian State (Dec. 19) ... Saw action vs. Manhattan (Dec. 22), scoring two points ... Collected a season high six rebounds vs. Presbyterian (Dec. 29) ... Saw action vs. SC State (Jan. 5) ... Matched a season high with six rebounds at Miss. State (Jan. 9) ... Posted one assist vs. Auburn (Jan. 12) ... Earned first career start at LSU (Jan. 16), posting six points and two rebounds ... Scored two points vs. Vandy (Jan. 19) ... Set season highs in blocks (2), free throws (4) and attempts (4) from the line in start at Missouri (Jan. 22) ... Scored eight points and pulled down a season high seven rebounds in just 12 minutes in win vs. Arkansas (Jan. 26) ... Collected a steal vs. Florida (Jan. 30) ...

CAREER STATISTICS

Season	GP-GS	Min	Avg	FG	FGA	Pct	3FG	3FGA	Pct	FT	FTA	Pct	Off	Def	Tot	Avg	PF	FO	Ast	TO	Blk	Stl	Pts	Avg
2012-13	16-6	160	10.0	21	46	.457	1	4	.250	13	21	.619	16	23	39	2.4	26	0	9	19	4	1	56	3.5

CAREER SEC STATISTICS

Season	GP-GS	Min	Avg	FG	FGA	Pct	3FG	3FGA	Pct	FT	FTA	Pct	Off	Def	Tot	Avg	PF	FO	Ast	TO	Blk	Stl	Pts	Avg
2013	9-6	93	10.3	11	29	.379	0	3	.000	11	15	.733	7	15	22	2.4	15	0	3	9	4	1	33	3.7



#12 - AUSTIN CONSTABLE

FRESHMAN | GUARD | 6'0" | 175 | HS
WEST CHESTER, PA./HENDERSON

CONSTABLE'S SEASON HIGHS

POINTS
-

FIELD GOALS
-

FIELD GOAL ATTEMPTS
2, vs. Presbyterian (Dec. 29, 2012)

3-POINT FIELD GOALS
-

3-POINT FIELD GOAL ATTEMPTS
1, vs. Presbyterian (Dec. 29, 2012)

FREE THROWS
-

FREE THROW ATTEMPTS
-

REBOUNDS
-

ASSISTS
-

BLOCKS
-

STEALS
-

MINUTES PLAYED
2, vs. Presbyterian (Dec. 29, 2012)

2012-13

Opponent	Date	GS	Min	FG-FGA	Pct	3FG-FGA	Pct	FT-FTA	Pct	Off	Def	Tot	Avg	PF	FO	A	TO	Blk	Stl	Pts	Avg	
MILWAUKEE	11/11/12	-	-	-	-	-	-	-	-	-	-	-	-	-	-	-	-	-	-	-	-	-
MORGAN STATE	11/16/12	-	-	-	-	-	-	-	-	-	-	-	-	-	-	-	-	-	-	-	-	-
RIDER	11/19/12	-	-	-	-	-	-	-	-	-	-	-	-	-	-	-	-	-	-	-	-	-
ELON	11/21/12	-	-	-	-	-	-	-	-	-	-	-	-	-	-	-	-	-	-	-	-	-
vs. Missouri State	11/24/12	-	-	-	-	-	-	-	-	-	-	-	-	-	-	-	-	-	-	-	-	-
vs. UALR	11/25/12	1	0-0	.000	0-0	.000	0-0	.000	0	0	0	0.0	0	0	0	0	0	0	0	0	0.0	
at St. John's	11/29/12	-	-	-	-	-	-	-	-	-	-	-	-	-	-	-	-	-	-	-	-	-
CLEMSON	12/2/12	-	-	-	-	-	-	-	-	-	-	-	-	-	-	-	-	-	-	-	-	-
JACKSONVILLE	12/7/12	2	0-0	.000	0-0	.000	0-0	.000	1	0	1	0.5	0	0	0	1	0	0	0	0	0.0	
APPALACHIAN ST	12/19/12	-	-	-	-	-	-	-	-	-	-	-	-	-	-	-	-	-	-	-	-	-
vs. Manhattan	12/22/12	-	-	-	-	-	-	-	-	-	-	-	-	-	-	-	-	-	-	-	-	-
PRESBYTERIAN	12/29/12	2	0-2	.000	0-1	.000	0-0	.000	0	0	0	0.3	0	0	0	0	0	0	0	0	0.0	
SC STATE	1/5/13	-	-	-	-	-	-	-	-	-	-	-	-	-	-	-	-	-	-	-	-	-
at Miss State	1/9/13	-	-	-	-	-	-	-	-	-	-	-	-	-	-	-	-	-	-	-	-	-
AUBURN	1/12/13	-	-	-	-	-	-	-	-	-	-	-	-	-	-	-	-	-	-	-	-	-
at LSU	1/16/13	-	-	-	-	-	-	-	-	-	-	-	-	-	-	-	-	-	-	-	-	-
VANDERBILT	1/19/13	-	-	-	-	-	-	-	-	-	-	-	-	-	-	-	-	-	-	-	-	-
at Missouri	1/22/13	-	-	-	-	-	-	-	-	-	-	-	-	-	-	-	-	-	-	-	-	-
ARKANSAS	1/28/13	-	-	-	-	-	-	-	-	-	-	-	-	-	-	-	-	-	-	-	-	-
at Florida	1/30/13	-	-	-	-	-	-	-	-	-	-	-	-	-	-	-	-	-	-	-	-	-
GEORGIA	2/2/13	-	-	-	-	-	-	-	-	-	-	-	-	-	-	-	-	-	-	-	-	-
at Kentucky	2/5/13	-	-	-	-	-	-	-	-	-	-	-	-	-	-	-	-	-	-	-	-	-
TENNESSEE	2/10/13	-	-	-	-	-	-	-	-	-	-	-	-	-	-	-	-	-	-	-	-	-
LSU	2/14/13	-	-	-	-	-	-	-	-	-	-	-	-	-	-	-	-	-	-	-	-	-
at Alabama	2/16/13	-	-	-	-	-	-	-	-	-	-	-	-	-	-	-	-	-	-	-	-	-
OLE MISS	2/20/13	-	-	-	-	-	-	-	-	-	-	-	-	-	-	-	-	-	-	-	-	-
at Georgia	2/23/13	-	-	-	-	-	-	-	-	-	-	-	-	-	-	-	-	-	-	-	-	-
MISSOURI	2/28/13	-	-	-	-	-	-	-	-	-	-	-	-	-	-	-	-	-	-	-	-	-
at Texas A&M	3/2/13	-	-	-	-	-	-	-	-	-	-	-	-	-	-	-	-	-	-	-	-	-
MISS STATE	3/6/13	-	-	-	-	-	-	-	-	-	-	-	-	-	-	-	-	-	-	-	-	-
at Vanderbilt	3/9/13	-	-	-	-	-	-	-	-	-	-	-	-	-	-	-	-	-	-	-	-	-

SEASON NOTES

Saw time vs. UALR (Nov. 25) ... Collected a rebound vs. Jacksonville (Dec. 7) ... Attempted two shots vs. Presbyterian (Dec. 29) ...

CAREER STATISTICS

Season	GP-GS	Min	Avg	FG	FGA	Pct	3FG	3FGA	Pct	FT	FTA	Pct	Off	Def	Tot	Avg	PF	FO	Ast	TO	Blk	Stl	Pts	Avg
2012-13	3-0	5	1.7	0	2	.000	0	1	.000	0	0	.000	1	0	1	0.3	0	0	0	1	0	0	0	0.0

CAREER SEC STATISTICS

Season	GP-GS	Min	Avg	FG	FGA	Pct	3FG	3FGA	Pct	FT	FTA	Pct	Off	Def	Tot	Avg	PF	FO	Ast	TO	Blk	Stl	Pts	Avg
2013																								



#25 - MINDAUGAS KACINAS

FRESHMAN | FORWARD | 6'7" | 210 | HS

KLAIPEDA, LITHUANIA/WORD OF LIFE FIRE TRADITIONAL SCHOOL

KACINAS' SEASON HIGHS

POINTS

18, vs. Rider (Nov. 19, 2012)

FIELD GOALS

8, vs. Rider (Nov. 19, 2012)

FIELD GOAL ATTEMPTS

11, twice, last vs. App State (Dec. 19, 2012)

3-POINT FIELD GOALS

1, 3 times, last vs. Clemson (Dec. 2, 2012)

3-POINT FIELD GOAL ATTEMPTS

3, twice, last vs. App State (Dec. 19, 2012)

FREE THROWS

6, vs. Milwaukee (Nov. 11, 2012)

FREE THROW ATTEMPTS

8, vs. Milwaukee (Nov. 11, 2012)

REBOUNDS

13, vs. Milwaukee (Nov. 11, 2012)

ASSISTS

3, twice, last vs. App State (Dec. 19, 2012)

BLOCKS

3, vs. Appalachian State (Dec. 19, 2012)

STEALS

2, vs. UALR (Nov. 25, 2012)

MINUTES PLAYED

35, vs. SC State (Jan. 5, 2013)

2012-13

Opponent	Date	GS	Min	FG-FGA	Pct	3FG-FGA	Pct	FT-FTA	Pct	Off	Def	Tot	Avg	PF	FO	A	TO	Blk	Stl	Pts	Avg
MILWAUKEE	11/11/12	31	1-3	.333	0-1	1.000	6-8	.750	6	7	13	13.0	2	0	3	1	1	1	8	8.0	
MORGAN STATE	11/16/12	21	0-1	.250	0-0	.000	2-2	.800	3	0	3	8.0	3	0	0	3	0	1	2	5.0	
RIDER	11/19/12	32	8-11	.600	1-1	.500	1-2	.750	3	2	5	7.0	2	0	0	3	0	1	18	9.3	
ELON	11/21/12	26	1-2	.588	0-0	.500	1-2	.714	2	3	5	6.5	0	0	1	4	0	0	3	7.8	
vs. Missouri State	11/24/12	* 28	1-3	.550	0-1	.333	2-3	.706	0	5	5	6.2	2	0	1	5	2	0	4	7.0	
vs. UALR	11/25/12	27	5-7	.593	1-3	.333	2-3	.700	3	2	5	6.0	3	0	1	3	2	2	13	8.0	
at St. John's	11/29/12	24	4-7	.588	0-0	.333	1-4	.625	3	3	6	6.0	1	0	1	0	0	0	9	8.1	
CLEMSON	12/2/12	29	3-5	.590	1-2	.375	3-3	.667	1	2	3	5.6	5	1	1	1	1	0	10	8.4	
JACKSONVILLE	12/7/12	18	3-3	.619	0-0	.375	1-2	.655	1	2	3	5.3	4	0	0	2	2	0	7	8.2	
APPALACHIAN ST	12/19/12	* 34	5-11	.585	0-3	.273	2-2	.677	6	6	12	6.0	2	0	3	2	3	0	12	8.6	
vs. Marhattan	12/22/12	* 16	0-1	.574	0-0	.273	0-0	.677	0	1	1	5.5	3	0	0	1	0	0	0	7.8	
PRESBYTERIAN	12/29/12	* 25	6-8	.597	0-1	.250	1-1	.688	3	0	3	5.3	4	0	1	1	1	0	13	8.3	
SC STATE	1/5/13	* 35	4-7	.594	0-1	.231	1-2	.676	5	5	10	5.7	4	0	2	1	1	0	9	8.3	
at Miss State	1/6/13	* 30	0-3	.569	0-0	.231	0-0	.676	1	2	3	5.5	2	0	1	2	0	0	0	7.7	
AUBURN	1/12/13	* 17	2-3	.573	0-0	.231	2-2	.694	1	3	4	5.4	3	0	0	2	1	0	6	7.6	
at LSU	1/16/13	16	1-3	.564	0-2	.200	1-2	.684	1	1	2	5.2	2	0	0	1	0	0	3	7.3	
VANDERBILT	1/19/13	4	0-1	.557	0-0	.200	0-0	.684	0	1	1	4.9	1	0	0	0	0	0	0	6.9	
at Missouri	1/22/13	4	0-0	.557	0-0	.200	0-0	.684	0	0	0	4.7	3	0	0	0	0	0	0	6.5	
ARKANSAS	1/28/13	24	2-3	.561	0-0	.200	0-0	.684	1	4	5	4.7	1	0	2	3	1	0	4	6.4	
at Florida	1/30/13	16	2-2	.571	0-0	.200	0-0	.684	1	1	2	4.6	2	0	1	0	0	1	4	6.3	
GEORGIA	2/2/13	15	0-4	.544	0-1	.188	1-2	.682	1	2	3	4.3	3	0	0	0	0	2	1	6.0	
at Kentucky	2/5/13	9	0-1	.538	0-1	.176	0-0	.682	1	0	1	4.1	1	0	1	2	0	0	0	5.7	
TENNESSEE	2/10/13																				
LSU	2/14/13																				
at Alabama	2/16/13																				
OLE MISS	2/20/13																				
at Georgia	2/23/13																				
MISSOURI	2/28/13																				
at Texas A&M	3/2/13																				
MISS STATE	3/6/13																				
at Vanderbilt	3/9/13																				

SEASON NOTES

Collected 13 rebounds, including six on the offensive glass, and tied the contest with 18 seconds remaining in regulation on two free throws to send the game to overtime in season opener win vs. Milwaukee (Nov. 11) ... Scored two points and collected three rebounds vs. Morgan State (Nov. 16) ... Posted 18 points on eight made baskets vs. Rider (Nov. 19), playing in a season high 32 minutes ... Collected five rebounds vs. Elon (Nov. 21) ... Earned first-career start vs. Missouri State (Nov. 24), scoring four points and collecting two blocks ... Scored 13 points vs. UALR (Nov. 25), while blocking two shots and collecting two steals ... Posted nine points and six rebounds off the bench vs. St. John's (Nov. 29) ... Scored 10 points off the bench vs. Clemson (Dec. 2) ... Scored seven points on a perfect 3-of-3 effort from the floor in win vs. Jacksonville (Dec. 7) ... Career night with 34 minutes played, posting first-career double-double with 12 points and a game-best 12 rebounds in win vs. Appalachian State (Dec. 19); also earned the start vs. the Mountaineers ... Named the SEC Freshman of the Week on Dec. 31 after scoring 13 points and collecting three rebounds vs. Presbyterian (Dec. 29) ... Played a season high 35 minutes vs. SC State (Jan. 5), collecting a team high 10 rebounds ... Saw action at Miss. State (Jan. 9) ... Scored six points and collected four rebounds with one block vs. Auburn (Jan. 12) ... Posted three points at LSU (Jan. 16) ... Saw action vs. Vandy (Jan. 19) ... Had three fouls in just four minutes at Missouri (Jan. 22) ... Tallied four points and collected five rebounds in victory vs. Arkansas (Jan. 26) ... Provided four points off the bench vs. Florida (Jan. 30) ... Tallied five points off the bench vs. Georgia (Feb. 2), adding an assist and steal ...

CAREER STATISTICS

Season	GP-GS	Min	Avg	FG	FGA	Pct	3FG	3FGA	Pct	FT	FTA	Pct	Off	Def	Tot	Avg	PF	FO	Ast	TO	Blk	Stl	Pts	Avg
2012-13	23-7	496	21.6	49	91	.538	3	17	.176	30	44	.682	43	52	95	4.1	57	1	19	38	15	9	131	5.7

CAREER SEC STATISTICS

Season	GP-GS	Min	Avg	FG	FGA	Pct	3FG	3FGA	Pct	FT	FTA	Pct	Off	Def	Tot	Avg	PF	FO	Ast	TO	Blk	Stl	Pts	Avg
2013	10-2	150	15.0	8	22	.364	0	4	.000	7	10	.700	7	14	21	2.1	22	0	5	11	2	4	23	2.3



#35 - BRIAN STEELE

FRESHMAN | FORWARD | 6'5" | 196 | HS
GREENVILLE, S.C./WADE HAMPTON SCHOOL

STEELE'S SEASON HIGHS

POINTS

2, vs. Presbyterian (Dec. 29, 2012)

FIELD GOALS

-

FIELD GOAL ATTEMPTS

1, vs. Presbyterian (Dec. 29, 2012)

3-POINT FIELD GOALS

-

3-POINT FIELD GOAL ATTEMPTS

-

FREE THROWS

2, vs. Presbyterian (Dec. 29, 2012)

FREE THROW ATTEMPTS

2, vs. Presbyterian (Dec. 29, 2012)

REBOUNDS

-

ASSISTS

1, vs. Florida (Jan. 30, 2013)

BLOCKS

-

STEALS

1, vs. Presbyterian (Dec. 29, 2012)

MINUTES PLAYED

2, vs. Jacksonville (Dec. 7, 2012)

2012-13

Opponent	Date	GS	Min	FG-FGA	Pct	3FG-FGA	Pct	FT-FTA	Pct	Off	Def	Tot	Avg	PF	FO	A	TO	Blk	Stl	Pts	Avg	
MILWAUKEE	11/11/12	-	-	-	-	-	-	-	-	-	-	-	-	-	-	-	-	-	-	-	-	-
MORGAN STATE	11/16/12	-	-	-	-	-	-	-	-	-	-	-	-	-	-	-	-	-	-	-	-	-
RIDER	11/19/12	-	-	-	-	-	-	-	-	-	-	-	-	-	-	-	-	-	-	-	-	-
ELON	11/21/12	-	-	-	-	-	-	-	-	-	-	-	-	-	-	-	-	-	-	-	-	-
vs. Missouri State	11/24/12	-	-	-	-	-	-	-	-	-	-	-	-	-	-	-	-	-	-	-	-	-
vs. UALR	11/25/12	-	-	-	-	-	-	-	-	-	-	-	-	-	-	-	-	-	-	-	-	-
at St. John's	11/29/12	-	-	-	-	-	-	-	-	-	-	-	-	-	-	-	-	-	-	-	-	-
CLEMSON	12/2/12	-	-	-	-	-	-	-	-	-	-	-	-	-	-	-	-	-	-	-	-	-
JACKSONVILLE	12/7/12	2	0-0	.000	0-0	.000	0-0	.000	0	1	1	1.0	1	0	0	1	0	0	0	0	0	0.0
APPALACHIAN ST	12/19/12	-	-	-	-	-	-	-	-	-	-	-	-	-	-	-	-	-	-	-	-	-
vs. Manhattan	12/22/12	-	-	-	-	-	-	-	-	-	-	-	-	-	-	-	-	-	-	-	-	-
PRESBYTERIAN	12/29/12	2	0-1	.000	0-0	.000	2-2	1.000	0	0	0	0.0	0	0	0	0	0	1	2	1	1.0	
SC STATE	1/5/13	-	-	-	-	-	-	-	-	-	-	-	-	-	-	-	-	-	-	-	-	-
at Miss State	1/9/13	-	-	-	-	-	-	-	-	-	-	-	-	-	-	-	-	-	-	-	-	-
AUBURN	1/12/13	-	-	-	-	-	-	-	-	-	-	-	-	-	-	-	-	-	-	-	-	-
at LSU	1/16/13	-	-	-	-	-	-	-	-	-	-	-	-	-	-	-	-	-	-	-	-	-
VANDERBILT	1/19/13	-	-	-	-	-	-	-	-	-	-	-	-	-	-	-	-	-	-	-	-	-
at Missouri	1/22/13	-	-	-	-	-	-	-	-	-	-	-	-	-	-	-	-	-	-	-	-	-
ARKANSAS	1/26/13	-	-	-	-	-	-	-	-	-	-	-	-	-	-	-	-	-	-	-	-	-
at Florida	1/30/13	1	0-0	.000	0-0	.000	0-0	1.000	0	0	0	0.0	0	0	1	0	0	0	0	0	0.7	
GEORGIA	2/2/13	-	-	-	-	-	-	-	-	-	-	-	-	-	-	-	-	-	-	-	-	-
at Kentucky	2/5/13	-	-	-	-	-	-	-	-	-	-	-	-	-	-	-	-	-	-	-	-	-
TENNESSEE	2/10/13	-	-	-	-	-	-	-	-	-	-	-	-	-	-	-	-	-	-	-	-	-
LSU	2/14/13	-	-	-	-	-	-	-	-	-	-	-	-	-	-	-	-	-	-	-	-	-
at Alabama	2/16/13	-	-	-	-	-	-	-	-	-	-	-	-	-	-	-	-	-	-	-	-	-
OLE MISS	2/20/13	-	-	-	-	-	-	-	-	-	-	-	-	-	-	-	-	-	-	-	-	-
at Georgia	2/23/13	-	-	-	-	-	-	-	-	-	-	-	-	-	-	-	-	-	-	-	-	-
MISSOURI	2/28/13	-	-	-	-	-	-	-	-	-	-	-	-	-	-	-	-	-	-	-	-	-
at Texas A&M	3/2/13	-	-	-	-	-	-	-	-	-	-	-	-	-	-	-	-	-	-	-	-	-
MISS STATE	3/6/13	-	-	-	-	-	-	-	-	-	-	-	-	-	-	-	-	-	-	-	-	-
at Vanderbilt	3/9/13	-	-	-	-	-	-	-	-	-	-	-	-	-	-	-	-	-	-	-	-	-

SEASON NOTES

Returned to team for Clemson contest ... Posted two points on two made free throws vs. Presbyterian (Dec. 29) ... Posted an assist vs. Florida (Jan. 30) ...

CAREER STATISTICS

Season	GP-GS	Min	Avg	FG	FGA	Pct	3FG	3FGA	Pct	FT	FTA	Pct	Off	Def	Tot	Avg	PF	FO	Ast	TO	Blk	Stl	Pts	Avg
2012-13	3-0	5	1.7	0	1	.000	0	0	.000	2	2	1.000	0	1	1	0.3	1	0	1	1	0	1	2	0.7

CAREER SEC STATISTICS

Season	GP-GS	Min	Avg	FG	FGA	Pct	3FG	3FGA	Pct	FT	FTA	Pct	Off	Def	Tot	Avg	PF	FO	Ast	TO	Blk	Stl	Pts	Avg
2013	1-0	1	1.0	0	0	.000	0	0	.000	0	0	.000	0	0	0	0.0	0	0	1	0	0	0	0	0.0

THE LAST TIME...

AN INDIVIDUAL PLAYER...

Scored 20 or more points:	South Carolina: Brian Richardson (20) vs. Arkansas, Jan. 26, 2013 in Columbia, S.C. Opponent: Jarnell Stokes (20), Tennessee, Feb. 10, 2013 in Columbia, S.C.
Scored 30 or more points:	South Carolina: Bruce Ellington, 31, at Furman, Dec. 22, 2010 in Greenville, S.C. Opponent: Deshaun Thomas, 30, Ohio State, Dec. 17, 2011 in Columbia, S.C.
Scored 35 or more points:	South Carolina: Devan Downey, 36 at Florida, Jan. 23, 2010 in Gainesville, Fla. Opponent: Joe Crawford (Kentucky), 35, March 5, 2008 in Columbia
Scored 40 or more points:	South Carolina: N/A thru 1992-93 season Opponent: Austin Carr (Notre Dame), 43, Dec. 30, 1969 in New Orleans, La.
Collected 20 or more rebounds:	South Carolina: Emmett Hall, 23 vs. College of Charleston, Dec. 22, 1993 in Columbia Opponent: Ekpe Udoh (Baylor), 20, Jan. 2, 2010 in Columbia
Collected 15 or more rebounds:	South Carolina: Lakeem Jackson, 15, vs. UALR, Nov. 25, 2012 in Puerto Vallarta, Mexico Opponent: Jared Sullinger (Ohio State), 19, Dec. 18, 2010 in Columbus, Ohio
Made 12 or more field goals:	South Carolina: Devan Downey, 12 vs. Georgia, Jan. 30, 2010 in Columbia Opponent: Matthew Hezekiah (12), SC State, Jan. 5, 2013 in Columbia, S.C.
Made 10 or more field goals:	South Carolina: Bruce Ellington, 11 vs. Furman, Dec. 22, 2010 in Greenville, S.C. Opponent: Deshaun Thomas, 13, Ohio State, Dec. 17, 2011 in Columbia, S.C.
Attempted 20 or more field goals:	South Carolina: Bruce Ellington (20) vs. Tennessee, Feb. 25, 2012, in Columbia, S.C. Opponent: Zach Graham (20), Ole Miss, Feb. 22, 2011 in Columbia
Attempted 25 or more field goals:	South Carolina: Devan Downey, 25, at Kentucky, Feb. 25, 2010 in Lexington, Ky. Opponent: Kemmy Burgess (Alaska-Anchorage), 26, Nov. 24, 2005 in Anchorage, AK
Dished 10 or more assists:	South Carolina: Devan Downey, 11, vs. LSU, March 13, 2008 in Atlanta, Ga. Opponent: 11, Dee Bost, Mississippi State, Feb. 29, 2012 in Columbia, S.C.
Swiped 5 or more steals:	South Carolina: Brenton Williams, 5, vs. Western Carolina, Nov. 11, 2011 in Columbia Opponent: 5, DeWayne Jackson, Morgan State, Nov. 16, 2012 in Columbia, S.C.
Blocked 5 or more shots:	South Carolina: Damontre Harris, 5, vs. Georgia, Feb. 15, 2012 in Columbia, S.C. Opponent: Nerlens Noel (5), Kentucky, Feb. 5, 2013 in Lexington, Ky.
Made 5 or more 3-point field goals:	South Carolina: Damien Leonard (5), vs. Auburn, Jan. 12, 2013 in Columbia, S.C. Opponent: Shane Richards (6), Manhattan, Dec. 22, 2012 in Brooklyn, N.Y.
Attempted 8 or more 3-point field goals:	South Carolina: Damien Leonard (8) vs. Auburn, Jan. 12, 2013 in Columbia, S.C. Opponent: Jabari Brown (9) Missouri, Jan. 22, 2013 in Columbia, Mo.
Made 10 or more free throws:	South Carolina: Malik Cooke, 10, vs. Miss Valley State, Nov. 22, 2011 in Columbia, S.C. Opponent: Gerard Coleman (10), Providence, Dec. 1, 2011 in Columbia, S.C.
Attempted 15 or more free throws:	South Carolina: Mike Boynton (19) vs. Arkansas, March 11, 2004 in Atlanta, Ga. Opponent: Amu Saaka (Furman), 14, Dec. 22, 2010 in Greenville, S.C.
Played all 40 minutes of regulation:	South Carolina: Devan Downey, 40, vs. Tennessee, March 14, 2008 in Atlanta, Ga. Opponent: Frank Sullivan, Auburn, Jan. 12, 2013 in Columbia, S.C.
A player hit a last-second shot to win a game:	South Carolina: Bruce Ellington vs. Alabama (Jan. 25, 2012) in Columbia, S.C. Opponent: Brian Bryant, Mississippi State, Feb. 29, 2012 in Columbia, S.C.
A player had a double-double:	South Carolina: Michael Carrera (18 points, 11 rebounds) vs. Tennessee, Feb. 10, 2013 in Columbia, S.C. Opponent: Jarnell Stokes (20 points, 10 rebounds) Tennessee, Feb. 10, 2013 in Columbia, S.C.
Two or more players had a double-double:	S. Carolina: Michael Carrera (23 points, 10 rebounds) and Lakeem Jackson (11 points, 11 rebounds) at LSU, Jan. 16, 2013 in Baton Rouge, La. Opponent: Alex Oriakhi (18 points, 11 rebounds), Earnest Ross (21 points, 10 rebounds) Missouri, Jan. 22, 2013 in Columbia, Mo.
A player had a triple-double:	South Carolina: Sam Muldrow (16 points, 14 rebounds, 10 blocks) vs. Vanderbilt, Jan. 8, 2011 in Columbia *** Only second triple-double in South Carolina history (Chuck Eidson (25 points, 10 rebounds, 10 assists), vs. SC State, Nov. 29, 2002 in Columbia) Opponent: Daniel Hackett (Southern California - 22 points, 10 rebounds, 10 assists), Nov. 17, 2007 in Columbia
Scored 30 or more points in back-to-back games:	South Carolina: Devan Downey, 30 vs. Kentucky (Jan. 26, 2010) in Columbia 33 vs. Georgia (Jan. 30, 2010) in Columbia
Scored 25 or more points in back-to-back games:	South Carolina: Devan Downey, 33 vs. Georgia (Jan. 30, 2010) in Columbia 26 at Tennessee (Feb. 6, 2010) in Knoxville, Tenn.

A TEAM...

Scored 100 or more points:	South Carolina: 103 vs. The Citadel (Nov. 12, 2007) in Columbia Opponent: 107, Vanderbilt (Feb. 17, 1996) in Nashville, Tenn.
Scored 50 points or less:	South Carolina: 36, vs. Florida, Jan. 30, 2013 in Gainesville, Fla. Opponent: 45, Wofford, Dec. 28, 2011 in Columbia, S.C.
Scored 50 points in a half:	South Carolina: 57 (1st half; Dec. 7, 2012) vs. Jacksonville, Dec. 7, 2012 in Columbia, S.C. Opponent: 51 (2nd half; Nov. 29, 2012) St. John's in Queens, N.Y.
Failed to score 25 points in a half:	South Carolina: 24 (1st half) Kentucky, Feb. 5, 2013 in Lexington, Ky. Opponent: 24 (1st half), Vanderbilt (Jan. 19, 2013) in Columbia, S.C.

Collected 50 or more rebounds:	South Carolina: 53 vs. WKU, Nov. 27, 2010 in Bowling Green, Ky. Opponent: 52, WKU, Nov. 27, 2010 in Bowling Green, Ky.
Shot 60% or better from the field:	South Carolina: 60.8% (31-51) at Western Carolina (Nov. 18, 2005) in Cullowhee, N.C. Opponent: 61.4% (27-44) Kentucky, Feb. 5, 2013 in Lexington, Ky.
Shot 50% or better from the field:	South Carolina: 57.7% (30-52) vs. Arkansas, Jan. 26, 2013 in Columbia, S.C. Opponent: 61.4% (27-44) Kentucky, Feb. 5, 2013 in Lexington, Ky.
Shot less than 30% from the field:	South Carolina: 28.8% (17-59) at Kentucky, Feb. 5, 2013 in Lexington, Ky. Opponent: 25.9% (15-58), USC Upstate (Nov. 23, 2010) in Columbia
Shot 50% or better from 3-point range (at least 10 attempts):	South Carolina: 58.3% (7-12) vs. Arkansas, Jan. 26, 2013 in Columbia, S.C. Opponent 57.1%(12-21) Florida, Jan. 30, 2013 in Gainesville, Fla.
Shot 20% or less from 3-point range (at least 10 attempts):	South Carolina: 18.8% (3-16) Tennessee, Feb. 10, 2013 in Columbia, S.C. Opponent: 12.5% (2-16) Arkansas, Jan. 26, 2013 in Columbia, S.C.
Dished 20 or more assists:	South Carolina: 20, vs. Auburn, Jan. 12, 2013 in Columbia, S.C. Opponent: 22, vs. North Carolina, Nov. 25, 2011 in Las Vegas, Nevada
Made 35 or more shots:	South Carolina: 35 vs. Elon (Nov. 19, 2010) in Columbia Opponent: 35, Tennessee (March 5, 2009) in Columbia
Attempted 80 or more shots:	South Carolina: 83 vs. WKU (Nov. 27, 2010) in Bowling Green, Ky. Opponent: 83, LSU (Feb. 10, 1996) in Columbia
Attempted 70 or more shots:	South Carolina: 72, vs. Providence, Dec. 1, 2011 in Columbia Opponent: 79, WKU (Nov. 27, 2010) in Bowling Green, Ky.
Made 10 or more 3-pointers:	South Carolina: 10 vs. Jacksonville, Dec. 7, 2012 in Columbia, S.C. Opponent: 12, Florida, Jan. 30, 2013 in Gainesville, Fla.
Did not make a 3-pointer:	South Carolina: 0, vs. Milwaukee, Nov. 11, 2012 in Columbia, S.C. Opponent: 0, Miss. State, Jan. 9, 2013 in Starkville, Miss.
Attempted 30 or more 3-pointers:	South Carolina: 31 vs. Alabama, Jan. 25, 2012 in Columbia, S.C. Opponent: 33, Milwaukee, Nov. 11, 2012 in Columbia, S.C.
Attempted 25 or more 3-pointers:	South Carolina: 27 vs. Rider, Nov. 19, 2012 in Columbia, S.C. Opponent: 27, Missouri, Jan. 22, 2013 in Columbia, Mo..
Made 30 or more free throws:	South Carolina: 32 vs. Vanderbilt (Jan. 28, 2009) in Columbia Opponent: 31, Florida (Feb. 3, 2009) in Gainesville, Fla.
Attempted 40 or more free throws:	South Carolina: 44 vs. Georgia Southern (Nov. 16, 2009) in Columbia Opponent: 40, Florida (Feb. 3, 2009) in Gainesville, Fla.
Swiped 15 or more steals:	South Carolina: 15 vs. Vanderbilt (Jan. 16, 2010) in Columbia Opponent: 17, Indiana (Nov. 8, 1998) in Indianapolis, Ind.
Blocked 12 or more shots:	South Carolina: 12, vs. Vanderbilt, Jan. 8, 2011 in Columbia Opponent: 13, Syracuse (Jan. 21, 1999) in Syracuse, N.Y.
Blocked 8 or more shots:	South Carolina: 8, vs. Appalachian State, Dec. 19, 2012 in Columbia, S.C.. Opponent: 9, Kentucky, Feb. 5, 2013 in Lexington, Ky.
Won by 30 or more points:	South Carolina: 35 vs. SC State (91-56), Jan. 4, 2011 in Columbia Opponent: 39, Florida, Jan. 30, 2013 in Gainesville, Fla.
Won by 20 or more points:	South Carolina: 21, vs. Arkansas, Jan. 26, 2013 in Columbia, S.C. Opponent: 22, Kentucky, Feb. 5, 2013 in Lexington, Ky..
Played a single overtime game:	Win: 82-73 at LSU, Jan. 16, 2013 in Baton Rouge, La. Loss: 69-67, vs. Mississippi State, Feb. 29, 2012 in Columbia, S.C.
Played a double overtime game:	Win: 87-85 vs. WKU (Nov. 27, 2010) in Bowling Green, Ky. Loss: 98-88 vs. Louisville (Feb. 20, 1988) in Columbia
South Carolina played a No. 1 Team in the country:	Win: 68-62 vs. Kentucky (Jan. 26, 2010) in Columbia Loss: 86-52 loss vs. No. 1/1 Kentucky, Feb. 4, 2012, in Columbia, S.C.
South Carolina played a top-5 opponent:	Win: 68-62 vs. No. 1/1 Kentucky (Jan. 26, 2010) in Columbia Loss: 75-36 loss to No. 4/4 Florida (Jan. 30, 2013) in Gainesville, Fla.
South Carolina played a top-10 opponent:	Win: 68-62 vs. No. 1/1 Kentucky (Jan. 26, 2010) in Columbia Loss: 75-36 loss to No. 4/4 Florida (Jan. 30, 2013) in Gainesville, Fla.
South Carolina played a top-25 opponent:	Win: 83-75 (OT) win over No. 22/24 Vanderbilt, Jan. 8, 2011 in Columbia Loss: 75-36 loss to No. 4/4 Florida (Jan. 30, 2013) in Gainesville, Fla.
South Carolina defeated a ranked opponent:	Home: 83-75 vs. No. 22/24 Vanderbilt (Jan. 8, 2011) in Columbia <u>Away: 77-73 at No. 13/19 Vanderbilt (March 6, 2010) in Nashville, Tenn.</u> SEC Home: 83-75 vs. No. 22/24 Vanderbilt (Jan. 8, 2011) in Columbia SEC Away: 77-73 at No. 13/19 Vanderbilt (March 6, 2010) in Nashville, Tenn. Non-conference away: 85-84 at No. 19/20 Baylor (Jan. 2, 2009) in Waco, Texas
A South Carolina win opened up the season:	Home: 82-75 (OT), vs. Milwaukee, Nov. 11, 2012, in Columbia, S.C. Away: 81-63 win at Western Carolina (Nov. 12, 2005) in Cullowhee, N.C. Neutral: 74-61 win vs. Chaminade (Nov. 19, 2001) in Maui, Hawaii (Maui Invite)
South Carolina opened up SEC play:	Home: 83-75 win vs. No. 22/24 Vanderbilt (Jan. 8, 2011) in Columbia Away: 56-54 loss at Miss. State (Jan. 9, 2013) in Starkville, Miss.



2012-13
 South Carolina Combined Team Statistics (as of Feb 10, 2013)
 All games

RECORD:	OVERALL	HOME	AWAY	NEUTRAL
ALL GAMES	12-11	8-6	1-5	3-0
CONFERENCE	2-8	1-4	1-4	0-0
NON-CONFERENCE	10-3	7-2	0-1	3-0

##	Player	gp-gs	min	avg	Total		3-Point		F-Throw		Rebounds				pf	dq	a	to	blk	stl	pts	avg		
					fg-fga	fg%	3fg-fga	3fg%	ft-fa	ft%	off	def	tot	avg										
00	PAGE, LaShay	9-9	220	24.4	32-93	.344	14-45	.311	27-31	.871	4	26	30	3.3	16	0	8	14	1	3	105	11.7		
24	CARRERA, Michael	18-13	387	21.5	66-134	.493	5-9	.556	62-83	.747	48	81	129	7.2	60	3	12	35	11	7	199	11.1		
01	WILLIAMS, Brenton	22-7	476	21.6	67-154	.435	31-78	.397	61-73	.836	5	33	38	1.7	33	0	27	29	4	17	226	10.3		
23	ELLINGTON, Bruce	14-10	437	31.2	48-138	.348	12-45	.267	31-49	.633	9	29	38	2.7	35	1	31	49	2	17	139	9.9		
02	RICHARDSON, Brian	23-7	448	19.5	69-168	.411	35-90	.389	24-33	.727	19	41	60	2.6	42	0	26	25	9	13	197	8.6		
30	JACKSON, Lakeem	23-23	702	30.5	87-150	.580	2-4	.500	17-49	.347	55	91	146	6.3	52	0	49	48	17	16	193	8.4		
05	SMITH, Eric	23-21	628	27.3	47-136	.346	13-50	.260	28-41	.683	7	27	34	1.5	33	0	72	50	1	13	135	5.9		
25	KACINAS, Mindaugas	23-7	496	21.6	49-91	.538	3-17	.176	30-44	.682	43	52	95	4.1	57	1	19	38	15	9	131	5.7		
33	SLAWSON, RJ	23-10	383	16.7	36-81	.444	3-12	.250	32-45	.711	43	43	86	3.7	79	3	15	25	13	14	107	4.7		
32	LEONARD, Damien	21-2	313	14.9	26-89	.292	13-52	.250	13-17	.765	18	30	48	2.3	23	0	11	22	1	8	78	3.7		
14	CHATKEVICIUS, L.	16-6	160	10.0	21-46	.457	1-4	.250	13-21	.619	16	23	39	2.4	26	0	9	19	4	1	56	3.5		
35	STEELE, Brian	3-0	5	1.7	0-1	.000	0-0	.000	2-2	1.000	0	1	1	0.3	1	0	1	1	0	1	2	0.7		
55	PHILLIPS, Shane	8-0	15	1.9	0-2	.000	0-2	.000	0-0	.000	0	0	0	0.0	1	0	1	2	0	0	0	0.0		
12	CONSTABLE, Austin	3-0	5	1.7	0-2	.000	0-1	.000	0-0	.000	1	0	1	0.3	0	0	0	1	0	0	0	0.0		
Team											46	43	89											
Total.....		23	4675		548-1285	.426	132-409	.323	340-488	.697	314	520	834	36.3	458	8	281	364	78	119	1568	68.2		
Opponents.....		23	4675		542-1219	.445	124-380	.326	361-542	.666	246	481	727	31.6	457	-	296	334	106	192	1569	68.2		

TEAM STATISTICS	SC	OPP	Date	Opponent	Score	Att.	
SCORING	1568	1569	& 11/11/12	UW-MILWAUKEE	Wot 82-75	7335	
Points per game	68.2	68.2	11/16/12	MORGAN STATE	w 87-71	8019	
Scoring margin	+0.0	-	& 11/19/12	RIDER	w 88-76	7157	
FIELD GOALS-ATT	548-1285	542-1219	11/21/12	ELON	L 53-65	6754	
Field goal pct	.426	.445	^ 11/24/12	vs Missouri State	Wot 74-67	303	
3 POINT FG-ATT	132-409	124-380	^ 11/25/12	vs UALR	w 74-62	276	
3-point FG pct	.323	.326	% 11/29/12	at St. John's	L 65-89	4902	
3-pt FG made per game	5.7	5.4	12/2/12	CLEMSON	L 55-64	10684	
FREE THROWS-ATT	340-488	361-542	12/7/12	JACKSONVILLE	w 91-74	6980	
Free throw pct	.697	.666	12/19/12	APPALACHIAN STATE	w 74-69	8118	
F-Throws made per game	14.8	15.7	12/22/12	vs Manhattan	w 63-57	0	
REBOUNDS	834	727	12/29/12	PRESBYTERIAN	w 76-60	7344	
Rebounds per game	36.3	31.6	1/5/13	SOUTH CAROLINA STATE	w 80-69	7394	
Rebounding margin	+4.7	-	* 01-09-13	at Mississippi State	L 54-56	6034	
ASSISTS	281	296	* 01-12-13	AUBURN	L 71-74	9117	
Assists per game	12.2	12.9	* 01/16/13	at LSU	Wot 82-73	6654	
TURNOVERS	364	334	* 1/19/13	VANDERBILT	L 51-58	11175	
Turnovers per game	15.8	14.5	* 1-22-13	at Missouri	L 65-71	11830	
Turnover margin	-1.3	-	* 1/26/13	ARKANSAS	w 75-54	10926	
Assist/turnover ratio	0.8	0.9	* 1/30/13	at Florida	L 36-75	10533	
STEALS	119	192	* 2/2/13	GEORGIA	L 56-67	11327	
Steals per game	5.2	8.3	* 02/05/13	at Kentucky	L 55-77	22559	
BLOCKS	78	106	* 2/10/13	TENNESSEE	L 61-66	10101	
Blocks per game	3.4	4.6					
ATTENDANCE	122431	63091					
Home games-Avg/Game	14-8745	6-10419					
Neutral site-Avg/Game	-	3-193					

* = Conference game
 & = Hoops For Hope Classic (Columbia, S.C.)
 ^ = Hoops For Hope Classic (Puerto Vallarta, Mexico)
 % = SEC/BIG EAST Challenge (Queens, N.Y.)

Score by Periods	1st	2nd	OT	Totals
South Carolina	752	771	45	1568
Opponents	729	818	22	1569



2012-13
South Carolina Combined Team Statistics (as of Feb 10, 2013)
Conference games

RECORD:	OVERALL	HOME	AWAY	NEUTRAL
ALL GAMES	2-8	1-4	1-4	0-0
CONFERENCE	2-8	1-4	1-4	0-0
NON-CONFERENCE	0-0	0-0	0-0	0-0

##	Player	gp-gs	min	avg	Total		3-Point		F-Throw		Rebounds				pf	dq	a	to	blk	stl	pts	avg
					fg-fga	fg%	3fg-fga	3fg%	ft-fa	ft%	off	def	tot	avg								
24	CARRERA, Michael	10-7	229	22.9	40-80	.500	3-7	.429	33-46	.717	26	45	71	7.1	33	2	6	17	4	6	116	11.6
23	ELLINGTON, Bruce	10-10	329	32.9	35-105	.333	10-36	.278	20-32	.625	7	19	26	2.6	25	1	27	38	1	14	100	10.0
02	RICHARDSON, Brian	10-5	170	17.0	31-77	.403	15-41	.366	5-9	.556	9	15	24	2.4	15	0	5	8	2	8	82	8.2
01	WILLIAMS, Brenton	9-1	159	17.7	14-56	.250	8-29	.276	20-22	.909	1	14	15	1.7	12	0	9	9	0	5	56	6.2
05	SMITH, Eric	10-8	273	27.3	22-60	.367	7-25	.280	10-14	.714	1	6	7	0.7	12	0	17	13	0	3	61	6.1
30	JACKSON, Lakeem	10-10	285	28.5	24-46	.522	2-3	.667	10-23	.435	17	30	47	4.7	21	0	19	14	8	9	60	6.0
33	SLAWSON, RJ	10-0	164	16.4	14-31	.452	2-7	.286	12-15	.800	16	20	36	3.6	34	1	5	10	4	5	42	4.2
14	CHATKEVICIUS, L.	9-6	93	10.3	11-29	.379	0-3	.000	11-15	.733	7	15	22	2.4	15	0	3	9	4	1	33	3.7
32	LEONARD, Damien	10-1	169	16.9	11-44	.250	5-26	.192	6-8	.750	13	13	26	2.6	11	0	5	7	0	4	33	3.3
25	KACINAS, Mindaugas	10-2	150	15.0	8-22	.364	0-4	.000	7-10	.700	7	14	21	2.1	22	0	5	11	2	4	23	2.3
35	STEELE, Brian	1-0	1	1.0	0-0	.000	0-0	.000	0-0	.000	0	0	0	0.0	0	0	1	0	0	0	0	0.0
55	PHILLIPS, Shane	2-0	3	1.5	0-0	.000	0-0	.000	0-0	.000	0	0	0	0.0	0	0	0	1	0	0	0	0.0
Team											17	17	34				2					
Total.....		10	2025		210-550	.382	52-181	.287	134-194	.691	121	208	329	32.9	200	4	102	139	25	59	606	60.6
Opponents.....		10	2025		223-490	.455	55-167	.329	170-250	.680	101	244	345	34.5	190	-	130	156	47	80	671	67.1

TEAM STATISTICS	SC	OPP	Date	Opponent	Score	Att.
SCORING	606	671	* 01-09-13	at Mississippi State	L 54-56	6034
Points per game	60.6	67.1	* 01-12-13	AUBURN	L 71-74	9117
Scoring margin	-6.5	-	* 01/16/13	at LSU	Wot 82-73	6654
FIELD GOALS-ATT	210-550	223-490	* 1/19/13	VANDERBILT	L 51-58	11175
Field goal pct	.382	.455	* 1-22-13	at Missouri	L 65-71	11830
3 POINT FG-ATT	52-181	55-167	* 1/26/13	ARKANSAS	w 75-54	10926
3-point FG pct	.287	.329	* 1/30/13	at Florida	L 36-75	10533
3-pt FG made per game	5.2	5.5	* 2/2/13	GEORGIA	L 56-67	11327
FREE THROWS-ATT	134-194	170-250	* 02/05/13	at Kentucky	L 55-77	22559
Free throw pct	.691	.680	* 2/10/13	TENNESSEE	L 61-66	10101
F-Throws made per game	13.4	17.0				
REBOUNDS	329	345				
Rebounds per game	32.9	34.5				
Rebounding margin	-1.6	-				
ASSISTS	102	130				
Assists per game	10.2	13.0				
TURNOVERS	139	156				
Turnovers per game	13.9	15.6				
Turnover margin	+1.7	-				
Assist/turnover ratio	0.7	0.8				
STEALS	59	80				
Steals per game	5.9	8.0				
BLOCKS	25	47				
Blocks per game	2.5	4.7				
ATTENDANCE	52646	57610				
Home games-Avg/Game	5-10529	5-11522				
Neutral site-Avg/Game	-	0-0				

* = Conference game
 & = Hoops For Hope Classic (Columbia, S.C.)
 ^ = Hoops For Hope Classic (Puerto Vallarta, Mexico)
 % = SEC/BIG EAST Challenge (Queens, N.Y.)

Score by Periods	1st	2nd	OT	Totals
South Carolina	290	303	13	606
Opponents	313	354	4	671



2012-13
 South Carolina Team Game-by-Game Comparison (as of Feb 12, 2013)
 All games

Opponent	1st	2nd	Score	Mar	Total FG	FG Pct	3-Pointers	3FG Pct	Free Throws	FT Pct	Rebounds	Assist	T/Over	Block	Steal	Fouls
UW-MILWAUKEE	23/38	43/28	82-75	+7	28-63/26-67	.444/.388	0-11/14-33	.000/.424	26-31/9-19	.839/.474	45/33 +12	11/17	17/15	7/3	5/7	16/24
MORGAN STATE	45/41	42/30	87-71	+16	30-57/28-53	.526/.528	6-16/2-13	.375/.154	21-26/13-20	.808/.650	35/22 +13	10/13	20/20	2/4	5/11	20/20
RIDER	44/37	44/39	88-76	+12	32-60/27-53	.533/.509	13-27/6-14	.481/.429	11-14/16-21	.786/.762	33/23 +10	22/13	18/17	2/2	5/9	20/13
ELON	23/31	30/34	53-65	(12)	18-56/26-57	.321/.456	6-19/8-15	.316/.533	11-17/5-11	.647/.455	43/30 +13	10/13	22/14	5/6	7/12	16/19
Missouri State	28/33	30/25	74-67	+7	22-39/23-59	.564/.390	8-18/5-19	.444/.263	22-28/16-28	.786/.571	33/29 +4	13/7	25/13	5/0	2/10	24/24
UALR	39/22	35/40	74-62	+12	28-50/23-57	.560/.404	6-16/5-16	.375/.313	12-17/11-23	.706/.478	40/25 +15	14/14	21/12	5/3	9/11	20/18
St. John's	26/38	39/51	65-89	(24)	24-65/33-58	.369/.569	5-23/7-14	.217/.500	12-21/16-24	.571/.667	43/31 +12	10/19	12/7	1/9	2/8	17/18
CLEMSON	27/28	28/36	55-64	(9)	18-52/17-39	.346/.436	4-15/3-11	.267/.273	15-22/27-37	.682/.730	36/29 +7	10/8	19/13	4/8	3/10	28/25
JACKSONVILLE	57/30	34/44	91-74	+17	31-56/26-68	.554/.382	10-16/3-20	.625/.150	19-29/19-28	.655/.679	42/31 +11	20/11	17/7	6/8	3/7	25/22
APPALACHIAN STATE	37/35	37/34	74-69	+5	28-61/23-63	.459/.365	5-15/4-14	.333/.286	13-19/19-22	.684/.864	37/40 (3)	18/12	17/17	8/4	4/6	21/24
Manhattan	36/30	27/27	63-57	+6	20-49/18-45	.408/.400	6-20/8-24	.300/.333	17-25/13-24	.680/.542	42/23 +19	10/16	19/13	1/4	6/13	19/21
PRESBYTERIAN	40/24	36/36	76-60	+16	27-56/23-49	.482/.469	7-16/4-13	.438/.308	15-24/10-13	.625/.769	34/25 +9	15/10	9/15	4/4	5/5	14/18
SOUTH CAROLINA STATE	37/29	43/40	80-69	+11	32-71/26-61	.451/.426	4-16/0-7	.250/.000	12-21/17-22	.571/.773	42/41 +1	16/13	9/15	3/4	4/3	18/21
Mississippi State	26/26	28/30	54-56	(2)	20-51/19-49	.392/.388	8-21/0-10	.381/.000	6-11/18-25	.545/.720	38/29 +9	10/8	24/17	5/8	7/14	20/15
AUBURN	39/38	32/36	71-74	(3)	26-57/24-41	.456/.585	8-20/8-18	.400/.444	11-16/18-28	.688/.643	31/24 +7	20/14	15/17	3/3	4/9	24/23
LSU	35/33	34/36	82-73	+9	26-58/26-64	.448/.406	2-14/8-27	.143/.296	28-37/13-16	.757/.813	36/40 (4)	9/15	15/22	2/3	6/9	16/26
VANDERBILT	19/24	32/34	51-58	(7)	14-59/16-37	.237/.432	4-21/6-13	.190/.462	19-25/20-33	.760/.606	33/40 (7)	7/15	7/18	2/2	9/1	24/21
Missouri	35/27	30/44	65-71	(6)	24-65/19-57	.369/.333	6-20/5-27	.300/.185	11-17/28-36	.647/.778	43/44 (1)	9/10	13/13	2/2	6/10	24/19
ARKANSAS	43/26	32/28	75-54	+21	30-52/21-61	.577/.344	7-12/2-16	.583/.125	8-17/10-15	.471/.667	42/26 +16	17/13	18/9	5/5	2/10	13/19
Florida	10/33	26/42	36-75	(39)	14-45/28-53	.311/.528	2-14/12-21	.143/.571	6-9/7-16	.667/.438	24/38 (14)	8/18	17/12	0/3	7/13	15/9
GEORGIA	30/29	26/38	56-67	(11)	19-53/25-43	.358/.581	7-20/6-13	.350/.462	11-13/11-16	.846/.688	27/30 (3)	9/14	10/13	2/6	6/4	19/15
Kentucky	24/45	31/32	55-77	(22)	17-59/27-44	.288/.614	5-23/5-8	.217/.625	16-24/18-28	.667/.643	25/42 (17)	5/13	7/17	3/9	5/3	23/20
TENNESSEE	29/32	32/34	61-66	(5)	20-51/18-41	.392/.439	3-16/3-14	.188/.214	18-25/27-37	.720/.730	30/32 (2)	8/10	13/18	1/6	7/7	22/23

Note: Game totals are displayed in the format TEAM/OPPONENT for each category



2012-13
 South Carolina Category Leaders (as of Feb 12, 2013)
 All games

Points	G	Pts	Pts/G
WILLIAMS, Brenton	22	226	10.3
CARRERA, Michael	18	199	11.1
RICHARDSON, Brian	23	197	8.6
JACKSON, Lakeem	23	193	8.4
ELLINGTON, Bruce	14	139	9.9
SMITH, Eric	23	135	5.9
KACINAS, Mindaugas	23	131	5.7
SLAWSON, RJ	23	107	4.7
PAGE, LaShay	9	105	11.7
LEONARD, Damien	21	78	3.7
CHATKEVICIUS, L.	16	56	3.5
STEELE, Brian	3	2	0.7

FG Percentage	FG	Att	Pct
JACKSON, Lakeem	87	150	.580
KACINAS, Mindaugas	49	91	.538
CARRERA, Michael	66	134	.493
CHATKEVICIUS, L.	21	46	.457
SLAWSON, RJ	36	81	.444
WILLIAMS, Brenton	67	154	.435
RICHARDSON, Brian	69	168	.411
ELLINGTON, Bruce	48	138	.348
SMITH, Eric	47	136	.346
PAGE, LaShay	32	93	.344
LEONARD, Damien	26	89	.292
STEELE, Brian	0	1	.000
PHILLIPS, Shane	0	2	.000
CONSTABLE, Austin	0	2	.000

3-Point Percentage	3FG	Att	Pct
CARRERA, Michael	5	9	.556
JACKSON, Lakeem	2	4	.500
WILLIAMS, Brenton	31	78	.397
RICHARDSON, Brian	35	90	.389
PAGE, LaShay	14	45	.311
ELLINGTON, Bruce	12	45	.267
SMITH, Eric	13	50	.260
LEONARD, Damien	13	52	.250
CHATKEVICIUS, L.	1	4	.250
SLAWSON, RJ	3	12	.250
KACINAS, Mindaugas	3	17	.176
CONSTABLE, Austin	0	1	.000
PHILLIPS, Shane	0	2	.000

Free Throw Percent	FG	Att	Pct
STEELE, Brian	2	2	1.000
PAGE, LaShay	27	31	.871
WILLIAMS, Brenton	61	73	.836
LEONARD, Damien	13	17	.765
CARRERA, Michael	62	83	.747
RICHARDSON, Brian	24	33	.727
SLAWSON, RJ	32	45	.711
SMITH, Eric	28	41	.683
KACINAS, Mindaugas	30	44	.682
ELLINGTON, Bruce	31	49	.633
CHATKEVICIUS, L.	13	21	.619
JACKSON, Lakeem	17	49	.347

Scoring Average	G	Pts	Avg/G
PAGE, LaShay	9	105	11.7
CARRERA, Michael	18	199	11.1
WILLIAMS, Brenton	22	226	10.3
ELLINGTON, Bruce	14	139	9.9
RICHARDSON, Brian	23	197	8.6
JACKSON, Lakeem	23	193	8.4
SMITH, Eric	23	135	5.9
KACINAS, Mindaugas	23	131	5.7
SLAWSON, RJ	23	107	4.7
LEONARD, Damien	21	78	3.7
CHATKEVICIUS, L.	16	56	3.5
STEELE, Brian	3	2	0.7

Field Goal Attempts	G	Att	Att/G
RICHARDSON, Brian	23	168	7.3
WILLIAMS, Brenton	22	154	7.0
JACKSON, Lakeem	23	150	6.5
ELLINGTON, Bruce	14	138	9.9
SMITH, Eric	23	136	5.9

Field Goals Made	G	Made	Made/G
JACKSON, Lakeem	23	87	3.8
RICHARDSON, Brian	23	69	3.0
WILLIAMS, Brenton	22	67	3.0
CARRERA, Michael	18	66	3.7
KACINAS, Mindaugas	23	49	2.1

3-Point FG Attempts	G	Att	Att/G
RICHARDSON, Brian	23	90	3.9
WILLIAMS, Brenton	22	78	3.5
LEONARD, Damien	21	52	2.5
SMITH, Eric	23	50	2.2
ELLINGTON, Bruce	14	45	3.2
PAGE, LaShay	9	45	5.0

3-Point FG Made	G	Made	Made/G
RICHARDSON, Brian	23	35	1.5
WILLIAMS, Brenton	22	31	1.4
PAGE, LaShay	9	14	1.6
LEONARD, Damien	21	13	0.6
SMITH, Eric	23	13	0.6

Free Throw Attempts	G	Att	Att/G
CARRERA, Michael	18	83	4.6
WILLIAMS, Brenton	22	73	3.3
JACKSON, Lakeem	23	49	2.1
ELLINGTON, Bruce	14	49	3.5
SLAWSON, RJ	23	45	2.0

Free Throws Made	G	Made	Made/G
CARRERA, Michael	18	62	3.4
WILLIAMS, Brenton	22	61	2.8
SLAWSON, RJ	23	32	1.4
ELLINGTON, Bruce	14	31	2.2
KACINAS, Mindaugas	23	30	1.3



2012-13
 South Carolina Category Leaders (as of Feb 12, 2013)
 All games

Rebounds	G	Reb	Reb/G
JACKSON, Lakeem	23	146	6.3
CARRERA, Michael	18	129	7.2
KACINAS, Mindaugas	23	95	4.1
SLAWSON, RJ	23	86	3.7
RICHARDSON, Brian	23	60	2.6

Rebound Average	G	Reb	Avg/G
CARRERA, Michael	18	129	7.2
JACKSON, Lakeem	23	146	6.3
KACINAS, Mindaugas	23	95	4.1
SLAWSON, RJ	23	86	3.7
PAGE, LaShay	9	30	3.3

Offensive Rebounds	G	No.	Avg/G
JACKSON, Lakeem	23	55	2.4
CARRERA, Michael	18	48	2.7
SLAWSON, RJ	23	43	1.9
KACINAS, Mindaugas	23	43	1.9
RICHARDSON, Brian	23	19	0.8

Defensive Rebounds	G	No.	Avg/G
JACKSON, Lakeem	23	91	4.0
CARRERA, Michael	18	81	4.5
KACINAS, Mindaugas	23	52	2.3
SLAWSON, RJ	23	43	1.9
RICHARDSON, Brian	23	41	1.8

Fouls	G	No.	Per/G
SLAWSON, RJ	23	79	3.4
CARRERA, Michael	18	60	3.3
KACINAS, Mindaugas	23	57	2.5
JACKSON, Lakeem	23	52	2.3
RICHARDSON, Brian	23	42	1.8

Foulsouts	G	No.
CARRERA, Michael	18	3
SLAWSON, RJ	23	3
ELLINGTON, Bruce	14	1
KACINAS, Mindaugas	23	1

Assists	G	No.	Ast/G
SMITH, Eric	23	72	3.1
JACKSON, Lakeem	23	49	2.1
ELLINGTON, Bruce	14	31	2.2
WILLIAMS, Brenton	22	27	1.2
RICHARDSON, Brian	23	26	1.1

Steals	G	No.	Stl/G
WILLIAMS, Brenton	22	17	0.8
ELLINGTON, Bruce	14	17	1.2
JACKSON, Lakeem	23	16	0.7
SLAWSON, RJ	23	14	0.6
RICHARDSON, Brian	23	13	0.6
SMITH, Eric	23	13	0.6

Blocked Shots	G	No.	Blk/G
JACKSON, Lakeem	23	17	0.7
KACINAS, Mindaugas	23	15	0.7
SLAWSON, RJ	23	13	0.6
CARRERA, Michael	18	11	0.6
RICHARDSON, Brian	23	9	0.4

Minutes	G	No.	Min/G
JACKSON, Lakeem	23	702	30.5
SMITH, Eric	23	628	27.3
KACINAS, Mindaugas	23	496	21.6
WILLIAMS, Brenton	22	476	21.6
RICHARDSON, Brian	23	448	19.5

Turnovers	G	No.	TO/G
SMITH, Eric	23	50	2.2
ELLINGTON, Bruce	14	49	3.5
JACKSON, Lakeem	23	48	2.1
KACINAS, Mindaugas	23	38	1.7
CARRERA, Michael	18	35	1.9



2012-13
South Carolina Team High/Low Analysis (as of Feb 12, 2013)
All games

South Carolina - TEAM GAME HIGHS

POINTS	91	JACKSONVILLE (12/7/12)
	88	RIDER (11/19/12)
	87	MORGAN STATE (11/16/12)
	82	at LSU (01/16/13)
	82	UW-MILWAUKEE (11/11/12)
FIELD GOALS MADE	32	SOUTH CAROLINA STATE (1/5/13)
	32	RIDER (11/19/12)
FIELD GOAL ATTEMPTS	71	SOUTH CAROLINA STATE (1/5/13)
	65	at Missouri (1-22-13)
	65	at St. John's (11/29/12)
FIELD GOAL PERCENTAGE	.577 (30-52)	ARKANSAS (1/26/13)
	.564 (22-39)	vs Missouri State (11/24/12)
3 PT FIELD GOALS MADE	13	RIDER (11/19/12)
	10	JACKSONVILLE (12/7/12)
3 PT FG ATTEMPTS	27	RIDER (11/19/12)
	23	at Kentucky (02/05/13)
	23	at St. John's (11/29/12)
3 PT FG PERCENTAGE	.625 (10-16)	JACKSONVILLE (12/7/12)
	.583 (7-12)	ARKANSAS (1/26/13)
FREE THROWS MADE	28	at LSU (01/16/13)
	26	UW-MILWAUKEE (11/11/12)
FREE THROW ATTEMPTS	37	at LSU (01/16/13)
	31	UW-MILWAUKEE (11/11/12)
FREE THROW PERCENTAGE	.846 (11-13)	GEORGIA (2/2/13)
	.839 (26-31)	UW-MILWAUKEE (11/11/12)
REBOUNDS	45	UW-MILWAUKEE (11/11/12)
	43	at Missouri (1-22-13)
	43	at St. John's (11/29/12)
	43	ELON (11/21/12)
ASSISTS	22	RIDER (11/19/12)
	20	AUBURN (01-12-13)
	20	JACKSONVILLE (12/7/12)
STEALS	9	VANDERBILT (1/19/13)
	9	vs UALR (11/25/12)
BLOCKED SHOTS	8	APPALACHIAN STATE (12/19/12)
	7	UW-MILWAUKEE (11/11/12)
TURNOVERS	25	vs Missouri State (11/24/12)
	24	at Mississippi State (01-09-13)
FOULS	28	CLEMSON (12/2/12)
	25	JACKSONVILLE (12/7/12)



2012-13
South Carolina High/Low Analysis (as of Feb 12, 2013)
All games

Opponent - GAME HIGHS

POINTS	89	at St. John's (11/29/12)
	77	at Kentucky (02/05/13)
	76	RIDER (11/19/12)
	75	at Florida (1/30/13)
	75	UW-MILWAUKEE (11/11/12)
FIELD GOALS MADE	33	at St. John's (11/29/12)
	28	at Florida (1/30/13)
	28	MORGAN STATE (11/16/12)
FIELD GOAL ATTEMPTS	68	JACKSONVILLE (12/7/12)
	67	UW-MILWAUKEE (11/11/12)
FIELD GOAL PERCENTAGE	.614 (27-44)	at Kentucky (02/05/13)
	.585 (24-41)	AUBURN (01-12-13)
3 PT FIELD GOALS MADE	14	UW-MILWAUKEE (11/11/12)
	12	at Florida (1/30/13)
3 PT FG ATTEMPTS	33	UW-MILWAUKEE (11/11/12)
	27	at Missouri (1-22-13)
	27	at LSU (01/16/13)
3 PT FG PERCENTAGE	.625 (5-8)	at Kentucky (02/05/13)
	.571 (12-21)	at Florida (1/30/13)
FREE THROWS MADE	28	at Missouri (1-22-13)
	27	TENNESSEE (2/10/13)
	27	CLEMSON (12/2/12)
FREE THROW ATTEMPTS	37	TENNESSEE (2/10/13)
	37	CLEMSON (12/2/12)
FREE THROW PERCENTAGE	.864 (19-22)	APPALACHIAN STATE (12/19/12)
	.813 (13-16)	at LSU (01/16/13)
REBOUNDS	44	at Missouri (1-22-13)
	42	at Kentucky (02/05/13)
ASSISTS	19	at St. John's (11/29/12)
	18	at Florida (1/30/13)
STEALS	14	at Mississippi State (01-09-13)
	13	at Florida (1/30/13)
	13	vs Manhattan (12/22/12)
BLOCKED SHOTS	9	at Kentucky (02/05/13)
	9	at St. John's (11/29/12)
TURNOVERS	22	at LSU (01/16/13)
	20	MORGAN STATE (11/16/12)
FOULS	26	at LSU (01/16/13)
	25	CLEMSON (12/2/12)



2012-13
South Carolina High/Low Analysis (as of Feb 12, 2013)
All games

South Carolina - GAME LOWS

POINTS	36		at Florida (1/30/13)
	51		VANDERBILT (1/19/13)
	53		ELON (11/21/12)
	54		at Mississippi State (01-09-13)
	55		CLEMSON (12/2/12)
	55		at Kentucky (02/05/13)
FIELD GOALS MADE	14		VANDERBILT (1/19/13)
	14		at Florida (1/30/13)
FIELD GOAL ATTEMPTS	39		vs Missouri State (11/24/12)
	45		at Florida (1/30/13)
FIELD GOAL PERCENTAGE	.237	(14-59)	VANDERBILT (1/19/13)
	.288	(17-59)	at Kentucky (02/05/13)
3 PT FIELD GOALS MADE	0		UW-MILWAUKEE (11/11/12)
	2		at LSU (01/16/13)
	2		at Florida (1/30/13)
3 PT FG ATTEMPTS	11		UW-MILWAUKEE (11/11/12)
	12		ARKANSAS (1/26/13)
3 PT FG PERCENTAGE	.000	(0-11)	UW-MILWAUKEE (11/11/12)
	.143	(2-14)	at LSU (01/16/13)
	.143	(2-14)	at Florida (1/30/13)
FREE THROWS MADE	6		at Mississippi State (01-09-13)
	6		at Florida (1/30/13)
FREE THROW ATTEMPTS	9		at Florida (1/30/13)
	11		at Mississippi State (01-09-13)
FREE THROW PERCENTAGE	.471	(8-17)	ARKANSAS (1/26/13)
	.545	(6-11)	at Mississippi State (01-09-13)
REBOUNDS	24		at Florida (1/30/13)
	25		at Kentucky (02/05/13)
ASSISTS	5		at Kentucky (02/05/13)
	7		VANDERBILT (1/19/13)
STEALS	2		vs Missouri State (11/24/12)
	2		at St. John's (11/29/12)
	2		ARKANSAS (1/26/13)
BLOCKED SHOTS	0		at Florida (1/30/13)
	1		at St. John's (11/29/12)
	1		vs Manhattan (12/22/12)
	1		TENNESSEE (2/10/13)
TURNOVERS	7		VANDERBILT (1/19/13)
	7		at Kentucky (02/05/13)
FOULS	13		ARKANSAS (1/26/13)
	14		PRESBYTERIAN (12/29/12)



2012-13
 South Carolina High/Low Analysis (as of Feb 12, 2013)
 All games

Opponent - GAME LOWS

POINTS	54	ARKANSAS (1/26/13)
	56	at Mississippi State (01-09-13)
	57	vs Manhattan (12/22/12)
	58	VANDERBILT (1/19/13)
	60	PRESBYTERIAN (12/29/12)
FIELD GOALS MADE	16	VANDERBILT (1/19/13)
	17	CLEMSON (12/2/12)
FIELD GOAL ATTEMPTS	37	VANDERBILT (1/19/13)
	39	CLEMSON (12/2/12)
FIELD GOAL PERCENTAGE	.333 (19-57)	at Missouri (1-22-13)
	.344 (21-61)	ARKANSAS (1/26/13)
3 PT FIELD GOALS MADE	0	SOUTH CAROLINA STATE (1/5/13)
	0	at Mississippi State (01-09-13)
3 PT FG ATTEMPTS	7	SOUTH CAROLINA STATE (1/5/13)
	8	at Kentucky (02/05/13)
3 PT FG PERCENTAGE	.000 (0-7)	SOUTH CAROLINA STATE (1/5/13)
	.000 (0-10)	at Mississippi State (01-09-13)
FREE THROWS MADE	5	ELON (11/21/12)
	7	at Florida (1/30/13)
FREE THROW ATTEMPTS	11	ELON (11/21/12)
	13	PRESBYTERIAN (12/29/12)
FREE THROW PERCENTAGE	.438 (7-16)	at Florida (1/30/13)
	.455 (5-11)	ELON (11/21/12)
REBOUNDS	22	MORGAN STATE (11/16/12)
	23	RIDER (11/19/12)
	23	vs Manhattan (12/22/12)
ASSISTS	7	vs Missouri State (11/24/12)
	8	CLEMSON (12/2/12)
	8	at Mississippi State (01-09-13)
STEALS	1	VANDERBILT (1/19/13)
	3	SOUTH CAROLINA STATE (1/5/13)
	3	at Kentucky (02/05/13)
BLOCKED SHOTS	0	vs Missouri State (11/24/12)
	2	RIDER (11/19/12)
	2	VANDERBILT (1/19/13)
	2	at Missouri (1-22-13)
TURNOVERS	7	at St. John's (11/29/12)
	7	JACKSONVILLE (12/7/12)
FOULS	9	at Florida (1/30/13)
	13	RIDER (11/19/12)



2012-13
South Carolina Player High/Low Analysis (as of Feb 12, 2013)
All games

South Carolina - I N D I V I D U A L G A M E H I G H S

Points	23		CARRERA, Michael at LSU (01/16/13)
	22		PAGE, LaShay vs Missouri State (11/24/12)
	22		WILLIAMS, Brenton vs Rider (11/19/12)
	20		RICHARDSON, Brian vs Arkansas (1/26/13)
	20		RICHARDSON, Brian at Mississippi State (01-09-13)
	20		PAGE, LaShay vs Morgan State (11/16/12)
Field Goals Made	8		RICHARDSON, Brian vs Arkansas (1/26/13)
	8		ELLINGTON, Bruce vs Auburn (01-12-13)
	8		JACKSON, Lakeem vs South Carolina State (1/5/13)
	8		JACKSON, Lakeem vs Appalachian State (12/19/12)
	8		KACINAS, Mindaugas vs Rider (11/19/12)
Field Goal Att.	19		RICHARDSON, Brian at Mississippi State (01-09-13)
	18		PAGE, LaShay vs UW-Milwaukee (11/11/12)
FG Pct (min 5 made)	1.000	(7-7)	WILLIAMS, Brenton vs UALR (11/25/12)
	.875	(7-8)	JACKSON, Lakeem vs Rider (11/19/12)
3-Point FG Made	5		LEONARD, Damien vs Auburn (01-12-13)
	5		RICHARDSON, Brian at Mississippi State (01-09-13)
	5		WILLIAMS, Brenton vs Rider (11/19/12)
3-Point FG Att.	11		RICHARDSON, Brian at Mississippi State (01-09-13)
	8		LEONARD, Damien vs Auburn (01-12-13)
	8		WILLIAMS, Brenton vs Manhattan (12/22/12)
	8		WILLIAMS, Brenton vs Rider (11/19/12)
3-Pt FG Pct (min 2 made)	1.000	(4-4)	RICHARDSON, Brian vs Jacksonville (12/7/12)
	1.000	(2-2)	ELLINGTON, Bruce vs Arkansas (1/26/13)
	1.000	(2-2)	WILLIAMS, Brenton vs Appalachian State (12/19/12)
	1.000	(2-2)	ELLINGTON, Bruce vs Appalachian State (12/19/12)
Free Throws Made	9		WILLIAMS, Brenton at LSU (01/16/13)
	9		CARRERA, Michael at LSU (01/16/13)
Free Throw Att.	10		CARRERA, Michael at LSU (01/16/13)
	10		WILLIAMS, Brenton at LSU (01/16/13)
	10		ELLINGTON, Bruce vs Jacksonville (12/7/12)
FT Pct (min 3 made)	1.000	(8-8)	WILLIAMS, Brenton vs UW-Milwaukee (11/11/12)
	1.000	(6-6)	PAGE, LaShay vs Morgan State (11/16/12)
	1.000	(5-5)	PAGE, LaShay vs Appalachian State (12/19/12)
	1.000	(5-5)	CARRERA, Michael vs UW-Milwaukee (11/11/12)
	1.000	(4-4)	CHATKEVICIUS, L. at Missouri (1-22-13)
	1.000	(4-4)	CARRERA, Michael vs Auburn (01-12-13)
	1.000	(4-4)	WILLIAMS, Brenton vs Clemson (12/2/12)
	1.000	(3-3)	SMITH, Eric vs Vanderbilt (1/19/13)
	1.000	(3-3)	KACINAS, Mindaugas vs Clemson (12/2/12)
	1.000	(3-3)	PAGE, LaShay vs UALR (11/25/12)
	1.000	(3-3)	RICHARDSON, Brian vs Rider (11/19/12)
	1.000	(3-3)	WILLIAMS, Brenton vs Rider (11/19/12)
	1.000	(3-3)	WILLIAMS, Brenton vs Morgan State (11/16/12)
Rebounds	15		JACKSON, Lakeem vs UALR (11/25/12)
	15		CARRERA, Michael vs UW-Milwaukee (11/11/12)
Assists	9		SMITH, Eric vs Appalachian State (12/19/12)
	7		SMITH, Eric vs South Carolina State (1/5/13)
	7		SMITH, Eric vs Jacksonville (12/7/12)
Steals	3		CARRERA, Michael vs Georgia (2/2/13)
	3		ELLINGTON, Bruce vs Vanderbilt (1/19/13)
	3		ELLINGTON, Bruce at LSU (01/16/13)
	3		SMITH, Eric vs UALR (11/25/12)

Blocked Shots	4	JACKSON, Lakeem at Mississippi State (01-09-13)
	3	SLAWSON, RJ vs Presbyterian (12/29/12)
	3	KACINAS, Mindaugas vs Appalachian State (12/19/12)
	3	CARRERA, Michael vs UW-Milwaukee (11/11/12)
Turnovers	9	ELLINGTON, Bruce at Mississippi State (01-09-13)
	7	ELLINGTON, Bruce at Florida (1/30/13)
	7	SMITH, Eric vs Manhattan (12/22/12)
Fouls	5	CARRERA, Michael at Missouri (1-22-13)
	5	SLAWSON, RJ at Missouri (1-22-13)
	5	ELLINGTON, Bruce vs Vanderbilt (1/19/13)
	5	CARRERA, Michael vs Auburn (01-12-13)
	5	CARRERA, Michael vs Clemson (12/2/12)
	5	KACINAS, Mindaugas vs Clemson (12/2/12)
	5	SLAWSON, RJ vs UALR (11/25/12)
	5	SLAWSON, RJ vs Morgan State (11/16/12)



2012-13
South Carolina Opponent High/Low Analysis (as of Feb 12, 2013)
All games

OPPONENT INDIVIDUAL GAME HIGHS

Points	28		AARON, Jordan vs UW-Milwaukee (11/11/12)
	26		HARRISON, D'Angelo at St. John's (11/29/12)
	26		Lindsey, Nurideen vs Rider (11/19/12)
	24		HEZEKIAH,Matthew vs South Carolina State (1/5/13)
	22		POWELL, Marshawn vs Arkansas (1/26/13)
Field Goals Made	12		HEZEKIAH,Matthew vs South Carolina State (1/5/13)
	9		POWELL, Marshawn vs Arkansas (1/26/13)
	9		Lindsey, Nurideen vs Rider (11/19/12)
	9		BLACK,Justin vs Morgan State (11/16/12)
	9		AARON, Jordan vs UW-Milwaukee (11/11/12)
Field Goal Att.	24		AARON, Jordan vs UW-Milwaukee (11/11/12)
	18		Ross, Earnest at Missouri (1-22-13)
	18		HEZEKIAH,Matthew vs South Carolina State (1/5/13)
FG Pct (min 5 made)	1.000	(6-6)	Harrow, Ryan at Kentucky (02/05/13)
	1.000	(6-6)	Greene Jr, Brian vs Auburn (01-12-13)
3-Point FG Made	7		AARON, Jordan vs UW-Milwaukee (11/11/12)
	6		Richards, Shane vs Manhattan (12/22/12)
3-Point FG Att.	14		AARON, Jordan vs UW-Milwaukee (11/11/12)
	11		HICKEY, Anthony at LSU (01/16/13)
	11		Richards, Shane vs Manhattan (12/22/12)
3-Pt FG Pct (min 2 made)	1.000	(2-2)	Murphy, Erik at Florida (1/30/13)
	1.000	(2-2)	FULLER, Kyle vs Vanderbilt (1/19/13)
	1.000	(2-2)	Greene Jr, Brian vs Auburn (01-12-13)
	1.000	(2-2)	GREENE IV, Phil at St. John's (11/29/12)
	1.000	(2-2)	HAARMSMA, James vs UW-Milwaukee (11/11/12)
Free Throws Made	10		Oriakhi, Alex at Missouri (1-22-13)
	9		Hall, Rod vs Clemson (12/2/12)
Free Throw Att.	13		Stokes,Jarnell vs Tennessee (2/10/13)
	12		Goodwin, Archie at Kentucky (02/05/13)
	12		Hall, Rod vs Clemson (12/2/12)
FT Pct (min 3 made)	1.000	(10-10)	Oriakhi, Alex at Missouri (1-22-13)
	1.000	(8-8)	ADAMS,Adama vs South Carolina State (1/5/13)
	1.000	(7-7)	HUBBARD,Anthony vs Morgan State (11/16/12)
	1.000	(6-6)	CANTY, Jay vs Appalachian State (12/19/12)
	1.000	(4-4)	McRae,Jordan vs Tennessee (2/10/13)
	1.000	(4-4)	CARMOUCHE, Charles at LSU (01/16/13)
	1.000	(4-4)	FLEMING, Kordario vs Jacksonville (12/7/12)
	1.000	(4-4)	Marcus Marshall vs Missouri State (11/24/12)
	1.000	(3-3)	Mays, Julius at Kentucky (02/05/13)
	1.000	(3-3)	Poythress, Alex at Kentucky (02/05/13)
	1.000	(3-3)	BASKIN, Tevin vs Appalachian State (12/19/12)
	1.000	(3-3)	TRICE, Jamaal vs Appalachian State (12/19/12)
	1.000	(3-3)	HAYWOOD, Jarvis vs Jacksonville (12/7/12)
	1.000	(3-3)	Neighbour, Will vs UALR (11/25/12)
Rebounds	14		HEZEKIAH,Matthew vs South Carolina State (1/5/13)
	13		POWELL, Marshawn vs Arkansas (1/26/13)
Assists	7		Boynton, Kenny at Florida (1/30/13)
	7		Pressey, Phil at Missouri (1-22-13)
	7		Wallace,Josh vs Auburn (01-12-13)
	7		NEAL, Mike vs Appalachian State (12/19/12)
Steals	5		Fred Thomas at Mississippi State (01-09-13)
	5		JACKSON,DeWayne vs Morgan State (11/16/12)
Blocked Shots	5		Noel, Nerlens at Kentucky (02/05/13)

	5	McDaniels, K.J. vs Clemson (12/2/12)
Turnovers	8	JACKSON,DeWayne vs Morgan State (11/16/12)
	7	Craig Sword at Mississippi State (01-09-13)
Fouls	5	Chievous,Quinton vs Tennessee (2/10/13)
	5	Oriakhi, Alex at Missouri (1-22-13)
	5	O'BRYANT,III, Johnny at LSU (01/16/13)
	5	Johnson,Noel vs Auburn (01-12-13)
	5	DOWNING, Jordan vs Presbyterian (12/29/12)
	5	Brown, Rhamel vs Manhattan (12/22/12)
	5	BASKIN, Tevin vs Appalachian State (12/19/12)
	5	Harrison, Damarcus vs Clemson (12/2/12)
	5	WINTERS, Ryan vs Elon (11/21/12)
	5	HUBBARD,Anthony vs Morgan State (11/16/12)
	5	AARON, Jordan vs UW-Milwaukee (11/11/12)