



2012-13 SOUTH CAROLINA BASKETBALL

OPENING TIP

Date: Wednesday, March 13, 2013
Tipoff: 7:30 p.m. ET
Location: Nashville, Tenn.
Arena: Bridgestone Arena (18,160)
Series: Miss. State leads 17-9 (SC leads 2-1 in neutral site contests)
Last Meeting: South Carolina win, 79-72 on March 6, 2013 in Columbia, S.C.
Broadcast: SEC Network (check local listings)
Talent: Dave Neal (pxp), Jon Sundvold (analyst)
Radio: Gamecock IMG Radio Network
Sirius: 126; **XM:** 199
Talent: Andy Demetra (pxp), Casey Manning (analyst)
Tickets: GamecocksOnline.com
Live Stats: GamecocksOnline.com

GAME 32



**SOUTH CAROLINA
 GAMECOCKS**
(14-17, 4-14 SEC)
NO. 12 SEED

- VS -

**MISSISSIPPI STATE
 BULLDOGS**
(9-21, 4-14 SEC)
NO. 13 SEED



Ranking: AP/Coaches (-)
Head Coach: Frank Martin
Record at SC: 14-17 (1st)
Career Rec.: 131-71 (6th)
vs. MSU: 1-1
SID: Emily Feeny

Stat Leaders (per game):
Points: Williams (11.1)
Rebounds: Carrera (7.3)
Assists: Smith (3.1)
Blocks: Jackson (0.7)
Steals: Ellington (1.3)

Ranking: AP/Coaches (-)
Head Coach: Rick Ray
Record at MSU: 9-21 (1st)
Career Rec.: Same
vs. SC: 1-1
SID: Gregg Ellis

Stat Leaders (per game):
Points: Sword (10.3)
Rebounds: Ware (6.4)
Assists: Bloodman (2.4)
Blocks: Borchet (1.3)
Steals: Thomas (1.7)

2012-13 SCHEDULE

DATE	OPPONENT (TV)	TIME/RESULT
O. 30	Kentucky Wesleyan +	W, 68-67
N. 11	Milwaukee & (FSN)	W, 82-75 (OT)
N. 16	Morgan State (SS)	W, 87-71
N. 19	Rider & (FSS/FSCR)	W, 88-76
N. 21	Elon	L, 65-53
N. 24	vs. Missouri State ^	W, 74-67 (OT)
N. 25	vs. Arkansas Little-Rock ^	W, 74-62
N. 29	at St. John's % (ESPNU)	L, 89-65
D. 2	Clemson (ESPNU)	L, 64-55
D. 7	Jacksonville (FSS/FSCR)	W, 91-74
D. 19	Appalachian State (FSS/FSCR)	W, 74-69
D. 22	vs. Manhattan #	W, 63-57
D. 29	Presbyterian (CSS)	W, 76-60
J. 5	SC State (FSN)	W, 80-69
J. 9	at Mississippi State* (ESPN3)	L, 56-54
J. 12	Auburn* (SECN)	L, 74-71
J. 16	at LSU* (ESPN3)	W, 82-73 (OT)
J. 19	Vanderbilt* (SECN)	L, 58-51
J. 22	at No. 22 Missouri* (ESPNU)	L, 71-65
J. 26	Arkansas* (SECN)	W, 75-54
J. 30	at No. 4 Florida* (SECN)	L, 75-36
F. 2	Georgia* (SECN)	L, 67-56
F. 5	at Kentucky* (ESPNU)	L, 77-55
F. 10	Tennessee* (FSN)	L, 66-61
F. 14	LSU* (ESPN2)	L, 64-46
F. 16	at Alabama* (SECN)	L, 68-58
F. 20	Ole Miss* (CSS)	W, 63-62
F. 23	at Georgia* (CBS Sports)	L, 62-54 (OT)
F. 28	Missouri* (ESPN2)	L, 90-68
M. 2	at Texas A&M* (ESPNU)	L, 74-56
M. 6	Mississippi State* (ESPN3)	W, 79-72
M. 9	at Vanderbilt* (SECN)	L, 74-64
M. 13	vs. Mississippi State (SECN)	7:30 p.m.
M. 19-A. 4	NCAA Tournament	TBA

All home games in **bold** | All times listed Eastern
 * indicates SEC contest | + indicates exhibition | **SS**-SportSouth
 | **SECN**-SEC Network | **CSS**-CharterSports SE | &-Hoops For
 Hope Classic (Columbia, S.C.) | ^-Hoops For Hope Classic (Puerto
 Vallarta, Mexico) | %-SEC/BIG EAST Challenge | #-Brooklyn Hoops
 Holiday Invitational (Brooklyn, N.Y.)

PROBABLE STARTERS (BASED ON PREVIOUS GAME)

South Carolina	Ht.	Wt.	Yr.	Hometown	PPG	RPG	MPG
G - #23 Bruce Ellington	5-9	197	Jr.	Moncks Corner, S.C.	9.7	2.6	32.5
G - #35 Brian Steele	6-5	196	Fr.	Greenville, S.C.	2.3	1.3	10.0
G - #5 Eric Smith	5-11	205	Jr.	Mullins, S.C.	5.6	1.7	27.6
F - #24 Michael Carrera	6-5	212	Fr.	Anzoátegui, Venezuela	10.0	7.3	21.2
F - #25 Mindaugas Kacinas	6-7	210	Fr.	Klaipeda, Lithuania	5.1	3.8	20.0

Mississippi State	Ht.	Wt.	Yr.	Hometown	PPG	RPG	MPG
F - #3 Colin Borchet	6-8	231	Jr.	Phoenix, Ariz.	8.8	4.9	26.9
F - #20 Gavin Ware	6-9	270	Fr.	Starkville, Miss.	8.6	6.4	25.9
G - #4 Trivante Bloodman	6-0	182	So.	Bronx, N.Y.	5.9	3.1	28.8
G - #1 Fred Thomas	6-5	191	Fr.	Jackson, Miss.	9.3	3.5	28.4
G - #32 Craig Sword	6-3	189	Fr.	Montgomery, Ala.	10.3	2.9	26.4

TODAY'S GAME

South Carolina has earned the No. 12 seed and will face No. 13 seed Mississippi State in the opening round of the 2013 SEC Tournament, set to be held at Bridgestone Arena in Nashville, Tenn., March 13-17. The Gamecocks and Bulldogs are set for a 7:30 p.m. ET start time on Wednesday, with the contest to be televised on the SEC Network with Dave Neal (play-by-play) and Jon Sundvold (analyst) on the call. The Gamecocks and Bulldogs split the regular season series in 2013, with each team winning on its home court. Fans can also listen on the Gamecock IMG Sports Network via GamecocksOnline.com and on 107.5 The Game in Columbia with Andy Demetra (play-by-play) and Casey Manning (analyst).

CAROLINA QUICK HITS









- South Carolina is in its 105th season of basketball.
- The Gamecocks are led by first-year head coach Frank Martin. His associate head coach is Brad Underwood and his assistant coaches are Matt Figger and Lamont Evans. Andy Assaley is the director of basketball operations.
- The Gamecocks concluded their 22nd season of competition in the Southeastern Conference in 2013. Carolina owns a 133-221 (.375) all-time record in SEC play.
- South Carolina owns a 16-21 (.432) all-time record in SEC Tournament play, which includes a 4-3 record in tournament games played in Nashville. Two of those victories in Nashville came against Mississippi State (2001, 2006).
- Carolina concluded the regular season with a 74-64 loss at Vanderbilt on March 9. Junior guard Brenton Williams led the team with 17 points, but Carolina hit just 23-of-64 attempts (35.9%) in the contest, including just 8-of-30 (26.7%) in the first half. Freshman forward Michael Carrera pulled down a team-best 13 rebounds, but was 0-of-9 from the floor.
- Junior guard Brenton Williams set a South Carolina SEC regular-season record with a career high 38 points to propel the Gamecocks to a 79-72 win at Colonial Life Arena over visiting Mississippi State on March 6 to even the season series against the Bulldogs. Williams hit 10-of-17 attempts from the floor, including 6-of-9 from three point range, all career highs for the Kissimmee, Fla., native. Senior forward Lakeem Jackson pulled down a team high eight rebounds.
- In two games last week (vs. Miss State, at Vandy), Williams averaged 27.5 points, 4.5 rebounds, hit 53.1 percent (17-32) from the floor, including 52.9 percent (9-17) from 3-point range and played 31 minutes in each contest.
- The win vs. Mississippi State on March 6 snapped a seven-game Bulldog win streak in the series with South Carolina.
- Freshman forward Michael Carrera has led the team in scoring in six and in rebounding in nine of the last 12 games, averaging 10.4 points and 7.8 rebounds during the stretch.
- Freshman walk-on guard Brian Steele had a stellar week in practice prior to the Texas A&M contest and was awarded with his first-career start. He scored three points, collected two rebounds and swiped one steal. His 3-point basket with just seconds remaining in the first half tied the contest at 32, which held through halftime. Steele followed with six points and two assists in the start vs. Mississippi State on March 6.





SOUTH CAROLINA GAMECOCKS

OVERALL: 14-17; SEC: 4-14; HOME: 10-8; AWAY: 1-9; NEUTRAL: 3-0

0		LASHAY PAGE - Sr. - G - 6-2 - 195 - Dillon, S.C. <table border="1"> <thead> <tr> <th>MIN</th> <th>PTS</th> <th>RBS</th> <th>AST</th> <th>FG%</th> <th>3FG%</th> <th>FT%</th> </tr> </thead> <tbody> <tr> <td>24.4</td> <td>11.7</td> <td>3.3</td> <td>0.9</td> <td>34.4</td> <td>31.1</td> <td>87.1</td> </tr> </tbody> </table> <ul style="list-style-type: none"> Will not compete with the South Carolina men's basketball team for the remainder of the 2012-13 season due to an academic eligibility issue. 	MIN	PTS	RBS	AST	FG%	3FG%	FT%	24.4	11.7	3.3	0.9	34.4	31.1	87.1
MIN	PTS	RBS	AST	FG%	3FG%	FT%										
24.4	11.7	3.3	0.9	34.4	31.1	87.1										
1		BRENTON WILLIAMS - Jr. - G - 5-11 - 175 - Kissimmee, Fla. <table border="1"> <thead> <tr> <th>MIN</th> <th>PTS</th> <th>RBS</th> <th>AST</th> <th>FG%</th> <th>3FG%</th> <th>FT%</th> </tr> </thead> <tbody> <tr> <td>20.7</td> <td>11.1</td> <td>1.7</td> <td>1.3</td> <td>45.8</td> <td>41.7</td> <td>84.2</td> </tr> </tbody> </table> <ul style="list-style-type: none"> Eight points, including crucial late 3, in win vs. Ole Miss Scored a South Carolina SEC regular season record, Colonial Life Arena record, career high 38 points vs. Miss State on March 6 Led Gamecocks with 17 points, while adding 5 rebounds at Vandy 	MIN	PTS	RBS	AST	FG%	3FG%	FT%	20.7	11.1	1.7	1.3	45.8	41.7	84.2
MIN	PTS	RBS	AST	FG%	3FG%	FT%										
20.7	11.1	1.7	1.3	45.8	41.7	84.2										
2		BRIAN RICHARDSON - Jr. - G - 6-4 - 175 - Wilson, N.C. <table border="1"> <thead> <tr> <th>MIN</th> <th>PTS</th> <th>RBS</th> <th>AST</th> <th>FG%</th> <th>3FG%</th> <th>FT%</th> </tr> </thead> <tbody> <tr> <td>18.7</td> <td>7.8</td> <td>2.2</td> <td>1.0</td> <td>40.1</td> <td>38.5</td> <td>73.2</td> </tr> </tbody> </table> <ul style="list-style-type: none"> Has 10 double-figure scoring games this season (20 career), and has hit career high 20 points on two occasions this season (at Miss State, vs. Arkansas) Six points and two assists vs. Ole Miss 	MIN	PTS	RBS	AST	FG%	3FG%	FT%	18.7	7.8	2.2	1.0	40.1	38.5	73.2
MIN	PTS	RBS	AST	FG%	3FG%	FT%										
18.7	7.8	2.2	1.0	40.1	38.5	73.2										
5		ERIC SMITH - Jr. - G - 5-11 - 205 - Mullins, S.C. <table border="1"> <thead> <tr> <th>MIN</th> <th>PTS</th> <th>RBS</th> <th>AST</th> <th>FG%</th> <th>3FG%</th> <th>FT%</th> </tr> </thead> <tbody> <tr> <td>27.6</td> <td>5.6</td> <td>1.7</td> <td>3.1</td> <td>32.2</td> <td>25.0</td> <td>67.2</td> </tr> </tbody> </table> <ul style="list-style-type: none"> Set career high with nine assists vs. App State (previous career high was 7) Leads the team with 3.0 assists per game Game winning 3 vs. Ole Miss; SEC highs 12 points and five assists in win Hit 6-of-8 attempts from the free throw line vs. Miss State on March 6 	MIN	PTS	RBS	AST	FG%	3FG%	FT%	27.6	5.6	1.7	3.1	32.2	25.0	67.2
MIN	PTS	RBS	AST	FG%	3FG%	FT%										
27.6	5.6	1.7	3.1	32.2	25.0	67.2										
12		AUSTIN CONSTABLE - Fr. - G - 6-0 - 175 - West Chester, Pa. <table border="1"> <thead> <tr> <th>MIN</th> <th>PTS</th> <th>RBS</th> <th>AST</th> <th>FG%</th> <th>3FG%</th> <th>FT%</th> </tr> </thead> <tbody> <tr> <td>1.5</td> <td>0.0</td> <td>0.3</td> <td>0.0</td> <td>0.0</td> <td>0.0</td> <td>0.0</td> </tr> </tbody> </table> <ul style="list-style-type: none"> Walk-on guard Averaged 18 points and 4.0 assists per game during senior season at Henderson High School in West Chester, Pa. Played one minute vs. UALR; saw action vs. Jacksonville and PC 	MIN	PTS	RBS	AST	FG%	3FG%	FT%	1.5	0.0	0.3	0.0	0.0	0.0	0.0
MIN	PTS	RBS	AST	FG%	3FG%	FT%										
1.5	0.0	0.3	0.0	0.0	0.0	0.0										
14		LAIMONAS CHATKEVICIUS - Fr. - F - 6-11 - 255 - Klaipeda, Lithuania <table border="1"> <thead> <tr> <th>MIN</th> <th>PTS</th> <th>RBS</th> <th>BLK</th> <th>FG%</th> <th>3FG%</th> <th>FT%</th> </tr> </thead> <tbody> <tr> <td>12.7</td> <td>4.1</td> <td>3.1</td> <td>0.5</td> <td>43.4</td> <td>37.5</td> <td>61.8</td> </tr> </tbody> </table> <ul style="list-style-type: none"> Posted 8 points at Missouri, including 4-of-4 from free throw line Earned start at Alabama, posted season high 11 points, 7 rebounds in 25 min. Season high 10 rebounds in start at Georgia Nine points and two blocks in 21 minutes at Vandy 	MIN	PTS	RBS	BLK	FG%	3FG%	FT%	12.7	4.1	3.1	0.5	43.4	37.5	61.8
MIN	PTS	RBS	BLK	FG%	3FG%	FT%										
12.7	4.1	3.1	0.5	43.4	37.5	61.8										
23		BRUCE ELLINGTON - Jr. - G - 5-9 - 197 - Moncks Corner, S.C. <table border="1"> <thead> <tr> <th>MIN</th> <th>PTS</th> <th>RBS</th> <th>AST</th> <th>FG%</th> <th>3FG%</th> <th>FT%</th> </tr> </thead> <tbody> <tr> <td>32.5</td> <td>9.7</td> <td>2.6</td> <td>2.8</td> <td>33.0</td> <td>27.3</td> <td>63.4</td> </tr> </tbody> </table> <ul style="list-style-type: none"> Caught game-winning TD vs. Michigan in the Jan. 1 Outback Bowl Nine points and three assists vs. Ole Miss 10 points and a season high six assists vs. Texas A&M Matched season high with six assists vs. Miss. State on March 6, also 9 points 	MIN	PTS	RBS	AST	FG%	3FG%	FT%	32.5	9.7	2.6	2.8	33.0	27.3	63.4
MIN	PTS	RBS	AST	FG%	3FG%	FT%										
32.5	9.7	2.6	2.8	33.0	27.3	63.4										
24		MICHAEL CARRERA - Fr. - F - 6-5 - 212 - Anzoátegui, Venezuela <table border="1"> <thead> <tr> <th>MIN</th> <th>PTS</th> <th>RBS</th> <th>BLK</th> <th>FG%</th> <th>3FG%</th> <th>FT%</th> </tr> </thead> <tbody> <tr> <td>21.2</td> <td>10.0</td> <td>7.3</td> <td>0.6</td> <td>44.0</td> <td>41.2</td> <td>73.9</td> </tr> </tbody> </table> <ul style="list-style-type: none"> 5th double-double of the season vs. Ole Miss; 13 points and 13 rebounds Has led team in scoring in six of last 12 games (10.4 ppg during stretch) Collected 13 rebounds in contest at Vandy 2013 SEC All-Freshman Team 	MIN	PTS	RBS	BLK	FG%	3FG%	FT%	21.2	10.0	7.3	0.6	44.0	41.2	73.9
MIN	PTS	RBS	BLK	FG%	3FG%	FT%										
21.2	10.0	7.3	0.6	44.0	41.2	73.9										
25		MINDAUGAS KACINAS - Fr. - F - 6-7 - 210 - Klaipeda, Lithuania <table border="1"> <thead> <tr> <th>MIN</th> <th>PTS</th> <th>RBS</th> <th>BLK</th> <th>FG%</th> <th>3FG%</th> <th>FT%</th> </tr> </thead> <tbody> <tr> <td>20.0</td> <td>5.1</td> <td>3.8</td> <td>0.5</td> <td>52.3</td> <td>20.0</td> <td>68.0</td> </tr> </tbody> </table> <ul style="list-style-type: none"> Named the Dec. 31 SEC Freshman of the Week (13 points vs. PC) Two assists, four points and five rebounds in win vs. Arkansas Scored five points and collected four rebounds vs. Missouri on Feb. 28 Earned start at Texas A&M; scored eight points, four rebounds 	MIN	PTS	RBS	BLK	FG%	3FG%	FT%	20.0	5.1	3.8	0.5	52.3	20.0	68.0
MIN	PTS	RBS	BLK	FG%	3FG%	FT%										
20.0	5.1	3.8	0.5	52.3	20.0	68.0										
30		LAKEEM JACKSON - Sr. - G - 6-5 - 235 - Charlotte, N.C. <table border="1"> <thead> <tr> <th>MIN</th> <th>PTS</th> <th>RBS</th> <th>AST</th> <th>FG%</th> <th>3FG%</th> <th>FT%</th> </tr> </thead> <tbody> <tr> <td>28.9</td> <td>7.6</td> <td>6.0</td> <td>1.8</td> <td>55.4</td> <td>40.0</td> <td>33.9</td> </tr> </tbody> </table> <ul style="list-style-type: none"> Nine points and five rebounds at Missouri, also 3 assists and two steals 3 double-doubles this season Collected three rebounds at Texas A&M Team high eight rebounds on Senior Night, also nine points vs. Miss State (M6) 	MIN	PTS	RBS	AST	FG%	3FG%	FT%	28.9	7.6	6.0	1.8	55.4	40.0	33.9
MIN	PTS	RBS	AST	FG%	3FG%	FT%										
28.9	7.6	6.0	1.8	55.4	40.0	33.9										
32		DAMIEN LEONARD - So. - G - 6-4 - 190 - Greenville, S.C. <table border="1"> <thead> <tr> <th>MIN</th> <th>PTS</th> <th>RBS</th> <th>AST</th> <th>FG%</th> <th>3FG%</th> <th>FT%</th> </tr> </thead> <tbody> <tr> <td>14.8</td> <td>3.9</td> <td>2.0</td> <td>0.6</td> <td>30.0</td> <td>28.8</td> <td>76.5</td> </tr> </tbody> </table> <ul style="list-style-type: none"> Had a breakout game vs. Auburn, hitting 6-of-9 from the field, including 5-of-8 from 3-point range for 17 points; also career high nine rebounds Played career high 38 minutes vs. Tennessee on Feb. 10; four points Scored a career high 20 points vs. Missouri on Feb. 28; hitting 6 3s 	MIN	PTS	RBS	AST	FG%	3FG%	FT%	14.8	3.9	2.0	0.6	30.0	28.8	76.5
MIN	PTS	RBS	AST	FG%	3FG%	FT%										
14.8	3.9	2.0	0.6	30.0	28.8	76.5										
33		RJ SLAWSON - Jr. - F - 6-8 - 220 - Charleston, S.C. <table border="1"> <thead> <tr> <th>MIN</th> <th>PTS</th> <th>RBS</th> <th>BLK</th> <th>FG%</th> <th>3FG%</th> <th>FT%</th> </tr> </thead> <tbody> <tr> <td>16.0</td> <td>4.3</td> <td>3.4</td> <td>0.6</td> <td>45.5</td> <td>18.8</td> <td>67.9</td> </tr> </tbody> </table> <ul style="list-style-type: none"> Four points and five rebounds in nine minutes off the bench vs. Auburn Key in win at LSU; season high 11 points, 4-of-5 from field and free throw line Season high 12 points at Missouri Three blocks vs. LSU (Feb. 14) 	MIN	PTS	RBS	BLK	FG%	3FG%	FT%	16.0	4.3	3.4	0.6	45.5	18.8	67.9
MIN	PTS	RBS	BLK	FG%	3FG%	FT%										
16.0	4.3	3.4	0.6	45.5	18.8	67.9										
35		BRIAN STEELE - Fr. - F - 6-5 - 196 - Greenville, S.C. <table border="1"> <thead> <tr> <th>MIN</th> <th>PTS</th> <th>RBS</th> <th>AST</th> <th>FG%</th> <th>3FG%</th> <th>FT%</th> </tr> </thead> <tbody> <tr> <td>10.0</td> <td>2.3</td> <td>1.3</td> <td>1.0</td> <td>33.3</td> <td>40.0</td> <td>1.000</td> </tr> </tbody> </table> <ul style="list-style-type: none"> Walk-on forward After solid week of practice, earned the start at Texas A&M; scoring three points, one steal; hit game-tying 3 just before halftime buzzer Started vs. Miss State on March 6, six points and two assists 	MIN	PTS	RBS	AST	FG%	3FG%	FT%	10.0	2.3	1.3	1.0	33.3	40.0	1.000
MIN	PTS	RBS	AST	FG%	3FG%	FT%										
10.0	2.3	1.3	1.0	33.3	40.0	1.000										
45		CARLTON GEATHERS - R-So. - F - 6-10 - 255 - Georgetown, S.C. <table border="1"> <thead> <tr> <th>MIN</th> <th>PTS</th> <th>RBS</th> <th>AST</th> <th>FG%</th> <th>3FG%</th> <th>FT%</th> </tr> </thead> <tbody> <tr> <td>7.8</td> <td>1.0</td> <td>1.5</td> <td>0.6</td> <td>43.5</td> <td>0.0</td> <td>66.7</td> </tr> </tbody> </table> <ul style="list-style-type: none"> Sophomore forward who suffered a fractured knee cap over the summer and continues to be out indefinitely. Stats to left based on 2011-12 season. 	MIN	PTS	RBS	AST	FG%	3FG%	FT%	7.8	1.0	1.5	0.6	43.5	0.0	66.7
MIN	PTS	RBS	AST	FG%	3FG%	FT%										
7.8	1.0	1.5	0.6	43.5	0.0	66.7										
55		SHANE PHILLIPS - Sr. - G - 5-10 - 170 - Pittsburgh, Pa. <table border="1"> <thead> <tr> <th>MIN</th> <th>PTS</th> <th>RBS</th> <th>AST</th> <th>FG%</th> <th>3FG%</th> <th>FT%</th> </tr> </thead> <tbody> <tr> <td>2.8</td> <td>0.4</td> <td>0.0</td> <td>0.4</td> <td>40.0</td> <td>0.0</td> <td>0.0</td> </tr> </tbody> </table> <ul style="list-style-type: none"> Senior walk-on guard who is expected to see playing time this season Saw action vs. St. John's, Jacksonville, PC; 13 minutes vs. Texas A&M Career high 3 assists and first-career made basket at A&M 	MIN	PTS	RBS	AST	FG%	3FG%	FT%	2.8	0.4	0.0	0.4	40.0	0.0	0.0
MIN	PTS	RBS	AST	FG%	3FG%	FT%										
2.8	0.4	0.0	0.4	40.0	0.0	0.0										

INTERVIEW POLICIES

All interview requests must be made in advance to SID Emily Feeney in the South Carolina Media Relations Office. Beginning with the start of practice in October, Feeney will release a weekly coach and student-athlete availability schedule to media on Monday's.

Post-Game Interview Policy: After each home game, the visiting coach will address the media first, followed by South Carolina student-athletes then South Carolina head coach Frank Martin. (Depending on deadline, this may be altered on a game-by-game basis).

Road Interview Policy: Interviews with Coach Martin while on the road will be scheduled according to the home post-game media procedure. No student-athlete interviews are allowed until after the game once the team leaves Columbia.

All interviews are to be coordinated through the Media Relations Office. This allows the staff to arrange the interview when it best suits the student-athlete's and the reporter's schedules. Please contact the Media Relations Office in advance to make your interview requests. Media are not permitted to contact student-athletes on their own at any time.

All interviews will take place at the designated media interview site for that day as listed in the weekly availability schedule or in the Media Relations Office.

Dormitory, apartment and cell phone numbers for student-athletes will not be provided to the media. Should you need to conduct a telephone interview with a student-athlete, a call will be placed to you from the student-athlete at a mutually agreeable time.

SOUTH CAROLINA MEDIA RELATIONS

Emily Feeney, primary contact

Assistant Director

cell: 803-727-3284

e-mail: efeeney@mailbox.sc.edu

Twitter: @EmilyFeeneySID

Website: www.GamecocksOnline.com

Facebook: www.Facebook.com/gamecocksonline

Twitter: @GamecockMBB

STAT COMPARISON

	SC	MISS STATE
Record	14-17	9-21
Conference Record	4-14	4-14
Current Streak	L1	W1
Scoring Avg.	66.3	60.6
Opponent Scoring Avg.	68.9	69.9
Scoring Margin	-2.5	-9.3
Field Goal %	.414	.401
Opponent Field Goal %	.451	.438
3-Point Field Goal %	.328	.281
Opponent 3-Point Field Goal %	.334	.342
3-Point Field Goal Made PG	6.0	4.7
3-Point Field Goal Attempts PG	18.3	16.2
Free Throw %	.688	.659
Opponent Free Throw %	.661	.692
Rebounding Avg.	35.5	33.3
Opponent Rebounding Avg.	32.6	37.3
Rebounding Margin	+2.9	-4.1
Turnovers Avg.	15.3	17.2
Opponent Turnover Avg.	14.2	15.2
Assists Avg.	12.2	9.9
Blocks Avg.	3.5	3.9
Steals Avg.	5.2	7.8

WEEKLY MEDIA AVAILABILITY (MARCH 10-16)

SUNDAY March 10	MONDAY March 11	TUESDAY March 12	WEDNESDAY March 13	THURSDAY March 14	FRIDAY March 15	SATURDAY March 16
No Availability	SEC Teleconf. Martin at 11:14 a.m. Martin Press Conf./11:30 a.m.	No Availability	vs. Miss. State SEC Tourney 7:30 p.m. ET	TBA	TBA	TBA

* All practices are closed • please contact SID Emily Feeney for all media requests

A SOUTH CAROLINA WIN WOULD ...

- Be the Gamecocks' first win in the SEC Tournament since the 2008 event, a 77-73 win vs. LSU
- Be Carolina's second in a one-week span vs. Mississippi State

■ South Carolina scored 49 bench points in the contest vs. Missouri on Feb. 28, paced by sophomore guard Damien Leonard's career high 20 points. Leonard hit 7-of-14 from the field, including a career high 6-of-10 from 3-point range. He played 24 minutes in the contest. Junior guard Brenton Williams and Brian Richardson each contributed 10 points in the loss.

■ South Carolina suffered a 62-54 overtime loss on the road at Georgia on Feb. 23. Down early, the Gamecocks battled back in the second half to force the OT session, but UGA out-scored Carolina 9-1 in extra time to close the win. The Bulldogs took 46 free throws in the contest, compared to 24 for the Gamecocks. Junior guard Bruce Ellington led Carolina with 11 points, while freshman forward Laimonas Chatkevicius pulled down a season high 10 rebounds.

■ South Carolina snapped a six-game losing streak on Feb. 20 with a thrilling 63-62 victory over visiting Ole Miss at Colonial Life Arena. Junior guard Eric Smith netted the game-winner, a 3-point basket with 27 seconds remaining. Senior forward Lakeem Jackson and Chatkevicius blocked shots with two seconds, and just nano seconds, respectively, on the clock to secure the Gamecock win.

■ The Gamecocks held SEC scoring leader, UM's Marshall Henderson to just 11 points on Feb. 20, eight of which came in the opening half. Henderson entered the game averaging 19.7 points per game, including a mark of 21.3 per league game.

■ Freshman forward Michael Carrera put together his fifth double-double of the season with team highs of 13 points and 13 rebounds vs. Ole Miss. Carrera has 11 double-figure scoring contests and six double-figure rebounding games this season.

■ South Carolina shot 50 percent (13-26) from the floor in the second half of the Feb. 16 contest at Alabama, but the Gamecocks were unable to overcome an early 23-point Alabama advantage, and suffered a 68-58 loss on the road in Tuscaloosa. Junior guard Brenton Williams led the Gamecocks with 14 points off the bench, while senior forward Lakeem Jackson pulled down a team high nine rebounds. It marked the seventh time this season that Williams has led, or shared the team lead, in scoring and the ninth time for Jackson in the rebounding column.

■ South Carolina shot a season high 57.7 percent (30-52) from the field, including a near season best of hitting 7-of-12 (58.3%) from beyond the arc, in a convincing 75-54 victory over Arkansas at Colonial Life Arena on Jan. 26. The win marked Carolina's first in league play at home this season. The 21-point margin of victory marked the largest in conference play since an 18-point win over Kentucky on Feb. 25, 2009. It was the first margin of at least 20 points in SEC play since an 83-61 win over Mississippi State on Feb. 11, 2006. Both of those wins occurred at Colonial Life Arena.

■ After trailing 15-3, South Carolina ended the first half vs. Arkansas on a 40-11 run over the final 14:49 of the first half.

■ Carolina's 75 points vs. Arkansas were the most in a regulation SEC game since posting a 79-73 win vs. Ole Miss on Feb. 22, 2011.

■ South Carolina earned the first SEC win for head coach Frank Martin at LSU on Jan. 16 in an 82-73 overtime decision. Carolina was once again stellar in overtime, hitting 9-of-10 attempts in the extra session from the free throw line. Carrera posted 23 points in 24 minutes off the bench to pace the Gamecocks in the contest.

■ Carrera (23 points, 10 rebounds) and senior forward Lakeem Jackson (11 points, 11 rebounds) both collected double-doubles in the contest at LSU, marking the first time that two Gamecocks have had a double-double in the same game since the 2008 campaign.

■ Carrera's 23 points scored vs. LSU were the most by a Gamecock this season, and the most by a Gamecock freshman since then-freshman Bruce Ellington also posted 23 at Florida on Jan. 15, 2011.

■ Senior guard LaShay Page, a post-graduate student from Dillon, S.C., will not compete with the South Carolina men's basketball team for the remainder of the 2012-13 season due to an academic eligibility issue.

CARRERA NAMED TO ALL-FRESHMAN SQUAD

Rookie forward Michael Carrera was named to the SEC All-Freshman Team on Tuesday, as voted on by the league's head coaches. Carrera has had an outstanding year in 2012-13, posting five double-doubles on the season, 12 double-figure scoring games and six double-figure rebounding efforts. Carrera has led or shared the team lead in scoring on nine occasions, and has collected a team best in rebounds 13 times. He has led the team in scoring in six and in rebounding in nine of the last 12 games entering SEC Tourney play, averaging 10.4 points and 7.8 rebounds during the stretch. Among freshmen in the SEC (overall games), Carrera ranks fourth in scoring (10.0) and second in rebounding (7.3). Carrera's selection in the first in the category for the Gamecocks since Bruce Ellington was named to the All-Freshman Team in 2011.

WILLIAMS SETS SCORING RECORDS

Junior guard Brenton Williams scored a career high 38 points to lead the Gamecocks in the victory vs. Mississippi State on March 6, which marked a new South Carolina record for points scored in an SEC regular season contest, and a new Colonial Life Arena record. It marked the first 30-point performance for a Gamecock since then-freshman Bruce Ellington posted 31 at Furman on Dec. 22, 2010, and the most points in a game since Terry Dozier also netted 38 in an 86-85 win over Florida State on March 3, 1987, 26 years ago to the day, in the Metro Conference Tournament. Williams hit 10-of-17 attempts from the floor, including a 6-of-9 mark from 3-point range and a 12-of-12 effort from the free throw line. The 38 points matched Texas A&M's Elston Turner for the second-most scored by a player from the SEC this season.

SEC LEGEND - EDDIE FOGLER

Former South Carolina head coach and SEC great Eddie Fogler will be honored as South Carolina's 2013 SEC Legend at the Tournament this week in Nashville. During his time at South Carolina, Fogler led the Gamecocks to the 1997 SEC regular season title, two trips to the NCAA Tournament and amassed 123 victories.

► ASSOCIATED PRESS TOP 25

March 4, 2013

Rk.	Team	Record	Pts.
1	Gonzaga (51)	29-2	1,607
2	Indiana (7)	25-4	1,517
3	Duke (5)	25-4	1,471
4	Kansas	25-4	1,433
5	Georgetown (2)	23-4	1,384
6	Miami (FL)	23-5	1,245
7	Michigan	24-5	1,240
8	Louisville	24-5	1,217
9	Kansas State	24-5	1,040
10	Michigan State	22-7	1,006
11	Florida	23-5	993
12	New Mexico	25-4	950
13	Oklahoma State	22-6	833
14	Ohio State	21-7	763
15	Marquette	21-7	687
16	Saint Louis	23-5	675
17	Syracuse	22-7	589
18	Arizona	23-6	394
19	Oregon	23-6	332
20	Pittsburgh	23-7	326
21	Virginia Commonwealth	23-6	277
22	Wisconsin	20-9	217
23	UCLA	22-7	196
24	Notre Dame	22-7	164
25	Memphis	25-4	149

Others receiving votes: North Carolina 109, Louisiana Tech 103, Saint Mary's 47, UNLV 43, California 33, Butler 26, Illinois 25, Minnesota 10, Creighton 7, Middle Tennessee 5, Akron 4, Missouri 4, Belmont 3, Colorado State 1

Dropped from rankings: Butler 20, Louisiana Tech 25

► ESPN/USA TODAY TOP 25

March 4, 2013

Rk.	Team	Record	Pts.
1	Indiana (28)	24-3	772
1	Gonzaga (29)	29-2	773
2	Indiana	25-4	710
3	Kansas (1)	25-4	707
4	Duke	25-4	668
5	Georgetown	23-4	649
6	Louisville (1)	24-5	614
7	Miami (FL)	23-5	568
8	Michigan	24-5	566
9	Florida	23-5	522
10	Kansas State	24-5	494
11	New Mexico	25-4	453
12	Michigan State	22-7	430
13	Ohio State	21-7	399
14	Oklahoma State	22-6	366
15	Saint Louis	23-5	338
16	Syracuse	22-7	277
17	Marquette	21-7	253
18	Arizona	23-6	233
19	Virginia Commonwealth	23-6	173
20	Memphis	25-4	172
21	Wisconsin	20-9	135
22	Pittsburgh	23-7	118
23	Saint Mary's	26-5	84
24	Notre Dame	22-7	73
25	Oregon	23-6	59

Others receiving votes: Middle Tennessee 51, UCLA 42, Louisiana Tech 41, North Carolina 28, Butler 18, Creighton 10, UNLV 9, Oklahoma 7, San Diego State 7, Illinois 6, Akron 6, Colorado State 5, Belmont 4, Minnesota 3, Virginia 2, California 2

Dropped from rankings: Butler 21, Akron 24



SOUTHEASTERN CONFERENCE STANDINGS

As of March 11, 2012

Team	Conference	Overall
Florida	14-4	24-6
Kentucky	12-6	21-10
Ole Miss	12-6	23-8
Alabama	12-6	20-11
Tennessee	11-7	19-11
Missouri	11-7	22-9
Arkansas	10-8	19-12
Georgia	9-9	15-16
LSU	9-9	18-11
Vanderbilt	8-10	14-16
Texas A&M	7-11	17-14
South Carolina	4-14	14-17
Mississippi State	4-14	9-21
Auburn	3-15	9-22

[^] SEC Champion

COACHES TELECONFERENCE

The weekly SEC men's basketball coaches teleconference is scheduled for every Monday Jan. 4 - March 5.

The 12 Southeastern Conference men's head basketball coaches will be featured from 10:00 - 11:17 a.m. (CT).

Media representatives wishing to participate in the teleconference should contact the SEC Media Relations Department for further details. Each coach will appear on the teleconference for seven minutes, according to the following schedule:

ORDER OF APPEARANCE

(All Times Eastern)

11:00 a.m.	Kevin Stallings, Vanderbilt
11:07 a.m.	Billy Donovan, Florida
11:14 a.m.	Frank Martin, South Carolina
11:21 a.m.	Mark Fox, Georgia
11:28 a.m.	Johnny Jones, LSU
11:35 a.m.	John Calipari, Kentucky
11:42 a.m.	Cuonzo Martin, Tennessee
11:49 a.m.	Mike Anderson, Arkansas
11:56 a.m.	Anthony Grant, Alabama
12:03 a.m.	Tony Barbee, Auburn
12:10 a.m.	Andy Kennedy, Ole Miss
12:17 a.m.	Rick Ray, Miss. State
12:24 a.m.	Frank Haith, Missouri
12:31 a.m.	Billy Kennedy, Texas A&M

In addition, the SEC men's basketball teams who make it to postseason will be on a teleconference on Monday, March 18 beginning at 11:00 a.m. ET.

All SEC basketball teleconferences can be listened to on the internet at www.secsports.com shortly after the conclusion of the teleconference

SOUTH CAROLINA BENCH PRODUCTION

GAME	SC-OPP	DIFF.	SC HIGH BENCH SCORER
Milwaukee	28-16	+12	Williams, 14
Morgan State	18-13	+3	Richardson, 10
Rider	32-9	+23	Kacinas, 18
Elon	16-13	+3	Richardson, 7
vs. Missouri St.	37-13	+24	Carrera, 18
vs. UALR	30-13	+17	Kacinas, 13
at St. John's	37-29	+8	Williams, 10
Clemson	40-20	+21	Williams, 16
Jacksonville	46-41	+5	Richardson, 16
Appalachian State	25-23	+2	Williams, 11
vs. Manhattan	21-25	-4	Richardson, 12
Presbyterian	25-10	+15	Leonard, 15
SC State	25-10	+15	Williams, 14
at Miss State	11-22	-11	Chatkevicius, 4
Auburn	27-27	-	Leonard, 17
at LSU	53-17	+36	Carrera, 23
Vanderbilt	23-25	-2	Williams, 16
at Missouri	30-23	+7	Williams, 16
Arkansas	27-9	+18	Richardson, 20
at Florida	8-21	-13	Kacinas/Leonard, 4
Georgia	21-34	-13	Richardson, 12
at Kentucky	16-20	-4	Leonard, 6
Tennessee	13-30	-17	Smith, 9
LSU	9-13	-4	Slawson, 4
at Alabama	26-23	+3	Williams, 14
Ole Miss	18-9	+9	Williams, 8
at Georgia	23-30	-7	Williams, 9
Missouri	49-19	+30	Leonard, 20
at Texas A&M	19-16	+3	Williams, 9
Miss State	49-29	+20	Williams, 38
at Vanderbilt	38-15	+23	Williams, 17
vs. Miss State			
NCAA Tournament			

SPECIALTY STATS

(PP) points in paint; (OT) points off turnovers; (2nd) second chance points; (FB) fast break points

(South Carolina-Opponent)

GAME	PP	OT	2ND	FB
Milwaukee	46-20	17-15	14-10	12-4
Morgan State	34-48	22-20	19-4	6-14
Rider	34-42	24-21	9-4	12-12
Elon	22-24	17-18	15-6	14-6
vs. Missouri St.	20-34	14-26	5-12	3-4
vs. UALR	38-26	22-14	19-9	10-2
at St. John's	34-30	6-10	23-14	2-11
Clemson	26-26	14-23	15-10	8-8
Jacksonville	36-36	6-20	11-8	14-14
Appalachian State	36-32	13-26	8-13	7-12
vs. Manhattan	26-20	20-12	22-10	2-6
Presbyterian	30-24	16-12	19-5	12-7
SC State	48-38	20-8	19-17	5-10
at Miss State	20-34	15-28	10-6	2-14
Auburn	24-26	18-15	20-8	7-12
at LSU	36-30	27-17	12-7	8-4
Vanderbilt	18-20	17-9	7-8	4-9
at Missouri	26-28	13-17	10-20	8-10
Arkansas	40-34	14-26	15-11	18-14
at Florida	18-28	2-22	6-7	4-16
Georgia	20-24	9-16	13-6	9-11
at Kentucky	18-42	16-8	8-8	2-8
Tennessee	30-28	19-10	10-12	10-4
LSU	24-40	12-18	10-13	11-12
at Alabama	34-26	15-18	8-13	12-4
Ole Miss	32-28	8-8	14-9	6-11
at Georgia	22-20	12-18	9-14	2-4
Missouri	24-46	16-17	12-8	4-21
at Texas A&M	18-34	4-18	5-17	7-15
Miss State	18-26	25-16	11-13	10-27
at Vanderbilt	18-20	11-14	14-7	0-2
vs. Miss State				
NCAA Tournament				
SC Total	850	464	392	231
SC Average	27.4	14.9	12.6	7.5
Opp Total	934	535	309	294
Opp Average	30.1	17.3	10.0	9.5

UNIVERSITY INFORMATION

Location..... Columbia, S.C.
 Founded 1801
 Enrollment 30,721
 Nickname..... Gamecocks
 Colors Garnet (PMS 202) and Black
 National Affiliation..... NCAA Division I
 Conference Southeastern (SEC)
 Athletics Web Address..... www.GamecocksOnline.com
 University Web Address www.sc.edu
 President Dr. Harris Pastides
 NCAA Representative..... Dr. Zach Kelehear
 Athletics Director Ray Tanner
 Basketball Administrator/Chief Operating Officer Kevin O'Connell

BASKETBALL STAFF/INFORMATION

Head Coach..... Frank Martin
 Alma Mater Florida International, '93
 Record At South Carolina/Seasons First Season
 Overall Record/Seasons..... 131-71 (.648), 6th season
 Associate Head Coach..... Brad Underwood (Kansas State, '86)
 Assistant Coach/Recruiting Coordinator..... Matt Figger (Eastern Kentucky, '95)
 Assistant Coach..... Lamont Evans (Kansas State, '09)
 Director of Basketball Operations..... Andy Assaley (Cincinnati, '96)
 Strength & Conditioning Coach..... Scott Greenawalt (Muskingum College, '98)
 Athletic Trainer..... Mark Rodger (Buffalo, '01)
 Video Coordinator..... Dylan Lockwood (Cazenovia, '05)
 Grad. Student Mgr./Student-Athlete Development... Doug Edwards (Florida State, '07)
 Graduate Student Manager Darren Kent (Kansas State, '09)
 Home Arena..... Colonial Life Arena
 Capacity..... 18,000
 Arena General Manager Lexi Boone
 Press Row Phone Number 803-777-6182

BASKETBALL HISTORY

First Year of Basketball..... 1908
 All-Time Record..... 1,311-1,166-1 (.529)
 Overall Postseason Record..... 25-18
 NCAA Tournament Appearances..... 1971, 1972, 1973, 1974, 1989, 1997,
 1998, 2004
 NCAA Tournament Record 4-9
 Last NCAA Tournament Appearance..... 2004, L vs. Memphis, 59-43
 NIT Appearances..... 1969, 1975, 1978, 1983, 1991, 1996,
 2001, 2002, 2005, 2006, 2009
 NIT Record 21-9
 Last NIT Appearance..... 2009, L vs. Davidson, 70-63
 Conference Championships ..1970 ACC, 1997 SEC, 2009 SEC East Co-Champs
 Conference Tournament Titles..... 1934 SoCon, 1971 ACC

TEAM INFORMATION

2011-12 Record 10-21
 Southeastern Conference Record/Finish 2-14/12th
 Postseason..... None
 Letterwinners Returning/Lost..... 9/3
 Starters Returning/Lost..... 2/3*
 *based on final game starters from 2011-12 season
 Newcomers..... 4
 Roster Breakdown 3 freshmen, 2 sophomores, 5 juniors, 3 seniors

MEDIA RELATIONS

Asst. Media Relations Director/Men's Basketball Contact Emily Feeney
 Feeney's email efeeney@mailbox.sc.edu
 Feeney's office phone 803-777-7743
 Website..... GamecocksOnline.com



HEAD COACH FRANK MARTIN

COACHING CAREER

KANSAS STATE (2007-12)

2007-08	21-12	NCAA, 2nd Round
2008-09	22-12	NIT, 2nd Round
2009-10	29-8	NCAA, Elite Eight
2010-11	23-11	NCAA, 3rd Round
2011-12	22-11	NCAA, 3rd Round
5 years	117-54 (.684)	7-5 postseason record



SOUTH CAROLINA (2012-PRESENT)

2012-13	14-17	-
1 year	14-17	
Career Total	131-71 (.648)	

COACHING

EXPERIENCE

28th season

COLLEGE EXPERIENCE

13th season

COLLEGE HEAD COACH EXPERIENCE

6th season

HIRE DATE AT CAROLINA

March 27, 2012

PERSONAL

HOMETOWN

Miami, Fla.

ALMA MATER

Florida International, 1993 (B.A. Physical Education)

FAMILY

Wife, Anya

Children, Brandon, Amalia and Christian

COACHING RESUME

HIGH SCHOOL

Miami Senior High, 1985-93

Varsity Boys' Assistant Coach

Junior Varsity Boys' Head Coach

North Miami High, Head Coach, 1993-95

Miami Senior High, Head Coach, 1995-98

B.T. Washington High, Head Coach, 1999-2000

COLLEGE ASSISTANT COACH

Northeastern, 2000-04

Cincinnati, 2004-06

Kansas State, 2006-07

COLLEGE HEAD COACH

Kansas State, 2007-12

South Carolina, 2012-present

SCOUTING MISSISSIPPI STATE

The Bulldogs enter Wednesday's contest having won two of their last three games, with the loss coming against South Carolina last week. Mississippi State battled Auburn into overtime, claiming a 74-71 win in the regular season finale to secure the 13th seed in the SEC Tournament. Freshman guard Craig Sword paces the team with 10.3 points per game and freshman forward Gavin Ware leads the team with 6.4 rebounds per outing. The Bulldogs have had to battle injuries all season, with the most recent setback to junior guard Jalen Steele who suffered a torn ACL in the contest at South Carolina last week. The squad is led by head coach Rick Ray in his first season.

VERSUS MISSISSIPPI STATE IN THE SEC TOURNAMENT

South Carolina owns a 2-1 record against MSU in tournament play, with the last meeting between the two schools an 82-68 Bulldog victory in the second round in Tampa in 2009. Carolina won the previous meeting, a 59-44 victory in the opening round of the 2006 event in Nashville, and also claimed a 69-62 win in the opening round in 2001, also in Nashville.

BY THE NUMBERS

13 - Freshman forward Michael Carrera collected 13 rebounds in the contest at Vanderbilt on Saturday. It marked his sixth game this season where he has collected double-figure rebounds.

17 - Junior guard Brenton Williams scored 17 points at Vandy on Saturday, making his average for the week 27.5 points per game after the 38-point record-setting performance vs. Miss State on March 6.

18 - South Carolina dished 18 assists on 21 made baskets in the March 6 victory over Mississippi State. It marked the most assists in a game for Carolina since dishing 20 against Auburn on Jan. 12.

12-of-12 - Williams hit all 12 of his attempts from the free throw line against Mississippi State on March 6. Both the attempts and makes marked career highs for Williams. He hit 39-of-44 (88.6%) attempts from the line in SEC play this season.

13 - Williams has led the Gamecocks in bench scoring 13 times this season, including most recently scoring 17 at Vandy last Saturday. In those games, he averages 14.8 points per game. He has led Carolina in bench scoring in six of the last seven games entering postseason play.

SEC TOURNAMENT HISTORY

ALL-TIME RECORD: 16-21 (.432)

SEMIFINAL APPEARANCES: 6 (2-4)

FINALS APPEARANCES: 2 (0-2)

ALL-TIME SEC TOURNAMENT RECORDS VERSUS OPPONENTS

	RECORD	LAST PLAYED
Alabama	2-4	2012, First Round, Loss
Arkansas	1-2	2007, First Round, Loss
Auburn	0-2	2000, Semis, Loss
Florida	1-2	2006, Finals, Loss
Georgia	0-1	1997, Semis, Loss
Kentucky	2-3	2006, Semis, Win
LSU	3-0	2008, First Round, Win
Ole Miss	3-4	2011, First Round, Loss
Miss. State	2-1	2009, Second Round, Loss
Tennessee	2-2	2008, Second Round, Loss
Vanderbilt	0-0	Never Played

YEAR-BY-YEAR SEC TOURNAMENT RECORD

YEAR	SEED	ROUND	OPPONENT	RESULT	LOCATION
1992	E6	1st	Tennessee	L, 63-70	Birmingham
1993	E5	1st	Alabama	L, 87-79	Lexington
1994	E5	1st	Ole Miss	W, 80-57	Memphis
		2nd	Florida	L, 57-84	Memphis
1995	E5	1st	Auburn	L, 66-81	Atlanta
1996	E3	1st	LSU	W, 85-76	New Orleans
		2nd	Arkansas	L, 58-80	New Orleans
1997	E1	2nd	Alabama	W, 72-61	Memphis
		Semis	Georgia	L, 63-78	Memphis
1998	E2	2nd	Florida	W, 71-60	Atlanta
		Semis	Ole Miss	W, 87-77	Atlanta
		Finals	Kentucky	L, 56-86	Atlanta
1999	E6	1st	Ole Miss	L, 60-64	Atlanta
2000	E5	1st	Alabama	W, 69-59	Atlanta
		2nd	Tennessee	W, 75-68	Atlanta
		Semis	Auburn	L, 72-77 (OT)	Atlanta
2001	E5	1st	Miss. State	W, 69-62	Nashville
		2nd	Kentucky	L, 65-78	Nashville
2002	E6	1st	Ole Miss	W, 69-67	Atlanta
		2nd	Kentucky	W, 70-57	Atlanta
		Semis	Alabama	L, 57-65	Atlanta
2003	E4	1st	Ole Miss	L, 56-62	New Orleans
2004	E3	1st	Arkansas	W, 91-81	Atlanta
		2nd	LSU	W, 85-64	Atlanta
		Semis	Kentucky	L, 63-78	Atlanta
2005	E4	1st	Ole Miss	L, 52-53	Atlanta
2006	E5	1st	Miss. State	W, 59-44	Nashville
		2nd	Tennessee	W, 79-71	Nashville
		Semis	Kentucky	W, 65-61	Nashville
		Finals	Florida	L, 47-49	Nashville
2007	E6	1st	Arkansas	L, 52-82	Atlanta
2008	E5	1st	LSU	W, 77-73	Atlanta
		2nd	Tennessee	L, 87-89	Atlanta
2009	E2	2nd	Miss. State	L, 68-82	Tampa
2010	E5	1st	Alabama	L, 63-68	Nashville
2011	E6	1st	Ole Miss	L, 55-66	Atlanta
2012	12	1st	Alabama	L, 57-63	New Orleans

RECORD BY VENUE

City	Venue	Record
Atlanta, Ga.	Georgia Dome	9-10
Birmingham, Ala.	Birmingham-Jefferson Civic Ctr.	0-1
Lexington, Ky.	Rupp Arena	0-1
Memphis, Tenn.	The Pyramid	2-2
Nashville, Tenn.	Sommet Center	4-2
Nashville, Tenn.	Bridgestone Arena	0-1
New Orleans, La.	Louisiana Superdome	1-2
New Orleans, La.	New Orleans Arena	0-1
Tampa, Fla.	St. Pete Times Forum	0-1

TREND SETTING

Gamecock trends under Frank Martin ...

■ South Carolina is 9-9 when posting at least six made 3s in a game.

- The Gamecocks hit nine 3s in the win vs. Miss State on March 6, with Brenton Williams hitting six of those makes.

■ South Carolina is 9-4 when scoring more points in the paint than its opponent.

- The Gamecocks average 27.4 points in the paint per game, compared to 30.1 from opponents.

■ South Carolina is 10-7 when holding its opponents to under 45 percent from the field.

- Missouri shot just 33.3 percent on Jan 22, the second-lowest percentage by a Gamecock opponent this season.

ELLINGTON WRAPS HIGHLY SUCCESSFUL FOOTBALL SEASON AT OUTBACK BOWL ON JAN. 1

Sophomore wide receiver Bruce Ellington had a stellar season on the football field in 2012. The Moncks Corner, S.C., native compiled 1,034 all purpose yards this season, including 600 receiving yards (team high) and 406 yards on kick returns. Ellington scored seven touchdowns, including the game-winning TD in the Jan. 1 Outback Bowl vs. Michigan. He was also instrumental in Carolina's win vs. Clemson in late November, when he logged a career high seven catches for two scores vs. the Tigers.

HEAD COACH FRANK MARTIN

South Carolina head coach Frank Martin has enjoyed much success early in his head coaching career. Martin spent the past five season as the head coach at Kansas State, leading the Wildcats to the NCAA Tournament four times, including a trip to the Elite Eight during the 2009-10 campaign when the squad won a school-record 29 contests. Martin's Wildcats won at least 21 games in each of his five seasons at the helm, compiling a record of 117-54 (.684) under his direction. During that time, Kansas State posted a 50-32 (.609) record in Big 12 Conference games, finishing fifth or higher in each season, while finishing third or higher three times.

2013 SEC TOURNAMENT

The 2013 SEC Men's Basketball Tournament will be played March 13-17 at Bridgestone Arena in Nashville, Tenn. The men's basketball tournament has expanded to include all 14 teams and will be seeded 1-14. The tournament will begin on Wednesday, March 13 with matchups between the No. 11 and No. 14 seeds and the No. 12 and No. 13 seeds. The winners will advance to meet the sixth and fifth seeds, respectively, on Thursday. Also playing on Thursday will be the No. 8 and No. 9 seeds and the No. 7 and No. 10 seeds. The top four seeds in the tournament will receive byes until Friday's quarterfinal round.

EXCEPTIONAL COACHING STAFF

The South Carolina men's basketball staff has nearly 100 years of coaching experience combined from the high school level, through the junior college ranks and at elite level programs in Division I basketball. Head coach Frank Martin is in his 13th season of coaching in college basketball, associate head coach Brad Underwood in his 27th, assistant coach Matt Figger in his 20th and Lamont Evans in his fifth.

CHATKEVICIUS MISSED FIRST SIX GAMES

South Carolina head men's basketball coach Frank Martin announced on Nov. 11 that freshman forward Laimonas Chatkevicius would miss the first six games of the 2012-13 season. The NCAA determined that Chatkevicius received impermissible benefits from his host family prior to enrolling at the University of South Carolina, and as a result he will be withheld from the first six games. He was able to return to game action vs. St. John's.

MARTIN CONFIRMS SIGNING OF RINGER, MCKIE AND THORNWELL Martin on Desmond Ringer (F/C – 6-9 – 260 – Mc-Donough, Ga. – Eagle's Landing)

"Desmond Ringer gives us size, strength, athleticism and skill on the front line. He comes from a very successful high school program, and we're excited to have him be part of our family. He is a guy that understands how to play, and he has great size and real good hands. Desmond is someone that we feel will become a big-time presence on the front line for many years to come."

Martin on Justin McKie (G – 6-4 – 180 – Columbia, S.C. – Irmo)

"With his name alone, it should give people an understanding of the kind of bloodlines that he has. Justin loves to win, and he is coached by Tim Whipple, one of the great coaches in the country, not just in high school basketball or in this state. In my seven months here, Justin has improved as much as any player that I have watched. We really like his toughness, his ability to play defense in a system that is similar to ours and his length and size on the perimeter. He is someone that, as we move forward, we think he is definitely a great part of building a championship program."

Martin on Sindarius Thornwell (G – 6-5 – 180 – Lancaster, S.C. – Oak Hill Academy)

"Sindarius Thornwell is an extremely talented guard, and he is a winner. In today's day and age, you have players that are highly ranked across the country that have a sense of entitlement, and he does not. He remains very humble and very loyal to his state. With his choice to play at South Carolina, it shows the kind of love that he, along with the other guys, have for this University. For he and Justin, representing their state was something very important to them. Sindarius has a chance to be a special player in our program. He is another big guard, who can play the point guard position, as well as the two and three. He is the consummate winner; he defends, he rebounds and he is a great decision maker with the basketball."

2012-13 STARTING LINEUP WIN-LOSS

Guard	Guard	Forward	Forward	Forward	2012-13	Games
Page	Smith	Slawson	Jackson	Carrera	2-2	4
Guard	Guard	Guard	Forward	Forward	2012-13	Games
Page	Smith	Williams	Jackson	Slawson	2-1	3
Guard	Guard	Forward	Forward	Forward	2012-13	Games
Page	Smith	Kacinas	Jackson	Slawson	2-0	2
Guard	Guard	Forward	Forward	Forward	2012-13	Games
Williams	Smith	Slawson	Jackson	Carrera	1-0	1
Guard	Guard	Forward	Forward	Forward	2012-13	Games
Williams	Smith	Kacinas	Jackson	Carrera	1-0	1
Guard	Guard	Guard	Forward	Forward	2012-13	Games
Williams	Smith	Richardson	Jackson	Kacinas	1-0	1
Guard	Guard	Guard	Forward	Forward	2012-13	Games
Leonard	Smith	Richardson	Jackson	Kacinas	1-0	1
Guard	Guard	Guard	Forward	Forward	2012-13	Games
Ellington	Smith	Richardson	Jackson	Kacinas	0-2	2
Guard	Guard	Guard	Forward	Forward	2012-13	Games
Ellington	Smith	Richardson	Jackson	Chatkevicius	1-0	1
Guard	Guard	Forward	Forward	Forward	2012-13	Games
Ellington	Smith	Carrera	Jackson	Chatkevicius	2-6	8
Guard	Guard	Guard	Forward	Forward	2012-13	Games
Ellington	Williams	Richardson	Jackson	Carrera	0-1	1
Guard	Guard	Guard	Forward	Forward	2012-13	Games
Ellington	Richardson	Leonard	Jackson	Carrera	0-2	2
Guard	Guard	Forward	Forward	Forward	2012-13	Games
Ellington	Richardson	Chatkevicius	Jackson	Carrera	0-1	1
Guard	Guard	Guard	Forward	Forward	2012-13	Games
Ellington	Steele	Phillips	Jackson	Carrera	1-0	1
Guard	Guard	Guard	Forward	Forward	2012-13	Games
Ellington	Steele	Smith	Kacinas	Carrera	0-1	1



2013 SEC MEN'S BASKETBALL TOURNAMENT

March 13-17 • Bridgestone Arena • Nashville, Tenn.



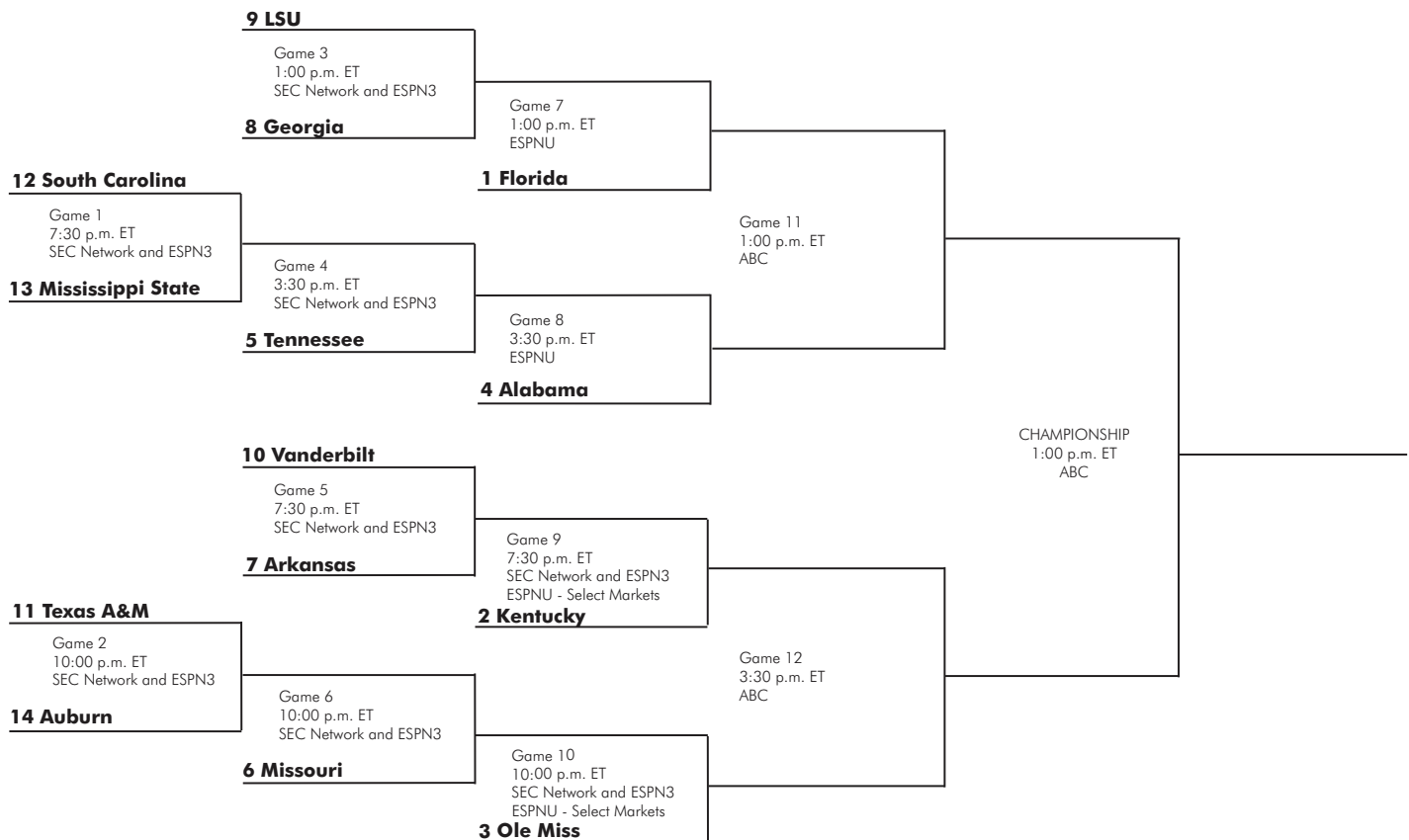
First Round Wednesday, March 13

Second Round Thursday, March 14

Quarterfinals Friday, March 15

Semifinals Saturday, March 16

Championship Sunday, March 17



ROSTER BREAKDOWN

RETURNING STARTERS (2)

Bruce Ellington
Damien Leonard
**based on final game of 2011-12 season*

RETURNING LETTERWINNERS (9)

Bruce Ellington
Carlton Geathers
Lakeem Jackson
Damien Leonard
Shane Phillips
Brian Richardson
RJ Slawson
Eric Smith
Brenton Williams

GUARDS (8)

Austin Constable
Bruce Ellington
Damien Leonard
LaShay Page
Shane Phillips
Brian Richardson
Eric Smith
Brenton Williams

FORWARDS (7)

Michael Carrera
Laimonas Chatkevicius
Carlton Geathers
Lakeem Jackson
Mindaugas Kacinas
RJ Slawson
Brian Steele

BY HEIGHT

Laimonas Chatkevicius - 6'11"
Carlton Geathers - 6'10"
RJ Slawson - 6'8"
Mindaugas Kacinas - 6'7"
Lakeem Jackson - 6'5"
Michael Carrera - 6'5"
Brian Steele - 6'5"
Brian Richardson - 6'4"
Damien Leonard - 6'4"
LaShay Page - 6'2"
Austin Constable - 6'0"
Brenton Williams - 5'11"
Eric Smith - 5'11"
Shane Phillips - 5'10"
Bruce Ellington - 5'9"

PRONUNCIATION

Lie-MOAN-us Ha-KEV-A-chus
Min-DAWG-us Kye-chin-iss

2012-13 SOUTH CAROLINA ROSTER

ALPHABETICAL

No.	Name	Pos.	Ht.	Wt.	Cl.	Exp.	Hometown/High/Last School
24	Michael Carrera	F	6-5	212	FR	HS	Anzoátegui, Venezuela/Montrose Christian School
14	Laimonas Chatkevicius	F	6-11	255	FR	HS	Klaipeda, Lithuania/South Kent School
12	Austin Constable*	F	6-0	175	FR	HS	West Chester, Pa./Henderson
23	Bruce Ellington	G	5-9	197	JR	2VL	Moncks Corner, S.C./Berkeley
45	Carlton Geathers	F	6-10	255	RS SO	1VL	Georgetown, S.C./Carvers Bay
30	Lakeem Jackson	F	6-5	235	SR	3VL	Charlotte, N.C./Christ School
25	Mindaugas Kacinas	F	6-7	210	FR	HS	Klaipeda, Lithuania/Word of Life Fire Traditional School
32	Damien Leonard	G	6-4	190	SO	1VL	Greenville, S.C./J.L. Mann
0	LaShay Page	G	6-2	195	SR	2VL	Dillon, S.C./Dillon/Southern Mississippi
55	Shane Phillips*	G	5-10	170	SR	1L	Pittsburgh, Pa./Wheeling (W.Va.) Central
2	Brian Richardson	G	6-4	175	JR	2VL	Wilson, N.C./Greenfield School
33	RJ Slawson	F	6-8	220	JR	2VL	Charleston, S.C./Fort Dorchester
5	Eric Smith	G	5-11	205	JR	2VL	Mullins, S.C./Christ School
35	Brian Steele*	F	6-5	196	FR	HS	Greenville, S.C./Wade Hampton School
1	Brenton Williams	G	5-11	175	JR	1VL	Kissimmee, Fla./Osceola High School/Santa Fe College

NUMERICAL

No.	Name	Pos.	Ht.	Wt.	Cl.	Exp.	Hometown/High/Last School
0	LaShay Page	G	6-2	195	SR	2VL	Dillon, S.C./Dillon/Southern Mississippi
1	Brenton Williams	G	5-11	175	JR	1VL	Kissimmee, Fla./Osceola High School/Santa Fe College
2	Brian Richardson	G	6-4	175	JR	2VL	Wilson, N.C./Greenfield School
5	Eric Smith	G	5-11	205	JR	2VL	Mullins, S.C./Christ School
12	Austin Constable*	F	6-0	175	FR	HS	West Chester, Pa./Henderson
14	Laimonas Chatkevicius	F	6-11	255	FR	HS	Klaipeda, Lithuania/South Kent School
23	Bruce Ellington	G	5-9	197	JR	2VL	Moncks Corner, S.C./Berkeley
24	Michael Carrera	F	6-5	212	FR	HS	Anzoátegui, Venezuela/Montrose Christian School
25	Mindaugas Kacinas	F	6-7	210	FR	HS	Klaipeda, Lithuania/Word of Life Fire Traditional School
30	Lakeem Jackson	F	6-5	235	SR	3VL	Charlotte, N.C./Christ School
32	Damien Leonard	G	6-4	190	SO	1VL	Greenville, S.C./J.L. Mann
33	RJ Slawson	F	6-8	220	JR	2VL	Charleston, S.C./Fort Dorchester
35	Brian Steele*	F	6-5	196	FR	HS	Greenville, S.C./Wade Hampton School
45	Carlton Geathers	F	6-10	255	RS SO	1VL	Georgetown, S.C./Carvers Bay
55	Shane Phillips*	G	5-10	170	SR	1L	Pittsburgh, Pa./Wheeling (W.Va.) Central

Head Coach: Frank Martin (Florida International, '93)

Associate Head Coach: Brad Underwood (Kansas State, '86)

Assistant Coach/Recruiting Coordinator: Matt Figger (Eastern Kentucky, '95)

Assistant Coach: Lamont Evans (Kansas State, '09)

Director of Basketball Operations: Andy Assaley (Cincinnati, '96)

Strength & Conditioning Coach: Scott Greenawalt (Muskingum College, '98)

Athletic Trainer: Mark Rodger (Buffalo, '01)


Video Coordinator: Dylan Lockwood (Cazenovia, '05)

Graduate Student Manager/Student-Athlete Development: Doug Edwards (Florida State, '07)

Graduate Student Manager: Darren Kent (Kansas State, '09)

** indicates walk-on*

RADIO/TV SPOT CHART



#0

LASHAY PAGE
Sr. - G - 6-2 - 195
Dillon, S.C.
Southern Miss.



#1

BRENTON WILLIAMS
Jr. - G - 5-11 - 175
Kissimmee, Fla.
Santa Fe College




#2

BRIAN RICHARDSON
Jr. - G - 6-4 - 175
Wilson, N.C.
Greenfield School



#5

ERIC SMITH
Jr. - G - 5-11 - 205
Mullins, S.C.
Christ School



#12

AUSTIN CONSTABLE
Fr. - G - 6-0 - 175
West Chester, Pa.
Henderson



#14

LAIMONAS CHATKEVICIUS
Fr. - F - 6-11 - 255
Klaipeda, Lithuania
South Kent (Conn.)
School




#23

BRUCE ELLINGTON
Jr. - G - 5-9 - 197
Moncks Corner, S.C.
Berkeley



#24

MICHAEL CARRERA
Fr. - F - 6-5 - 212
Anzoátegui, Venezuela
Montrose Christian



#25

MINDAUGAS KACINAS
Fr. - F - 6-7 - 210
Klaipeda, Lithuania
Word of Life Fire
Traditional School



#30

LAKEEM JACKSON
Sr. - F - 6-5 - 235
Charlotte, N.C.
Christ School



#32

DAMIEN LEONARD
So. - G - 6-4 - 190
Greenville, S.C.
J.L. Mann




#33

RJ SLAWSON
Jr. - F - 6-8 - 220
Charleston, S.C.
Fort Dorchester



#35

BRIAN STEELE
Fr. - F - 6-5 - 196
Greenville, S.C.
Wade Hampton School



#45

CARLTON GEATHERS
R-So. - F - 6-10 - 255
Georgetown, S.C.
Carvers Bay



#55

SHANE PHILLIPS
Sr. - G - 5-10 - 170
Pittsburgh, Pa.
Wheeling Central (W.Va.)



FRANK MARTIN
Head Coach



BRAD UNDERWOOD
Associate Head Coach



MATT FIGGER
Assistant Coach/
Recruiting Coordinator



LAMONT EVANS
Assistant Coach



ANDY ASSALEY
Director of Basketball
Operations



SCOTT GREENAWALT
Strength & Conditioning
Coach



MARK RODGER
Athletic Trainer



DOUG EDWARDS
Grad. Student Manager/
Student-Athlete
Development



DARREN KENT
Grad. Student Manager



DYLAN LOCKWOOD
Video Coordinator



EMILY FEENEY
Media Relations

GAMECOCKS RECORD WHEN ...

At home	10-8
On the road	1-9
At neutral sites	3-0
In overtime	3-1
vs. Top 25 team	0-2
vs. Top 10 team	0-1
vs. Top 3 team	0-0
Leading at half	12-3
Trailing at half	2-12
Tied at half	0-2
Shooting 50% or better	6-0
Shooting between 39-49%	8-5
Shooting less than 39%	0-12
Opp. shooting 50% or better	3-7
Opp. shooting between 39-49%	6-7
Opp. shooting less than 39%	5-3
Shooting better than opp.	12-2
Shooting worse then/equal to opp.	2-15
Starters out-score opp. starters	6-4
Opp. starters score/equal more	8-13
Bench out-scores opp. bench	13-8
Opp. bench scores/equals more	1-9
Having more FTs than opp.	8-2
Having equal/less FTs than opp.	6-16
Have more TOs than opp.	7-7
Having equal/less TOs than opp.	7-9
Having more rebounds than opp.	10-8
Having equal/less rebounds than opp.	4-9
Making 6 or more 3FGs	10-9
Having 15 or more assists	8-2
Having less than 15 assists	6-16
Score more points in paint than opp.	9-4
Scoring equal/less points in paint than opp.	5-13
Scoring more points off TOs than opp.	9-4
Scoring equal/less points off TOs than opp.	5-13
Scoring more 2nd-chance points than opp.	11-8
Scoring equal/less 2nd-chance points than opp.	3-9
Scoring more fast break points than opp.	5-3
Scoring equal/less fast break points than opp.	9-14
Wearing White uniforms	5-5
Wearing Garnet uniforms	1-4
Wearing Black uniforms	2-4
Wearing Gray Uniforms	6-4
Playing on live TV	10-16
Playing in November	5-2
Playing in December	4-1
Playing in January	3-5
Playing in February	1-7
Playing in March	1-2
Playing a day-game	3-7
Playing a night-game	10-8
Playing on Sunday	2-2
Playing on a Monday	1-0
Playing on a Tuesday	0-2
Playing on a Wednesday	4-3
Playing on a Thursday	0-3
Playing on a Friday	3-0
Playing on a Saturday	4-7
Scoring margin is 5 points or less	2-3
Margin is between 6-10	5-5
Margin is between 11-20	6-5
Margin is more than 20	1-4
Scoring 59 points or less	0-10
Scoring 60-69 points	2-5
Scoring 70-79 points	6-1
Scoring 80-89 points	5-0
Scoring 90-99 points	1-0
Scoring 100+ points	0-0

MISCELLANEOUS

Current streak	L1
Home court streak	W1
Away streak	L7
Neutral court streak	W3

2012-13 SUPERLATIVES

(tied for team lead also included)

Scoring Leaders	'12-13	Career
LaShay Page	3	3*
Brenton Williams	9	10
Lakeem Jackson	4	6
Michael Carrera	9	9
Brian Richardson	3	5
Bruce Ellington	2	22
Damien Leonard	1	4

Rebounding Leaders	'12-13	Career
Michael Carrera	13	13
Lakeem Jackson	10	26
LaShay Page	1	1*
Mindaugas Kacinas	3	3
Laimonas Chatkevicius	3	3
Damien Leonard	3	3
Brian Richardson	1	1
Bruce Ellington	1	2

Assists Leaders	'12-13	Career
Eric Smith	16	22
Lakeem Jackson	7	30
Brian Richardson	3	4
Bruce Ellington	12	46
Brenton Williams	1	1
Damien Leonard	1	2

Blocks Leaders	'12-13	Career
Michael Carrera	8	8
RJ Slawson	8	13
Damien Leonard	1	1
Brenton Williams	2	2
Brian Richardson	3	3
Lakeem Jackson	8	11
Mindaugas Kacinas	6	6
LaShay Page	1	1*
Laimonas Chatkevicius	4	4
Bruce Ellington	1	2

Steals Leaders	'12-13	Career
Lakeem Jackson	10	27
Eric Smith	7	8
Brenton Williams	8	11
Brian Richardson	4	11
Mindaugas Kacinas	2	2
LaShay Page	1	1*
Michael Carrera	3	3
Damien Leonard	2	5
RJ Slawson	4	9
Bruce Ellington	10	24
Shane Phillips	1	1
Laimonas Chatkevicius	1	1
Brian Steele	1	1

Double-Figure Scoring	'12-13	Career
Michael Carrera	12	12
Lakeem Jackson	11	29
LaShay Page	5	5*
Brenton Williams	17	23
RJ Slawson	3	6
Eric Smith	5	7
Brian Richardson	11	21
Mindaugas Kacinas	5	5
Bruce Ellington	10	38
Damien Leonard	4	12
Laimonas Chatkevicius	1	1

20+ points	'12-13	Career
LaShay Page	2	2*
Brenton Williams	2	2
Brian Richardson	2	2
Damien Leonard	1	1

30+ points	'12-13	Career
Brenton Williams	1	1

Double-Figure Rebounding	'12-13	Career
Michael Carrera	6	6
Mindaugas Kacinas	3	3
Lakeem Jackson	5	11
Laimonas Chatkevicius	1	1

5+ assists	'12-13	Career
Eric Smith	8	9
Lakeem Jackson	2	8
Bruce Ellington	4	13

3+ steals	'12-13	Career
Eric Smith	2	2
Bruce Ellington	2	4
Michael Carrera	1	1
Lakeem Jackson	1	8
Brenton Williams	1	4

2+ blocks	'12-13	Career
Michael Carrera	4	4
Lakeem Jackson	6	10
Mindaugas Kacinas	5	5
Brian Richardson	1	1
RJ Slawson	2	5
Laimonas Chatkevicius	4	4
Bruce Ellington	1	1

Double-Doubles	'12-13	Career
Michael Carrera	5	5
Lakeem Jackson	3	4
Mindaugas Kacinas	1	1

Clutch Free Throws (under 5 min/OT)	'12-13	Career
LaShay Page	14-15	.933
Michael Carrera	17-22	.773
Brenton Williams	27-30	.900
Bruce Ellington	13-23	.565
Mindaugas Kacinas	14-19	.737
Eric Smith	19-27	.704
Lakeem Jackson	3-17	.176
Brian Richardson	11-14	.786
Brian Steele	2-2	1.000
Damien Leonard	6-8	.750
Laimonas Chatkevicius	2-6	.333
RJ Slawson	1-7	.143
Totals	129-190	.679

* indicates at South Carolina

Miscellaneous

Largest Halftime Lead		
SC	27, vs. Jacksonville, Dec. 7, 2012	
Opp	23, at Florida, Jan. 30, 2013	
Smallest Halftime Lead		
SC	1, vs. Auburn, Jan. 12, vs. UGA, Feb. 2, vs. Ole Miss, Feb. 20	
Opp	1, Clemson, Dec. 2, 2012	
Fewest Points In First Half		
SC	10, at Florida, Jan. 30, 2013	
Opp	22, UALR, Nov. 25, 2012	
Most Points In First Half		
SC	57, vs. Jacksonville, Dec. 7, 2012	
Opp	45, Kentucky, Feb. 5, 2013	
Most Points In Second Half		
SC	45, vs. Miss State, March 6, 2013	
Opp	51, St. John's, Nov. 29, 2012	
Fewest Points In Second Half		
SC	22, vs. LSU, Feb. 14, 2013	
Opp	25, Missouri State, Nov. 24, 2012	
Most Points in Overtime		
SC	16, twice, last vs. Missz. State, Nov. 24, 2012	
Opp	9, twice, last Missouri State, Nov. 24, 2012	
Largest Margin of Victory		
SC	21, vs. Arkansas, Jan. 26, 2013	
Opp	39, at Florida, Jan. 30, 2013	
Smallest Margin of Victory		
SC	1, vs. Ole Miss, Feb. 20, 2013	
Opp	2, at Mississippi State, Jan. 9, 2013	

2012-13 RESULTS: OVERALL, 14-17; HOME, 10-8; AWAY, 1-9; NEUTRAL, 3-0; SEC, 4-14

DATE	OPPONENT	W/L	SCORE	RECORD (SEC)	POINTS	REBOUNDS	ASSISTS	BLOCKS	STEALS	ATTENDANCE
Nov. 11	Milwaukee &	W	82-75 (OT)	1-0	Page (19)	Carrera (15)	Smith (4)	Carrera (3)	5 with 1	7335 (paid)
Nov. 16	Morgan State	W	87-71	2-0	Page (20)	Jackson (8)	Jackson (4)	Slawson/Lenard (1)	Page (2)	8019 (paid)
Nov. 19	Rider &	W	88-76	3-0	Williams (22)	Jackson (7)	Richardson (6)	Williams/Richardson (1)	Jackson (2)	7157 (paid)
Nov. 21	Elon	L	65-53	3-1	Jackson (14)	Jackson (10)	Richardson (4)	Jackson (2)	Jackson (2)	6754 (paid)
Nov. 24	vs. Missouri State ^	W	74-64 (OT)	4-1	Page (22)	Page (6)	Smith (6)	Kacinas (2)	Carrera/Leonard (1)	303
Nov. 25	vs. UALR ^	W	74-62	5-1	Williams (17)	Jackson (15)	Smith/Jackson (5)	Jackson/Kacinas (2)	Smith (3)	276
Nov. 29	at St. John's %	L	89-65	5-2	Carrera (11)	Carrera (11)	Smith/Richardson (2)	Page (1)	Slawson/Williams (1)	4,902
Dec. 2	Clemson	L	64-55	5-3	Williams (16)	Jackson/Carrera (6)	Smith (3)	4 with 1	3 with 1	10,684 (paid)
Dec. 7	Jacksonville	W	91-74	6-3	Carrera (17)	Carrera (9)	Smith (7)	Carrera/Kacinas (2)	3 with 1	6,980 (paid)
Dec. 19	Appalachian State	W	74-69	7-3	Jackson (16)	Kacinas (12)	Smith (9)	Kacinas (3)	4 with 1	8,118 (paid)
Dec. 22	vs. Manhattan #	W	63-57	8-3	Williams (17)	Jackson (11)	Smith/Jackson (3)	Williams (1)	Williams/Slawson (2)	-
Dec. 29	Presbyterian	W	76-60	9-3	Richardson (16)	Chatkevicius/Leonard (6)	Smith (5)	Slawson (3)	Williams (2)	7,344 (paid)
Jan. 5	SC State	W	80-69	10-3	Jackson (16)	Kacinas (10)	Smith (7)	3 with 1	Williams (2)	7,394 (paid)
Jan. 9	at Miss. State*	L	56-54	10-4 (0-1)	Richardson (20)	Richardson (8)	Smith (5)	Jackson (4)	3 with 2	4,054
Jan. 12	Auburn*	L	74-71	10-5 (0-2)	Ellington (18)	Leonard (9)	Ellington/Carrera (5)	Carrera (2)	Ellington (2)	9,117 (paid)
Jan. 16	at LSU*	W	82-73 (OT)	11-5 (1-2)	Carrera (23)	Jackson (11)	Jackson (4)	Chatkevicius/Ellington (1)	Ellington (3)	6,654
Jan. 19	Vanderbilt*	L	58-51	11-6 (1-3)	Williams (16)	Jackson (10)	Ellington/Williams (2)	Carrera/Richardson (1)	Ellington (3)	11,175 (paid)
Jan. 22	at No. 22 Missouri†	L	71-65	11-7 (1-4)	Williams (16)	Ellington (9)	Ellington/Jackson (3)	Chatkevicius (2)	Jackson/Williams (2)	11,830
Jan. 26	vs. Arkansas*	W	75-54	12-7 (2-4)	Richardson (20)	Chatkevicius (7)	Ellington (4)	Jackson (2)	Jackson/Ellington (1)	10,926 (paid)
Jan. 30	at No. 4 Florida*	L	75-36	12-8 (2-5)	Carrera (13)	Carrera (9)	Ellington (3)	-	Jackson/Leonard (2)	10,533
Feb. 2	vs. Georgia*	L	67-56	12-9 (2-6)	Carrera (16)	Carrera (7)	Jackson/Smith/Ellington (2)	Carrera/Slawson (1)	Carrera (3)	11,327 (paid)
Feb. 5	at Kentucky*	L	77-55	12-10 (2-7)	Carrera (18)	Carrera/Leonard (6)	Smith/Leonard (2)	Jackson (2)	Kacinas (2)	22,559
Feb. 10	vs. Tennessee*	L	66-61	12-11 (2-8)	Carrera (18)	Carrera (11)	Ellington (5)	Slawson (1)	Richardson/Slawson (2)	10,101 (paid)
Feb. 14	vs. LSU*	L	64-46	12-12 (2-9)	Jackson (10)	Carrera (8)	Jackson (3)	Slawson (3)	Jackson (3)	7,486 (paid)
Feb. 16	at Alabama*	L	68-58	12-13 (2-10)	Williams (14)	Jackson (9)	Ellington (3)	-	Williams (4)	13,112
Feb. 20	vs. Ole Miss*	W	63-62	13-13 (3-10)	Carrera (13)	Carrera (13)	Smith (5)	Carrera (3)	Ellington (2)	7,721 (paid)
Feb. 23	at Georgia*	L	62-54 (OT)	13-14 (3-11)	Ellington(11)	Chatkevicius (10)	Ellington (3)	Carrera (3)	Smith (3)	6,590
Feb. 28	vs. Missouri*	L	90-68	13-15 (3-12)	Leonard (20)	Carrera/Kacinas (4)	Smith/Ellington (4)	Slawson (2)	Carrera/Ellington (2)	9,360 (paid)
March 2	at Texas A&M*	L	74-56	13-16 (3-13)	Carrera (16)	Carrera (9)	Ellington (6)	Carrera (1)	Ellington (2)	9,561
March 6	vs. Miss. State*	W	79-72	14-16 (4-13)	Williams (38)	Jackson (9)	Ellington (6)	Jackson (1)	Phillips (2)	7,860 (paid)
March 9	at Vanderbilt*	L	74-64	14-17 (4-14)	Williams (17)	Carrera (13)	Smith (4)	Chatkevicius/Slawson (2)	3 with 1	10,279

* indicates SEC contest | &-Hoops For Hope Classic (Columbia, S.C.) | ^-Hoops For Hope Classic (Puerto Vallarta, Mexico) | %-SEC/BIG EAST Challenge | #-Brooklyn Hoops Holiday Invitational (Brooklyn, N.Y.)

GAME 31 - VANDERBILT 74, SOUTH CAROLINA 64

MARCH 9, 2013/MEMORIAL GYMNASIUM

NASHVILLE, Tenn. - South Carolina (14-17, 4-14 SEC) dropped their regular season finale to Vanderbilt (14-16, 8-10 SEC) 74-64 at Memorial Gymnasium on Saturday afternoon. For the second game in a row, junior guard Brenton Williams led South Carolina offensively, scoring 17 points.

Junior guard Bruce Ellington was the only other Gamecock to reach double figures, scoring 10 on the afternoon. Freshman forward Laimonas Chatkevicius contributed nine points. Freshman forward Michael Carrera registered a game-high 13 rebounds in the contest. South Carolina out-rebounded Vanderbilt 39-32 and held a 17-8 upperhand on the offensive glass.

Three Commodores reached double digits in the game. Junior forward Rod Odom and sophomore guard Dai-Jon Parker scored a game-high 18 points apiece with sophomore guard Kedren Johnson adding 12 in the matchup. Odom collected a team-high 8 boards for Vanderbilt.

The Gamecocks shot 35.9 percent from the floor, hitting 23-of-64 of their attempts while the Commodores hit 22-of-48 of their shots for a 45.8 percent performance. Vanderbilt notched 23 points from the free throw line on 28 attempts in comparison to South Carolina's 11-of-13 from the charity stripe.

The score stood at 6-4 Vanderbilt at the opening media timeout and the teams traded baskets out of the break before a 3 from Vandy's Parker put the score at 13-8 Commodores with 11:57 to go in the opening half.

Junior guard Brian Richardson connected for a tip-in at the 10:50 mark, and Carrera was a perfect 4-of-4 from the charity stripe over the course of the next two minutes. Parker hit his second 3 of the half for Vandy during the stretch, and the score stood at 16-14 Commodores with 7:34 to play.

Junior forward RJ Slawson provided a lay-up and Chatkevicius connected for two from the free throw line with 4:33 to play before half, but Vandy's Odom connected from long range on back-to-back possessions to push the lead to 10 at 28-18, forcing a Carolina timeout with 3:29 to play.

Ellington continued solid shooting from the free throw line for the Gamecocks with two makes with 3:11 showing on the clock to pull Carolina within eight, but Odom added two jumpers and a pair of free throws around a 3 from Ellington to put the score at 34-23 Commodores with just over a minute to play.

A last-second lay-in from Vandy's junior guard Kyle Fuller put the score at 36-25 at the half. The Gamecocks shot just 26.7 percent (8-30) from the floor in the first half, compared to a solid 53.8 percent (14-26) from the Commodores. Carolina's 8-of-8 effort from the free throw line offset a 1-of-7 mark from 3-point range in the opening 20 minutes. Ellington posted five points in the half to lead the Gamecocks, Vandy's Odom provided 16 to pace the team.

Chatkevicius hit a turnaround jumper on an assist from freshman forward Brian Steele with 16:53 remaining to pull the Gamecocks within 10 at 37-27.

Williams scored eight straight points through the middle part of the second half to put the score at 41-37 Vandy with 13 minutes to play. VU's Johnson would add two from the free throw line, and Steele would hit a 3 for Carolina, countered by a 3 from Vanderbilt freshman forward Sheldon Jeter for a 46-40 Commodore lead at the 11:57 mark.

Chatkevicius provided five-straight points for the Gamecocks near the eight-minute mark, capped with a 3 with 8:06 on the clock to pull Carolina within four at 52-48.

The Gamecocks pulled within two at 56-54 with 3:45 to play on solid shooting around the basket. A jumper from Williams and Ellington, and a lay-up from senior forward Lakeem Jackson and a called foul capped the 6-2 run at the 3:45 mark.

A jumper from Vandy's redshirt sophomore center Josh Henderson and made 3 from Parker pushed the Vandy lead to 61-54 with 2:15 to play, forcing a Gamecocks timeout.

Ellington connected for a 3 out of the break for a 61-57 score, but Commodore freshman guard Kevin Bright countered with a 3 at the opposite end.

Smith added a lay-up at the one-minute mark and Williams sank a 3 with 35.6 seconds to go for a 66-62 Vandy upperhand, but the Commodores connected from the free throw line in the final seconds to close the 74-64 win.

GAME 31



Official Basketball Box Score - Game Totals - Final Statistics

South Carolina vs Vanderbilt

03/09/13 12:47 p.m. at Nashville, Tenn. (Memorial Gym)

South Carolina 64 • 14-17, 4-14 SEC

##	Player	Pos	Total			3-Ptr			Rebounds			PF	TP	A	TO	Bk	Stl	Min
			FG	FGA	FT	FTA	Off	Def	Tot	Off	Def							
24	CARRERA, Michael	f	0-9	0-1	5-6	5	8	13	3	5	0	5	0	0	0	0	22	
25	KACINAS, Mindaugas	f	1-1	0-0	0-0	1	0	1	2	2	0	1	0	0	0	9		
35	STEELE, Brian	f	1-2	1-2	0-0	0	3	3	1	3	3	0	0	1	15			
05	SMITH, Eric	g	2-7	0-2	2-2	1	1	2	2	6	4	0	0	0	26			
23	ELLINGTON, Bruce	g	3-9	2-2	2-2	1	3	4	5	10	3	1	0	0	30			
01	WILLIAMS, Brenton		7-15	3-8	0-0	1	4	5	0	17	2	0	0	0	31			
02	RICHARDSON, Brian		1-3	0-0	0-0	1	0	1	0	2	0	0	0	0	7			
14	CHATKEVICIUS, L.		3-6	1-2	2-2	2	2	4	2	9	1	3	2	1	21			
30	JACKSON, Lakeem		2-6	0-1	0-1	3	0	3	1	4	0	0	0	1	23			
32	LEONARD, Damien		0-1	0-1	0-0	0	0	0	1	0	0	0	0	0	3			
33	SLAWSON, RJ		3-5	0-1	0-0	1	1	2	4	6	0	1	2	0	13			
55	PHILLIPS, Shane		0-0	0-0	0-0	0	0	0	1	0	0	0	0	0	0+			
	Team					1	0	1										
	Totals		23-64	7-20	11-13	17	22	39	22	64	13	12	4	3	200			

FG % 1st Half:	8-30	26.7%	2nd half:	15-34	44.1%	Game:	23-64	35.9%	Deadball
3FG % 1st Half:	1-7	14.3%	2nd half:	6-13	46.2%	Game:	7-20	35.0%	Rebounds
FT % 1st Half:	8-8	100.0	2nd half:	3-5	60.0%	Game:	11-13	84.6%	2

Vanderbilt 74 • 14-16, 8-10 SEC

##	Player	Pos	Total			3-Ptr			Rebounds			PF	TP	A	TO	Bk	Stl	Min
			FG	FGA	FT	FTA	Off	Def	Tot	Off	Def							
00	ODOM, Rod	f	6-11	2-4	4-6	0	8	8	1	18	0	0	1	1	34			
40	HENDERSON, Josh	c	2-4	0-0	0-0	4	2	6	4	4	2	1	3	0	19			
02	JOHNSON, Kedren	g	1-8	0-3	10-12	0	0	0	2	12	3	2	2	0	28			
15	BRIGHT, Kevin	g	3-7	1-4	0-0	0	7	7	1	7	3	3	0	1	34			
24	PARKER, Dai-Jon	g	5-7	3-4	5-6	1	4	5	0	18	3	1	0	0	34			
10	WATKINS, Nathan		0-0	0-0	0-0	0	0	0	0	0	0	0	0	0	0+			
11	FULLER, Kyle		1-5	0-2	0-0	0	1	1	0	2	1	1	0	1	21			
14	JOSEPHS, Carter		0-0	0-0	0-0	0	0	0	0	0	0	0	0	0	0+			
20	ASTROTH, A.J.		0-0	0-0	0-0	0	0	0	0	0	0	0	0	0	0+			
21	JETER, Sheldon		3-5	1-2	2-2	0	1	1	4	9	0	1	0	17				
34	MOATS, Shelby		0-0	0-0	2-2	2	0	2	4	2	0	1	1	13				
35	SIKAM, James		1-1	0-0	0-0	1	0	1	0	2	0	0	0	0	0+			
	Team					0	1	1										
	Totals		22-48	7-19	23-28	8	24	32	16	74	12	9	8	4	200			

FG % 1st Half:	14-26	53.8%	2nd half:	8-22	36.4%	Game:	22-48	45.8%	Deadball
3FG % 1st Half:	4-10	40.0%	2nd half:	3-9	33.3%	Game:	7-19	36.8%	Rebounds
FT % 1st Half:	4-6	66.7%	2nd half:	19-22	86.4%	Game:	23-28	82.1%	1

Officials: Antonio Petty, Patrick Evans, Steven Anderson
 Technical fouls: South Carolina-None, Vanderbilt-None.
 Attendance: 10279

Score by periods	1st		2nd		Total
	1	2	1	2	
South Carolina	25	39	64		
Vanderbilt	36	38	74		

Points	In	Off	2nd	Fast	Bench
SC	18	11	14	0	38
VU	20	14	7	2	15

Last FG - SC 2nd-00:34, VU 2nd-00:06. Score tied - 2 times.
 Largest lead - SC by 2 1st-18:57, VU by 12 1st-01:53. Lead changed - 1 time.



#23 - BRUCE ELLINGTON

JUNIOR | GUARD | 5'9" | 197 | 2 LETTERS
MONCK'S CORNER, S.C./BERKELEY

ELLINGTON'S CAREER HIGHS

- POINTS**
31, at Furman (Dec. 22, 2010)
- FIELD GOALS**
11, at Furman (Dec. 22, 2010)
- FIELD GOAL ATTEMPTS**
23, at Furman (Dec. 22, 2010)
- 3-POINT FIELD GOALS**
6, twice, last vs. Vanderbilt (Jan. 8, 2011)
- 3-POINT FIELD GOAL ATTEMPTS**
13, twice, last vs. Tennessee (Feb. 16, 2011)
- FREE THROWS**
7, twice, last vs. Kentucky (Feb. 5, 2013)
- FREE THROW ATTEMPTS**
11, vs. Arkansas (Jan. 19, 2011)
- REBOUNDS**
9, vs. Missouri (Jan. 22, 2013)
- ASSISTS**
8, vs. WKU (Nov. 27, 2010)
- BLOCKS**
2, vs. LSU (Feb. 14, 2013)
- STEALS**
4, at Michigan State (Nov. 16, 2010)
- MINUTES PLAYED**
46, vs. WKU (Nov. 27, 2010)

ELLINGTON'S SEASON HIGHS

- POINTS**
18, vs. Auburn (Jan. 12, 2013)
- FIELD GOALS**
8, vs. Auburn (Jan. 12, 2013)
- FIELD GOAL ATTEMPTS**
15, twice, last vs. Georgia (Feb. 23, 2013)
- 3-POINT FIELD GOALS**
3, 3x, vs. Georgia (Feb. 23, 2013)
- 3-POINT FIELD GOAL ATTEMPTS**
9, vs. Georgia (Feb. 23, 2013)
- FREE THROWS**
7, vs. Kentucky (Feb. 5, 2013)
- FREE THROW ATTEMPTS**
10, vs. Jacksonville (Dec. 7, 2012)
- REBOUNDS**
9, vs. Missouri (Jan. 22, 2013)
- ASSISTS**
6, twice, last vs. Miss. State (March 6, 2013)
- BLOCKS**
2, vs. LSU (Feb. 14, 2013)
- STEALS**
3, twice, last vs. Vandy (Jan. 19, 2013)
- MINUTES PLAYED**
38, vs. LSU (Jan. 16, 2013)

2012-13

Opponent	Date	GS	Min	FG-FGA	Pct	3FG-FGA	Pct	FT-FTA	Pct	Off	Def	Tot	Avg	PF	FO	A	TO	Blk	Stl	Pts	Avg	
MILWAUKEE	11/11/12	-	-	-	-	-	-	DNP - Football	-	-	-	-	-	-	-	-	-	-	-	-	-	-
MORGAN STATE	11/16/12	-	-	-	-	-	-	DNP - Football	-	-	-	-	-	-	-	-	-	-	-	-	-	-
RIDER	11/19/12	-	-	-	-	-	-	DNP - Football	-	-	-	-	-	-	-	-	-	-	-	-	-	-
ELON	11/21/12	-	-	-	-	-	-	DNP - Football	-	-	-	-	-	-	-	-	-	-	-	-	-	-
vs. Missouri State	11/24/12	-	-	-	-	-	-	DNP - Football	-	-	-	-	-	-	-	-	-	-	-	-	-	-
vs. UALR	11/25/12	-	-	-	-	-	-	DNP - Football	-	-	-	-	-	-	-	-	-	-	-	-	-	-
at St. John's	11/29/12	29	3-10	.300	0-4	.000	1-2	.500	1	0	1	1.0	1	0	0	3	0	0	7	7.0		
CLEMSON	12/2/12	27	4-9	.368	0-2	.000	4-5	.714	0	3	3	2.0	4	0	2	5	0	1	12	9.5		
JACKSONVILLE	12/7/12	25	3-7	.385	0-1	.000	6-10	.647	0	4	4	2.7	2	0	1	2	0	1	12	10.3		
APPALACHIAN ST	12/19/12	27	3-7	.394	2-2	.222	0-0	.647	1	3	4	3.0	3	0	1	2	1	1	8	9.8		
vs. Manhattan	12/22/12	-	-	-	-	-	-	DNP - Football	-	-	-	-	-	-	-	-	-	-	-	-	-	
PRESBYTERIAN	12/29/12	-	-	-	-	-	-	DNP - Football	-	-	-	-	-	-	-	-	-	-	-	-	-	
SC STATE	1/5/13	-	-	-	-	-	-	DNP - coach's decision	-	-	-	-	-	-	-	-	-	-	-	-	-	
at Miss State	1/9/13	* 23	4-7	.425	3-6	.333	0-0	.647	0	0	0	2.4	4	0	2	9	0	2	11	10.0		
AUBURN	1/12/13	* 36	8-15	.455	1-4	.316	1-1	.667	1	0	1	2.2	3	0	5	2	0	2	18	11.3		
at LSU	1/16/13	* 38	3-12	.418	0-2	.286	1-4	.591	0	2	2	2.1	1	0	1	3	1	3	7	10.7		
VANDERBILT	1/19/13	* 34	2-13	.375	0-5	.231	3-4	.615	1	3	4	2.4	5	1	2	1	0	3	7	10.3		
at Missouri	1/22/13	* 36	3-12	.359	0-2	.214	1-4	.567	3	6	9	3.1	1	0	3	3	0	1	7	9.9		
ARKANSAS	1/26/13	* 33	6-8	.390	2-2	.267	0-1	.548	1	3	4	3.2	1	0	4	3	0	1	14	10.3		
at Florida	1/30/13	* 34	2-9	.376	1-4	.265	2-2	.576	1	2	3	3.2	2	0	3	7	0	0	7	10.0		
GEORGIA	2/2/13	* 36	5-12	.380	3-6	.300	1-1	.588	0	0	0	2.9	3	0	2	5	0	1	14	10.3		
at Kentucky	2/5/13	* 23	1-8	.364	0-4	.273	7-9	.628	0	1	1	2.8	2	0	0	3	0	0	9	10.2		
TENNESSEE	2/10/13	* 36	1-9	.348	0-1	.267	4-6	.633	0	2	2	2.7	3	0	5	2	0	1	6	9.9		
LSU	2/14/13	* 36	4-14	.342	0-2	.255	1-2	.627	2	4	6	2.9	2	0	2	2	2	2	9	9.9		
at Alabama	2/16/13	* 36	5-12	.348	1-4	.255	0-0	.627	3	1	4	3.0	3	0	3	2	0	2	11	9.9		
OLE MISS	2/20/13	* 36	4-14	.343	1-5	.250	0-0	.627	0	1	1	2.9	3	0	3	2	1	2	9	9.9		
at Georgia	2/23/13	* 42	4-15	.337	3-9	.262	0-0	.627	0	1	1	2.8	4	0	3	0	0	1	11	9.9		
MISSOURI	2/28/13	* 32	2-7	.335	0-4	.246	2-4	.618	0	1	1	2.7	0	0	4	1	0	2	6	9.7		
at Texas A&M	3/2/13	* 32	3-10	.333	1-3	.250	3-5	.617	0	2	2	2.7	4	0	6	2	0	2	10	9.8		
MISS STATE	3/6/13	* 33	1-5	.330	1-3	.253	6-9	.623	0	1	1	2.6	4	0	6	4	0	1	9	9.7		
at Vanderbilt	3/9/13	* 30	3-9	.330	2-2	.273	2-2	.634	1	3	4	2.6	5	1	3	1	0	0	10	9.7		
vs. Miss State	3/13/13																					

SEASON NOTES

Joined the basketball team for practice on Nov. 27 and will continue with practices and games until the start of bowl practice for the Gamecock football squad ... Ellington is currently the top receiver for the Carolina football team with 38 catches for 564 yards and six TD's, including two TD's last weekend vs. Clemson ... Ellington also handles kickoff returns for the football squad (averages 22.2 yards per return in 2012) ... He posted back-to-back 100 receiving yards vs. Tennessee (Oct. 27), and Arkansas (Nov. 10), and caught seven passes vs. Clemson for 72 yards on Nov. 24 ... In his first basketball contest of the season vs. St. John's (Nov. 29), played a team high 29 minutes and scored seven points ... Posted 12 points off the bench and first two assists of the season vs. Clemson (Dec. 2) ... Scored 12 points vs. Jacksonville (Dec. 7), collecting a season high four rebounds in 25 minutes played ... Saw action vs. Appalachian State (Dec. 19), scoring eight points off the bench ... Will return to basketball following the Outback Bowl on Jan. 1 ... Returned to the court vs. Mississippi State (Jan. 9), posting 11 points and two assists, but committing nine turnovers ... Played with solid efficiency vs. Auburn (Jan. 12), dishing five assists against just two turnovers, also posted a team high 18 points in the contest ... Posted seven points and collected a team high three steals vs. LSU (Jan. 16) ... Collected three steals and posted seven points in loss to Vandy (Jan. 19); hit just 2-of-13 attempts from the floor vs. the Commodores ... Posted a career high nine rebounds, but struggled from the floor, hitting just 3-of-12 attempts at Missouri (Jan. 22) ... Solid from the floor, hitting 6-of-8 attempts (2-2 from 3), while dishing a team high four assists in win vs. Arkansas (Jan. 26) ... Three turnovers and seven points, but also seven turnovers vs. Florida (Jan. 30) ... Scored 14 points, matching a season high with three made 3s vs. Georgia (Feb. 2) ... Posted nine points at Kentucky (Feb. 5), including seven from the free throw line ... Matched season high with five assists vs. Tennessee (Feb. 10) ... Set career high with two blocks vs. LSU (Feb. 14) ... 11 points, three assists and two steals at Alabama (Feb. 16) ... Nine points and three assists, with a team best two steals in win vs. Ole Miss (Feb. 20) ... Scored 11 points and collected three assists at Georgia (Feb. 23) ... Four assists and two steals, while adding six points vs. Missouri (Feb. 28) ... Collected a season high six assists at Texas A&M (March 2), while adding 10 points ... Scored nine points and once again matched season high for second straight game with six assists vs. Miss State (March 6) ... 10 points and three assists at Vandy (March 9) ...

CAREER STATISTICS

Season	GP-GS	Min	Avg	FG	FGA	Pct	3FG	3FGA	Pct	FT	FTA	Pct	Off	Def	Tot	Avg	PF	FO	Ast	TO	Blk	Stl	Pts	Avg
2010-11	30-30	928	30.9	138	423	.326	61	198	.308	47	74	.635	25	75	100	3.3	75	0	97	87	0	31	384	12.8
2011-12	24-15	697	29.0	100	280	.357	39	118	.331	26	34	.765	18	37	55	2.3	53	0	74	54	2	16	265	11.0
2012-13	22-18	714	32.5	74	224	.330	21	77	.273	45	71	.634	15	43	58	2.6	60	2	61	63	5	29	214	9.7
Totals	76-63	2339	30.8	312	927	.337	121	393	.308	118	179	.659	58	155	213	2.8	188	2	232	204	7	76	863	11.4

CAREER SEC STATISTICS

Season	GP-GS	Min	Avg	FG	FGA	Pct	3FG	3FGA	Pct	FT	FTA	Pct	Off	Def	Tot	Avg	PF	FO	Ast	TO	Blk	Stl	Pts	Avg
2011	16-16	500	31.3	69	237	.291	31	122	.254	23	35	.657	18	32	50	3.1	41	0	42	43	0	14	192	12.0
2012	16-14	511	31.9	72	209	.344	26	85	.306	18	24	.750	14	28	42	2.6	34	0	58	40	1	14	188	11.8
2013	18-18	606	33.7	61	191	.319	19	68	.279	34	54	.630	13	33	46	2.6	50	2	57	52	4	26	175	9.7
Totals	50-48	1617	32.3	202	637	.317	76	275	.276	75	113	.664	45	93	138	2.8	125	2	157	135	5	54	555	11.1



#2 - BRIAN RICHARDSON

JUNIOR | GUARD | 6'4" | 175 | 2 LETTERS
 WILSON, N.C./GREENFIELD SCHOOL

RICHARDSON'S CAREER HIGHS

- POINTS**
20, twice, last vs. Arkansas (Jan. 26, 2013)
- FIELD GOALS**
7, vs. Miss. State (Jan. 9, 2013)
- FIELD GOAL ATTEMPTS**
19, vs. Miss. State (Jan. 9, 2013)
- 3-POINT FIELD GOALS**
5, twice, last vs. Miss. State (Jan. 9, 2013)
- 3-POINT FIELD GOAL ATTEMPTS**
11, vs. Miss. State (Jan. 9, 2013)
- FREE THROWS**
7, vs. Delaware State (12/1/10)
- FREE THROW ATTEMPTS**
8, vs. Delaware State (12/1/10)
- REBOUNDS**
8, vs. Elon (Nov. 21, 2012)
- ASSISTS**
6, vs. Rider (Nov. 19, 2012)
- BLOCKS**
2, vs. Appalachian State (Dec. 19, 2012)
- STEALS**
2, 3x, last vs. Tennessee (Feb. 10, 2013)
- MINUTES PLAYED**
38, vs. Missouri State (Nov. 24, 2012)

RICHARDSON'S SEASON HIGHS

- POINTS**
20, twice, last vs. Arkansas (Jan. 26, 2013)
- FIELD GOALS**
8, vs. Arkansas (Jan. 26, 2013)
- FIELD GOAL ATTEMPTS**
19, vs. Miss. State (Jan. 9, 2013)
- 3-POINT FIELD GOALS**
5, vs. Miss. State (Jan. 9, 2013)
- 3-POINT FIELD GOAL ATTEMPTS**
11, vs. Miss. State (Jan. 9, 2013)
- FREE THROWS**
4, twice, last vs. Alabama (Feb. 16, 2013)
- FREE THROW ATTEMPTS**
6, vs. Alabama (Feb. 16, 2013)
- REBOUNDS**
8, twice, last vs. Miss. State (Jan. 9, 2013)
- ASSISTS**
6, vs. Rider (Nov. 19, 2012)
- BLOCKS**
2, vs. Appalachian State (Dec. 19, 2012)
- STEALS**
2, 3x, last vs. Tennessee (Feb. 10, 2013)
- MINUTES PLAYED**
38, vs. Missouri State (Nov. 24, 2012)

2012-13

Opponent	Date	GS	Min	FG-FGA	Pct	3FG-3FGA	Pct	FT-FTA	Pct	Off	Def	Tot	Avg	PF	FO	A	TO	Blk	Stl	Pts	Avg	
MILWAUKEE	11/11/12	20	3-3	1.000	0-0	.000	0-0	.000	0	0	0	0	0	0	0	0	0	2	3	1	6	6.0
MORGAN STATE	11/16/12	20	4-6	.778	2-3	.667	0-0	.000	1	2	3	15	4	0	1	1	0	0	10	10	8.0	
RIDER	11/19/12	27	2-5	.643	1-3	.500	3-3	1.000	3	1	4	2.3	0	0	6	2	1	0	8	8.0		
ELON	11/21/12	30	2-12	.423	1-6	.333	2-2	1.000	2	6	8	3.8	3	0	4	4	1	1	7	7.8		
vs. Missouri State	11/24/12	38	5-7	.485	4-6	.444	0-0	1.000	0	4	4	3.8	2	0	0	1	1	0	14	9.0		
vs. UALR	11/25/12	19	0-3	.444	0-1	.421	0-0	1.000	0	0	0	3.2	4	0	1	1	1	0	0	7.5		
at St. John's	11/29/12	14	2-7	.419	2-5	.417	3-3	1.000	0	2	2	3.0	2	0	2	1	0	0	8	7.6		
CLEMSON	12/2/12	4	0-3	.391	0-1	.400	1-2	.889	0	0	0	2.6	0	0	0	1	0	1	1	6.8		
JACKSONVILLE	12/7/12	12	5-6	.442	4-4	.483	2-2	.909	0	1	1	2.4	1	0	0	0	0	0	16	7.8		
APPALACHIAN ST	12/19/12	11	1-4	.429	0-3	.438	0-0	.909	0	2	2	2.4	2	0	4	1	1	1	11	7.2		
vs. Manhattan	12/22/12	23	3-13	.391	2-7	.410	4-5	.875	2	1	3	2.5	3	0	0	1	0	1	12	7.6		
PRESBYTERIAN	12/29/12	*	34	5-8	.416	3-5	.432	3-4	.850	1	4	5	2.7	0	0	2	1	0	0	16	8.3	
SC STATE	1/5/13	*	27	6-14	.418	1-5	.408	2-4	.792	1	3	4	2.8	3	0	3	1	1	1	15	8.8	
at Miss State	1/9/13	*	35	7-19	.409	5-11	.417	1-2	.769	4	4	8	3.1	2	0	1	1	1	2	20	9.6	
AUBURN	1/12/13	*	14	0-4	.395	0-2	.403	0-0	.769	0	1	1	3.0	3	0	1	1	0	1	0	9.0	
at LSU	1/16/13	*	2	0-0	.386	0-0	.403	0-0	.769	0	0	0	2.8	0	0	0	0	0	0	0	8.4	
VANDERBILT	1/19/13	20	3-8	.393	1-4	.394	0-1	.741	3	0	3	2.8	2	0	1	1	1	2	7	8.4		
at Missouri	1/22/13	3	0-0	.393	0-0	.394	0-0	.741	0	0	0	2.7	0	0	0	1	0	0	0	7.9		
ARKANSAS	1/28/13	24	8-13	.415	3-5	.408	1-1	.750	1	5	6	2.8	1	0	2	1	0	0	20	8.5		
at Florida	1/30/13	3	0-1	.412	0-0	.408	0-0	.750	0	0	0	2.7	1	0	0	1	0	0	0	8.1		
GEORGIA	2/2/13	26	5-10	.418	2-6	.403	0-0	.750	0	1	1	2.6	2	0	0	0	0	0	12	8.3		
at Kentucky	2/5/13	*	18	2-7	.412	2-6	.398	0-0	.750	0	0	2.5	1	0	0	0	0	1	6	8.2		
TENNESSEE	2/10/13	*	25	6-15	.411	2-7	.389	3-5	.727	1	4	5	2.6	3	0	0	2	0	2	17	8.6	
LSU	2/14/13	*	19	2-6	.408	1-2	.391	2-2	.743	0	1	1	2.5	1	0	0	4	1	1	7	8.5	
at Alabama	2/16/13	*	22	0-5	.397	0-4	.375	4-6	.732	0	0	0	2.4	0	0	0	1	0	0	4	8.3	
OLE MISS	2/20/13	25	2-7	.392	2-4	.380	0-0	.732	0	2	2	2.4	0	0	2	1	1	0	6	8.2		
at Georgia	2/23/13	26	3-6	.396	2-4	.385	0-0	.732	0	2	2	2.4	2	0	0	0	1	1	8	8.2		
MISSOURI	2/28/13	15	4-7	.402	2-5	.385	0-0	.732	1	0	1	2.4	2	0	1	1	0	0	10	8.3		
at Texas A&M	3/2/13	1	0-0	.402	0-0	.385	0-0	.732	0	0	0	2.3	0	0	0	0	0	0	0	8.0		
MISS STATE	3/6/13	7	1-3	.401	0-0	.385	0-0	.732	1	0	1	2.2	0	0	0	0	0	0	2	7.8		
at Vanderbilt	3/9/13																					
vs. Miss State	3/13/13																					

SEASON NOTES

Scored six points on a perfect 3-of-3 shooting from the field in the season opener vs. Milwaukee (Nov. 11) ... High scorer off the bench with 10 points on 4-of-6 shooting from the field vs. Morgan State (Nov. 16) ... Dished a career high six assists and scored eight points in 27 minutes off the bench vs. Rider (Nov. 19) ... Posted another team best with four assists vs. Elon (Nov. 21), while collecting a career high eight rebounds ... Scored a season high 14 points vs. Missouri State (Nov. 24), hitting four 3s in the contest, playing a career high 38 minutes in the contest ... Dished one assist vs. UALR (Nov. 25) ... Scored eight points and collected two rebounds vs. St. John's (Nov. 29) ... Posted one steal vs. Clemson (Dec. 2) ... Posted 16 points, including a perfect 4-of-4 effort from 3-point range vs. Jacksonville (Dec. 7) in just 12 minutes played ... Posted a career high two blocks vs. Appalachian State (Dec. 19) ... Posted third-straight double-figure scoring game with 12 points in win vs. Manhattan (Dec. 22) ... Posted a team high 16 points vs. Presbyterian in his first start of the season (Dec. 29) ... Collected fifth-straight double-figure scoring game with 15 points, while adding three assists vs. SC State (Jan. 5) ... Had a career night in SEC opener at Miss. State (Jan. 9), posting a career high 20 points on seven made shots, including five 3s ... Was in foul trouble early vs. Auburn (Jan. 12), only saw 14 minutes of action, mainly in the second half ... Matched career high with two steals vs. Vandy (Jan. 19), while adding seven points ... Matched career high with second 20-point effort of the season, hitting 8-of-13 attempts, while also collecting six rebounds and two assists in just 24 minutes in victory vs. Arkansas (Jan. 26) ... Talled 12 points off the bench with five made baskets, including two 3s vs. Georgia (Feb. 2) ... Posted six points at Kentucky (Feb. 5) ... Scored 17 points in 25 minutes, while pulling down five rebounds and collecting two steals vs. UT (Feb. 10) ... Seven points, one block and a steal vs. LSU (Feb. 14) ... Matched season high with four made free throws at Alabama (Feb. 16) ... Six points and two assists off the bench in win vs. Ole Miss (Feb. 20) ... Scored eight points at Georgia (Feb. 23) ... Scored 10 points off the bench, hitting 4-of-7 attempts, in loss to Missouri (Feb. 28) ...

CAREER STATISTICS

Season	GP-GS	Min	Avg	FG	FGA	Pct	3FG	3FGA	Pct	FT	FTA	Pct	Off	Def	Tot	Avg	PF	FO	Ast	TO	Blk	Stl	Pts	Avg
2010-11	30-24	582	19.4	53	158	.335	41	122	.336	30	44	.682	5	43	48	1.6	57	1	16	29	6	20	177	5.9
2011-12	25-2	307	12.3	29	97	.299	14	60	.233	7	11	.636	8	17	25	1.0	30	0	10	15	1	6	79	3.2
2012-13	30-9	562	18.7	81	202	.401	42	109	.385	30	41	.732	21	46	67	2.2	47	0	30	31	12	15	234	7.8
Totals	85-35	1451	17.1	163	457	.357	97	291	.333	67	96	.698	34	106	140	1.5	134	1	56	75	19	41	490	5.8

CAREER SEC STATISTICS

Season	GP-GS	Min	Avg	FG	FGA	Pct	3FG	3FGA	Pct	FT	FTA	Pct	Off	Def	Tot	Avg	PF	FO	Ast	TO	Blk	Stl	Pts	Avg
2011	16-11	258	16.1	19	68	.276	16	50	.320	10	18	.556	4	18	22	1.4	31	1	3	15	3	11	64	4.0
2012	10-2	92	9.2	8	27	.296	5	17	.294	5	8	.625	2	3	5	0.5	12	0	1	3	0	1	26	2.6
2013	17-7	284	16.7	43	111	.387	22	60	.367	11	17	.647	11	20	31	1.8	20	0	9	14	5	10	119	7.0
Totals	43-20	634	14.7	70	206	.340	43	127	.339	26	43	.605	17	41	58	1.3	63	1	13	32	8	22	209	4.9



#5 - ERIC SMITH

JUNIOR | GUARD | 5'11" | 205 | 2 LETTERS

MULLINS, S.C./CHRIST SCHOOL

SMITH'S CAREER HIGHS

POINTS	18, vs. Tenn. State (Nov. 20, 2011)
FIELD GOALS	6, twice, last vs. Providence (Dec. 1, 2011)
FIELD GOAL ATTEMPTS	13, vs. Providence (Dec. 1, 2011)
3-POINT FIELD GOALS	5, vs. Tenn. State (Nov. 20, 2011)
3-POINT FIELD GOAL ATTEMPTS	8, vs. Providence (Dec. 1, 2011)
FREE THROWS	6, vs. Morgan State (Nov. 16, 2012)
FREE THROW ATTEMPTS	9, vs. Morgan State (Nov. 16, 2012)
REBOUNDS	4, vs. SC State (Jan. 5, 2013)
ASSISTS	9, vs. Appalachian State (Dec. 19, 2012)
BLOCKS	1, vs. Milwaukee (Nov. 12, 2012)
STEALS	3, twice, last vs. Georgia (Feb. 23, 2013)
MINUTES PLAYED	38, twice, last vs. Georgia (Feb. 23, 2013)

SMITH'S SEASON HIGHS

POINTS	17, vs. Morgan State (Nov. 16, 2012)
FIELD GOALS	5, twice, last vs. Ole Miss (Feb. 20, 2013)
FIELD GOAL ATTEMPTS	9, 3x, vs. Ole Miss (Feb. 20, 2013)
3-POINT FIELD GOALS	2, 3x, vs. Ole Miss (Feb. 20, 2013)
3-POINT FIELD GOAL ATTEMPTS	5, vs. Missouri (Jan. 22, 2013)
FREE THROWS	6, twice, last vs. Miss. State (March 6, 2013)
FREE THROW ATTEMPTS	9, vs. Morgan State (Nov. 16, 2012)
REBOUNDS	4, vs. SC State (Jan. 5, 2013)
ASSISTS	9, vs. Appalachian State (Dec. 19, 2012)
BLOCKS	1, vs. Milwaukee (Nov. 11, 2012)
STEALS	3, twice, last vs. Georgia (Feb. 23, 2013)
MINUTES PLAYED	38, twice, last vs. Georgia (Feb. 23, 2013)

2012-13

Opponent	Date	GS	Min	FG-FGA	Pct	3FG-3FGA	Pct	FT-FTA	Pct	Off	Def	Tot	Avg	PF	FO	A	TO	Blk	Stl	Pts	Avg
MILWAUKEE	11/11/12	*	38	2-9	.222	0-1	.000	2-2	1.000	0	1	1	1.0	1	0	4	4	1	1	6	6.0
MORGAN STATE	11/16/12	*	25	5-9	.389	1-3	.250	6-9	.727	0	2	2	1.5	1	0	0	3	0	0	17	11.5
RIDER	11/19/12	*	23	2-6	.375	0-3	.143	2-4	.667	1	1	2	1.7	4	0	3	1	0	1	6	9.7
ELON	11/21/12	*	20	1-5	.345	1-1	.250	0-0	.667	0	1	1	1.5	2	0	1	2	0	1	3	8.0
vs. Missouri State	11/24/12	*	33	0-2	.323	0-1	.222	2-2	.706	0	2	2	1.6	1	0	6	6	0	0	2	6.8
vs. UALR	11/25/12	*	30	4-7	.368	1-2	.273	3-4	.714	0	3	3	1.8	1	0	5	3	0	3	12	7.7
at St. John's	11/29/12	*	24	1-7	.333	1-4	.267	0-0	.714	2	0	2	1.9	4	0	2	2	0	0	3	7.0
CLEMSON	12/2/12	*	24	1-5	.320	0-1	.250	0-1	.667	1	2	3	2.0	2	0	3	2	0	1	2	6.4
JACKSONVILLE	12/7/12	*	24	3-7	.333	1-2	.278	0-0	.667	0	3	3	2.1	3	0	7	1	0	1	7	6.4
APPALACHIAN ST	12/19/12	*	23	2-3	.350	0-1	.263	1-2	.667	0	2	2	2.1	1	0	9	2	0	1	5	6.3
vs. Manhattan	12/22/12	*	28	1-5	.338	0-3	.227	1-1	.680	0	2	2	2.1	1	0	3	7	0	0	3	6.0
PRESBYTERIAN	12/29/12	*	28	1-5	.329	1-2	.250	0-0	.667	0	0	0	1.9	0	0	5	1	0	1	3	5.8
SC STATE	1/5/13	*	35	2-6	.329	0-1	.240	1-2	.667	2	2	4	2.1	0	0	7	3	0	0	5	5.7
at Miss State	1/9/13	*	35	4-7	.349	0-1	.231	0-1	.643	1	2	3	2.1	1	0	5	2	0	0	8	5.9
AUBURN	1/12/13	*	31	3-6	.360	2-4	.267	2-4	.625	0	0	0	2.0	1	0	2	3	0	0	10	6.1
at LSU	1/16/13	*	36	1-5	.351	0-1	.258	3-4	.639	0	0	0	1.9	0	0	1	2	0	1	5	6.1
VANDERBILT	1/19/13	*	28	1-5	.343	0-2	.242	3-3	.667	0	1	1	1.8	1	0	0	0	0	0	5	6.0
at Missouri	1/22/13	*	20	3-9	.343	1-5	.237	0-0	.667	0	1	1	1.8	2	0	1	1	0	0	7	6.1
ARKANSAS	1/28/13	*	27	3-6	.351	1-2	.250	0-0	.667	0	0	0	1.7	1	0	3	1	0	0	7	6.1
at Florida	1/30/13	*	35	2-8	.344	1-3	.256	0-0	.667	0	0	0	1.6	0	0	0	3	0	1	5	6.1
GEORGIA	2/2/13	*	23	1-4	.341	1-3	.261	0-0	.667	0	2	2	1.6	1	0	2	0	0	1	3	5.9
at Kentucky	2/5/13	*	17	1-5	.336	0-2	.250	0-0	.667	0	0	0	1.5	2	0	2	1	0	0	2	5.7
TENNESSEE	2/10/13	*	21	3-5	.346	1-2	.260	2-2	.683	0	0	0	1.5	3	0	1	0	0	0	9	5.9
LSU	2/14/13	*	24	1-5	.340	0-1	.255	0-0	.667	0	1	1	1.5	3	0	1	4	0	1	2	5.7
at Alabama	2/16/13	*	25	4-6	.354	2-4	.273	0-0	.663	0	2	2	1.5	2	0	1	2	0	0	10	5.9
OLE MISS	2/20/13	*	34	5-9	.365	2-4	.288	0-1	.667	0	3	3	1.5	0	0	5	1	0	0	12	6.1
at Georgia	2/23/13	*	38	0-7	.350	0-1	.283	3-6	.646	3	2	5	1.7	2	0	2	3	0	3	3	6.0
MISSOURI	2/28/13	*	32	0-5	.339	0-2	.274	0-0	.646	0	1	1	1.6	2	0	4	1	0	0	0	5.8
at Texas A&M	3/2/13	*	26	0-4	.331	0-2	.266	0-0	.646	0	3	3	1.7	0	0	0	3	0	1	0	5.6
MISS STATE	3/6/13	*	24	0-4	.324	0-2	.258	6-8	.661	0	2	2	1.7	1	0	3	2	0	1	6	5.6
at Vanderbilt	3/9/13	*	26	2-7	.322	0-2	.250	2-2	.672	1	1	2	1.7	2	0	4	0	0	0	6	5.6
vs. Miss State	3/13/13	*	26	2-7	.322	0-2	.250	2-2	.672	1	1	2	1.7	2	0	4	0	0	0	6	5.6

CAREER STATISTICS

Season	GP-GS	Min	Avg	FG	FGA	Pct	3FG	3FGA	Pct	FT	FTA	Pct	Off	Def	Tot	Avg	PF	FO	Ast	TO	Blk	Stl	Pts	Avg
2010-11	28-0	371	13.3	20	66	.303	8	35	.229	20	32	.625	6	16	22	0.8	29	0	42	25	0	6	68	2.4
2011-12	28-13	399	14.3	42	102	.412	20	50	.400	11	18	.611	3	23	26	0.9	27	1	33	36	0	11	115	4.1
2012-13	31-26	857	27.6	59	183	.322	17	68	.250	39	58	.672	11	42	53	1.7	45	0	95	66	1	19	174	5.6
Totals	87-39	1627	18.7	121	351	.345	45	153	.294	70	108	.648	20	81	101	1.2	101	1	170	127	1	36	357	4.1

CAREER SEC STATISTICS

Season	GP-GS	Min	Avg	FG	FGA	Pct	3FG	3FGA	Pct	FT	FTA	Pct	Off	Def	Tot	Avg	PF	FO	Ast	TO	Blk	Stl	Pts	Avg
2011	16-0	260	16.3	15	49	.306	6	24	.250	13	17	.765	6	7	13	0.8	18	0	23	15	0	4	49	3.1
2012	13-2	103	7.9	6	26	.231	2	9	.222	6	6	1.000	0	9	9	0.7	4	0	8	8	0	3	20	1.5
2013	18-13	502	27.9	34	107	.318	11	43	.256	21	31	.677	5	21	26	1.4	24	0	40	29	0	9	100	5.6
Totals	45-14	815	18.1	53	171	.310	19	72	.264	32	44	.727	10	34	44	1.	43	0	64	50	0	15	157	3.5

SEASON NOTES

Solid in season opener vs. Milwaukee (Nov. 11), posting six points and four assists ... Was just one point shy of matching career high with 17 vs. Morgan State (Nov. 16) ... Set career highs with six made free throws and nine attempts vs. the Bears ... Was in foul trouble, but posted three assists and six points vs. Rider (Nov. 19) ... Posted an assist and steal, with three points vs. Elon (Nov. 21) ... Dished a season high six assists vs. Missouri State (Nov. 24) ... Scored 12 points and dished five assists vs. UALR (Nov. 25) ... Also career high three steals vs. UALR ... Scored three points and posted two assists vs. St. John's (Nov. 29) ... Was in foul trouble early vs. the Red Storm ... Matched career high with three rebounds vs. Clemson (Dec. 2); also three assists vs. Tigers ... Dished seven assists, against just one turnover, vs. Jacksonville (Dec. 7) ... Set a career high with nine assists vs. Appalachian State (Dec. 19); committed just two turnovers in the contest ... Dished three assists, but committed seven turnovers in win vs. Manhattan (Dec. 22) ... Collected five assists in win vs. Presbyterian (Dec. 29), committing just one turnover ... Posted seven assists and just three turnovers vs. SC State (Jan. 5) ... Dished five assists and scored eight points in SEC opener at Miss. State (Jan. 9) ... Posted 10 points, including two clutch back-to-back 3s in the second half, vs. Auburn (Jan. 12); also posted two assists ... Posted five points, one assist and one steal in win at LSU (Jan. 16) ... Scored five points, including a 3-of-3 effort from the free throw line vs. Vandy (Jan. 19) ... Posted seven points at Missouri (Jan. 22) ... Hit 3-of-6 attempts from the floor for seven points, while dishing three assists with just one turnover in win vs. Arkansas (Jan. 26) ... Tallied five points vs. Florida (Jan. 30) ... Scored three points and posted two assists vs. Georgia (Feb. 2) ... Scored nine points vs. Tennessee (Feb. 10) ... Matched season high with two 3s vs. Alabama (Feb. 16) ... Hit game-winning 3-point basket with seconds remaining vs. Ole Miss (Feb. 20), scoring an SEC season high 12 points; also dished five assists with just one turnover ... Matched career high with three steals at Georgia (Feb. 23) ... Four assists vs. Missouri (Feb. 28) ... Posted three assists and one steal at Texas A&M (March 2) ... Posted six points, hitting 6-of-8 from the free throw line vs. Mississippi State (March 6) ... Posted a team high four assists, while adding six points at Vandy (March 9)



#1 - BRENTON WILLIAMS

JUNIOR | GUARD | 5'11" | 175 | 1 LETTER
 KISSIMMEE, FLA./OSCEOLA/SANTA FE COLLEGE

WILLIAMS' CAREER HIGHS

POINTS
38, vs. Miss. State (March 6, 2013)
FIELD GOALS
10, vs. Miss. State (March 6, 2013)
FIELD GOAL ATTEMPTS
17, vs. Miss. State (March 6, 2013)
3-POINT FIELD GOALS
6, vs. Miss. State (March 6, 2013)
3-POINT FIELD GOAL ATTEMPTS
9, vs. Miss. State (March 6, 2013)
FREE THROWS
12, vs. Miss. State (March 6, 2013)
FREE THROW ATTEMPTS
12, vs. Miss. State (March 6, 2013)
REBOUNDS
5, twice, last vs. Vandy (March 9, 2013)
ASSISTS
4, vs. Rider (Nov. 19, 2012)
BLOCKS
1, 5 times, last vs. App State (Dec. 19, 2012)
STEALS
5, vs. Western Carolina (Nov. 11, 2011)
MINUTES PLAYED
38, vs. Rider (Nov. 19, 2012)

WILLIAMS' SEASON HIGHS

POINTS
38, vs. Miss. State (March 6, 2013)
FIELD GOALS
10, vs. Miss. State (March 6, 2013)
FIELD GOAL ATTEMPTS
17, vs. Miss. State (March 6, 2013)
3-POINT FIELD GOALS
6, vs. Miss. State (March 6, 2013)
3-POINT FIELD GOAL ATTEMPTS
9, vs. Miss. State (March 6, 2013)
FREE THROWS
12, vs. Miss. State (March 6, 2013)
FREE THROW ATTEMPTS
12, vs. Miss. State (March 6, 2013)
REBOUNDS
5, twice, last vs. Vandy (March 9, 2013)
ASSISTS
4, twice, last vs. App State (Dec. 19, 2012)
BLOCKS
1, 3 times, last vs. App State (Dec. 19, 2012)
STEALS
4, vs. Alabama (Feb. 16, 2013)
MINUTES PLAYED
38, vs. Rider (Nov. 19, 2012)

2012-13

Opponent	Date	GS	Min	FG-FGA	Pct	3FG-FGA	Pct	FT-FTA	Pct	Off	Def	Tot	Avg	PF	FO	A	TO	Blk	Stl	Pts	Avg
MILWAUKEE	11/11/12	13	3-6	.500	0-2	.000	8-8	1.000	0	1	1	1	1.0	3	0	0	4	0	1	14	14.0
MORGAN STATE	11/16/12	* 27	5-13	.421	1-4	.167	3-3	1.000	0	3	3	2	0	0	2	3	0	0	14	14.0	
RIDER	11/19/12	* 38	7-12	.484	5-8	.429	3-3	1.000	0	4	4	2	7	3	0	4	0	1	0	22	16.7
ELON	11/21/12	* 24	2-6	.459	1-3	.412	4-6	.900	1	2	3	2	8	2	0	4	1	1	9	14.8	
vs. Missouri State	11/24/12	13	1-2	.462	0-0	.000	3-4	.875	0	2	2	6	4	0	3	2	0	0	5	12.8	
vs. UALR	11/25/12	23	7-7	.543	1-1	.444	2-2	.885	1	0	1	2	3	0	0	3	0	2	17	13.5	
at St. John's	11/29/12	12	4-7	.547	2-4	.455	0-0	.885	0	2	2	2	3	0	0	1	0	0	1	10	13.0
CLEMSON	12/2/12	33	5-11	.531	2-7	.414	4-4	.900	2	1	3	2	4	2	0	2	0	0	16	13.4	
JACKSONVILLE	12/7/12	* 20	4-5	.551	4-5	.471	0-0	.900	0	0	0	2	1	0	0	0	0	0	12	13.2	
APPALACHIAN ST	12/19/12	28	3-4	.562	2-2	.500	3-5	.857	0	1	1	2	0	2	0	4	1	1	11	13.0	
vs. Manhattan	12/22/12	* 35	5-11	.548	3-8	.477	4-5	.850	0	1	1	1	9	2	0	2	0	1	2	17	13.4
PRESBYTERIAN	12/29/12	* 26	3-6	.544	1-2	.478	2-4	.818	0	1	1	1	8	1	0	1	0	2	9	13.0	
SC STATE	1/5/13	25	4-8	.541	1-3	.469	5-7	.804	0	1	1	1	8	1	0	1	0	0	2	14	13.1
at Miss State	1/9/13	6	1-4	.529	0-1	.460	0-0	.804	0	1	1	1	7	0	0	0	1	0	1	2	12.3
AUBURN	1/12/13	6	0-3	.514	0-1	.451	0-0	.804	0	0	0	0	1	6	0	0	0	0	0	0	11.5
at LSU	1/16/13	36	3-13	.483	1-7	.414	9-10	.820	0	1	1	1	6	3	0	2	4	0	1	16	11.8
VANDERBILT	1/19/13	25	3-10	.469	3-7	.415	7-8	.826	0	2	2	1	6	3	0	2	1	0	1	16	12.0
at Missouri	1/22/13	27	5-11	.468	4-6	.437	2-2	.831	0	5	5	1	8	2	0	1	0	0	2	16	12.2
ARKANSAS	1/28/13	15	0-4	.455	0-1	.431	0-0	.831	1	2	3	1	8	1	0	1	0	0	0	0	11.6
at Florida	1/30/13	5	0-2	.448	0-1	.425	0-0	.831	0	0	0	0	1	8	0	0	1	0	0	0	11.0
GEORGIA	2/2/13	21	1-4	.443	0-2	.413	0-0	.831	0	3	3	1	8	3	0	1	1	0	0	2	10.6
at Kentucky	2/5/13	* 18	1-5	.435	0-3	.397	2-2	.836	0	0	0	1	7	0	0	1	0	0	0	4	10.3
TENNESSEE	2/10/13	-	-	-	-	-	DNP - Coach's Decision	-	-	-	-	-	-	-	-	-	-	-	-	-	-
LSU	2/14/13	3	1-3	.433	1-2	.400	0-0	.836	0	0	0	0	1	7	0	0	0	0	0	3	10.0
at Alabama	2/16/13	26	6-12	.438	2-5	.400	0-0	.836	0	0	0	1	6	3	0	2	4	0	4	14	10.1
OLE MISS	2/20/13	18	3-8	.435	2-5	.400	0-1	.824	0	3	3	1	6	1	0	1	0	0	0	8	10.0
at Georgia	2/23/13	15	3-7	.435	1-3	.398	2-3	.818	2	0	2	1	7	5	1	1	0	0	0	9	10.0
MISSOURI	2/28/13	15	4-6	.442	1-3	.396	1-2	.810	0	0	0	0	1	6	0	2	0	0	0	10	10.0
at Texas A&M	3/2/13	7	2-3	.446	1-2	.398	4-4	.819	0	0	0	0	1	5	0	0	0	0	0	9	10.0
MISS STATE	3/6/13	31	10-17	.457	6-9	.421	12-12	.842	1	3	4	1	6	1	0	3	1	0	1	38	10.9
at Vanderbilt	3/9/13	31	7-15	.458	3-8	.417	0-0	.842	1	4	5	1	7	0	0	2	0	0	0	17	11.1
vs. Miss State	3/13/13	-	-	-	-	-	-	-	-	-	-	-	-	-	-	-	-	-	-	-	-

SEASON NOTES

Instrumental in season opener win vs. Milwaukee (Nov. 11), scored 14 points, including 12 during overtime to secure the win; was a perfect 8-of-8 from the free throw line in overtime ... Earned first-career start vs. Morgan State (Nov. 16), posting 14 points and matching career best with two assists ... Career night vs. Rider (Nov. 19), posting all-time highs in points (22), made 3-point baskets (5), 3-point attempts (8) and minutes played (38) ... Scored nine points, all in the second half, vs. Elon (Nov. 21) ... Scored five points vs. Missouri State (Nov. 24) ... Posted 17 points on 7-of-7 shooting from the field vs. UALR (Nov. 25) ... Suffered a neck injury in contest vs. St. John's (Nov. 29) ... Was transported to a local hospital in Queens, N.Y.; was released shortly after and returned to Columbia with the team ... Team high 16 points and three rebounds vs. Clemson (Dec. 2) ... Scored 12 points, hitting four 3s vs. Jacksonville (Dec. 7) ... Scored 11 points and dished four assists in 28 minutes off the bench vs. Appalachian State (Dec. 19) ... Played 35 minutes in win vs. Manhattan (Dec. 22), scoring a team best 17 points, while collecting two steals ... Collected two steals and posted nine points in win vs. Presbyterian (Dec. 29) ... Contributed 14 points off the bench, while collecting a team high two steals in win vs. SC State (Jan. 5) ... Saw action at Miss. State (Jan. 9), scoring two points and collecting one steal ... Saw action vs. Auburn (Jan. 19) ... Fantastic off the bench at LSU (Jan. 16), hitting 9-of-10 from the free throw line, contributing 16 points and two assists ... Only Gamecock in double figures vs. Vandy (Jan. 19) with a team high 16 points off the bench; was 7-of-8 from the free throw line vs. the Commodores ... Posted double-figure points, hitting 16 for the third-straight game, at Missouri (Jan. 22) ... Collected one assist vs. Arkansas (Jan. 26) ... Collected three rebounds vs. Georgia (Feb. 2) ... Earned first-career SEC start at Kentucky (Feb. 5), scoring four points ... Team high 14 points and a season high four steals in contest at Alabama (Feb. 16) ... Contributed eight points, including crucial 3 late in the contest, off the bench in win vs. Ole Miss (Feb. 20) ... Scored nine points off the bench at Georgia (Feb. 23) but fouled out in just 15 minutes ... 10 points off the bench vs. Missouri (Feb. 28) ... Scored nine points in just seven minutes play at Texas A&M (March 2) ... Career night vs. Mississippi State (March 6) with Colonial Life Arena record, and South Carolina SEC regular season record 38 points in win ... Career high in points, field goals, field goal attempts, made 3s, attempts from 3-point range and also at the foul line ... Scored a team high 17 points, while matching career high with five rebounds at Vandy (March 9)

CAREER STATISTICS

Season	GP-GS	Min	Avg	FG	FGA	Pct	3FG	3FGA	Pct	FT	FTA	Pct	Off	Def	Tot	Avg	PF	FO	Ast	TO	Blk	Stl	Pts	Avg
2011-12	23-0	323	14.0	46	117	.393	26	66	.394	23	28	.821	4	15	19	0.8	27	1	13	19	2	15	141	6.1
2012-13	30-7	622	20.7	103	225	.458	48	115	.417	80	95	.842	9	43	52	1.7	43	1	38	35	4	22	334	11.1
Totals	53-7	945	17.8	149	342	.436	74	181	.409	103	123	.837	13	58	71	1.3	70	2	51	54	6	37	475	9.0

CAREER SEC STATISTICS

Season	GP-GS	Min	Avg	FG	FGA	Pct	3FG	3FGA	Pct	FT	FTA	Pct	Off	Def	Tot	Avg	PF	FO	Ast	TO	Blk	Stl	Pts	Avg
2012	15-0	230	15.3	32	83	.386	20	50	.400	11	14	.786	4	12	16	1.1	20	1	7	10	2	7	95	6.3
2013	17-1	305	17.9	50	127	.394	25	66	.379	39	44	.886	5	24	29	1.7	22	1	20	15	0	10	164	9.6
Totals	32-1	535	16.7	82	210	.390	45	116	.388	50	58	.862	9	36	45	1.4	42	2	27	25	2	17	259	8.1



#45 - CARLTON GEATHERS

R-SO. | FORWARD | 6'10" | 255 | 1 LETTER
 GEORGETOWN, S.C./CARVERS BAY

GEATHERS' CAREER HIGHS

POINTS
 4, 3 times, last vs. SC State (Jan. 3, 2012)

FIELD GOALS
 2, twice, last vs. SC State (Jan. 3, 2012)

FIELD GOAL ATTEMPTS
 4, vs. Western Carolina (Nov. 11, 2011)

3-POINT FIELD GOALS
 -

3-POINT FIELD GOAL ATTEMPTS
 -

FREE THROWS
 2, 3 times, last at Tennessee (Feb. 8, 2012)

FREE THROW ATTEMPTS
 2, 6 times, last at Georgia (March 3, 2012)

REBOUNDS
 6, vs. Western Carolina (Nov. 11, 2011)

ASSISTS
 1, vs. SC State (Jan. 3, 2012)

BLOCKS
 3, 3 times, last at Georgia (March 3, 2012)

STEALS
 2, vs. Vanderbilt (Jan. 10, 2012)

MINUTES PLAYED
 21, vs. Tennessee (Feb. 25, 2012)

GEATHERS' SEASON HIGHS

POINTS
 -

FIELD GOALS
 -

FIELD GOAL ATTEMPTS
 -

3-POINT FIELD GOALS
 -

3-POINT FIELD GOAL ATTEMPTS
 -

FREE THROWS
 -

FREE THROW ATTEMPTS
 -

REBOUNDS
 -

ASSISTS
 -

BLOCKS
 -

STEALS
 -

MINUTES PLAYED
 -

2012-13

Opponent	Date	GS	Min	FG-FGA	Pct	3FG-FGA	Pct	FT-FTA	Pct	Off	Def	Tot	Avg	PF	FO	A	TO	Blk	Stl	Pts	Avg	
MILWAUKEE	11/11/12	-	-	-	-	-	-	DNP - injured	-	-	-	-	-	-	-	-	-	-	-	-	-	-
MORGAN STATE	11/16/12	-	-	-	-	-	-	DNP - injured	-	-	-	-	-	-	-	-	-	-	-	-	-	-
RIDER	11/19/12	-	-	-	-	-	-	DNP - injured	-	-	-	-	-	-	-	-	-	-	-	-	-	-
ELON	11/21/12	-	-	-	-	-	-	DNP - injured	-	-	-	-	-	-	-	-	-	-	-	-	-	-
vs. Missouri State	11/24/12	-	-	-	-	-	-	DNP - injured	-	-	-	-	-	-	-	-	-	-	-	-	-	-
vs. UALR	11/25/12	-	-	-	-	-	-	DNP - injured	-	-	-	-	-	-	-	-	-	-	-	-	-	-
at St. John's	11/29/12	-	-	-	-	-	-	DNP - injured	-	-	-	-	-	-	-	-	-	-	-	-	-	-
CLEMSON	12/2/12	-	-	-	-	-	-	DNP - injured	-	-	-	-	-	-	-	-	-	-	-	-	-	-
JACKSONVILLE	12/7/12	-	-	-	-	-	-	DNP - injured	-	-	-	-	-	-	-	-	-	-	-	-	-	-
APPALACHIAN ST	12/19/12	-	-	-	-	-	-	DNP - injured	-	-	-	-	-	-	-	-	-	-	-	-	-	-
vs. Manhattan	12/22/12	-	-	-	-	-	-	DNP - injured	-	-	-	-	-	-	-	-	-	-	-	-	-	-
PRESBYTERIAN	12/29/12	-	-	-	-	-	-	DNP - injured	-	-	-	-	-	-	-	-	-	-	-	-	-	-
SC STATE	1/5/13	-	-	-	-	-	-	DNP - injured	-	-	-	-	-	-	-	-	-	-	-	-	-	-
at Miss State	1/9/13	-	-	-	-	-	-	DNP - injured	-	-	-	-	-	-	-	-	-	-	-	-	-	-
AUBURN	1/12/13	-	-	-	-	-	-	DNP - injured	-	-	-	-	-	-	-	-	-	-	-	-	-	-
at LSU	1/16/13	-	-	-	-	-	-	DNP - injured	-	-	-	-	-	-	-	-	-	-	-	-	-	-
VANDERBILT	1/19/13	-	-	-	-	-	-	DNP - injured	-	-	-	-	-	-	-	-	-	-	-	-	-	-
at Missouri	1/22/13	-	-	-	-	-	-	DNP - injured	-	-	-	-	-	-	-	-	-	-	-	-	-	-
ARKANSAS	1/26/13	-	-	-	-	-	-	DNP - injured	-	-	-	-	-	-	-	-	-	-	-	-	-	-
at Florida	1/30/13	-	-	-	-	-	-	DNP - injured	-	-	-	-	-	-	-	-	-	-	-	-	-	-
GEORGIA	2/2/13	-	-	-	-	-	-	DNP - injured	-	-	-	-	-	-	-	-	-	-	-	-	-	-
at Kentucky	2/5/13	-	-	-	-	-	-	DNP - injured	-	-	-	-	-	-	-	-	-	-	-	-	-	-
TENNESSEE	2/10/13	-	-	-	-	-	-	DNP - injured	-	-	-	-	-	-	-	-	-	-	-	-	-	-
LSU	2/14/13	-	-	-	-	-	-	DNP - injured	-	-	-	-	-	-	-	-	-	-	-	-	-	-
at Alabama	2/16/13	-	-	-	-	-	-	DNP - injured	-	-	-	-	-	-	-	-	-	-	-	-	-	-
OLE MISS	2/20/13	-	-	-	-	-	-	DNP - injured	-	-	-	-	-	-	-	-	-	-	-	-	-	-
at Georgia	2/23/13	-	-	-	-	-	-	DNP - injured	-	-	-	-	-	-	-	-	-	-	-	-	-	-
MISSOURI	2/28/13	-	-	-	-	-	-	DNP - injured	-	-	-	-	-	-	-	-	-	-	-	-	-	-
at Texas A&M	3/2/13	-	-	-	-	-	-	DNP - injured	-	-	-	-	-	-	-	-	-	-	-	-	-	-
MISS STATE	3/6/13	-	-	-	-	-	-	DNP - injured	-	-	-	-	-	-	-	-	-	-	-	-	-	-
at Vanderbilt	3/9/13	-	-	-	-	-	-	DNP - injured	-	-	-	-	-	-	-	-	-	-	-	-	-	-
vs. Miss State	3/13/13	-	-	-	-	-	-	DNP - injured	-	-	-	-	-	-	-	-	-	-	-	-	-	-

SEASON NOTES

Out indefinitely after fracturing knee cap during the summer.

CAREER STATISTICS

Season	GP-GS	Min	Avg	FG	FGA	Pct	3FG	3FGA	Pct	FT	FTA	Pct	Off	Def	Tot	Avg	PF	FO	Ast	TO	Blk	Stl	Pts	Avg
2011-12	28-1	219	7.8	10	23	.435	0	0	.000	8	12	.667	15	28	43	1.5	24	0	1	7	17	6	28	1.0
2012-13																								
Totals																								

CAREER SEC STATISTICS

Season	GP-GS	Min	Avg	FG	FGA	Pct	3FG	3FGA	Pct	FT	FTA	Pct	Off	Def	Tot	Avg	PF	FO	Ast	TO	Blk	Stl	Pts	Avg
2012	13-1	98	7.5	2	7	.286	0	0	.000	5	8	.625	6	7	13	1.0	8	0	0	3	7	5	9	0.7
2013																								
Totals																								



#32 - DAMIEN LEONARD

SOPHOMORE | GUARD | 6'4" | 190 | 1 LETTER
GREENVILLE. S.C./J.L. MANN

LEONARD'S CAREER HIGHS

POINTS
20, vs. Missouri (Feb. 28, 2013)

FIELD GOALS
7, twice, last vs. Missouri (Feb. 28, 2013)

FIELD GOAL ATTEMPTS
17, vs. Elon (Nov. 15, 2011)

3-POINT FIELD GOALS
6, vs. Missouri (Feb. 28, 2013)

3-POINT FIELD GOAL ATTEMPTS
11, twice, last vs. N. Carolina (Nov. 25, 2011)

FREE THROWS
3, vs. Presbyterian (Dec. 29, 2012)

FREE THROW ATTEMPTS
5, vs. Presbyterian (Dec. 29, 2012)

REBOUNDS
9, vs. Auburn (Jan. 12, 2013)

ASSISTS
3, at Ole Miss (Jan. 28, 2012)

BLOCKS
1, 4 times, last vs. Rider (Nov. 19, 2012)

STEALS
2, 3x, vs. Florida (Jan. 30, 2013)

MINUTES PLAYED
38, vs. Tennessee (Feb. 10, 2013)

LEONARD'S SEASON HIGHS

POINTS
20, vs. Missouri (Feb. 28, 2013)

FIELD GOALS
7, vs. Missouri (Feb. 28, 2013)

FIELD GOAL ATTEMPTS
14, twice, last vs. Missouri (Feb. 28, 2013)

3-POINT FIELD GOALS
6, vs. Missouri (Feb. 28, 2013)

3-POINT FIELD GOAL ATTEMPTS
10, vs. Missouri (Feb. 28, 2013)

FREE THROWS
3, vs. Presbyterian (Dec. 29, 2012)

FREE THROW ATTEMPTS
5, vs. Presbyterian (Dec. 29, 2012)

REBOUNDS
9, vs. Auburn (Jan. 12, 2013)

ASSISTS
5, 5x, last vs. Miss. State (March 6, 2013)

BLOCKS
1, vs. Morgan State (Nov. 16, 2012)

STEALS
2, vs. Florida (Jan. 30, 2013)

MINUTES PLAYED
38, vs. Tennessee (Feb. 10, 2013)

2012-13

Opponent	Date	GS	Min	FG-FGA	Pct	3FG-3FGA	Pct	FT-FTA	Pct	Off	Def	Tot	Avg	PF	FO	A	TO	Blk	Stl	Pts	Avg
MILWAUKEE	11/11/12	5	0-1	.000	0-1	.000	0-0	.000	1	0	1	1.0	1	0	0	0	0	0	0	0	0.0
MORGAN STATE	11/16/12	17	3-3	.750	0-0	.000	0-0	.000	0	2	2	1.5	1	0	0	2	1	0	6	3.0	
RIDER	11/19/12	7	2-6	.500	2-5	.333	0-0	.000	0	0	0	1.0	1	0	2	4	0	1	6	4.0	
ELON	11/21/12	19	2-6	.438	2-5	.364	0-0	.000	1	1	2	1.3	0	0	0	1	0	0	6	4.5	
vs. Missouri State	11/24/12	5	0-0	.438	0-0	.364	0-0	.000	0	0	0	1.0	1	0	0	1	0	1	0	3.6	
vs. UALR	11/25/12	7	0-1	.412	0-1	.333	0-0	.000	0	1	1	1.0	2	0	0	2	0	0	0	3.0	
at St. John's	11/29/12	4	0-1	.389	0-1	.308	0-0	.000	0	0	0	0.9	0	0	0	0	0	0	0	2.6	
CLEMSON	12/2/12	-	-	-	-	-	-	-	-	-	-	-	-	-	-	-	-	-	-	-	-
JACKSONVILLE	12/7/12	13	0-3	.333	0-2	.267	2-2	1.000	0	1	1	0.9	1	0	0	1	0	0	2	2.5	
APPALACHIAN ST	12/19/12	-	-	-	-	-	-	-	-	-	-	-	-	-	-	-	-	-	-	-	-
vs. Manhattan	12/22/12	13	0-2	.304	0-1	.250	0-0	1.000	0	1	1	0.9	3	0	1	1	0	1	0	2.2	
PRESBYTERIAN	12/29/12	25	5-8	.387	2-4	.300	3-5	.714	1	5	6	1.4	0	0	2	1	0	0	15	3.5	
SC STATE	1/5/13	29	3-14	.333	2-6	.308	2-2	.778	2	6	8	2.0	2	0	1	2	0	1	10	4.1	
at Miss State	1/9/13	12	0-2	.319	0-1	.296	0-0	.778	0	2	2	2.0	0	0	0	1	0	0	0	3.8	
AUBURN	1/12/13	33	6-9	.375	5-8	.371	0-1	.700	6	3	9	2.5	2	0	2	1	0	0	17	4.8	
at LSU	1/16/13	2	0-1	.368	0-0	.371	0-0	.700	0	0	0	2.4	0	0	0	0	0	0	0	4.4	
VANDERBILT	1/19/13	6	0-2	.356	0-1	.361	0-0	.700	0	0	0	2.2	0	0	0	0	0	0	0	4.1	
at Missouri	1/22/13	20	1-11	.314	0-5	.317	0-1	.636	2	3	5	2.4	2	0	0	3	0	2	4.0		
ARKANSAS	1/26/13	1	0-0	.314	0-0	.317	0-0	.636	0	0	0	2.2	0	0	0	0	0	0	0	3.8	
at Florida	1/30/13	23	1-6	.303	0-4	.289	2-2	.692	0	2	2	2.2	1	0	0	0	2	4	3.8		
GEORGIA	2/2/13	5	0-2	.295	0-1	.283	0-0	.692	0	0	0	2.1	1	0	0	0	0	0	0	3.6	
at Kentucky	2/5/13	29	2-5	.301	0-2	.271	2-2	.733	5	1	6	2.3	1	0	2	1	0	1	6	3.7	
TENNESSEE	2/10/13	38	1-6	.292	0-4	.250	2-2	.765	0	2	2	2.3	4	0	1	1	0	1	4	3.7	
LSU	2/14/13	33	1-9	.276	1-5	.246	0-0	.765	0	1	1	2.2	0	0	1	1	0	0	3	3.7	
at Alabama	2/16/13	6	0-1	.273	0-0	.246	0-0	.765	0	0	0	2.1	0	0	0	0	0	0	0	3.5	
OLE MISS	2/20/13	-	-	-	-	-	-	-	-	-	-	-	-	-	-	-	-	-	-	-	-
at Georgia	2/23/13	-	-	-	-	-	-	-	-	-	-	-	-	-	-	-	-	-	-	-	-
MISSOURI	2/28/13	24	7-14	.301	6-10	.299	0-0	.765	1	1	2	2.1	2	0	1	0	0	0	20	4.2	
at Texas A&M	3/2/13	10	1-2	.304	1-2	.304	0-0	.765	0	1	1	2.1	0	0	0	3	0	0	3	4.2	
MISS STATE	3/6/13	11	1-4	.303	0-3	.292	0-0	.765	0	1	1	2.0	0	0	2	2	0	0	2	4.1	
at Vanderbilt	3/9/13	3	0-1	.300	0-1	.288	0-0	.765	0	0	0	2.0	0	0	0	0	0	0	0	3.9	
vs. Miss State	3/13/13	-	-	-	-	-	-	-	-	-	-	-	-	-	-	-	-	-	-	-	-

SEASON NOTES

Saw action in the season opener vs. Milwaukee (Nov. 11), but continues to recover from surgery on a broken nose ... Scored six points on a perfect 3-of-3 shooting from the floor vs. Morgan State (Nov. 16) ... Posted six points and two assists vs. Rider (Nov. 19) ... Scored six points on two made 3s vs. Elon (Nov. 21) ... Saw action vs. Missouri State (Nov. 24) and UALR (Nov. 25) ... Saw action off the bench vs. St. John's (Nov. 29) ... Scored two points vs. Jacksonville (Dec. 7) ... Saw action vs. Manhattan (Dec. 22), dishing one assist and collecting one steal ... Scored 15 points for first double-digit scoring game of the season, while collecting six rebounds in win vs. Presbyterian (Dec. 29) ... Collected a career high eight rebounds, while adding 10 points in first start of the season vs. SC State (Jan. 5) ... Saw action at Miss. State (Jan. 9) ... Near career numbers vs. Auburn (Jan. 12) with 17 points on six made shots, including matching a career high of five made 3s; a near double-double with a team-best nine rebounds ... Hit just 1-of-11 attempts at Missouri (Jan. 22) ... Matched career high with two steals at Florida (Jan. 30) ... Dished two assists and scored six points at Kentucky (Feb. 5) ... Played a career high 38 minutes vs. Tennessee (Feb. 10) ... Career night with 20 points on 7-of-14 shooting from the field, including 6-of-10 from 3-point range in loss to Missouri (Feb. 28) ... Provided three points at Texas A&M (March 2) off the bench ... Two assists in win vs. Miss State (March 6) ...

CAREER STATISTICS

Season	GP-GS	Min	Avg	FG	FGA	Pct	3FG	3FGA	Pct	FT	FTA	Pct	Off	Def	Tot	Avg	PF	FO	Ast	TO	Blk	Stl	Pts	Avg
2011-12	31-20	652	21.0	71	230	.309	54	171	.316	15	25	.600	11	31	42	1.4	45	0	14	36	2	14	211	6.8
2012-13	27-3	400	14.8	36	120	.300	21	73	.288	13	17	.765	19	34	53	2.0	26	0	15	28	1	8	106	3.9
Totals	58-23	1052	18.1	107	350	.306	75	244	.307	28	42	.667	30	65	95	1.6	71	0	29	64	3	22	317	5.5

CAREER SEC STATISTICS

Season	GP-GS	Min	Avg	FG	FGA	Pct	3FG	3FGA	Pct	FT	FTA	Pct	Off	Def	Tot	Avg	PF	FO	Ast	TO	Blk	Stl	Pts	Avg
2012	16-12	346	21.6	36	117	.308	25	85	.294	4	7	.571	5	15	20	1.3	22	0	7	14	1	7	101	6.3
2013	16-2	256	16.0	21	75	.280	13	47	.277	6	8	.750	14	17	31	1.9	14	0	9	13	0	4	61	3.8
Totals	32-14	602	18.8	57	192	.297	38	132	.288	10	15	.667	19	32	51	1.6	36	0	16	27	1	11	162	5.1



#55 - SHANE PHILLIPS

SENIOR | GUARD | 5'10" | 170 | 1 LETTER
PITTSBURGH, PA./WHEELING CENTRAL (W.VA.)

PHILLIPS' CAREER HIGHS

- POINTS**
2, vs. Texas A&M (March 2, 2013)
- FIELD GOALS**
1, vs. Texas A&M (March 2, 2013)
- FIELD GOAL ATTEMPTS**
3, vs. SC State (Jan. 3, 2012)
- 3-POINT FIELD GOAL ATTEMPTS**
2, vs. SC State (Jan. 3, 2012)
- FREE THROWS**
1, vs. SC State (Jan. 3, 2012)
- FREE THROW ATTEMPTS**
2, vs. SC State (Jan. 3, 2012)
- ASSISTS**
3, vs. Texas A&M (March 2, 2013)
- STEALS**
2, vs. Miss State (March 6, 2013)
- MINUTES PLAYED**
13, vs. Texas A&M (March 2, 2013)

PHILLIPS' SEASON HIGHS

- POINTS**
2, twice, last vs. Miss State (March 6, 2013)
- FIELD GOALS**
1, twice, last vs. Miss State (March 6, 2013)
- FIELD GOAL ATTEMPTS**
2, vs. Texas A&M (March 2, 2013)
- 3-POINT FIELD GOALS**
-
- 3-POINT FIELD GOAL ATTEMPTS**
1, 3x, last vs. Texas A&M (March 2, 2013)
- FREE THROWS**
-
- FREE THROW ATTEMPTS**
-
- REBOUNDS**
-
- ASSISTS**
3, vs. Texas A&M (March 2, 2013)
- BLOCKS**
-
- STEALS**
2, vs. Miss State (March 6, 2013)
- MINUTES PLAYED**
13, vs. Texas A&M (March 2, 2013)

2012-13

Opponent	Date	GS	Min	FG-FGA	Pct	3FG-FGA	Pct	FT-FTA	Pct	Off	Def	Tot	Avg	PF	FO	A	TO	Blk	Stl	Pts	Avg	
MILWAUKEE	11/11/12	-	-	-	-	-	-	-	-	-	-	-	-	-	-	-	-	-	-	-	-	-
MORGAN STATE	11/16/12	1	0-0	.000	0-0	.000	0-0	.000	0	0	0	0.0	0	0	0	0	0	0	0	0	0.0	0.0
RIDER	11/19/12	-	-	-	-	-	-	-	-	-	-	-	-	-	-	-	-	-	-	-	-	-
ELON	11/21/12	-	-	-	-	-	-	-	-	-	-	-	-	-	-	-	-	-	-	-	-	-
vs. Missouri State	11/24/12	1	0-0	.000	0-0	.000	0-0	.000	0	0	0	0.0	0	0	0	0	0	0	0	0	0.0	0.0
vs. UALR	11/25/12	1	0-0	.000	0-0	.000	0-0	.000	0	0	0	0.0	0	0	0	0	0	0	0	0	0.0	0.0
at St. John's	11/29/12	5	0-1	.000	0-1	.000	0-0	.000	0	0	0	0.0	0	0	1	0	0	0	0	0	0.0	0.0
CLEMSON	12/2/12	-	-	-	-	-	-	-	-	-	-	-	-	-	-	-	-	-	-	-	-	-
JACKSONVILLE	12/7/12	2	0-1	.000	0-1	.000	0-0	.000	0	0	0	0.0	0	0	0	0	0	0	0	0	0.0	0.0
APPALACHIAN ST	12/19/12	-	-	-	-	-	-	-	-	-	-	-	-	-	-	-	-	-	-	-	-	-
vs. Manhattan	12/22/12	-	-	-	-	-	-	-	-	-	-	-	-	-	-	-	-	-	-	-	-	-
PRESBYTERIAN	12/29/12	2	0-0	.000	0-0	.000	0-0	.000	0	0	0	0.0	0	0	0	0	0	0	0	0	0.0	0.0
SC STATE	1/5/13	-	-	-	-	-	-	-	-	-	-	-	-	-	-	-	-	-	-	-	-	-
at Miss State	1/9/13	-	-	-	-	-	-	-	-	-	-	-	-	-	-	-	-	-	-	-	-	-
AUBURN	1/12/13	-	-	-	-	-	-	-	-	-	-	-	-	-	-	-	-	-	-	-	-	-
at LSU	1/16/13	-	-	-	-	-	-	-	-	-	-	-	-	-	-	-	-	-	-	-	-	-
VANDERBILT	1/19/13	-	-	-	-	-	-	-	-	-	-	-	-	-	-	-	-	-	-	-	-	-
at Missouri	1/22/13	-	-	-	-	-	-	-	-	-	-	-	-	-	-	-	-	-	-	-	-	-
ARKANSAS	1/26/13	-	-	-	-	-	-	-	-	-	-	-	-	-	-	-	-	-	-	-	-	-
at Florida	1/30/13	1	0-0	.000	0-0	.000	0-0	.000	0	0	0	0.0	0	0	0	0	0	0	0	0	0.0	0.0
GEORGIA	2/2/13	-	-	-	-	-	-	-	-	-	-	-	-	-	-	-	-	-	-	-	-	-
at Kentucky	2/5/13	2	0-0	.000	0-0	.000	0-0	.000	0	0	0	0.0	0	0	0	0	0	0	0	0	0.0	0.0
TENNESSEE	2/10/13	-	-	-	-	-	-	-	-	-	-	-	-	-	-	-	-	-	-	-	-	-
LSU	2/14/13	-	-	-	-	-	-	-	-	-	-	-	-	-	-	-	-	-	-	-	-	-
at Alabama	2/16/13	-	-	-	-	-	-	-	-	-	-	-	-	-	-	-	-	-	-	-	-	-
OLE MISS	2/20/13	-	-	-	-	-	-	-	-	-	-	-	-	-	-	-	-	-	-	-	-	-
at Georgia	2/23/13	-	-	-	-	-	-	-	-	-	-	-	-	-	-	-	-	-	-	-	-	-
MISSOURI	2/28/13	-	-	-	-	-	-	-	-	-	-	-	-	-	-	-	-	-	-	-	-	-
at Texas A&M	3/2/13	13	1-2	.250	0-1	.000	0-0	.000	0	0	0	0.0	3	0	3	1	0	0	2	2	0.2	0.2
MISS STATE	3/6/13	3	1-1	.400	0-0	.000	0-0	.000	0	0	0	0.0	0	0	0	0	0	0	2	2	0.4	0.4
at Vanderbilt	3/9/13	0+	0-0	.400	0-0	.000	0-0	.000	0	0	0	0.0	1	0	0	0	0	0	0	0	0.4	0.4
vs. Miss State	3/13/13	-	-	-	-	-	-	-	-	-	-	-	-	-	-	-	-	-	-	-	-	-

SEASON NOTES

Did not see game action vs. Milwaukee (Nov. 11) ... Played one minute vs. Morgan State (Nov. 16) ... Saw time vs. Missouri State (Nov. 24) and UALR (Nov. 25) ... Posted an assist vs. St. John's (Nov. 29) ... Saw action vs. Jacksonville (Dec. 7) ... Played two minutes vs. Presbyterian (Dec. 29) ... Played a career high 13 minutes, posting his first-career made basket, and providing a career best three assists in contest at Texas A&M (March 2) ... Earned start on Senior Night vs. Miss State (March 6), scoring two points and collecting a team high two steals ...

CAREER STATISTICS

Season	GP-GS	Min	Avg	FG	FGA	Pct	3FG	3FGA	Pct	FT	FTA	Pct	Off	Def	Tot	Avg	PF	FO	Ast	TO	Blk	Stl	Pts	Avg
2011-12	1-0	2	2.0	0	3	.000	0	2	.000	1	2	.500	0	0	0	0.0	0	0	0	1	0	0	1	1.0
2012-13	11-1	31	2.8	2	5	.400	0	3	.000	0	0	.000	0	0	0	0.0	5	0	4	3	0	2	4	0.4
Totals	12-1	33	2.8	2	8	.250	0	5	.000	1	2	.500	0	0	0	0.0	5	0	4	4	0	2	5	0.5

CAREER SEC STATISTICS

Season	GP-GS	Min	Avg	FG	FGA	Pct	3FG	3FGA	Pct	FT	FTA	Pct	Off	Def	Tot	Avg	PF	FO	Ast	TO	Blk	Stl	Pts	Avg
2013	5-1	19	3.8	2	3	.667	0	1	.000	0	0	.000	0	0	0	0.0	4	0	3	2	0	2	4	0.8



#0 - LASHAY PAGE

**SENIOR | GUARD | 6'2" | 195 | 2 LETTERS
DILLON, S.C./CHIPOLA JC/SOUTHERN MISS.**

PAGE'S CAREER HIGHS

- POINTS**
30, at Colorado State (Nov. 19, 2011)*
- FIELD GOALS**
11, at Colorado State (Nov. 19, 2011)*
- FIELD GOAL ATTEMPTS**
18, vs. Milwaukee (Nov. 11, 2012)
- 3-POINT FIELD GOALS**
8, at Colorado State (Nov. 19, 2011)*
- 3-POINT FIELD GOAL ATTEMPTS**
11, three times, last vs. E. Carolina (Jan. 4, 2012)*
- FREE THROWS**
7, twice, last vs. Missouri State (Nov. 24, 2012)
- FREE THROW ATTEMPTS**
8, vs. Missouri State (Nov. 24, 2012)
- REBOUNDS**
10, vs. Memphis (Feb. 1, 2012)*
- ASSISTS**
3, at Rice (Jan. 12, 2011)*
- BLOCKS**
2, vs. Alcorn State (Dec. 1, 2010)*
- STEALS**
2, 5 times, last vs. Morgan State (Nov. 16, 2012)
- MINUTES PLAYED**
46 vs. Murray State (Nov. 26, 2011)*

* at Southern Mississippi

PAGE'S SEASON HIGHS

- POINTS**
22, vs. Missouri State (Nov. 24, 2012)
- FIELD GOALS**
7, vs. Milwaukee (Nov. 11, 2012)
- FIELD GOAL ATTEMPTS**
18, vs. Milwaukee (Nov. 11, 2012)
- 3-POINT FIELD GOALS**
4, vs. Rider (Nov. 19, 2012)
- 3-POINT FIELD GOAL ATTEMPTS**
7, twice, last vs. UALR (Nov. 25, 2012)
- FREE THROWS**
7, vs. Missouri State (Nov. 24, 2012)
- FREE THROW ATTEMPTS**
8, vs. Missouri State (Nov. 24, 2012)
- REBOUNDS**
6, twice, last vs. Missouri State (Nov. 24, 2012)
- ASSISTS**
2, vs. Milwaukee (Nov. 11, 2012)
- BLOCKS**
1, vs. St. John's (Nov. 29, 2012)
- STEALS**
2, vs. Morgan State (Nov. 16, 2012)
- MINUTES PLAYED**
36, vs. Missouri State (Nov. 24, 2012)

2012-13

Opponent	Date	GS	Min	FG-FGA	Pct	3FG-FGA	Pct	FT-FTA	Pct	Off	Def	Tot	Avg	PF	FO	A	TO	Blk	Stl	Pts	Avg
MILWAUKEE	11/11/12	*	35	7-18	.389	0-6	.000	5-7	.714	0	1	1	1.0	0	0	2	1	0	0	19	19.0
MORGAN STATE	11/16/12	*	30	6-13	.419	2-6	.167	6-6	.846	1	4	5	3.0	3	0	1	2	0	2	20	19.5
RIDER	11/19/12	*	22	4-9	.425	4-6	.333	0-0	.846	0	6	6	4.0	3	0	1	2	0	0	12	17.0
ELON	11/21/12	*	21	1-8	.375	1-4	.318	1-2	.800	1	2	3	3.8	3	0	1	3	0	1	4	13.8
vs. Missouri State	11/24/12	*	36	6-11	.407	3-7	.345	7-8	.826	0	6	6	4.2	2	0	0	2	0	0	22	15.4
vs. UALR	11/25/12	*	28	5-12	.408	3-7	.361	3-3	.846	0	4	4	4.2	1	0	1	1	0	0	16	15.5
at St. John's	11/29/12	*	13	1-7	.385	0-4	.325	0-0	.846	0	0	0	3.6	1	0	1	1	0	2	13.6	
CLEMSON	12/2/12	*	14	1-6	.369	1-2	.333	0-0	.846	2	1	3	3.5	2	0	1	1	0	0	3	12.3
JACKSONVILLE	12/7/12	-	-	-	-	-	-	-	-	-	-	-	-	-	-	-	-	-	-	-	-
APPALACHIAN ST	12/19/12	*	21	1-9	.344	0-3	.311	5-5	.871	0	2	2	3.3	1	0	0	1	0	0	7	11.7
vs. Manhattan	12/22/12	-	-	-	-	-	-	-	-	-	-	-	-	-	-	-	-	-	-	-	-
PRESBYTERIAN	12/29/12	-	-	-	-	-	-	-	-	-	-	-	-	-	-	-	-	-	-	-	-
SC STATE	1/5/13	-	-	-	-	-	-	-	-	-	-	-	-	-	-	-	-	-	-	-	-
at Miss State	1/6/13	-	-	-	-	-	-	-	-	-	-	-	-	-	-	-	-	-	-	-	-
AUBURN	1/12/13	-	-	-	-	-	-	-	-	-	-	-	-	-	-	-	-	-	-	-	-
at LSU	1/16/13	-	-	-	-	-	-	-	-	-	-	-	-	-	-	-	-	-	-	-	-
VANDERBILT	1/19/13	-	-	-	-	-	-	-	-	-	-	-	-	-	-	-	-	-	-	-	-
at Missouri	1/22/13	-	-	-	-	-	-	-	-	-	-	-	-	-	-	-	-	-	-	-	-
ARKANSAS	1/28/13	-	-	-	-	-	-	-	-	-	-	-	-	-	-	-	-	-	-	-	-
at Florida	1/30/13	-	-	-	-	-	-	-	-	-	-	-	-	-	-	-	-	-	-	-	-
GEORGIA	2/2/13	-	-	-	-	-	-	-	-	-	-	-	-	-	-	-	-	-	-	-	-
at Kentucky	2/5/13	-	-	-	-	-	-	-	-	-	-	-	-	-	-	-	-	-	-	-	-
TENNESSEE	2/10/13	-	-	-	-	-	-	-	-	-	-	-	-	-	-	-	-	-	-	-	-
LSU	2/14/13	-	-	-	-	-	-	-	-	-	-	-	-	-	-	-	-	-	-	-	-
at Alabama	2/16/13	-	-	-	-	-	-	-	-	-	-	-	-	-	-	-	-	-	-	-	-
OLE MISS	2/20/13	-	-	-	-	-	-	-	-	-	-	-	-	-	-	-	-	-	-	-	-
at Georgia	2/23/13	-	-	-	-	-	-	-	-	-	-	-	-	-	-	-	-	-	-	-	-
MISSOURI	2/28/13	-	-	-	-	-	-	-	-	-	-	-	-	-	-	-	-	-	-	-	-
at Texas A&M	3/2/13	-	-	-	-	-	-	-	-	-	-	-	-	-	-	-	-	-	-	-	-
MISS STATE	3/6/13	-	-	-	-	-	-	-	-	-	-	-	-	-	-	-	-	-	-	-	-
at Vanderbilt	3/9/13	-	-	-	-	-	-	-	-	-	-	-	-	-	-	-	-	-	-	-	-
vs. Miss State	3/13/13	-	-	-	-	-	-	-	-	-	-	-	-	-	-	-	-	-	-	-	-

SEASON NOTES

Scored a team high 19 points, while adding two assists in season opener vs. Milwaukee (Nov. 11); scored 17 points in the second half ... Leading scorer with 20 points in win vs. Morgan State (Nov. 16) ... A perfect 6-of-6 from the free throw line vs. the Bears ... Was in foul trouble early in the first half vs. Rider (Nov. 19), but came back to post 12 points on 4 made 3s ... Hit just 1-of-8 attempts from the floor vs. Elon (Nov 21), scoring four points ... Posted a team high 22 points, including a 7-of-8 effort from the free throw line vs. Missouri State (Nov. 25) ... Scored 16 points and collected four rebounds vs. UALR (Nov. 25) ... Named the Hoops For Hope Classic Most Outstanding Player ... Struggled from the field vs. St. John's (Nov. 29), hitting just 1-of-7 from the field for two points ... Scored just three points vs. Clemson (Dec. 2) ... Missed the Jacksonville (Dec. 7) contest due to a stomach virus ... Struggled from the floor vs. Appalachian State (Dec. 19), but posted a 5-of-5 effort from the free throw line, including hitting two key free throws with four seconds remaining to push the game out of reach for the Mountaineers ... Did not play vs. Manhattan (Dec. 22) or Presbyterian (Dec. 29) due to an academic issue ...

CAREER STATISTICS

Season	GP-GS	Min	Avg	FG	FGA	Pct	3FG	3FGA	Pct	FT	FTA	Pct	Off	Def	Tot	Avg	PF	FO	Ast	TO	Blk	Stl	Pts	Avg
2010-11*	27-1	490	8.1	57	163	.350	33	97	.340	20	33	.606	3	53	56	2.1	36	1	18	23	3	10	167	6.2
2011-12*	33-32	1213	36.8	127	334	.380	75	213	.352	55	67	.821	20	91	111	3.4	63	1	25	36	2	18	384	11.6
2012-13	9-9	220	24.4	32	93	.344	14	45	.311	27	31	.871	4	26	30	3.3	16	0	8	14	1	3	105	11.7
Totals	69-42	1923	27.8	216	590	.366	122	355	.343	102	131	.778	27	170	197	2.9	115	2	51	73	6	31	656	9.5

* at Southern Mississippi



#24 - MICHAEL CARRERA

FRESHMAN | FORWARD | 6'5" | 212 | HS
ANZOÁTEGUI, VENEZUELA/MONTROSE CHRISTIAN

CARRERA'S SEASON HIGHS

POINTS

23, vs. LSU (Jan. 16, 2013)

FIELD GOALS

7, vs. LSU (Jan. 16, 2013)

FIELD GOAL ATTEMPTS

13, twice, last vs. Texas A&M (March 2, 2013)

3-POINT FIELD GOALS

2, twice, last vs. Texas A&M (March 2, 2013)

3-POINT FIELD GOAL ATTEMPTS

4, vs. LSU (Feb. 14, 2013)

FREE THROWS

9, vs. LSU (Jan. 16, 2013)

FREE THROW ATTEMPTS

10, vs. LSU (Jan. 16, 2013)

REBOUNDS

15, vs. Milwaukee (Nov. 1, 2012)

ASSISTS

5, vs. Auburn (Jan. 12, 2013)

BLOCKS

3, twice, last vs. Ole Miss (Feb. 20, 2013)

STEALS

3, vs. Georgia (Feb. 2, 2013)

MINUTES PLAYED

36, vs. LSU (Jan. 16, 2013)

2012-13

Opponent	Date	GS	Min	FG-FGA	Pct	3FG-3FGA	Pct	FT-FTA	Pct	Off	Def	Tot	Avg	PF	FO	A	TO	Blk	Stl	Pts	Avg
MILWAUKEE	11/11/12	* 29	6-12	.500	0-0	.000	5-5	1.000		7	8	15	15.0	4	0	0	2	3	0	17	17.0
MORGAN STATE	11/16/12	-	-	-	-	-	-	-	DNP - concussion	-	-	-	-	-	-	-	-	-	-	-	-
RIDER	11/19/12	-	-	-	-	-	-	-	DNP - concussion	-	-	-	-	-	-	-	-	-	-	-	-
ELON	11/21/12	-	-	-	-	-	-	-	DNP - concussion	-	-	-	-	-	-	-	-	-	-	-	-
vs. Missouri State	11/24/12	* 21	6-7	.832	1-1	1.000	5-6	.909		1	4	5	10.0	4	0	1	3	1	1	18	17.5
vs. UALR	11/25/12	* 12	0-2	.571	0-0	1.000	2-2	.923		0	2	2	7.3	4	0	0	3	0	0	2	12.3
at St. John's	11/29/12	* 23	3-7	.536	0-0	1.000	5-6	.895		6	5	11	8.3	2	0	1	2	0	0	11	12.0
CLEMSON	12/2/12	* 16	0-4	.469	0-0	1.000	5-6	.800		3	3	6	7.8	5	1	1	2	1	0	3	10.2
JACKSONVILLE	12/7/12	* 24	6-10	.500	0-0	1.000	5-6	.806		0	9	9	8.0	2	0	2	0	2	0	17	11.3
APPALACHIAN ST	12/19/12	* 26	4-7	.481	1-1	1.000	4-6	.784		3	4	7	7.3	3	0	1	4	0	0	13	10.4
vs. Manhattan	12/22/12	-	-	-	-	-	-	-	DNP - left hip injury	-	-	-	-	-	-	-	-	-	-	-	-
PRESBYTERIAN	12/29/12	-	-	-	-	-	-	-	DNP - left hip injury	-	-	-	-	-	-	-	-	-	-	-	-
SC STATE	1/5/13	7	1-3	.474	0-0	1.000	0-0	.784		1	2	3	6.8	3	0	0	0	0	0	2	9.4
at Miss State	1/9/13	7	1-3	.474	0-0	1.000	0-0	.784		1	2	3	6.8	3	0	0	0	0	0	2	9.4
AUBURN	1/12/13	24	1-5	.452	0-0	1.000	4-4	.805		5	2	7	6.8	5	1	5	4	2	0	6	9.1
at LSU	1/16/13	24	7-10	.486	0-1	.667	9-10	.824		3	7	10	7.1	4	0	0	1	0	0	23	10.4
VANDERBILT	1/19/13	* 27	3-9	.469	0-0	.667	2-3	.815		2	7	9	7.3	4	0	2	1	1	9	10.2	
at Missouri	1/22/13	* 15	2-5	.465	0-0	.667	0-0	.815		1	3	4	7.0	5	1	0	2	0	0	4	9.7
ARKANSAS	1/28/13	* 23	3-7	.462	0-1	.500	2-4	.793		3	2	5	6.9	2	0	0	3	0	0	8	9.6
at Florida	1/30/13	* 22	6-9	.480	0-0	.500	1-3	.770		2	7	9	7.0	2	0	0	1	0	0	13	9.8
GEORGIA	2/2/13	* 34	5-13	.470	1-1	.600	5-6	.776		5	2	7	7.0	2	0	1	0	1	3	16	10.2
at Kentucky	2/5/13	* 24	6-10	.480	2-3	.625	4-7	.757		2	4	6	6.9	4	0	0	0	0	1	18	10.6
TENNESSEE	2/10/13	* 29	6-9	.493	0-1	.556	6-9	.747		2	9	11	7.2	2	0	0	4	0	1	18	11.1
LSU	2/14/13	* 25	3-11	.476	0-4	.385	2-2	.753		2	6	8	7.2	4	0	1	0	0	0	8	10.9
at Alabama	2/16/13	* 8	0-1	.473	0-0	.385	0-0	.753		2	2	4	7.1	0	0	0	4	0	0	10.4	
OLE MISS	2/20/13	* 27	6-12	.475	0-0	.385	1-2	.747		8	5	13	7.3	2	0	1	2	3	0	13	10.5
at Georgia	2/23/13	* 20	1-5	.466	0-0	.385	3-5	.739		3	3	6	7.3	5	1	2	1	0	0	5	10.2
MISSOURI	2/28/13	* 17	3-6	.467	0-0	.385	3-4	.740		3	1	4	7.1	4	0	0	1	0	2	9	10.2
at Texas A&M	3/2/13	* 33	5-13	.462	2-3	.438	4-7	.728		4	5	9	7.2	1	0	0	2	0	1	16	10.4
MISS STATE	3/6/13	* 14	1-2	.462	0-0	.438	2-2	.733		1	2	3	7.0	5	1	1	0	0	0	4	10.2
at Vanderbilt	3/9/13	* 22	0-9	.440	0-1	.412	5-6	.739		5	8	13	7.3	3	0	0	5	0	0	5	10.0
vs. Miss State	3/13/13																				

SEASON NOTES

Named the SEC Freshman of the Week on Nov. 12 after posting a double-double with 17 points and 15 rebounds in the season opener vs. Milwaukee (Nov. 11); also blocked a team high three shots ... Missed the Morgan State (Nov. 16), Rider (Nov. 19) and Elon (Nov. 21) contests due to a concussion ... Returned vs. Missouri State (Nov. 24), scoring 18 points, including a game-tying 3-pointer at the buzzer to send the contest to overtime, while also collecting five rebounds ... Was in foul trouble early vs. UALR (Nov. 25) ... Posted second double-double of the season with teams highs 11 points and 11 rebounds vs. St. John's (Nov. 29) ... Was in foul trouble vs. Clemson (Dec. 2), collecting three in the first nine minutes of the game ... Collected six rebounds vs. the Tigers ... Near double-double with teams highs in both points (17) and rebounds (9) vs. Jacksonville (Dec. 7) ... Also two assists and two blocks vs. the Dolphins ... Was in foul trouble early vs. Appalachian State (Dec. 19), scored two points and collected three rebounds in just seven minutes of action ... Posted 13 points and pulled down seven rebounds in win vs. Manhattan (Dec. 22) ... Did not play vs. Presbyterian (Dec. 29) due to a chronic left hip injury ... Returned from injury to play at Miss. State (Jan. 9), but was in early foul trouble and played just seven minutes, posting two points and three rebounds ... Once again struggled with foul trouble vs. Auburn (Jan. 19), but posted six points, seven rebounds and a season high five assists in 24 minutes vs. the Tigers ... Season high 23 points in win at LSU (Jan. 16), scoring 21 of those points in the second half and overtime, while playing several minutes with four fouls ... Scored eight points and pulled down nine rebounds in contest vs. Vandy (Jan. 19) ... Scored four points and collected four rebounds, but was in foul trouble at Missouri (Jan. 22) ... Eight points and five rebounds in victory vs. Arkansas (Jan. 26) ... Led Gamecocks with near double-double at Florida (Jan. 30) with 13 points and nine rebounds, hitting 6-of-9 attempts from the floor ... Played a near season high 34 minutes, posting teams highs with 16 points and seven rebounds, and setting a season high with three steals vs. Georgia (Feb. 2) ... Led team in scoring for third-straight game with 18 points vs. Kentucky (Feb. 5), also six rebounds and one steal ... Posted fourth double-double of the season with teams highs of 18 points and 11 rebounds vs. Tennessee (Feb. 10) ... Eight points and eight rebounds vs. LSU (Feb. 14) ... Collected fifth double-double of the season with team highs of 13 points and 13 rebounds in win vs. Ole Miss (Feb. 20); had 10 rebounds in opening half ... Nine points and four rebounds with two steals vs. Missouri (Feb. 28) ... Played a near season high 33 minutes, posting 16 points and nine rebounds to lead Gamecocks at Texas A&M (March 2) ... In foul trouble with four fouls in the first half vs. Miss State (March 6) ... Collected a game high 13 rebounds at Vandy (March 9) ...

CAREER STATISTICS

Season	GP-GS	Min	Avg	FG	FGA	Pct	3FG	3FGA	Pct	FT	FTA	Pct	Off	Def	Tot	Avg	PF	FO	Ast	TO	Blk	Stl	Pts	Avg
2012-13	26-21	552	21.2	85	193	.440	7	17	.421	82	111	.739	76	113	189	7.3	84	5	17	50	15	9	259	10.0

CAREER SEC STATISTICS

Season	GP-GS	Min	Avg	FG	FGA	Pct	3FG	3FGA	Pct	FT	FTA	Pct	Off	Def	Tot	Avg	PF	FO	Ast	TO	Blk	Stl	Pts	Avg
2013	18-15	394	21.9	59	139	.424	5	15	.333	53	74	.716	54	77	131	7.3	57	4	11	32	8	8	176	9.8



#14 - LAIMONAS CHATKEVICIUS

FRESHMAN | FORWARD | 6'11" | 255 | HS
KLAIPEDA, LITHUANIA/SOUTH KENT SCHOOL (CONN.)

CHATKEVICIUS' SEASON HIGHS

- POINTS**
11, vs. Alabama (Feb. 16, 2013)
- FIELD GOALS**
4, twice, last vs. Alabama (Feb. 16, 2013)
- FIELD GOAL ATTEMPTS**
8, twice, last vs. Georgia (Feb. 23, 2013)
- 3-POINT FIELD GOALS**
1, 3x, last vs. Vandy (March 9, 2013)
- 3-POINT FIELD GOAL ATTEMPTS**
2, vs. Vandy (March 9, 2013)
- FREE THROWS**
4, vs. Missouri (Jan. 22, 2013)
- FREE THROW ATTEMPTS**
7, vs. Alabama (Feb. 16, 2013)
- REBOUNDS**
10, vs. Georgia (Feb. 23, 2013)
- ASSISTS**
4, vs. Jacksonville (Dec. 7, 2012)
- BLOCKS**
3, vs. Georgia (Feb. 23, 2013)
- STEALS**
1, twice, last vs. Vandy (March 9, 2013)
- MINUTES PLAYED**
34, vs. Georgia (Feb. 23, 2013)

2012-13

Opponent	Date	GS	Min	FG-FGA	Pct	3FG-FGA	Pct	FT-FTA	Pct	Off	Def	Tot	Avg	PF	FO	A	TO	Blk	Stl	Pts	Avg	
MILWAUKEE	11/11/12	-	-	-	-	-	DNP - NCAA	-	-	-	-	-	-	-	-	-	-	-	-	-	-	-
MORGAN STATE	11/16/12	-	-	-	-	-	DNP - NCAA	-	-	-	-	-	-	-	-	-	-	-	-	-	-	-
RIDER	11/19/12	-	-	-	-	-	DNP - NCAA	-	-	-	-	-	-	-	-	-	-	-	-	-	-	-
ELON	11/21/12	-	-	-	-	-	DNP - NCAA	-	-	-	-	-	-	-	-	-	-	-	-	-	-	-
vs. Missouri State	11/24/12	-	-	-	-	-	DNP - NCAA	-	-	-	-	-	-	-	-	-	-	-	-	-	-	-
vs. UALR	11/25/12	11	1-2	.500	0-0	.000	1-2	.500	1	1	2	2.0	1	0	1	0	0	0	3	3.0		
at St. John's	11/29/12	7	1-2	.500	0-0	.000	0-0	.500	0	1	1	1.5	2	0	0	2	0	0	2	2.5		
CLEMSON	12/2/12	7	1-2	.500	0-0	.000	0-0	.500	0	1	1	1.3	2	0	0	2	0	0	2	2.3		
JACKSONVILLE	12/7/12	19	4-6	.600	1-1	1.000	0-2	.250	3	2	5	2.7	4	0	4	4	0	0	9	4.7		
APPALACHIAN ST	12/19/12	6	1-1	.636	0-0	1.000	0-0	.250	0	1	1	2.3	1	0	0	0	0	0	2	4.0		
vs. Manhattan	12/22/12	7	1-1	.667	0-0	1.000	0-0	.250	1	0	1	2.0	0	0	0	1	0	0	2	3.6		
PRESBYTERIAN	12/29/12	13	1-3	.600	0-0	1.000	1-2	.333	3	3	6	2.7	2	0	1	3	0	0	3	3.5		
SC STATE	1/5/13	4	1-2	.588	0-0	1.000	0-0	.333	1	0	1	2.4	1	0	0	0	0	0	2	3.3		
at Miss State	1/9/13	18	1-4	.524	0-1	.500	2-2	.500	3	3	6	2.9	2	0	0	3	0	0	4	3.4		
AUBURN	1/12/13	2	0-0	.524	0-0	.500	0-0	.500	0	0	0	2.6	0	0	1	0	0	0	0	3.0		
at LSU	1/16/13	* 12	3-4	.560	0-0	.500	0-0	.500	0	2	2	2.5	2	0	1	1	1	0	6	3.3		
VANDERBILT	1/19/13	* 7	0-2	.519	0-1	.333	2-2	.600	0	0	0	2.3	2	0	0	0	0	0	2	3.2		
at Missouri	1/22/13	* 15	2-4	.516	0-1	.250	4-4	.714	1	2	3	2.3	1	0	1	1	2	0	8	3.6		
ARKANSAS	1/26/13	* 12	3-5	.528	0-0	.250	2-3	.706	2	5	7	2.7	1	0	0	3	1	0	8	3.9		
at Florida	1/30/13	* 10	0-3	.487	0-0	.250	1-2	.684	0	1	1	2.6	2	0	0	0	0	1	1	3.7		
GEORGIA	2/2/13	* 4	0-1	.475	0-0	.250	0-0	.684	0	0	0	2.4	1	0	0	0	0	0	0	3.5		
at Kentucky	2/5/13	13	2-6	.457	0-0	.250	0-2	.619	1	2	3	2.4	4	0	0	1	0	0	4	3.5		
TENNESSEE	2/10/13	-	-	-	-	-	DNP - coach's decision	-	-	-	-	-	-	-	-	-	-	-	-	-	-	
LSU	2/14/13	-	-	-	-	-	DNP - coach's decision	-	-	-	-	-	-	-	-	-	-	-	-	-	-	
at Alabama	2/16/13	* 25	4-8	.463	0-0	.250	3-7	.571	2	5	7	2.7	5	1	0	2	0	0	11	3.9		
OLE MISS	2/20/13	* 25	3-7	.459	1-1	.400	0-0	.571	2	5	7	2.9	3	0	0	2	2	0	7	4.1		
at Georgia	2/23/13	* 34	1-8	.420	0-1	.333	1-2	.567	3	7	10	3.3	4	0	0	4	3	0	3	4.1		
MISSOURI	2/28/13	* 11	1-1	.429	0-0	.333	2-2	.594	1	0	1	3.2	1	0	1	1	0	0	4	4.1		
at Texas A&M	3/2/13	-	-	-	-	-	DNP - coach's decision	-	-	-	-	-	-	-	-	-	-	-	-	-	-	
MISS STATE	3/6/13	5	0-0	.429	0-0	.333	0-0	.594	0	1	1	3.1	0	0	0	1	0	0	0	3.9		
at Vanderbilt	3/9/13	21	3-6	.434	1-2	.375	2-2	.618	2	2	4	3.1	2	0	1	3	2	1	9	4.1		
vs. Miss State	3/13/13	-	-	-	-	-	-	-	-	-	-	-	-	-	-	-	-	-	-	-	-	

SEASON NOTES


Will miss the first six games of the 2012-13 season, as the NCAA has determined that he received impermissible benefits from his host family prior to enrolling at the University of South Carolina ... Saw first action of the season vs. St. John's (Nov. 29), scoring three points and collecting two rebounds ... Scored two points vs. Clemson (Dec. 2) ... Solid vs. Jacksonville (Dec. 7), scoring nine points, five rebounds and four assists ... Scored two points in six minutes vs. Appalachian State (Dec. 19) ... Saw action vs. Manhattan (Dec. 22), scoring two points ... Collected a season high six rebounds vs. Presbyterian (Dec. 29) ... Saw action vs. SC State (Jan. 5) ... Matched a season high with six rebounds at Miss. State (Jan. 9) ... Posted one assist vs. Auburn (Jan. 12) ... Earned first career start at LSU (Jan. 16), posting six points and two rebounds ... Scored two points vs. Vandy (Jan. 19) ... Set season highs in blocks (2), free throws (4) and attempts (4) from the line in start at Missouri (Jan. 22) ... Scored eight points and pulled down a season high seven rebounds in just 12 minutes in win vs. Arkansas (Jan. 26) ... Collected a steal vs. Florida (Jan. 30) ... Scored season high 11 points, matched season high with seven rebounds in a season best 25 minutes played at Alabama (Feb. 16) ... Seven points and seven rebounds, matching season high with two blocks in win vs. Ole Miss (Feb. 20) ... Season high 10 rebounds and three blocks in season high 34 minutes played at Georgia (Feb. 23) ... Posted two blocks and nine points in contest at Vandy (March 9) ...

CAREER STATISTICS

Season	GP-GS	Min	Avg	FG	FGA	Pct	3FG	3FGA	Pct	FT	FTA	Pct	Off	Def	Tot	Avg	PF	FO	Ast	TO	Blk	Stl	Pts	Avg
2012-13	22-10	280	12.7	33	76	.434	3	8	.375	21	34	.618	26	43	69	3.1	41	1	11	32	11	2	90	4.1

CAREER SEC STATISTICS

Season	GP-GS	Min	Avg	FG	FGA	Pct	3FG	3FGA	Pct	FT	FTA	Pct	Off	Def	Tot	Avg	PF	FO	Ast	TO	Blk	Stl	Pts	Avg
2013	15-10	213	14.2	23	59	.390	2	7	.286	19	28	.679	17	35	52	3.5	30	1	5	22	11	2	67	4.5



#12 - AUSTIN CONSTABLE

FRESHMAN | GUARD | 6'0" | 175 | HS
WEST CHESTER, PA./HENDERSON

CONSTABLE'S SEASON HIGHS

POINTS
-

FIELD GOALS
-

FIELD GOAL ATTEMPTS
2, vs. Presbyterian (Dec. 29, 2012)

3-POINT FIELD GOALS
-

3-POINT FIELD GOAL ATTEMPTS
1, vs. Presbyterian (Dec. 29, 2012)

FREE THROWS
-

FREE THROW ATTEMPTS
-

REBOUNDS
-

ASSISTS
-

BLOCKS
-

STEALS
-

MINUTES PLAYED
2, vs. Presbyterian (Dec. 29, 2012)

2012-13

Opponent	Date	GS	Min	FG-FGA	Pct	3FG-FGA	Pct	FT-FTA	Pct	Off	Def	Tot	Avg	PF	FO	A	TO	Blk	Stl	Pts	Avg	
MILWAUKEE	11/11/12	-	-	-	-	-	-	-	-	-	-	-	-	-	-	-	-	-	-	-	-	-
MORGAN STATE	11/16/12	-	-	-	-	-	-	-	-	-	-	-	-	-	-	-	-	-	-	-	-	-
RIDER	11/19/12	-	-	-	-	-	-	-	-	-	-	-	-	-	-	-	-	-	-	-	-	-
ELON	11/21/12	-	-	-	-	-	-	-	-	-	-	-	-	-	-	-	-	-	-	-	-	-
vs. Missouri State	11/24/12	-	-	-	-	-	-	-	-	-	-	-	-	-	-	-	-	-	-	-	-	-
vs. UALR	11/25/12	1	0-0	.000	0-0	.000	0-0	.000	0	0	0	0.0	0	0	0	0	0	0	0	0	0.0	
at St. John's	11/29/12	-	-	-	-	-	-	-	-	-	-	-	-	-	-	-	-	-	-	-	-	-
CLEMSON	12/2/12	-	-	-	-	-	-	-	-	-	-	-	-	-	-	-	-	-	-	-	-	-
JACKSONVILLE	12/7/12	2	0-0	.000	0-0	.000	0-0	.000	1	0	1	0.5	0	0	0	1	0	0	0	0	0.0	
APPALACHIAN ST	12/19/12	-	-	-	-	-	-	-	-	-	-	-	-	-	-	-	-	-	-	-	-	-
vs. Manhattan	12/22/12	-	-	-	-	-	-	-	-	-	-	-	-	-	-	-	-	-	-	-	-	-
PRESBYTERIAN	12/29/12	2	0-2	.000	0-1	.000	0-0	.000	0	0	0	0.3	0	0	0	0	0	0	0	0	0.0	
SC STATE	1/5/13	-	-	-	-	-	-	-	-	-	-	-	-	-	-	-	-	-	-	-	-	-
at Miss State	1/9/13	-	-	-	-	-	-	-	-	-	-	-	-	-	-	-	-	-	-	-	-	-
AUBURN	1/12/13	-	-	-	-	-	-	-	-	-	-	-	-	-	-	-	-	-	-	-	-	-
at LSU	1/16/13	-	-	-	-	-	-	-	-	-	-	-	-	-	-	-	-	-	-	-	-	-
VANDERBILT	1/19/13	-	-	-	-	-	-	-	-	-	-	-	-	-	-	-	-	-	-	-	-	-
at Missouri	1/22/13	-	-	-	-	-	-	-	-	-	-	-	-	-	-	-	-	-	-	-	-	-
ARKANSAS	1/26/13	-	-	-	-	-	-	-	-	-	-	-	-	-	-	-	-	-	-	-	-	-
at Florida	1/30/13	-	-	-	-	-	-	-	-	-	-	-	-	-	-	-	-	-	-	-	-	-
GEORGIA	2/2/13	-	-	-	-	-	-	-	-	-	-	-	-	-	-	-	-	-	-	-	-	-
at Kentucky	2/5/13	-	-	-	-	-	-	-	-	-	-	-	-	-	-	-	-	-	-	-	-	-
TENNESSEE	2/10/13	-	-	-	-	-	-	-	-	-	-	-	-	-	-	-	-	-	-	-	-	-
LSU	2/14/13	-	-	-	-	-	-	-	-	-	-	-	-	-	-	-	-	-	-	-	-	-
at Alabama	2/16/13	-	-	-	-	-	-	-	-	-	-	-	-	-	-	-	-	-	-	-	-	-
OLE MISS	2/20/13	-	-	-	-	-	-	-	-	-	-	-	-	-	-	-	-	-	-	-	-	-
at Georgia	2/23/13	-	-	-	-	-	-	-	-	-	-	-	-	-	-	-	-	-	-	-	-	-
MISSOURI	2/28/13	-	-	-	-	-	-	-	-	-	-	-	-	-	-	-	-	-	-	-	-	-
at Texas A&M	3/2/13	1	0-0	.000	0-0	.000	0-0	.000	0	0	0	0.3	0	0	0	0	0	0	0	0	0.0	
MISS STATE	3/6/13	-	-	-	-	-	-	-	-	-	-	-	-	-	-	-	-	-	-	-	-	-
at Vanderbilt	3/9/13	-	-	-	-	-	-	-	-	-	-	-	-	-	-	-	-	-	-	-	-	-
vs. Miss State	3/13/13	-	-	-	-	-	-	-	-	-	-	-	-	-	-	-	-	-	-	-	-	-

SEASON NOTES

Saw time vs. UALR (Nov. 25) ... Collected a rebound vs. Jacksonville (Dec. 7) ... Attempted two shots vs. Presbyterian (Dec. 29) ...

CAREER STATISTICS

Season	GP-GS	Min	Avg	FG	FGA	Pct	3FG	3FGA	Pct	FT	FTA	Pct	Off	Def	Tot	Avg	PF	FO	Ast	TO	Blk	Stl	Pts	Avg
2012-13	4-0	6	1.5	0	2	.000	0	1	.000	0	0	.000	1	0	1	0.3	0	0	0	1	0	0	0	0.0

CAREER SEC STATISTICS

Season	GP-GS	Min	Avg	FG	FGA	Pct	3FG	3FGA	Pct	FT	FTA	Pct	Off	Def	Tot	Avg	PF	FO	Ast	TO	Blk	Stl	Pts	Avg
2013	1-0	1	1.0	0	0	.000	0	0	.000	0	0	.000	0	0	0	0.0	0	0	0	0	0	0	0	0.0



#25 - MINDAUGAS KACINAS

FRESHMAN | FORWARD | 6'7" | 210 | HS
KLAIPEDA, LITHUANIA/WORD OF LIFE FIRE TRADITIONAL SCHOOL

KACINAS' SEASON HIGHS

- POINTS**
18, vs. Rider (Nov. 19, 2012)
- FIELD GOALS**
8, vs. Rider (Nov. 19, 2012)
- FIELD GOAL ATTEMPTS**
11, twice, last vs. App State (Dec. 19, 2012)
- 3-POINT FIELD GOALS**
1, 3 times, last vs. Clemson (Dec. 2, 2012)
- 3-POINT FIELD GOAL ATTEMPTS**
3, twice, last vs. App State (Dec. 19, 2012)
- FREE THROWS**
6, vs. Milwaukee (Nov. 11, 2012)
- FREE THROW ATTEMPTS**
8, vs. Milwaukee (Nov. 11, 2012)
- REBOUNDS**
13, vs. Milwaukee (Nov. 11, 2012)
- ASSISTS**
3, twice, last vs. App State (Dec. 19, 2012)
- BLOCKS**
3, vs. Appalachian State (Dec. 19, 2012)
- STEALS**
2, vs. UALR (Nov. 25, 2012)
- MINUTES PLAYED**
35, vs. SC State (Jan. 5, 2013)

2012-13

Opponent	Date	GS	Min	FG-FGA	Pct	3FG-FGA	Pct	FT-FTA	Pct	Off	Def	Tot	Avg	PF	FO	A	TO	Blk	Stl	Pts	Avg
MILWAUKEE	11/11/12	31	1-3	.333	0-1	1.000	6-8	.750	6	7	13	13.0	2	0	3	1	1	1	8	8.0	
MORGAN STATE	11/16/12	21	0-1	.250	0-0	.000	2-2	.800	3	0	3	8.0	3	0	0	3	0	1	2	5.0	
RIDER	11/19/12	32	8-11	.600	1-1	.500	1-2	.750	3	2	5	7.0	2	0	0	3	0	1	18	9.3	
ELON	11/21/12	26	1-2	.588	0-0	.500	1-2	.714	2	3	5	6.5	0	0	1	4	0	0	3	7.8	
vs. Missouri State	11/24/12	* 28	1-3	.550	0-1	.333	2-3	.706	0	5	5	6.2	2	0	1	5	2	0	4	7.0	
vs. UALR	11/25/12	27	5-7	.593	1-3	.333	2-3	.700	3	2	5	6.0	3	0	1	3	2	2	13	8.0	
at St. John's	11/29/12	24	4-7	.588	0-0	.333	1-4	.625	3	3	6	6.0	1	0	1	0	0	0	9	8.1	
CLEMSON	12/2/12	29	3-5	.590	1-2	.375	3-3	.667	1	2	3	5.6	5	1	1	1	1	0	10	8.4	
JACKSONVILLE	12/7/12	18	3-3	.619	0-0	.375	1-2	.655	1	2	3	5.3	4	0	0	2	2	0	7	8.2	
APPALACHIAN ST	12/19/12	* 34	5-11	.585	0-3	.273	2-2	.677	6	6	12	6.0	2	0	3	2	3	0	12	8.6	
vs. Manhattan	12/22/12	* 16	0-1	.574	0-0	.273	0-0	.677	0	1	1	5.5	3	0	0	1	0	0	0	7.8	
PRESBYTERIAN	12/29/12	* 25	6-8	.597	0-1	.250	1-1	.688	3	0	3	5.3	4	0	1	1	1	0	13	8.3	
SC STATE	1/5/13	* 35	4-7	.594	0-1	.231	1-2	.676	5	5	10	5.7	4	0	2	1	1	0	9	8.3	
at Miss State	1/9/13	* 30	0-3	.569	0-0	.231	0-0	.676	1	2	3	5.5	2	0	1	2	0	0	0	7.7	
AUBURN	1/12/13	* 17	2-3	.573	0-0	.231	2-2	.694	1	3	4	5.4	3	0	0	2	1	0	6	7.6	
at LSU	1/16/13	16	1-3	.564	0-2	.200	1-2	.684	1	1	2	5.2	2	0	0	1	0	0	3	7.3	
VANDERBILT	1/19/13	4	0-1	.557	0-0	.200	0-0	.684	0	1	1	4.9	1	0	0	0	0	0	0	6.9	
at Missouri	1/22/13	4	0-0	.557	0-0	.200	0-0	.684	0	0	0	4.7	3	0	0	0	0	0	0	6.5	
ARKANSAS	1/26/13	24	2-3	.561	0-0	.200	0-0	.684	1	4	5	4.7	1	0	2	3	1	0	4	6.4	
at Florida	1/30/13	16	2-2	.571	0-0	.200	0-0	.684	1	1	2	4.6	2	0	1	0	0	1	4	6.3	
GEORGIA	2/2/13	15	0-4	.544	0-1	.188	1-2	.682	1	2	3	4.3	3	0	0	0	0	2	1	6.0	
at Kentucky	2/5/13	9	0-1	.538	0-1	.176	0-0	.682	1	0	1	4.1	1	0	1	0	2	0	0	5.7	
TENNESSEE	2/10/13	3	0-0	.538	0-0	.176	0-0	.682	0	0	0	4.0	1	0	0	0	0	0	0	5.5	
LSU	2/14/13	8	0-1	.533	0-0	.176	0-0	.682	0	3	3	3.9	0	0	1	0	0	0	0	5.2	
at Alabama	2/16/13	-	-	-	-	-	-	-	-	-	-	-	-	-	-	-	-	-	-	-	-
OLE MISS	2/20/13	12	2-4	.531	0-1	.167	1-2	.674	2	3	5	4.0	0	0	0	0	0	0	5	5.2	
at Georgia	2/23/13	26	2-5	.525	1-2	.200	0-0	.674	2	2	4	4.0	2	0	1	3	0	0	5	5.2	
MISSOURI	2/28/13	25	3-7	.519	0-0	.200	2-2	.688	2	2	4	4.0	2	0	0	2	0	0	8	5.3	
at Texas A&M	3/2/13	22	0-0	.519	0-0	.200	1-2	.680	0	3	3	3.9	3	0	0	1	0	0	1	5.2	
MISS STATE	3/6/13	22	0-0	.519	0-0	.200	1-2	.680	0	3	3	3.9	3	0	0	1	0	0	1	5.1	
at Vanderbilt	3/9/13	9	1-1	.523	0-0	.200	0-0	.680	1	0	1	3.8	2	0	0	1	0	0	2	5.1	
vs. Miss State	3/13/13																				

SEASON NOTES

Collected 13 rebounds, including six on the offensive glass, and tied the contest with 18 seconds remaining in regulation on two free throws to send the game to overtime in season opener win vs. Milwaukee (Nov. 11) ... Scored two points and collected three rebounds vs. Morgan State (Nov. 16) ... Posted 18 points on eight made baskets vs. Rider (Nov. 19), playing in a season high 32 minutes ... Collected five rebounds vs. Elon (Nov. 21) ... Earned first-career start vs. Missouri State (Nov. 24), scoring four points and posting two blocks ... Scored 13 points vs. UALR (Nov. 25), while blocking two shots and collecting two steals ... Posted nine points and six rebounds off the bench vs. St. John's (Nov. 29) ... Scored 10 points off the bench vs. Clemson (Dec. 2) ... Scored seven points on a perfect 3-of-3 effort from the floor in win vs. Jacksonville (Dec. 7) ... Career night with 34 minutes played, posting first-career double-double with 12 points and a game-best 12 rebounds in win vs. Appalachian State (Dec. 19); also earned the start vs. the Mountaineers ... Named the SEC Freshman of the Week on Dec. 31 after scoring 13 points and collecting three rebounds vs. Presbyterian (Dec. 29) ... Played a season high 35 minutes vs. SC State (Jan. 5), collecting a team high 10 rebounds ... Saw action at Miss. State (Jan. 9) ... Scored six points and collected four rebounds with one block vs. Auburn (Jan. 12) ... Posted three points at LSU (Jan. 16) ... Saw action vs. Vandy (Jan. 19) ... Had three fouls in just four minutes at Missouri (Jan. 22) ... Tallied four points and collected five rebounds in victory vs. Arkansas (Jan. 26) ... Provided four points off the bench vs. Florida (Jan. 30) ... Tallied five points off the bench vs. Georgia (Feb. 2), adding an assist and steal ... Five points and five rebounds at Georgia (Feb. 23) ... Saw action vs. Missouri (Feb. 28), scoring five points ... Earned the start at Texas A&M (March 2), posting eight points and four rebounds ... Contributed two points at Vandy (March 9) ...

CAREER STATISTICS

Season	GP-GS	Min	Avg	FG	FGA	Pct	3FG	3FGA	Pct	FT	FTA	Pct	Off	Def	Tot	Avg	PF	FO	Ast	TO	Blk	Stl	Pts	Avg
2012-13	30-9	601	20.0	57	109	.523	4	20	.200	34	50	.680	50	65	115	3.8	67	1	21	45	15	9	152	5.1

CAREER SEC STATISTICS

Season	GP-GS	Min	Avg	FG	FGA	Pct	3FG	3FGA	Pct	FT	FTA	Pct	Off	Def	Tot	Avg	PF	FO	Ast	TO	Blk	Stl	Pts	Avg
2013	17-4	255	15.0	16	40	.400	1	7	.143	11	16	.688	14	27	41	2.4	32	0	7	18	2	4	44	2.6



#35 - BRIAN STEELE

FRESHMAN | FORWARD | 6'5" | 196 | HS
GREENVILLE, S.C./WADE HAMPTON SCHOOL

STEELE'S SEASON HIGHS

POINTS

6, vs. Miss State (March 6, 2013)

FIELD GOALS

2, vs. Miss State (March 6, 2013)

FIELD GOAL ATTEMPTS

6, vs. Miss State (March 6, 2013)

3-POINT FIELD GOALS

2, vs. Miss State (March 6, 2013)

3-POINT FIELD GOAL ATTEMPTS

5, vs. Miss State (March 6, 2013)

FREE THROWS

2, vs. Presbyterian (Dec. 29, 2012)

FREE THROW ATTEMPTS

2, vs. Presbyterian (Dec. 29, 2012)

REBOUNDS

2, twice, last vs. Miss State (March 6, 2013)

ASSISTS

3, vs. Vandy (March 9, 2013)

BLOCKS

-

STEALS

1, twice, last vs. Texas A&M (March 2, 2013)

MINUTES PLAYED

25, vs. Texas A&M (March 2, 2013)

2012-13

Opponent	Date	GS	Min	FG-FGA	Pct	3FG-3FGA	Pct	FT-FTA	Pct	Off	Def	Tot	Avg	PF	FO	A	TO	Blk	Stl	Pts	Avg	
MILWAUKEE	11/11/12	-	-	-	-	-	-	-	-	-	-	-	-	-	-	-	-	-	-	-	-	-
MORGAN STATE	11/16/12	-	-	-	-	-	-	-	-	-	-	-	-	-	-	-	-	-	-	-	-	-
RIDER	11/19/12	-	-	-	-	-	-	-	-	-	-	-	-	-	-	-	-	-	-	-	-	-
ELON	11/21/12	-	-	-	-	-	-	-	-	-	-	-	-	-	-	-	-	-	-	-	-	-
vs. Missouri State	11/24/12	-	-	-	-	-	-	-	-	-	-	-	-	-	-	-	-	-	-	-	-	-
vs. UALR	11/25/12	-	-	-	-	-	-	-	-	-	-	-	-	-	-	-	-	-	-	-	-	-
at St. John's	11/29/12	-	-	-	-	-	-	-	-	-	-	-	-	-	-	-	-	-	-	-	-	-
CLEMSON	12/2/12	-	-	-	-	-	-	-	-	-	-	-	-	-	-	-	-	-	-	-	-	-
JACKSONVILLE	12/7/12	2	0-0	.000	0-0	.000	0-0	.000	0	1	1	1.0	1	0	0	1	0	0	0	0	0	0.0
APPALACHIAN ST	12/19/12	-	-	-	-	-	-	-	-	-	-	-	-	-	-	-	-	-	-	-	-	-
vs. Manhattan	12/22/12	-	-	-	-	-	-	-	-	-	-	-	-	-	-	-	-	-	-	-	-	-
PRESBYTERIAN	12/29/12	2	0-1	.000	0-0	.000	2-2	1.000	0	0	0	0.0	0	0	0	0	0	0	1	2	1.0	
SC STATE	1/5/13	-	-	-	-	-	-	-	-	-	-	-	-	-	-	-	-	-	-	-	-	-
at Miss State	1/9/13	-	-	-	-	-	-	-	-	-	-	-	-	-	-	-	-	-	-	-	-	-
AUBURN	1/12/13	-	-	-	-	-	-	-	-	-	-	-	-	-	-	-	-	-	-	-	-	-
at LSU	1/16/13	-	-	-	-	-	-	-	-	-	-	-	-	-	-	-	-	-	-	-	-	-
VANDERBILT	1/19/13	-	-	-	-	-	-	-	-	-	-	-	-	-	-	-	-	-	-	-	-	-
at Missouri	1/22/13	-	-	-	-	-	-	-	-	-	-	-	-	-	-	-	-	-	-	-	-	-
ARKANSAS	1/26/13	-	-	-	-	-	-	-	-	-	-	-	-	-	-	-	-	-	-	-	-	-
at Florida	1/30/13	1	0-0	.000	0-0	.000	0-0	1.000	0	0	0	0.0	0	0	1	0	0	0	0	0	0.7	
GEORGIA	2/2/13	-	-	-	-	-	-	-	-	-	-	-	-	-	-	-	-	-	-	-	-	-
at Kentucky	2/5/13	-	-	-	-	-	-	-	-	-	-	-	-	-	-	-	-	-	-	-	-	-
TENNESSEE	2/10/13	-	-	-	-	-	-	-	-	-	-	-	-	-	-	-	-	-	-	-	-	-
LSU	2/14/13	-	-	-	-	-	-	-	-	-	-	-	-	-	-	-	-	-	-	-	-	-
at Alabama	2/16/13	-	-	-	-	-	-	-	-	-	-	-	-	-	-	-	-	-	-	-	-	-
OLE MISS	2/20/13	-	-	-	-	-	-	-	-	-	-	-	-	-	-	-	-	-	-	-	-	-
at Georgia	2/23/13	-	-	-	-	-	-	-	-	-	-	-	-	-	-	-	-	-	-	-	-	-
MISSOURI	2/28/13	-	-	-	-	-	-	-	-	-	-	-	-	-	-	-	-	-	-	-	-	-
at Texas A&M	3/2/13	*	25	1-3	.250	1-3	.333	0-0	1.000	0	2	2	0.8	5	1	0	1	0	1	3	1.3	
MISS STATE	3/6/13	*	15	2-6	.300	2-5	.375	0-0	1.000	1	1	2	1.0	4	0	2	1	0	0	6	2.2	
at Vanderbilt	3/9/13	*	15	1-2	.333	1-2	.400	0-0	1.000	0	3	3	1.3	1	0	3	0	0	1	3	2.3	
vs. Miss State	3/13/13	-	-	-	-	-	-	-	-	-	-	-	-	-	-	-	-	-	-	-	-	-

SEASON NOTES

Returned to team for Clemson contest ... Posted two points on two made free throws vs. Presbyterian (Dec. 29) ... Posted an assist vs. Florida (Jan. 30) ... Earned first start of his career in contest at Texas A&M (March 2); scoring three points, collecting two rebounds and also a steal ... Hit game-tying 3 at the end of the first half to send the contest into the halftime break tied at 32 ... Played 25 minutes vs. the Aggies ... Scored six points and collected two assists in second-straight start, a win vs. Miss State (March 6) ... Collected three assists, and added three points at Vandy (March 9) ...

CAREER STATISTICS

Season	GP-GS	Min	Avg	FG	FGA	Pct	3FG	3FGA	Pct	FT	FTA	Pct	Off	Def	Tot	Avg	PF	FO	Ast	TO	Blk	Stl	Pts	Avg
2012-13	6-3	60	10.0	4	12	.333	4	10	.400	2	2	1.000	1	7	8	1.3	11	1	6	3	0	3	14	2.3

CAREER SEC STATISTICS

Season	GP-GS	Min	Avg	FG	FGA	Pct	3FG	3FGA	Pct	FT	FTA	Pct	Off	Def	Tot	Avg	PF	FO	Ast	TO	Blk	Stl	Pts	Avg
2013	4-3	56	14.0	4	11	.364	4	10	.400	0	0	.000	1	6	7	1.8	10	1	6	2	0	2	12	3.0

THE LAST TIME...

AN INDIVIDUAL PLAYER...

Scored 20 or more points:	South Carolina: Brenton Williams (38) vs. Miss. State, March 6, 2013 in Columbia, S.C. Opponent: Craig Sword (20) Miss. State, March 6, 2013 in Columbia, S.C.
Scored 30 or more points:	South Carolina: Brenton Williams (38) Miss. State, March 6, 2013 in Columbia, S.C. Opponent: Johnny O'Bryant III (30), LSU, Feb. 14, 2013 in Columbia, S.C.
Scored 35 or more points:	South Carolina: Brenton Williams (38) vs. Miss. State, March 6, 2013 in Columbia, S.C. Opponent: Joe Crawford (Kentucky), 35, March 5, 2008 in Columbia
Scored 40 or more points:	South Carolina: N/A thru 1992-93 season Opponent: Austin Carr (Notre Dame), 43, Dec. 30, 1969 in New Orleans, La.
Collected 20 or more rebounds:	South Carolina: Emmett Hall, 23 vs. College of Charleston, Dec. 22, 1993 in Columbia Opponent: Ekpe Udoh (Baylor), 20, Jan. 2, 2010 in Columbia
Collected 15 or more rebounds:	South Carolina: Lakeem Jackson, 15, vs. UALR, Nov. 25, 2012 in Puerto Vallarta, Mexico Opponent: Jared Sullinger (Ohio State), 19, Dec. 18, 2010 in Columbus, Ohio
Made 12 or more field goals:	South Carolina: Devan Downey, 12 vs. Georgia, Jan. 30, 2010 in Columbia Opponent: Johnny O'Bryant III, 13, LSU, Feb. 14, 2013 in Columbia, S.C.
Made 10 or more field goals:	South Carolina: Brenton Williams (10) vs. Miss. State, March 6, 2013 in Columbia, S.C. Opponent: Elston Turner (10), Texas A&M, March 2, 2013 in College Station, Texas
Attempted 20 or more field goals:	South Carolina: Bruce Ellington (20) vs. Tennessee, Feb 25, 2012, in Columbia, S.C. Opponent: Zach Graham (20), Ole Miss, Feb. 22, 2011 in Columbia
Attempted 25 or more field goals:	South Carolina: Devan Downey, 25, at Kentucky, Feb. 25, 2010 in Lexington, Ky. Opponent: Kemmy Burgess (Alaska-Anchorage), 26, Nov. 24, 2005 in Anchorage, AK
Dished 10 or more assists:	South Carolina: Devan Downey, 11, vs. LSU, March 13, 2008 in Atlanta, Ga. Opponent: 11, Dee Bost, Mississippi State, Feb. 29, 2012 in Columbia, S.C.
Swiped 5 or more steals:	South Carolina: Brenton Williams, 5, vs. Western Carolina, Nov. 11, 2011 in Columbia Opponent: 5, DeWayne Jackson, Morgan State, Nov. 16, 2012 in Columbia, S.C.
Blocked 5 or more shots:	South Carolina: Damontre Harris, 5, vs. Georgia, Feb. 15, 2012 in Columbia, S.C. Opponent: Nerlens Noel (5), Kentucky, Feb. 5, 2013 in Lexington, Ky.
Made 5 or more 3-point field goals:	South Carolina: Brenton Williams (6) vs. Miss. State, March 6, 2013 in Columbia, S.C. Opponent: Shane Richards (6), Manhattan, Dec. 22, 2012 in Brooklyn, N.Y.
Attempted 8 or more 3-point field goals:	South Carolina: Brenton Williams (8) at Vanderbilt, March 9, 2013 in Nashville, Tenn. Opponent: Elston Turner (8), Texas A&M, March 2, 2013 in College Station, Texas
Made 10 or more free throws:	South Carolina: Brenton Williams (12) vs. Miss. State, March 6, 2013 in Columbia, S.C. Opponent: Kedren Johnson (10) Vanderbilt, March 9, 2013 in Nashville, Tenn.
Attempted 15 or more free throws:	South Carolina: Mike Boynton (19) vs. Arkansas, March 11, 2004 in Atlanta, Ga. Opponent: Amu Saaka (Furman), 14, Dec. 22, 2010 in Greenville, S.C.
Played all 40 minutes of regulation:	South Carolina: Devan Downey, 40, vs. Tennessee, March 14, 2008 in Atlanta, Ga. Opponent: Frank Sullivan, Auburn, Jan. 12, 2013 in Columbia, S.C.
A player hit a last-second shot (within 3 seconds) to win a game:	South Carolina: Bruce Ellington vs. Alabama (Jan. 25, 2012) in Columbia, S.C. Opponent: Brian Bryant, Mississippi State, Feb. 29, 2012 in Columbia, S.C.
A player had a double-double:	South Carolina: Michael Carrera (13 points, 13 rebounds), vs. Ole Miss, Feb. 20, 2013 in Columbia, S.C. Opponent: Murphy Holloway (19 points, 13 rebounds) Ole Miss, Feb. 20, 2013 in Columbia, S.C.
Two or more players had a double-double:	S. Carolina: Michael Carrera (23 points, 10 rebounds) and Lakeem Jackson (11 points, 11 rebounds) at LSU, Jan. 16, 2013 in Baton Rouge, La. Opponent: Alex Oriakhi (18 points, 11 rebounds), Earnest Ross (21 points, 10 rebounds) Missouri, Jan. 22, 2013 in Columbia, Mo.
A player had a triple-double:	South Carolina: Sam Muldrow (16 points, 14 rebounds, 10 blocks) vs. Vanderbilt, Jan. 8, 2011 in Columbia *** Only second triple-double in South Carolina history (Chuck Eidson (25 points, 10 rebounds, 10 assists), vs. SC State, Nov. 29, 2002 in Columbia) Opponent: Daniel Hackett (Southern California - 22 points, 10 rebounds, 10 assists), Nov. 17, 2007 in Columbia
Scored 30 or more points in back-to-back games:	South Carolina: Devan Downey, 30 vs. Kentucky (Jan. 26, 2010) in Columbia 33 vs. Georgia (Jan. 30, 2010) in Columbia
Scored 25 or more points in back-to-back games:	South Carolina: Devan Downey, 33 vs. Georgia (Jan. 30, 2010) in Columbia 26 at Tennessee (Feb. 6, 2010) in Knoxville, Tenn.

A TEAM...

Scored 100 or more points:	South Carolina: 103 vs. The Citadel (Nov. 12, 2007) in Columbia Opponent: 107, Vanderbilt (Feb. 17, 1996) in Nashville, Tenn.
Scored 50 points or less:	South Carolina: 36, vs. Florida, Jan. 30, 2013 in Gainesville, Fla. Opponent: 45, Wofford, Dec. 28, 2011 in Columbia, S.C.
Scored 50 points in a half:	South Carolina: 57 (1st half; Dec. 7, 2012) vs. Jacksonville, Dec. 7, 2012 in Columbia, S.C. Opponent: 51 (2nd half; Nov. 29, 2012) St. John's in Queens, N.Y.
Failed to score 25 points in a half:	South Carolina: 24 (2nd half), at Texas A&M, March 2, 2013 in College Station, Texas Opponent: 23 (1st half) at Georgia, Feb. 23, 2013 in Athens, Ga.

Collected 50 or more rebounds:	South Carolina: 53 vs. WKU, Nov. 27, 2010 in Bowling Green, Ky. Opponent: 52, WKU, Nov. 27, 2010 in Bowling Green, Ky.
Shot 60% or better from the field:	South Carolina: 60.8% (31-51) at Western Carolina (Nov. 18, 2005) in Cullowhee, N.C. Opponent: 69.6% (32-46) Missouri, Feb. 28, 2013 in Columbia, S.C.
Shot 50% or better from the field:	South Carolina: 57.7% (30-52) vs. Arkansas, Jan. 26, 2013 in Columbia, S.C. Opponent: 51.1% (24-47) Miss. State, March 6, 2013 in Columbia, S.C.
Shot less than 30% from the field:	South Carolina: 28.1% (18-64), LSU, Feb. 14, 2013 in Columbia, S.C. Opponent: 25.9% (15-58), USC Upstate (Nov. 23, 2010) in Columbia
Shot 50% or better from 3-point range (at least 10 attempts):	South Carolina: 58.3% (7-12) vs. Arkansas, Jan. 26, 2013 in Columbia, S.C. Opponent 57.1%(12-21) Florida, Jan. 30, 2013 in Gainesville, Fla.
Shot 20% or less from 3-point range (at least 10 attempts):	South Carolina: 18.8% (3-16) Tennessee, Feb. 10, 2013 in Columbia, S.C. Opponent: 12.5% (2-16) Arkansas, Jan. 26, 2013 in Columbia, S.C.
Dished 20 or more assists:	South Carolina: 20, vs. Auburn, Jan. 12, 2013 in Columbia, S.C. Opponent: 22, vs. North Carolina, Nov. 25, 2011 in Las Vegas, Nevada
Made 35 or more shots:	South Carolina: 35 vs. Elon (Nov. 19, 2010) in Columbia Opponent: 35, Tennessee (March 5, 2009) in Columbia
Attempted 80 or more shots:	South Carolina: 83 vs. WKU (Nov. 27, 2010) in Bowling Green, Ky. Opponent: 83, LSU (Feb. 10, 1996) in Columbia
Attempted 70 or more shots:	South Carolina: 72, vs. Providence, Dec. 1, 2011 in Columbia Opponent: 79, WKU (Nov. 27, 2010) in Bowling Green, Ky.
Made 10 or more 3-pointers:	South Carolina: 10 vs. Jacksonville, Dec. 7, 2012 in Columbia, S.C. Opponent: 12, Florida, Jan. 30, 2013 in Gainesville, Fla.
Did not make a 3-pointer:	South Carolina: 0, vs. Milwaukee, Nov. 11, 2012 in Columbia, S.C. Opponent: 0, Miss. State, Jan. 9, 2013 in Starkville, Miss.
Attempted 30 or more 3-pointers:	South Carolina: 31 vs. Alabama, Jan. 25, 2012 in Columbia, S.C. Opponent: 33, Milwaukee, Nov. 11, 2012 in Columbia, S.C.
Attempted 25 or more 3-pointers:	South Carolina: 27 vs. Rider, Nov. 19, 2012 in Columbia, S.C. Opponent: 27, Missouri, Jan. 22, 2013 in Columbia, Mo..
Made 30 or more free throws:	South Carolina: 32 vs. Vanderbilt (Jan. 28, 2009) in Columbia Opponent: 31, Florida (Feb. 3, 2009) in Gainesville, Fla.
Attempted 40 or more free throws:	South Carolina: 44 vs. Georgia Southern (Nov. 16, 2009) in Columbia Opponent: 46, Georgia, Feb. 23, 2013 in Athens, Ga.
Swiped 15 or more steals:	South Carolina: 15 vs. Vanderbilt (Jan. 16, 2010) in Columbia Opponent: 17, Indiana (Nov. 8, 1998) in Indianapolis, Ind.
Blocked 12 or more shots:	South Carolina: 12, vs. Vanderbilt, Jan. 8, 2011 in Columbia Opponent: 13, Syracuse (Jan. 21, 1999) in Syracuse, N.Y.
Blocked 8 or more shots:	South Carolina: 8, LSU, Feb. 14, 2013 in Columbia, S.C. Opponent: 9, Ole Miss, Feb. 20, 2013 in Columbia, S.C.
Won by 30 or more points:	South Carolina: 35 vs. SC State (91-56), Jan. 4, 2011 in Columbia Opponent: 39, Florida, Jan. 30, 2013 in Gainesville, Fla.
Won by 20 or more points:	South Carolina: 21, vs. Arkansas, Jan. 26, 2013 in Columbia, S.C. Opponent: 22, Missouri, Feb. 28, 2013 in Columbia, S.C.
Played a single overtime game:	Win: 82-73 at LSU, Jan. 16, 2013 in Baton Rouge, La. Loss: 62-54 at Georgia, Feb. 23, 2013 in Athens, Ga.
Played a double overtime game:	Win: 87-85 vs. WKU (Nov. 27, 2010) in Bowling Green, Ky. Loss: 98-88 vs. Louisville (Feb. 20, 1988) in Columbia
South Carolina played a No. 1 Team in the country:	Win: 68-62 vs. Kentucky (Jan. 26, 2010) in Columbia Loss: 86-52 loss vs. No. 1/1 Kentucky, Feb. 4, 2012, in Columbia, S.C.
South Carolina played a top-5 opponent:	Win: 68-62 vs. No. 1/1 Kentucky (Jan. 26, 2010) in Columbia Loss: 75-36 loss to No. 4/4 Florida (Jan. 30, 2013) in Gainesville, Fla.
South Carolina played a top-10 opponent:	Win: 68-62 vs. No. 1/1 Kentucky (Jan. 26, 2010) in Columbia Loss: 75-36 loss to No. 4/4 Florida (Jan. 30, 2013) in Gainesville, Fla.
South Carolina played a top-25 opponent:	Win: 83-75 (OT) win over No. 22/24 Vanderbilt, Jan. 8, 2011 in Columbia Loss: 75-36 loss to No. 4/4 Florida (Jan. 30, 2013) in Gainesville, Fla.
South Carolina defeated a ranked opponent:	Home: 83-75 vs. No. 22/24 Vanderbilt (Jan. 8, 2011) in Columbia <u>Away: 77-73 at No. 13/19 Vanderbilt (March 6, 2010) in Nashville, Tenn.</u> SEC Home: 83-75 vs. No. 22/24 Vanderbilt (Jan. 8, 2011) in Columbia SEC Away: 77-73 at No. 13/19 Vanderbilt (March 6, 2010) in Nashville, Tenn. Non-conference away: 85-84 at No. 19/20 Baylor (Jan. 2, 2009) in Waco, Texas
A South Carolina win opened up the season:	Home: 82-75 (OT), vs. Milwaukee, Nov. 11, 2012, in Columbia, S.C. Away: 81-63 win at Western Carolina (Nov. 12, 2005) in Cullowhee, N.C. Neutral: 74-61 win vs. Chaminade (Nov. 19, 2001) in Maui, Hawaii (Maui Invite)
South Carolina opened up SEC play:	Home: 83-75 win vs. No. 22/24 Vanderbilt (Jan. 8, 2011) in Columbia Away: 56-54 loss at Miss. State (Jan. 9, 2013) in Starkville, Miss.



2012-13
 South Carolina Combined Team Statistics (as of Mar 10, 2013)
 All games

RECORD:	OVERALL	HOME	AWAY	NEUTRAL
ALL GAMES	14-17	10-8	1-9	3-0
CONFERENCE	4-14	3-6	1-8	0-0
NON-CONFERENCE	10-3	7-2	0-1	3-0

##	Player	gp-gs	min	avg	Total		3-Point		F-Throw		Rebounds				pf	dq	a	to	blk	stl	pts	avg
					fg-fga	fg%	3fg-fga	3fg%	ft-fa	ft%	off	def	tot	avg								
00	PAGE, LaShay	9-9	220	24.4	32-93	.344	14-45	.311	27-31	.871	4	26	30	3.3	16	0	8	14	1	3	105	11.7
01	WILLIAMS, Brenton	30-7	622	20.7	103-225	.458	48-115	.417	80-95	.842	9	43	52	1.7	43	1	38	35	4	22	334	11.1
24	CARRERA, Michael	26-21	552	21.2	85-193	.440	7-17	.412	82-111	.739	76	113	189	7.3	84	5	17	50	15	9	259	10.0
23	ELLINGTON, Bruce	22-18	714	32.5	74-224	.330	21-77	.273	45-71	.634	15	43	58	2.6	60	2	61	63	5	29	214	9.7
02	RICHARDSON, Brian	30-9	562	18.7	81-202	.401	42-109	.385	30-41	.732	21	46	67	2.2	47	0	30	31	12	15	234	7.8
30	JACKSON, Lakeem	31-29	896	28.9	107-193	.554	2-5	.400	21-62	.339	73	112	185	6.0	71	2	57	58	22	23	237	7.6
05	SMITH, Eric	31-26	857	27.6	59-183	.322	17-68	.250	39-58	.672	11	42	53	1.7	45	0	95	66	1	19	174	5.6
25	KACINAS, Mindaugas	30-9	601	20.0	57-109	.523	4-20	.200	34-50	.680	50	65	115	3.8	67	1	21	45	15	9	152	5.1
33	SLAWSON, RJ	31-10	495	16.0	46-101	.455	3-16	.188	38-56	.679	52	53	105	3.4	105	3	15	33	20	16	133	4.3
14	CHATKEVICIUS, L.	22-10	280	12.7	33-76	.434	3-8	.375	21-34	.618	26	43	69	3.1	41	1	11	32	11	2	90	4.1
32	LEONARD, Damien	27-3	400	14.8	36-120	.300	21-73	.288	13-17	.765	19	34	53	2.0	26	0	15	28	1	8	106	3.9
35	STEELE, Brian	6-3	60	10.0	4-12	.333	4-10	.400	2-2	1.000	1	7	8	1.3	11	1	6	3	0	3	14	2.3
55	PHILLIPS, Shane	11-1	31	2.8	2-5	.400	0-3	.000	0-0	.000	0	0	0	0.0	5	0	4	3	0	2	4	0.4
12	CONSTABLE, Austin	4-0	6	1.5	0-2	.000	0-1	.000	0-0	.000	1	0	1	0.3	0	0	0	1	0	0	0	0.0
Team																						
Total.....		31	6296		719-1738	.414	186-567	.328	432-628	.688	422	680	1102	35.5	622	16	378	474	107	160	2056	66.3
Opponents.....		31	6295		736-1632	.451	172-515	.334	491-743	.661	336	675	1011	32.6	606	-	404	440	153	251	2135	68.9

TEAM STATISTICS	SC	OPP	Date	Opponent	Score	Att.	
SCORING	2056	2135	& 11/11/12	UW-MILWAUKEE	Wot 82-75	7335	
Points per game	66.3	68.9		11/16/12	MORGAN STATE	w 87-71	8019
Scoring margin	-2.5	-	& 11/19/12	RIDER	w 88-76	7157	
FIELD GOALS-ATT	719-1738	736-1632	11/21/12	ELON	L 53-65	6754	
Field goal pct	.414	.451	^ 11/24/12	vs Missouri State	Wot 74-67	303	
3 POINT FG-ATT	186-567	172-515	^ 11/25/12	vs UALR	w 74-62	276	
3-point FG pct	.328	.334	% 11/29/12	at St. John's	L 65-89	4902	
3-pt FG made per game	6.0	5.5	12/2/12	CLEMSON	L 55-64	10684	
FREE THROWS-ATT	432-628	491-743	12/7/12	JACKSONVILLE	w 91-74	6980	
Free throw pct	.688	.661	12/19/12	APPALACHIAN STATE	w 74-69	8118	
F-Throws made per game	13.9	15.8	12/22/12	vs Manhattan	w 63-57	0	
REBOUNDS	1102	1011	12/29/12	PRESBYTERIAN	w 76-60	7344	
Rebounds per game	35.5	32.6	1/5/13	SOUTH CAROLINA STATE	w 80-69	7394	
Rebounding margin	+2.9	-	* 01-09-13	at Mississippi State	L 54-56	6034	
ASSISTS	378	404	* 01-12-13	AUBURN	L 71-74	9117	
Assists per game	12.2	13.0	* 01/16/13	at LSU	Wot 82-73	6654	
TURNOVERS	474	440	* 1/19/13	VANDERBILT	L 51-58	11175	
Turnovers per game	15.3	14.2	* 1-22-13	at Missouri	L 65-71	11830	
Turnover margin	-1.1	-	* 1/26/13	ARKANSAS	w 75-54	10926	
Assist/turnover ratio	0.8	0.9	* 1/30/13	at Florida	L 36-75	10533	
STEALS	160	251	* 2/2/13	GEORGIA	L 56-67	11327	
Steals per game	5.2	8.1	* 02/05/13	at Kentucky	L 55-77	22559	
BLOCKS	107	153	* 2/10/13	TENNESSEE	L 61-66	10101	
Blocks per game	3.5	4.9	* 2/14/13	LSU	L 46-64	7486	
ATTENDANCE	154858	102633	* 2/16/13	at Alabama	L 58-68	13112	
Home games-Avg/Game	18-8603	10-10205	* 2/20/13	OLE MISS	w 63-62	7721	
Neutral site-Avg/Game	-	3-193	* 02/23/13	at Georgia	Lot 54-62	6590	
Score by Periods	1st	2nd	OT	Totals			
South Carolina	979	1031	46	2056			
Opponents	991	1113	31	2135			

* = Conference game
 & = Hoops For Hope Classic (Columbia, S.C.)
 ^ = Hoops For Hope Classic (Puerto Vallarta, Mexico)
 % = SEC/BIG EAST Challenge (Queens, N.Y.)



2012-13
South Carolina Combined Team Statistics (as of Mar 10, 2013)
Conference games

RECORD:	OVERALL	HOME	AWAY	NEUTRAL
ALL GAMES	4-14	3-6	1-8	0-0
CONFERENCE	4-14	3-6	1-8	0-0
NON-CONFERENCE	0-0	0-0	0-0	0-0

##	Player	gp-gs	min	avg	Total		3-Point		F-Throw		Rebounds			pf	dq	a	to	blk	stl	pts	avg	
					fg-fga	fg%	3fg-fga	3fg%	ft-fa	ft%	off	def	tot									
24	CARRERA, Michael	18-15	394	21.9	59-139	.424	5-15	.333	53-74	.716	54	77	131	7.3	57	4	11	32	8	8	176	9.8
23	ELLINGTON, Bruce	18-18	606	33.7	61-191	.319	19-68	.279	34-54	.630	13	33	46	2.6	50	2	57	52	4	26	175	9.7
01	WILLIAMS, Brenton	17-1	305	17.9	50-127	.394	25-66	.379	39-44	.886	5	24	29	1.7	22	1	20	15	0	10	164	9.6
02	RICHARDSON, Brian	17-7	284	16.7	43-111	.387	22-60	.367	11-17	.647	11	20	31	1.8	20	0	9	14	5	10	119	7.0
30	JACKSON, Lakeem	18-16	479	26.6	44-89	.494	2-4	.500	14-36	.389	35	51	86	4.8	40	2	27	24	13	16	104	5.8
05	SMITH, Eric	18-13	502	27.9	34-107	.318	11-43	.256	21-31	.677	5	21	26	1.4	24	0	40	29	0	9	100	5.6
14	CHATKEVICIUS, L.	15-10	213	14.2	23-59	.390	2-7	.286	19-28	.679	17	35	52	3.5	30	1	5	22	11	2	67	4.5
32	LEONARD, Damien	16-2	256	16.0	21-75	.280	13-47	.277	6-8	.750	14	17	31	1.9	14	0	9	13	0	4	61	3.8
33	SLAWSON, RJ	18-0	276	15.3	24-51	.471	2-11	.182	18-26	.692	25	30	55	3.1	60	1	5	18	11	7	68	3.8
35	STEELE, Brian	4-3	56	14.0	4-11	.364	4-10	.400	0-0	.000	1	6	7	1.8	10	1	6	2	0	2	12	3.0
25	KACINAS, Mindaugas	17-4	255	15.0	16-40	.400	1-7	.143	11-16	.688	14	27	41	2.4	32	0	7	18	2	4	44	2.6
55	PHILLIPS, Shane	5-1	19	3.8	2-3	.667	0-1	.000	0-0	.000	0	0	0	0.0	4	0	3	2	0	2	4	0.8
12	CONSTABLE, Austin	1-0	1	1.0	0-0	.000	0-0	.000	0-0	.000	0	0	0	0.0	0	0	0	0	0	0	0	0.0
Team											35	27	62		1		8					
Total.....		18	3646		381-1003	.380	106-339	.313	226-334	.677	229	368	597	33.2	364	12	199	249	54	100	1094	60.8
Opponents.....		18	3645		417-903	.462	103-302	.341	300-451	.665	191	438	629	34.9	339	-	238	262	94	139	1237	68.7

TEAM STATISTICS	SC	OPP	Date	Opponent	Score	Att.
SCORING	1094	1237	* 01-09-13	at Mississippi State	L 54-56	6034
Points per game	60.8	68.7	* 01-12-13	AUBURN	L 71-74	9117
Scoring margin	-7.9	-	* 01/16/13	at LSU	Wot 82-73	6654
FIELD GOALS-ATT	381-1003	417-903	* 1/19/13	VANDERBILT	L 51-58	11175
Field goal pct	.380	.462	* 1-22-13	at Missouri	L 65-71	11830
3 POINT FG-ATT	106-339	103-302	* 1/26/13	ARKANSAS	w 75-54	10926
3-point FG pct	.313	.341	* 1/30/13	at Florida	L 36-75	10533
3-pt FG made per game	5.9	5.7	* 2/2/13	GEORGIA	L 56-67	11327
FREE THROWS-ATT	226-334	300-451	* 02/05/13	at Kentucky	L 55-77	22559
Free throw pct	.677	.665	* 2/10/13	TENNESSEE	L 61-66	10101
F-Throws made per game	12.6	16.7	* 2/14/13	LSU	L 46-64	7486
REBOUNDS	597	629	* 2/16/13	at Alabama	L 58-68	13112
Rebounds per game	33.2	34.9	* 2/20/13	OLE MISS	w 63-62	7721
Rebounding margin	-1.8	-	* 02/23/13	at Georgia	Lot 54-62	6590
ASSISTS	199	238	* 2/28/13	MISSOURI	L 68-90	9360
Assists per game	11.1	13.2	* 03/02/13	at Texas A&M	L 56-74	9561
TURNOVERS	249	262	* 3/6/13	MISSISSIPPI STATE	w 79-72	7860
Turnovers per game	13.8	14.6	* 03/09/13	at Vanderbilt	L 64-74	10279
Turnover margin	+0.7	-				
Assist/turnover ratio	0.8	0.9				
STEALS	100	139				
Steals per game	5.6	7.7				
BLOCKS	54	94				
Blocks per game	3.0	5.2				
ATTENDANCE	85073	97152				
Home games-Avg/Game	9-9453	9-10795				
Neutral site-Avg/Game	-	0-0				

* = Conference game
 & = Hoops For Hope Classic (Columbia, S.C.)
 ^ = Hoops For Hope Classic (Puerto Vallarta, Mexico)
 % = SEC/BIG EAST Challenge (Queens, N.Y.)

Score by Periods	1st	2nd	OT	Totals
South Carolina	517	563	14	1094
Opponents	575	649	13	1237



2012-13
 South Carolina Team Game-by-Game Comparison (as of Mar 10, 2013)
 All games

Opponent	1st	2nd	Score	Mar	Total FG	FG Pct	3-Pointers	3FG Pct	Free Throws	FT Pct	Rebounds	Assist	T/Over	Block	Steal	Fouls
UW-MILWAUKEE	23/38	43/28	82-75	+7	28-63/26-67	.444/.388	0-11/14-33	.000/.424	26-31/9-19	.839/.474	45/33 +12	11/17	17/15	7/3	5/7	16/24
MORGAN STATE	45/41	42/30	87-71	+16	30-57/28-53	.526/.528	6-16/2-13	.375/.154	21-26/13-20	.808/.650	35/22 +13	10/13	20/20	2/4	5/11	20/20
RIDER	44/37	44/39	88-76	+12	32-60/27-53	.533/.509	13-27/6-14	.481/.429	11-14/16-21	.786/.762	33/23 +10	22/13	18/17	2/2	5/9	20/13
ELON	23/31	30/34	53-65	(12)	18-56/26-57	.321/.456	6-19/8-15	.316/.533	11-17/5-11	.647/.455	43/30 +13	10/13	22/14	5/6	7/12	16/19
Missouri State	28/33	30/25	74-67	+7	22-39/23-59	.564/.390	8-18/5-19	.444/.263	22-28/16-28	.786/.571	33/29 +4	13/7	25/13	5/0	2/10	24/24
UALR	39/22	35/40	74-62	+12	28-50/23-57	.560/.404	6-16/5-16	.375/.313	12-17/11-23	.706/.478	40/25 +15	14/14	21/12	5/3	9/11	20/18
St. John's	26/38	39/51	65-89	(24)	24-65/33-58	.369/.569	5-23/7-14	.217/.500	12-21/16-24	.571/.667	43/31 +12	10/19	12/7	1/9	2/8	17/18
CLEMSON	27/28	28/36	55-64	(9)	18-52/17-39	.346/.436	4-15/3-11	.267/.273	15-22/27-37	.682/.730	36/29 +7	10/8	19/13	4/8	3/10	28/25
JACKSONVILLE	57/30	34/44	91-74	+17	31-56/26-68	.554/.382	10-16/3-20	.625/.150	19-29/19-28	.655/.679	42/31 +11	20/11	17/7	6/8	3/7	25/22
APPALACHIAN STATE	37/35	37/34	74-69	+5	28-61/23-63	.459/.365	5-15/4-14	.333/.286	13-19/19-22	.684/.864	37/40 (3)	18/12	17/17	8/4	4/6	21/24
Manhattan	36/30	27/27	63-57	+6	20-49/18-45	.408/.400	6-20/8-24	.300/.333	17-25/13-24	.680/.542	42/23 +19	10/16	19/13	1/4	6/13	19/21
PRESBYTERIAN	40/24	36/36	76-60	+16	27-56/23-49	.482/.469	7-16/4-13	.438/.308	15-24/10-13	.625/.769	34/25 +9	15/10	9/15	4/4	5/5	14/18
SOUTH CAROLINA STATE	37/29	43/40	80-69	+11	32-71/26-61	.451/.426	4-16/0-7	.250/.000	12-21/17-22	.571/.773	42/41 +1	16/13	9/15	3/4	4/3	18/21
Mississippi State	26/26	28/30	54-56	(2)	20-51/19-49	.392/.388	8-21/0-10	.381/.000	6-11/18-25	.545/.720	38/29 +9	10/8	24/17	5/8	7/14	20/15
AUBURN	39/38	32/36	71-74	(3)	26-57/24-41	.456/.585	8-20/8-18	.400/.444	11-16/18-28	.688/.643	31/24 +7	20/14	15/17	3/3	4/9	24/23
LSU	35/33	34/36	82-73	+9	26-58/26-64	.448/.406	2-14/8-27	.143/.296	28-37/13-16	.757/.813	36/40 (4)	9/15	15/22	2/3	6/9	16/26
VANDERBILT	19/24	32/34	51-58	(7)	14-59/16-37	.237/.432	4-21/6-13	.190/.462	19-25/20-33	.760/.606	33/40 (7)	7/15	7/18	2/2	9/1	24/21
Missouri	35/27	30/44	65-71	(6)	24-65/19-57	.369/.333	6-20/5-27	.300/.185	11-17/28-36	.647/.778	43/44 (1)	9/10	13/13	2/2	6/10	24/19
ARKANSAS	43/26	32/28	75-54	+21	30-52/21-61	.577/.344	7-12/2-16	.583/.125	8-17/10-15	.471/.667	42/26 +16	17/13	18/9	5/5	2/10	13/19
Florida	10/33	26/42	36-75	(39)	14-45/28-53	.311/.528	2-14/12-21	.143/.571	6-9/7-16	.667/.438	24/38 (14)	8/18	17/12	0/3	7/13	15/9
GEORGIA	30/29	26/38	56-67	(11)	19-53/25-43	.358/.581	7-20/6-13	.350/.462	11-13/11-16	.846/.688	27/30 (3)	9/14	10/13	2/6	6/4	19/15
Kentucky	24/45	31/32	55-77	(22)	17-59/27-44	.288/.614	5-23/5-8	.217/.625	16-24/18-28	.667/.643	25/42 (17)	5/13	7/17	3/9	5/3	23/20
TENNESSEE	29/32	32/34	61-66	(5)	20-51/18-41	.392/.439	3-16/3-14	.188/.214	18-25/27-37	.720/.730	30/32 (2)	8/10	13/18	1/6	7/7	22/23
LSU	24/26	22/38	46-64	(18)	18-64/26-59	.281/.441	3-19/3-13	.158/.231	7-13/9-16	.538/.563	34/49 (15)	8/16	12/17	8/3	7/7	16/18
Alabama	24/35	34/33	58-68	(10)	23-51/22-47	.451/.468	5-17/6-19	.294/.316	7-13/18-33	.538/.545	34/31 +3	9/12	20/12	0/7	6/12	22/16
OLE MISS	34/33	29/29	63-62	+1	26-65/24-64	.400/.375	8-19/8-24	.421/.333	3-8/6-9	.375/.667	40/43 (3)	15/11	10/12	8/9	3/8	14/13
Georgia	16/23	37/30	54-62	(8)	18-60/15-48	.300/.313	6-19/4-16	.316/.250	12-24/28-46	.500/.609	39/47 (8)	8/9	16/16	5/6	7/8	29/21
MISSOURI	38/45	30/45	68-90	(22)	24-56/32-46	.429/.696	10-26/6-9	.385/.667	10-14/20-26	.714/.769	20/28 (8)	14/19	10/12	2/5	5/6	21/18
Texas A&M	32/32	24/42	56-74	(18)	18-47/29-54	.383/.537	6-16/7-15	.375/.467	14-20/9-15	.700/.600	34/26 +8	12/15	17/8	1/7	4/8	17/19
MISSISSIPPI STATE	34/32	45/40	79-72	+7	21-46/24-47	.457/.511	9-22/7-20	.409/.350	28-35/17-28	.800/.607	28/28 -	18/14	13/20	1/2	6/6	23/28
Vanderbilt	25/36	39/38	64-74	(10)	23-64/22-48	.359/.458	7-20/7-19	.350/.368	11-13/23-28	.846/.821	39/32 +7	13/12	12/9	4/8	3/4	22/16

Note: Game totals are displayed in the format TEAM/OPPONENT for each category



2012-13
 South Carolina Category Leaders (as of Mar 10, 2013)
 All games

Points	G	Pts	Pts/G
WILLIAMS, Brenton	30	334	11.1
CARRERA, Michael	26	259	10.0
JACKSON, Lakeem	31	237	7.6
RICHARDSON, Brian	30	234	7.8
ELLINGTON, Bruce	22	214	9.7
SMITH, Eric	31	174	5.6
KACINAS, Mindaugas	30	152	5.1
SLAWSON, RJ	31	133	4.3
LEONARD, Damien	27	106	3.9
PAGE, LaShay	9	105	11.7
CHATKEVICIUS, L.	22	90	4.1
STEELE, Brian	6	14	2.3

FG Percentage	FG	Att	Pct
JACKSON, Lakeem	107	193	.554
KACINAS, Mindaugas	57	109	.523
WILLIAMS, Brenton	103	225	.458
SLAWSON, RJ	46	101	.455
CARRERA, Michael	85	193	.440
CHATKEVICIUS, L.	33	76	.434
RICHARDSON, Brian	81	202	.401
PHILLIPS, Shane	2	5	.400
PAGE, LaShay	32	93	.344
STEELE, Brian	4	12	.333
ELLINGTON, Bruce	74	224	.330
SMITH, Eric	59	183	.322

3-Point Percentage	3FG	Att	Pct
WILLIAMS, Brenton	48	115	.417
CARRERA, Michael	7	17	.412
STEELE, Brian	4	10	.400
JACKSON, Lakeem	2	5	.400
RICHARDSON, Brian	42	109	.385
CHATKEVICIUS, L.	3	8	.375
PAGE, LaShay	14	45	.311
LEONARD, Damien	21	73	.288
ELLINGTON, Bruce	21	77	.273
SMITH, Eric	17	68	.250
KACINAS, Mindaugas	4	20	.200
SLAWSON, RJ	3	16	.188

Free Throw Percent	FG	Att	Pct
STEELE, Brian	2	2	1.000
PAGE, LaShay	27	31	.871
WILLIAMS, Brenton	80	95	.842
LEONARD, Damien	13	17	.765
CARRERA, Michael	82	111	.739
RICHARDSON, Brian	30	41	.732
KACINAS, Mindaugas	34	50	.680
SLAWSON, RJ	38	56	.679
SMITH, Eric	39	58	.672
ELLINGTON, Bruce	45	71	.634
CHATKEVICIUS, L.	21	34	.618
JACKSON, Lakeem	21	62	.339

Scoring Average	G	Pts	Avg/G
PAGE, LaShay	9	105	11.7
WILLIAMS, Brenton	30	334	11.1
CARRERA, Michael	26	259	10.0
ELLINGTON, Bruce	22	214	9.7
RICHARDSON, Brian	30	234	7.8
JACKSON, Lakeem	31	237	7.6
SMITH, Eric	31	174	5.6
KACINAS, Mindaugas	30	152	5.1
SLAWSON, RJ	31	133	4.3
CHATKEVICIUS, L.	22	90	4.1
LEONARD, Damien	27	106	3.9
STEELE, Brian	6	14	2.3

Field Goal Attempts	G	Att	Att/G
WILLIAMS, Brenton	30	225	7.5
ELLINGTON, Bruce	22	224	10.2
RICHARDSON, Brian	30	202	6.7
JACKSON, Lakeem	31	193	6.2
CARRERA, Michael	26	193	7.4

Field Goals Made	G	Made	Made/G
JACKSON, Lakeem	31	107	3.5
WILLIAMS, Brenton	30	103	3.4
CARRERA, Michael	26	85	3.3
RICHARDSON, Brian	30	81	2.7
ELLINGTON, Bruce	22	74	3.4

3-Point FG Attempts	G	Att	Att/G
WILLIAMS, Brenton	30	115	3.8
RICHARDSON, Brian	30	109	3.6
ELLINGTON, Bruce	22	77	3.5
LEONARD, Damien	27	73	2.7
SMITH, Eric	31	68	2.2

3-Point FG Made	G	Made	Made/G
WILLIAMS, Brenton	30	48	1.6
RICHARDSON, Brian	30	42	1.4
ELLINGTON, Bruce	22	21	1.0
LEONARD, Damien	27	21	0.8
SMITH, Eric	31	17	0.5

Free Throw Attempts	G	Att	Att/G
CARRERA, Michael	26	111	4.3
WILLIAMS, Brenton	30	95	3.2
ELLINGTON, Bruce	22	71	3.2
JACKSON, Lakeem	31	62	2.0
SMITH, Eric	31	58	1.9

Free Throws Made	G	Made	Made/G
CARRERA, Michael	26	82	3.2
WILLIAMS, Brenton	30	80	2.7
ELLINGTON, Bruce	22	45	2.0
SMITH, Eric	31	39	1.3
SLAWSON, RJ	31	38	1.2



2012-13
 South Carolina Category Leaders (as of Mar 10, 2013)
 All games

Rebounds	G	Reb	Reb/G
CARRERA, Michael	26	189	7.3
JACKSON, Lakeem	31	185	6.0
KACINAS, Mindaugas	30	115	3.8
SLAWSON, RJ	31	105	3.4
CHATKEVICIUS, L.	22	69	3.1

Rebound Average	G	Reb	Avg/G
CARRERA, Michael	26	189	7.3
JACKSON, Lakeem	31	185	6.0
KACINAS, Mindaugas	30	115	3.8
SLAWSON, RJ	31	105	3.4
PAGE, LaShay	9	30	3.3

Offensive Rebounds	G	No.	Avg/G
CARRERA, Michael	26	76	2.9
JACKSON, Lakeem	31	73	2.4
SLAWSON, RJ	31	52	1.7
KACINAS, Mindaugas	30	50	1.7
CHATKEVICIUS, L.	22	26	1.2

Defensive Rebounds	G	No.	Avg/G
CARRERA, Michael	26	113	4.3
JACKSON, Lakeem	31	112	3.6
KACINAS, Mindaugas	30	65	2.2
SLAWSON, RJ	31	53	1.7
RICHARDSON, Brian	30	46	1.5

Fouls	G	No.	Per/G
SLAWSON, RJ	31	105	3.4
CARRERA, Michael	26	84	3.2
JACKSON, Lakeem	31	71	2.3
KACINAS, Mindaugas	30	67	2.2
ELLINGTON, Bruce	22	60	2.7

Foulsouts	G	No.
CARRERA, Michael	26	5
SLAWSON, RJ	31	3
ELLINGTON, Bruce	22	2
JACKSON, Lakeem	31	2
CHATKEVICIUS, L.	22	1
STEELE, Brian	6	1
KACINAS, Mindaugas	30	1
WILLIAMS, Brenton	30	1

Assists	G	No.	Ast/G
SMITH, Eric	31	95	3.1
ELLINGTON, Bruce	22	61	2.8
JACKSON, Lakeem	31	57	1.8
WILLIAMS, Brenton	30	38	1.3
RICHARDSON, Brian	30	30	1.0

Steals	G	No.	Stl/G
ELLINGTON, Bruce	22	29	1.3
JACKSON, Lakeem	31	23	0.7
WILLIAMS, Brenton	30	22	0.7
SMITH, Eric	31	19	0.6
SLAWSON, RJ	31	16	0.5

Blocked Shots	G	No.	Blk/G
JACKSON, Lakeem	31	22	0.7
SLAWSON, RJ	31	20	0.6
KACINAS, Mindaugas	30	15	0.5
CARRERA, Michael	26	15	0.6
RICHARDSON, Brian	30	12	0.4

Minutes	G	No.	Min/G
JACKSON, Lakeem	31	896	28.9
SMITH, Eric	31	857	27.6
ELLINGTON, Bruce	22	714	32.5
WILLIAMS, Brenton	30	622	20.7
KACINAS, Mindaugas	30	601	20.0

Turnovers	G	No.	TO/G
SMITH, Eric	31	66	2.1
ELLINGTON, Bruce	22	63	2.9
JACKSON, Lakeem	31	58	1.9
CARRERA, Michael	26	50	1.9
KACINAS, Mindaugas	30	45	1.5



2012-13
South Carolina Team High/Low Analysis (as of Mar 10, 2013)
All games

South Carolina - TEAM GAME HIGHS

POINTS	91	JACKSONVILLE (12/7/12)
	88	RIDER (11/19/12)
	87	MORGAN STATE (11/16/12)
	82	at LSU (01/16/13)
	82	UW-MILWAUKEE (11/11/12)
FIELD GOALS MADE	32	SOUTH CAROLINA STATE (1/5/13)
	32	RIDER (11/19/12)
FIELD GOAL ATTEMPTS	71	SOUTH CAROLINA STATE (1/5/13)
	65	OLE MISS (2/20/13)
	65	at Missouri (1-22-13)
	65	at St. John's (11/29/12)
FIELD GOAL PERCENTAGE	.577 (30-52)	ARKANSAS (1/26/13)
	.564 (22-39)	vs Missouri State (11/24/12)
3 PT FIELD GOALS MADE	13	RIDER (11/19/12)
	10	MISSOURI (2/28/13)
	10	JACKSONVILLE (12/7/12)
3 PT FG ATTEMPTS	27	RIDER (11/19/12)
	26	MISSOURI (2/28/13)
3 PT FG PERCENTAGE	.625 (10-16)	JACKSONVILLE (12/7/12)
	.583 (7-12)	ARKANSAS (1/26/13)
FREE THROWS MADE	28	MISSISSIPPI STATE (3/6/13)
	28	at LSU (01/16/13)
FREE THROW ATTEMPTS	37	at LSU (01/16/13)
	35	MISSISSIPPI STATE (3/6/13)
FREE THROW PERCENTAGE	.846 (11-13)	at Vanderbilt (03/09/13)
	.846 (11-13)	GEORGIA (2/2/13)
REBOUNDS	45	UW-MILWAUKEE (11/11/12)
	43	at Missouri (1-22-13)
	43	at St. John's (11/29/12)
	43	ELON (11/21/12)
ASSISTS	22	RIDER (11/19/12)
	20	AUBURN (01-12-13)
	20	JACKSONVILLE (12/7/12)
STEALS	9	VANDERBILT (1/19/13)
	9	vs UALR (11/25/12)
BLOCKED SHOTS	8	OLE MISS (2/20/13)
	8	LSU (2/14/13)
	8	APPALACHIAN STATE (12/19/12)
TURNOVERS	25	vs Missouri State (11/24/12)
	24	at Mississippi State (01-09-13)
FOULS	29	at Georgia (02/23/13)
	28	CLEMSON (12/2/12)



2012-13
South Carolina High/Low Analysis (as of Mar 10, 2013)
All games

Opponent - GAME HIGHS

POINTS	90	MISSOURI (2/28/13)
	89	at St. John's (11/29/12)
	77	at Kentucky (02/05/13)
	76	RIDER (11/19/12)
	75	at Florida (1/30/13)
	75	UW-MILWAUKEE (11/11/12)
FIELD GOALS MADE	33	at St. John's (11/29/12)
	32	MISSOURI (2/28/13)
FIELD GOAL ATTEMPTS	68	JACKSONVILLE (12/7/12)
	67	UW-MILWAUKEE (11/11/12)
FIELD GOAL PERCENTAGE	.696 (32-46)	MISSOURI (2/28/13)
	.614 (27-44)	at Kentucky (02/05/13)
3 PT FIELD GOALS MADE	14	UW-MILWAUKEE (11/11/12)
	12	at Florida (1/30/13)
3 PT FG ATTEMPTS	33	UW-MILWAUKEE (11/11/12)
	27	at Missouri (1-22-13)
	27	at LSU (01/16/13)
3 PT FG PERCENTAGE	.667 (6-9)	MISSOURI (2/28/13)
	.625 (5-8)	at Kentucky (02/05/13)
FREE THROWS MADE	28	at Georgia (02/23/13)
	28	at Missouri (1-22-13)
FREE THROW ATTEMPTS	46	at Georgia (02/23/13)
	37	TENNESSEE (2/10/13)
	37	CLEMSON (12/2/12)
FREE THROW PERCENTAGE	.864 (19-22)	APPALACHIAN STATE (12/19/12)
	.821 (23-28)	at Vanderbilt (03/09/13)
REBOUNDS	49	LSU (2/14/13)
	47	at Georgia (02/23/13)
ASSISTS	19	MISSOURI (2/28/13)
	19	at St. John's (11/29/12)
STEALS	14	at Mississippi State (01-09-13)
	13	at Florida (1/30/13)
	13	vs Manhattan (12/22/12)
BLOCKED SHOTS	9	OLE MISS (2/20/13)
	9	at Kentucky (02/05/13)
	9	at St. John's (11/29/12)
TURNOVERS	22	at LSU (01/16/13)
	20	MISSISSIPPI STATE (3/6/13)
	20	MORGAN STATE (11/16/12)
FOULS	28	MISSISSIPPI STATE (3/6/13)
	26	at LSU (01/16/13)



2012-13
South Carolina High/Low Analysis (as of Mar 10, 2013)
All games

South Carolina - GAME LOWS

POINTS	36		at Florida (1/30/13)
	46		LSU (2/14/13)
	51		VANDERBILT (1/19/13)
	53		ELON (11/21/12)
	54		at Mississippi State (01-09-13)
	54		at Georgia (02/23/13)
FIELD GOALS MADE	14		VANDERBILT (1/19/13)
	14		at Florida (1/30/13)
FIELD GOAL ATTEMPTS	39		vs Missouri State (11/24/12)
	45		at Florida (1/30/13)
FIELD GOAL PERCENTAGE	.237	(14-59)	VANDERBILT (1/19/13)
	.281	(18-64)	LSU (2/14/13)
3 PT FIELD GOALS MADE	0		UW-MILWAUKEE (11/11/12)
	2		at LSU (01/16/13)
	2		at Florida (1/30/13)
3 PT FG ATTEMPTS	11		UW-MILWAUKEE (11/11/12)
	12		ARKANSAS (1/26/13)
3 PT FG PERCENTAGE	.000	(0-11)	UW-MILWAUKEE (11/11/12)
	.143	(2-14)	at LSU (01/16/13)
	.143	(2-14)	at Florida (1/30/13)
FREE THROWS MADE	3		OLE MISS (2/20/13)
	6		at Mississippi State (01-09-13)
	6		at Florida (1/30/13)
FREE THROW ATTEMPTS	8		OLE MISS (2/20/13)
	9		at Florida (1/30/13)
FREE THROW PERCENTAGE	.375	(3-8)	OLE MISS (2/20/13)
	.471	(8-17)	ARKANSAS (1/26/13)
REBOUNDS	20		MISSOURI (2/28/13)
	24		at Florida (1/30/13)
ASSISTS	5		at Kentucky (02/05/13)
	7		VANDERBILT (1/19/13)
STEALS	2		vs Missouri State (11/24/12)
	2		at St. John's (11/29/12)
	2		ARKANSAS (1/26/13)
BLOCKED SHOTS	0		at Florida (1/30/13)
	0		at Alabama (2/16/13)
TURNOVERS	7		VANDERBILT (1/19/13)
	7		at Kentucky (02/05/13)
FOULS	13		ARKANSAS (1/26/13)
	14		PRESBYTERIAN (12/29/12)
	14		OLE MISS (2/20/13)



2012-13
South Carolina High/Low Analysis (as of Mar 10, 2013)
All games

Opponent - GAME LOWS

POINTS	54	ARKANSAS (1/26/13)
	56	at Mississippi State (01-09-13)
	57	vs Manhattan (12/22/12)
	58	VANDERBILT (1/19/13)
	60	PRESBYTERIAN (12/29/12)
FIELD GOALS MADE	15	at Georgia (02/23/13)
	16	VANDERBILT (1/19/13)
FIELD GOAL ATTEMPTS	37	VANDERBILT (1/19/13)
	39	CLEMSON (12/2/12)
FIELD GOAL PERCENTAGE	.313 (15-48)	at Georgia (02/23/13)
	.333 (19-57)	at Missouri (1-22-13)
3 PT FIELD GOALS MADE	0	SOUTH CAROLINA STATE (1/5/13)
	0	at Mississippi State (01-09-13)
3 PT FG ATTEMPTS	7	SOUTH CAROLINA STATE (1/5/13)
	8	at Kentucky (02/05/13)
3 PT FG PERCENTAGE	.000 (0-7)	SOUTH CAROLINA STATE (1/5/13)
	.000 (0-10)	at Mississippi State (01-09-13)
FREE THROWS MADE	5	ELON (11/21/12)
	6	OLE MISS (2/20/13)
FREE THROW ATTEMPTS	9	OLE MISS (2/20/13)
	11	ELON (11/21/12)
FREE THROW PERCENTAGE	.438 (7-16)	at Florida (1/30/13)
	.455 (5-11)	ELON (11/21/12)
REBOUNDS	22	MORGAN STATE (11/16/12)
	23	RIDER (11/19/12)
	23	vs Manhattan (12/22/12)
ASSISTS	7	vs Missouri State (11/24/12)
	8	CLEMSON (12/2/12)
	8	at Mississippi State (01-09-13)
STEALS	1	VANDERBILT (1/19/13)
	3	SOUTH CAROLINA STATE (1/5/13)
	3	at Kentucky (02/05/13)
BLOCKED SHOTS	0	vs Missouri State (11/24/12)
	2	RIDER (11/19/12)
	2	VANDERBILT (1/19/13)
	2	at Missouri (1-22-13)
	2	MISSISSIPPI STATE (3/6/13)
TURNOVERS	7	at St. John's (11/29/12)
	7	JACKSONVILLE (12/7/12)
FOULS	9	at Florida (1/30/13)
	13	RIDER (11/19/12)
	13	OLE MISS (2/20/13)



2012-13
 South Carolina Player High/Low Analysis (as of Mar 10, 2013)
 All games

South Carolina - I N D I V I D U A L G A M E H I G H S

Points	38		WILLIAMS, Brenton vs Mississippi State (3/6/13)
	23		CARRERA, Michael at LSU (01/16/13)
	22		PAGE, LaShay vs Missouri State (11/24/12)
	22		WILLIAMS, Brenton vs Rider (11/19/12)
	20		LEONARD, Damien vs Missouri (2/28/13)
	20		RICHARDSON, Brian vs Arkansas (1/26/13)
	20		RICHARDSON, Brian at Mississippi State (01-09-13)
	20		PAGE, LaShay vs Morgan State (11/16/12)
Field Goals Made	10		WILLIAMS, Brenton vs Mississippi State (3/6/13)
	8		RICHARDSON, Brian vs Arkansas (1/26/13)
	8		ELLINGTON, Bruce vs Auburn (01-12-13)
	8		JACKSON, Lakeem vs South Carolina State (1/5/13)
	8		JACKSON, Lakeem vs Appalachian State (12/19/12)
	8		KACINAS, Mindaugas vs Rider (11/19/12)
Field Goal Att.	19		RICHARDSON, Brian at Mississippi State (01-09-13)
	18		PAGE, LaShay vs UW-Milwaukee (11/11/12)
FG Pct (min 5 made)	1.000	(7-7)	WILLIAMS, Brenton vs UALR (11/25/12)
	.875	(7-8)	JACKSON, Lakeem vs Rider (11/19/12)
3-Point FG Made	6		WILLIAMS, Brenton vs Mississippi State (3/6/13)
	6		LEONARD, Damien vs Missouri (2/28/13)
3-Point FG Att.	11		RICHARDSON, Brian at Mississippi State (01-09-13)
	10		LEONARD, Damien vs Missouri (2/28/13)
3-Pt FG Pct (min 2 made)	1.000	(4-4)	RICHARDSON, Brian vs Jacksonville (12/7/12)
	1.000	(2-2)	ELLINGTON, Bruce at Vanderbilt (03/09/13)
	1.000	(2-2)	ELLINGTON, Bruce vs Arkansas (1/26/13)
	1.000	(2-2)	ELLINGTON, Bruce vs Appalachian State (12/19/12)
	1.000	(2-2)	WILLIAMS, Brenton vs Appalachian State (12/19/12)
Free Throws Made	12		WILLIAMS, Brenton vs Mississippi State (3/6/13)
	9		CARRERA, Michael at LSU (01/16/13)
	9		WILLIAMS, Brenton at LSU (01/16/13)
Free Throw Att.	12		WILLIAMS, Brenton vs Mississippi State (3/6/13)
	10		WILLIAMS, Brenton at LSU (01/16/13)
	10		CARRERA, Michael at LSU (01/16/13)
	10		ELLINGTON, Bruce vs Jacksonville (12/7/12)
FT Pct (min 3 made)	1.000	(12-12)	WILLIAMS, Brenton vs Mississippi State (3/6/13)
	1.000	(8-8)	WILLIAMS, Brenton vs UW-Milwaukee (11/11/12)
	1.000	(6-6)	PAGE, LaShay vs Morgan State (11/16/12)
	1.000	(5-5)	PAGE, LaShay vs Appalachian State (12/19/12)
	1.000	(5-5)	CARRERA, Michael vs UW-Milwaukee (11/11/12)
	1.000	(4-4)	WILLIAMS, Brenton at Texas A&M (03/02/13)
	1.000	(4-4)	CHATKEVICIUS, L. at Missouri (1-22-13)
	1.000	(4-4)	CARRERA, Michael vs Auburn (01-12-13)
	1.000	(4-4)	WILLIAMS, Brenton vs Clemson (12/2/12)
	1.000	(3-3)	SMITH, Eric vs Vanderbilt (1/19/13)
	1.000	(3-3)	KACINAS, Mindaugas vs Clemson (12/2/12)
	1.000	(3-3)	PAGE, LaShay vs UALR (11/25/12)
	1.000	(3-3)	WILLIAMS, Brenton vs Rider (11/19/12)
	1.000	(3-3)	RICHARDSON, Brian vs Rider (11/19/12)
	1.000	(3-3)	WILLIAMS, Brenton vs Morgan State (11/16/12)
Rebounds	15		JACKSON, Lakeem vs UALR (11/25/12)
	15		CARRERA, Michael vs UW-Milwaukee (11/11/12)
Assists	9		SMITH, Eric vs Appalachian State (12/19/12)
	7		SMITH, Eric vs South Carolina State (1/5/13)

	7	SMITH, Eric vs Jacksonville (12/7/12)
Steals	4	WILLIAMS, Brenton at Alabama (2/16/13)
	3	SMITH, Eric at Georgia (02/23/13)
	3	JACKSON, Lakeem vs LSU (2/14/13)
	3	CARRERA, Michael vs Georgia (2/2/13)
	3	ELLINGTON, Bruce vs Vanderbilt (1/19/13)
	3	ELLINGTON, Bruce at LSU (01/16/13)
	3	SMITH, Eric vs UALR (11/25/12)
Blocked Shots	4	JACKSON, Lakeem at Mississippi State (01-09-13)
	3	CHATKEVICIUS, L. at Georgia (02/23/13)
	3	CARRERA, Michael vs Ole Miss (2/20/13)
	3	SLAWSON, RJ vs LSU (2/14/13)
	3	SLAWSON, RJ vs Presbyterian (12/29/12)
	3	KACINAS, Mindaugas vs Appalachian State (12/19/12)
	3	CARRERA, Michael vs UW-Milwaukee (11/11/12)
Turnovers	9	ELLINGTON, Bruce at Mississippi State (01-09-13)
	7	ELLINGTON, Bruce at Florida (1/30/13)
	7	SMITH, Eric vs Manhattan (12/22/12)
Fouls	5	ELLINGTON, Bruce at Vanderbilt (03/09/13)
	5	CARRERA, Michael vs Mississippi State (3/6/13)
	5	STEELE, Brian at Texas A&M (03/02/13)
	5	WILLIAMS, Brenton at Georgia (02/23/13)
	5	JACKSON, Lakeem at Georgia (02/23/13)
	5	CARRERA, Michael at Georgia (02/23/13)
	5	JACKSON, Lakeem at Alabama (2/16/13)
	5	CHATKEVICIUS, L. at Alabama (2/16/13)
	5	CARRERA, Michael at Missouri (1-22-13)
	5	SLAWSON, RJ at Missouri (1-22-13)
	5	ELLINGTON, Bruce vs Vanderbilt (1/19/13)
	5	CARRERA, Michael vs Auburn (01-12-13)
	5	CARRERA, Michael vs Clemson (12/2/12)
	5	KACINAS, Mindaugas vs Clemson (12/2/12)
	5	SLAWSON, RJ vs UALR (11/25/12)
	5	SLAWSON, RJ vs Morgan State (11/16/12)



2012-13
South Carolina Opponent High/Low Analysis (as of Mar 10, 2013)
All games

OPPONENT INDIVIDUAL GAME HIGHS

Points	30		O'BRYANT,III, Johnny vs LSU (2/14/13)
	28		Turner,Elston at Texas A&M (03/02/13)
	28		AARON, Jordan vs UW-Milwaukee (11/11/12)
	26		HARRISON, D'Angelo at St. John's (11/29/12)
	26		Lindsey, Nurideen vs Rider (11/19/12)
Field Goals Made	13		O'BRYANT,III, Johnny vs LSU (2/14/13)
	12		HEZEKIAH,Matthew vs South Carolina State (1/5/13)
Field Goal Att.	24		AARON, Jordan vs UW-Milwaukee (11/11/12)
	19		O'BRYANT,III, Johnny vs LSU (2/14/13)
FG Pct (min 5 made)	1.000	(6-6)	Oriakhi, Alex vs Missouri (2/28/13)
	1.000	(6-6)	Harrow, Ryan at Kentucky (02/05/13)
	1.000	(6-6)	Greene Jr, Brian vs Auburn (01-12-13)
3-Point FG Made	7		AARON, Jordan vs UW-Milwaukee (11/11/12)
	6		Richards, Shane vs Manhattan (12/22/12)
3-Point FG Att.	14		AARON, Jordan vs UW-Milwaukee (11/11/12)
	11		Henderson,Marshall vs Ole Miss (2/20/13)
	11		HICKEY, Anthony at LSU (01/16/13)
	11		Richards, Shane vs Manhattan (12/22/12)
3-Pt FG Pct (min 2 made)	1.000	(2-2)	Ross, Earnest vs Missouri (2/28/13)
	1.000	(2-2)	Murphy, Erik at Florida (1/30/13)
	1.000	(2-2)	FULLER, Kyle vs Vanderbilt (1/19/13)
	1.000	(2-2)	Greene Jr, Brian vs Auburn (01-12-13)
	1.000	(2-2)	GREENE IV, Phil at St. John's (11/29/12)
	1.000	(2-2)	HAARSMA, James vs UW-Milwaukee (11/11/12)
Free Throws Made	10		JOHNSON, Kedren at Vanderbilt (03/09/13)
	10		Oriakhi, Alex at Missouri (1-22-13)
Free Throw Att.	13		Mann, Charles at Georgia (02/23/13)
	13		Caldwell-Pope, Ken. at Georgia (02/23/13)
	13		Stokes,Jarnell vs Tennessee (2/10/13)
FT Pct (min 3 made)	1.000	(10-10)	Oriakhi, Alex at Missouri (1-22-13)
	1.000	(8-8)	ADAMS,Adama vs South Carolina State (1/5/13)
	1.000	(7-7)	HUBBARD,Anthony vs Morgan State (11/16/12)
	1.000	(6-6)	Oriakhi, Alex vs Missouri (2/28/13)
	1.000	(6-6)	CANTY, Jay vs Appalachian State (12/19/12)
	1.000	(4-4)	Turner,Elston at Texas A&M (03/02/13)
	1.000	(4-4)	Djurisic, Nemanja at Georgia (02/23/13)
	1.000	(4-4)	McRae,Jordan vs Tennessee (2/10/13)
	1.000	(4-4)	CARMOUCHE, Charles at LSU (01/16/13)
	1.000	(4-4)	FLEMING, Kordario vs Jacksonville (12/7/12)
	1.000	(4-4)	Marcus Marshall vs Missouri State (11/24/12)
	1.000	(3-3)	Jalen Steele vs Mississippi State (3/6/13)
	1.000	(3-3)	Lacey, Trevor at Alabama (2/16/13)
	1.000	(3-3)	Poythress, Alex at Kentucky (02/05/13)
	1.000	(3-3)	Mays, Julius at Kentucky (02/05/13)
	1.000	(3-3)	BASKIN, Tevin vs Appalachian State (12/19/12)
	1.000	(3-3)	TRICE, Jamaal vs Appalachian State (12/19/12)
	1.000	(3-3)	HAYWOOD, Jarvis vs Jacksonville (12/7/12)
	1.000	(3-3)	Neighbour, Will vs UALR (11/25/12)
Rebounds	14		HEZEKIAH,Matthew vs South Carolina State (1/5/13)
	13		Holloway,Murphy vs Ole Miss (2/20/13)
	13		POWELL, Marshawn vs Arkansas (1/26/13)
Assists	9		Pressey, Phil vs Missouri (2/28/13)
	8		CARMOUCHE, Charles vs LSU (2/14/13)

Steals	5	Fred Thomas at Mississippi State (01-09-13)
	5	JACKSON,DeWayne vs Morgan State (11/16/12)
Blocked Shots	5	Noel, Nerlens at Kentucky (02/05/13)
	5	McDaniels, K.J. vs Clemson (12/2/12)
Turnovers	8	JACKSON,DeWayne vs Morgan State (11/16/12)
	7	Craig Sword at Mississippi State (01-09-13)
Fouls	5	Craig Sword vs Mississippi State (3/6/13)
	5	Colin Borchert vs Mississippi State (3/6/13)
	5	Trivante Bloodman vs Mississippi State (3/6/13)
	5	Buckner,Reginald vs Ole Miss (2/20/13)
	5	Chievous,Quinton vs Tennessee (2/10/13)
	5	Oriakhi, Alex at Missouri (1-22-13)
	5	O'BRYANT,III, Johnny at LSU (01/16/13)
	5	Johnson,Noel vs Auburn (01-12-13)
	5	DOWNING, Jordan vs Presbyterian (12/29/12)
	5	Brown, Rhamel vs Manhattan (12/22/12)
	5	BASKIN, Tevin vs Appalachian State (12/19/12)
	5	Harrison, Damarcus vs Clemson (12/2/12)
	5	WINTERS, Ryan vs Elon (11/21/12)
	5	HUBBARD,Anthony vs Morgan State (11/16/12)
	5	AARON, Jordan vs UW-Milwaukee (11/11/12)