

Media Relations: Diana Koval  
 Office: 803.777.7977  
 Cell: 314.369.6050  
 Email: dkoval@mailbox.sc.edu  
 Website: www.GamecocksOnline.com  
 Twitter: @GamecocksOnline or @GamecockWBB  
 Facebook: www.Facebook.com/GamecocksOnline

# WOMEN'S BASKETBALL

# SOUTH CAROLINA

Game 16  
 Jan. 10, 2013  
 7 p.m.  
 Columbia, S.C.  
 Colonial Life Arena (18,000)

## 2012-13 Schedule

Fri., Nov. 9	Elon	W, 77-44
Mon., Nov. 12	at Louisiana Tech	W, 82-58
Thu., Nov. 15	Savannah State (SPSO)	W, 78-47
Sun., Nov. 18	Clemson (SPSO)	W, 64-43
<i>U.S. Virgin Islands Paradise Jam</i>		
Thu., Nov. 22	vs. Hampton	W, 45-34
Fri., Nov. 23	vs. Florida Gulf Coast	W, 65-46
Sat., Nov. 24	vs. DePaul	W, 55-46
Wed., Nov. 28	Drexel	W, 58-55 (OT)
Sun., Dec. 2	at Seton Hall	W, 55-42
Sun., Dec. 9	Furman (SPSO)	W, 69-35
Wed., Dec. 19	#1/1 Stanford (FSN)	L, 53-49
Fri., Dec. 21	South Carolina State	W, 65-45
Sat., Dec. 29	Western Carolina	W, 66-44
Thu., Jan. 3	#12/13 Tennessee* (SPSO)	L, 53-73
Sun., Jan. 6	at Mississippi State*	3 p.m.
Thu., Jan. 10	Vanderbilt*	7 p.m.
Sun., Jan. 13	at Georgia* (CSS)	1 p.m.
Thu., Jan. 17	LSU*	7 p.m.
Sun., Jan. 20	at Florida* (FSF)	1 p.m.
Thu., Jan. 24	Kentucky* (SPSO)	7 p.m.
Sun., Jan. 27	at Arkansas*	3 p.m.
Sun., Feb. 3	Auburn*	3 p.m.
Thu., Feb. 7	at Alabama*	7:30 p.m.
Sun., Feb. 10	Texas A&M*	3:30 p.m.
Thu., Feb. 14	at Kentucky*	7 p.m.
Sun., Feb. 17	at Mississippi* (SECN)	2 p.m.
Sun., Feb. 24	Mississippi State*	3 p.m.
Thu., Feb. 28	at Missouri*	8 p.m.
Sun., Mar. 3	Florida* (SPSO)	1 p.m.
<i>SEC Tournament (Duluth, Ga.)</i>		
Wed. Mar. 6	First Round	TBA
Thu., Mar. 7	Second Round	TBA
Fri., Mar. 8	Quarterfinals	TBA
Sat., Mar. 9	Semifinals	TBA
Sun., Mar. 10	Final	TBA

\* indicates SEC game

All Times Listed as Eastern

Television outlet listed in parentheses – SPSO is SportSouth; FSN is SportSouth, Fox Sports Southwest and Sun Sports; SECN is SEC Network; CSS is Charter Sports Southeast; FSF is Fox Sports Florida.



## South Carolina Gamecocks (13-2, 1-1 SEC)

Head Coach: Dawn Staley

Record at South Carolina: 80-60 (5th season)

Career Record: 252-140 (13th season)

Career vs. Vanderbilt: 3-4



## Vanderbilt Commodores (12-3, 2-0 SEC)

Head Coach: Melanie Balcomb

Record at Vanderbilt: 250-97 (11th season)

Career Record: 413-201 (20th season)

Career vs. South Carolina: 9-4

## Game Information

Vanderbilt Series: VU leads 21-8

In Columbia: VU leads 8-5

In Nashville: VU leads 11-3

Neutral Site: VU leads 2-0

Tickets: \$7 adult, Free youth (17 & under)

Radio: WISW 1320 AM (Brad Muller);  
 GamecocksOnline.com

Live Video: GamecocksOnline.com (free)

Live Stats: GamecocksOnline.com

## South Carolina Notables

- This is the Gamecocks' 39th season as a varsity sport, the fifth with head coach Dawn Staley at the helm.
- The Gamecock defense has held 11 of its 15 opponents to less than 50 points to rank third in the country in scoring defense, allowing just 47.4 points per game. South Carolina has allowed just more than 60 points just once this season.
- South Carolina has found success by limiting its opponents offensive opportunities. While allowing foes to shoot 34.1 percent from the field, the Gamecocks are taking 7.3 more shots per game than their opponents. Last season's defensive effort held opponents to just 51.1 field goal attempts per game with the Gamecocks taking 6.8 more shots per contest over the course of the season.
- Senior guard Sancheon White has thrived since the beginning of SEC play, averaging 9.0 points per game and a team-best 6.5 rebounds per outing. In non-conference action, she posted 5.8 points and 3.7 boards per game.
- Sophomore forward Aleighsa Welch is fourth in the SEC in rebounding (8.8 rpg) and leads the league on the offensive glass (4.5). She is second in the conference with six double-doubles, the first of her career.
- Senior guard Ieasia Walker swiped five steals against Western Carolina (Dec. 29) to become just the 13th Gamecock to amass at least 200 in her career. The three-year starter is also on track to reach the 1,000-point plateau this season, needing just 37 points to reach the mark.
- Senior forward Ashley Bruner is one of 26 Gamecocks to amass 500 career rebounds and has a chance to become just the 18th to record at least 600, needing 61 to achieve that plateau.



## Uniform Patch










The Gamecocks continue to wear the patch added to their uniforms last season to honor teammate Shelbretta Ball, who was medically disqualified from playing in Fall 2011. The team wanted Brett and everyone watching to know that she will always be an integral part of them and whatever they achieve this season.

Additionally, senior guard Ieasia Walker changed her jersey number this season to honor her teammate who was slated to wear that number prior to being medically disqualified.

## Tale of the Tape

Vanderbilt				South Carolina			
Overall	SEC Rank	SEC Only	SEC Rank	SEC Only	SEC Rank	Overall	SEC Rank
12-3		2-0		1-1		13-2	
7-0		1-0		0-1		7-2	
5-1		1-0		1-0		3-0	
0-2						3-0	
71.9	9th	84.0	1st	56.5	12th	62.7	13th
56.4	6th	49.0	1st	59.5	T-4th	47.4	1st
.452	2nd	.560	1st	.315	13th	.393	11th
.363	7th	.342	3rd	.415	7th	.341	1st
.370	1st	.464	2nd	.200	T-12th	.257	8th
.260	5th	.148	2nd	.435	12th	.295	1st
.719	4th	.868	1st	.621	14th	.544	14th
14.9		16.5		20.5		13.7	
40.7	10th	36.5	8th	40.0	4th	43.1	2nd
+7.9	2nd	+8.5	3rd	+5.5	5th	+12.3	1st
16.5	5th	22.5	1st	5.5	14th	9.9	14th
+0.1	12th	+3.5	4th	+1.0	T-6th	+3.3	8th
7.5	14th	8.0	6th	6.0	11th	9.3	11th
3.8	7th	4.0	T-6th	2.5	12th	3.5	12th

# 2012-13 South Carolina Media Roster

2		<p><b>Leasia Walker</b> 5-8 • Senior • Guard Amityville, N.Y. (Copiague) <i>eye-EE-shuh Walker</i></p> <p>PPG <b>8-5</b> RPG <b>3.3</b> APG <b>2.8</b> FG% <b>.336</b> FT% <b>.634</b></p>	<p><b>LAST GAME:</b> 8 pts, 4 rebs in 28 min at MSU <b>NOTABLE:</b> Is 9th in SEC in minutes (30.7) and 12th in steals (2.3) ... Became 13th Gamecock to collect 200 career steals, 3rd among active SEC players in career steals ... Scored in double digits five times ... scored 5 of 8 pts at MSU in 2nd-half surge that opened up the game.</p>	<p><b>Career Highs</b> PTS: 30 vs. Clemson, 11/18/10 REB: 11 at Ole Miss, 3/3/11 AST: 8 at LA Tech, 11/12/12 STL: 6, 2x, vs. SC St., 12/21/12 BLK: 2, 6x, vs. SC St., 12/21/12 MIN: 43, 2x, vs. Drexel, 11/28/12</p>
5		<p><b>Khadijah Sessions</b> 5-8 • Freshman • Guard Myrtle Beach, S.C. (Myrtle Beach) <i>kuh-DEE-zhub Sessions</i></p> <p>PPG <b>4.5</b> RPG <b>1.0</b> APG <b>1.1</b> FG% <b>.385</b> FT% <b>.615</b></p>	<p><b>LAST GAME:</b> 5 pts, 1 asst in 12 min at MSU <b>NOTABLE:</b> Tied career high with eight points against SC State, hitting 6-of-8 FTs ... Highest scoring Gamecock off the bench ... Rated No. 7 points guard and No. 40 player overall in 2012 class by ESPN Hoopgurlz ... Dynamic playmaker.</p>	<p><b>Career Highs</b> PTS: 8, 2x, vs. SC St., 12/21/12 REB: 3 vs. Savannah St., 11/15/12 AST: 4 vs. Savannah St., 11/15/12 STL: 3, vs. Savannah St., 11/15/12 BLK: 1, 2x, vs. WCU, 12/29/12 MIN: 23 vs. Furman, 12/9/12</p>
12		<p><b>Wilka Montout</b> 6-3 • Junior • Center Cayenne, French Guiana (NE Okla. A&amp;M) <i>WIL-kuh mawn-TOO</i></p> <p>PPG <b>3.7</b> RPG <b>2.2</b> APG <b>0.3</b> FG% <b>.290</b> FT% <b>.706</b></p>	<p><b>LAST GAME:</b> 2 pts, 4 rebs in 15 min at MSU <b>NOTABLE:</b> Hit four FGs and blocked two shots against Furman ... Grabbed five of six boards at Savannah State on offensive end ... Third-Team JUCO All-American in 2011-12 ... Multi-faceted post who can stretch defenses with mid-range and outside shooting.</p>	<p><b>Career Highs</b> PTS: 12 at LA Tech, 11/12/12 REB: 6 vs. Savannah St., 11/15/12 AST: 2 vs. Elon, 11/9/12 STL: 1, 3x, vs. Hampton, 11/22/12 BLK: 2 vs. Furman, 12/9/12 MIN: 24 vs. Sav. St., 11/15/12</p>
20		<p><b>Sancheon White</b> 5-10 • Senior • Guard Hammon, Ind. (Central Arizona College) <i>SAN-chee-awn White</i></p> <p>PPG <b>6.2</b> RPG <b>4.1</b> APG <b>0.9</b> FG% <b>.376</b> FT% <b>.688</b></p>	<p><b>LAST GAME:</b> 11 pts, 6 rebs, 3 stls at MSU <b>NOTABLE:</b> Two double-figure scoring games ... Leads team and is 15th in SEC with 6.5 rebs per league game, including 3.0 offensive ... Averaging 9.0 points per SEC outing ... Shooting 56.5% over last 3 games ... Solid lockdown defender with expanding offensive and rebounding skills.</p>	<p><b>Career Highs</b> PTS: 11, 2x, at MSU, 1/6/13 REB: 13 at Auburn, 1/19/12 AST: 3, 2x, vs. Presby., 11/27/11 STL: 3, 4x, at MSU, 1/6/13 BLK: 4 vs. Drexel, 11/28/12 MIN: 40 vs. Drexel, 11/28/11</p>
21		<p><b>Ashley Bruner</b> 6-0 • Senior • Forward Norman, Okla. (Norman) <i>Ashley BREW-ner</i></p> <p>PPG <b>9.4</b> RPG <b>7.0</b> APG <b>1.3</b> FG% <b>.429</b> FT% <b>.313</b></p>	<p><b>LAST GAME:</b> 7 pts, 5 rebs in 22 min at MSU <b>NOTABLE:</b> Has led team in points, rebounds or both in eight games ... Posted seven double-digit scoring games ... Ranks 10th in SEC in rpg and 8th in offensive rpg (3.0) ... Snagged 500th career rebound at Seton Hall ... Shooting 45.0% from FT line in SEC action.</p>	<p><b>Career Highs</b> PTS: 18 vs. Savannah St., 12/5/10 REB: 18 vs. Penn St., 11/20/11 AST: 4, 2x, vs. SC St., 12/21/12 STL: 4 at Seton Hall, 12/2/12 BLK: 4, 2x, vs. Sav. St., 12/5/10 MIN: 37 vs. DePaul, 11/24/12</p>
24		<p><b>Aleighsa Welch</b> 6-0 • Sophomore • Forward Goose Creek, S.C. (Goose Creek) <i>uh-LEE-sub Welch</i></p> <p>PPG <b>12.1</b> RPG <b>8.8</b> APG <b>0.7</b> FG% <b>.653</b> FT% <b>.681</b></p>	<p><b>LAST GAME:</b> 16 pts, 7 rebs, 3 assts at MSU <b>NOTABLE:</b> Second in SEC with six double-doubles ... Is SEC's top offensive rebounder (4.5 Orpg) and fourth in total rpg ... Leads team in scoring (20th in SEC) ... Team high scorer five times, high rebounder six times ... Has 10 10+ point games and seven 10+ rebound outings.</p>	<p><b>Career Highs</b> PTS: 19 vs. Vanderbilt, 1/15/12 REB: 15 vs. Drexel, 11/28/12 AST: 3 at Miss. State, 1/6/13 STL: 3, 2x, vs. Elon, 11/9/12 BLK: 4 at NC State, 12/4/11 MIN: 42 vs. Drexel, 11/28/12</p>
25		<p><b>Tiffany Mitchell</b> 5-9 • Freshman • Guard Charlotte, N.C. (Providence Day)</p> <p>PPG <b>11.1</b> RPG <b>6.1</b> APG <b>1.4</b> FG% <b>.420</b> FT% <b>.538</b></p>	<p><b>LAST GAME:</b> 5 pts, 5 rebs in 35 min at MSU <b>NOTABLE:</b> Ranks 18th in SEC in rebounding (2nd among freshmen) and 29th in scoring (3rd among freshmen) ... Led team in scoring six times, rebounding three times ... Scored in double figures nine times ... Notched team's first 20-point game of season against SC State (21 pts/11 rebs).</p>	<p><b>Career Highs</b> PTS: 21 vs. SC St., 12/21/12 REB: 11, 3x, vs. SC St., 12/21/12 AST: 4 vs. Sav. St., 11/15/12 STL: 5 vs. Furman, 12/9/12 BLK: 1 vs. Stanford, 12/19/12 MIN: 34 vs. Stanford, 12/19/12</p>
31		<p><b>Asia Dozier</b> 5-10 • Freshman • Guard Columbia, S.C. (Spring Valley) <i>Asia DOE-zhur</i></p> <p>PPG <b>3.4</b> RPG <b>2.6</b> APG <b>0.9</b> FG% <b>.195</b> FT% <b>.444</b></p>	<p><b>LAST GAME:</b> 1 pt, 2 rebs in 9 min at MSU <b>NOTABLE:</b> Buried 2nd-half 3 to pull within two points of #1/1 Stanford ... Gatorade South Carolina Player of the Year and SC Miss Basketball ... Father, Perry, and uncle Terry both played basketball at South Carolina.</p>	<p><b>Career Highs</b> PTS: 11 vs. Sav. St., 11/15/12 REB: 10 vs. Elon, 11/9/12 AST: 5 at LA Tech, 11/12/12 STL: 2 at LA Tech, 11/12/12 BLK: 1, 4x, at Miss. St., 1/6/13 MIN: 26 vs. Elon, 11/9/12</p>
33		<p><b>Elem Ibiam</b> 6-3 • Sophomore • Center Fayetteville, Ga. (Fayette County) <i>ELL-um IB-ee-um</i></p> <p>PPG <b>3.7</b> RPG <b>4.2</b> APG <b>0.2</b> FG% <b>.340</b> FT% <b>.480</b></p>	<p><b>LAST GAME:</b> 5 pts, 3 rebs, 2 blks at MSU <b>NOTABLE:</b> Ranks 5th in SEC with 1.5 blocks per league game, 15th in total games (1.1) ... Averaging 5.0 rebounds over last three games ... Tied career high with five blocks vs. WCU, tying for third in Colonial Life Arena history.</p>	<p><b>Career Highs</b> PTS: 11 vs. SC St., 12/21/12 REB: 11 vs. Elon, 11/9/12 AST: 2 vs. E. Mich., 3/17/12 STL: 1, 5x, vs. WCU, 12/29/12 BLK: 5, 2x, vs. WCU, 12/29/12 MIN: 25 vs. WCU, 12/29/12</p>

**Starter**

**Reserve**

# Quick Facts

## The University

**Location:** Columbia, S.C.  
**Founded:** 1801  
**Enrollment:** 30,721  
**Colors:** Garnet (PMS 202C) and Black  
**Nickname:** Gamecocks  
**Conference:** Southeastern  
**President:** Dr. Harris Pastides  
**Athletics Director:** Ray Tanner  
**Facility:** Colonial Life Arena (18,000)

## Coaching Staff

**Head Coach:** Dawn Staley  
**Alma Mater:** Virginia, 1992  
**Overall Record:** 252-140 (13th season)  
**School Record:** 80-60 (5th season)  
**Assoc. Head Coach (Alma Mater):**  
 Lisa Boyer (Ithaca, 1972)  
**Assistant Coaches (Alma Mater):**  
 Nikki McCray (Tennessee, 1995)  
 Darius Taylor (Michigan, 2000)

## Team Information

**2011-12 Record:** 25-10  
 Home: 12-3    Away: 9-5    Neutral: 4-2  
**SEC Record (Finish):** 10-6 (T-4th)  
 Home: 6-2    Away: 4-4  
**Letterwinners Returning/Lost:** 6/7  
**Starters Returning/Lost:** 1/4

## Program History

**First Year of Women's Basketball:** 1974-75  
**All-Time Record:** 670-489 (39th season)  
**All-Time SEC Record:** 92-193 (22nd season)  
**NCAA Appearances (Last):** 9 (2012, Sweet 16)  
**NCAA Tournament Record:** 10-9  
**WNIT Appearances (Last):** 4 (2011)  
**WNIT Record:** 3-4

## Media Relations

**Women's Basketball Contact:** Diana Koval  
**Office:** 803.777.7977  
**Cell:** 314.369.6050  
**Email:** dkoval@mailbox.sc.edu  
**Press Row Phone:** 803.777.6182  
**Athletics Department on the Web**  
**Website:** GamecocksOnline.com  
**Twitter:** @GamecocksOnline.com  
**Facebook:** Facebook.com/GamecocksOnline  
**YouTube:** YouTube.com/GamecocksOnline  
**Women's Basketball on Twitter**  
**Team:** @GamecockWBB  
**Head Coach:** @DawnStaley

## Current Gamecock Streaks

	Total	Home	Road	Neut.
Overall	W1	L1	W4	W3
SEC	W1	L1	W1	—
Non-Conference	W2	W2	W4	W3
Ranked Teams	L3	L4	W1	L2

## A South Carolina Win Would...

- Be the Gamecocks' third straight over Vanderbilt, following a sweep of the Commodores last season.
- Give the Gamecocks two wins in their first three SEC games of the season for the second in the Dawn Staley era.

## By the Numbers

- 3 Rank in the nation for South Carolina in scoring defense as the Gamecocks have allowed just 47.4 points per game, which leads the SEC
- 9.0 Points per game scored by senior guard Sancheon White in SEC play
- 11 Opponents South Carolina has held under 60 points in the team's 15 games this season
- 14 Deficit at halftime for the Gamecocks against Drexel before coming back to win in overtime, the largest deficit South Carolina has overcome since rallying from 18 points down with 8:15 to play in the first half against LSU on Jan. 6, 2011 and the largest second-half deficit overcome by the Gamecocks in the Dawn Staley era
- 32 Free throws made by the Gamecocks at Mississippi State (Jan. 6), the most in the Dawn Staley era, the fourth-most in school history and the most ever in a road game
- 33 Second-chance points scored by South Carolina on its 33 offensive rebounds over the last two games
- 53.3 Percent of the Gamecocks' 60 points at Mississippi State (Jan. 6) that came from the free throw line
- 68 Offensive rebounds by Aleighsa Welch this season, more than half of her total of 132, to lead the SEC in offensive rebounding
- 538 Career rebounds by senior forward Ashley Bruner, placing her among just 26 Gamecocks to achieve the 500-rebound plateau. She needs 49 more to make the program's top-20.

## The Vanderbilt Series

The Commodores hold a 21-8 advantage in the all-time series with South Carolina, but the Gamecocks have won three of the last four meetings to hold a 3-2 edge during the Dawn Staley era.

South Carolina swept both games of the series last season for the first time in program history. The Gamecocks followed a 65-55 victory at Colonial Life Arena on Jan. 5, 2012, with a 65-60 overtime decision on Jan. 22 in Nashville.

Five of South Carolina's wins over Vanderbilt have come in Columbia, but the Gamecocks are just 1-5 against the Commodores in Colonial Life Arena.

## Scouting the Commodores

Vanderbilt brings a 12-3 record into tonight's game with those three losses coming back in November. The Commodores have not lost in their last nine outings, winning those games by an average of 24.0 points. The streak includes wins over Ole Miss and Mississippi State to open SEC play.

Head coach Melanie Balcomb's team is a precision combination of offense and defense as the Commodores average 71.9 points on 45.2 percent shooting, including an SEC-best 37.0 percent from 3-point range, while holding opponents to just 56.4 points per game.

Vanderbilt's top three scorers rank among the top 22 in the SEC with two of them among the league's most accurate shooters. Senior forward Tiffany Clarke leads the way at 16.3 points per game (4th in SEC) on 58.2 percent shooting (2nd in SEC). Her 8.2 rebounds per game also rank her seventh in the league, and she adds 1.5 blocked shots per contest as well.

Junior Christina Foggie adds 15.6 points per game, shooting 36.0 percent from 3-point range. Junior Jasmine Lister rounds out the trio of double-digit scorers with 11.8 points per game to go with her 6.1 assists per game, which ranks second in the SEC.

## Gamecocks' Five-Second Count

With a complementary blend of youth and experience, South Carolina opened a season 10-0 for the first time since the 1981-82 team also won its first 10 contests. The Gamecocks, now 13-2, have shown they have both inside and outside offensive options and are dominant on the glass this season while the defense has dropped off very little from last season's NCAA Tournament Sweet 16 effort. Two Gamecocks average double-figure points with three others netting 6.0 or more points per game. South Carolina ranks fifth in the nation with a +12.3 rebounding margin and has three players ranked among the SEC's top 20 rebounders. Defensively, the Gamecocks are third in the nation in scoring defense, yielding just 47.4 points per game. South Carolina has held 11 of its 15 opponents this season under 50 points and limited five of the 15 to under 30 percent field goal shooting, including Hampton which hit just 19.3 percent (11-57) from the field for the second-lowest opponent field goal percentage of the Staley era.

## Gamecocks in the Rankings

(Thru games of 1/6)

Team	SEC	NCAA	Actual
Scoring Offense	13	176	62.7
Scoring Defense	1	3	47.4
Field Goal Percentage	11	154	.393
Field Goal %age Def.	1	25	.341
3-Point FG %age	12	—	.257
3-Point FG %age Def.	8	138	.295
3-Point FG Made/Gm.	T-10	280	3.6
Free Throw Percentage	14	342	.544
Rebounding Offense	2	—	43.1
Rebounding Defense	1	—	30.9
Rebounding Margin	1	5	+12.3
Assists	14	307	9.9
Steals	11	153	9.3
Turnover Margin	8	64	+3.3
Assist-to-Turnover Ratio	12	157	0.7
Blocked Shots	12	151	3.5

Ashley Bruner	SEC	NCAA	Actual
Rebounding	10	—	7.0
Offensive Rebounding	8	—	3.35

Elem Ibiam	SEC	NCAA	Actual
Blocked Shots	15	237	1.1

Tiffany Mitchell	SEC	NCAA	Actual
Scoring	29	—	11.1
Rebounding	T-18	—	6.1

Ieasia Walker	SEC	NCAA	Actual
Steals	T-12	166	2.3
Minutes Played	9	—	30.7

Aleighsa Welch	SEC	NCAA	Actual
Scoring	20	—	12.1
Rebounding	4	92	8.8
Offensive Rebounding	1	—	4.5
FT %age	11	—	.681

## Home Sweet Home

South Carolina is in its 11th season at Colonial Life Arena and enjoys a 112-57 (.663) record in that time. Overall, the Gamecocks are 356-154 (.698) all-time in home games. Head coach Dawn Staley has amassed a 46-24 (.657) home record in her fifth season at the helm.

## Judging January

South Carolina is 178-178 (.500) all-time in the month of January, including a 17-20 (.459) record under fifth-year head coach Dawn Staley. The Gamecocks are 104-75 (.581) in home games during the first month of the calendar year, including a 29-55 (.345) mark at Colonial Life Arena. South Carolina is 61-95 (.391) in January road games and 4-0 at neutral sites during the month.

## Life in the League

South Carolina is 92-193 all-time in its 22nd season of SEC regular-season play. The Gamecocks are 59-84 in SEC games played in Columbia with a 33-109 record on the road. Under head coach Dawn Staley, the Gamecocks have a 28-36 SEC record, which includes a 2-12 slate in her first season at the helm. The program's 27 SEC regular-season victories in Staley's first four seasons are the best four-year mark for the program in more than a decade.

Opponent	Overall	Under	SEC	SEC	H	A	N	Streak	Last
		Staley	Season	Tourn.					
Alabama	16-15	6-0	12-12	1-2	9-5	6-8	1-2	Won 5	W: 57-38, 3/1/12 (N)
Arkansas	9-17	2-3	9-15	0-2	7-5	2-10	0-2	Won 1	W: 53-47, 2/26/12 (H)
Auburn	15-21	3-3	10-15	1-1	9-7	5-12	1-2	Lost 1	L: 49-53, 1/19/12 (A)
Florida	10-20	2-4	8-18	0-2	4-10	6-8	0-2	Won 2	W: 62-58, 2/12/12 (H)
Georgia	7-32	3-5	5-20	1-2	3-14	2-14	2-4	Won 1	W: 59-55, 3/2/12 (N)
Kentucky	18-30	2-6	14-23	0-1	13-9	5-18	0-3	Lost 2	L: 50-53, 2/23/12 (A)
LSU	4-22	1-5	3-22	1-0	2-10	1-12	1-0	Lost 2	L: 48-58, 1/12/12 (A)
Ole Miss	15-17	5-2	11-12	2-4	9-4	4-8	2-5	Won 3	W: 61-43, 1/26/12 (H)
Miss. State	12-16	3-3	11-13	0-2	8-5	4-9	0-2	Won 3	W: 60-46, 1/6/13 (A)
Missouri	1-0	0-0	—	—	0-0	0-0	1-0	Won 1	W: 72-60, 11/24/01 (N)
Tennessee	2-44	1-7	1-25	0-3	1-19	1-20	0-5	Lost 2	L: 53-73, 1/3/13 (H)
Texas A&M	0-0	0-0	—	—	0-0	0-0	0-0	—	—
Vanderbilt	8-21	3-2	8-18	0-2	5-8	3-11	0-2	Won 2	W: 65-60, 1/22/12 (H)
<b>Totals</b>	<b>117-255</b>	<b>31-40</b>	<b>92-193</b>	<b>6-21</b>	<b>70-96</b>	<b>39-130</b>	<b>8-29</b>	<b>Won 1</b>	

Last season's 10 wins matched the 2001-02 team for the best since joining the league for the 1991-92 season. It was just the third time in its 21 seasons in the league that South Carolina posted at least nine conference wins. In fact, the Gamecocks have only won seven or more league games six times in their 21 seasons with three of those coming under Staley.

Overall, Staley boasts a 127-61 record in league play, including eight seasons leading her Temple teams to a 99-25 Atlantic 10 mark.

## Reading the Rankings

South Carolina is ranked in both national polls for the fifth-straight week. The Gamecocks held at No. 18 in the Associated Press Poll this week after cracking into that poll at No. 24 the week of Dec. 10. It is the program's highest AP rank since the end of the 2002-03 season. The Gamecocks moved down a spot to No. 16 in the USA Today Coaches Poll. Here's a look at the Gamecocks' ranking each week of the season, listed as AP/USA Today Coaches Poll:

	Pre	Nov. 12	Nov. 19	Nov. 26	Dec. 3	Dec. 10	Dec. 17	Dec. 24	Dec. 31	Jan. 7
SC	rv/rv	rv/rv	rv/rv	rv/24	rv/21	24/18	21/17	19/16	18/15	18/16


## Rendering the RPI

With a 13-2 record, including six wins away from home, the Gamecocks are 28th in the first NCAA RPI released this week. South Carolina is one of seven SEC schools rated among the top 35 with four others coming inside the top 100.

The Gamecocks' strength of schedule ranks in the top 50 and will continue to build over the course of the season. The Gamecocks are slated to play five teams currently ranked in the top 25 – then-No. 1/1 Stanford (Dec. 19), then-No. 12/13 Tennessee, at No. 13/12 Georgia (Jan. 13), home and away against No. 6/6 Kentucky (Jan. 24/Feb. 14) and No. 20/21 Texas A&M.

## Demanding Defense

The hallmark of the Gamecocks under head coach Dawn Staley has always been defense, and this season's team is no different. Through games of Jan. 6, South Carolina's defense ranks third in the nation in points allowed per game (47.4), trailing just Connecticut (45.3) and Michigan State (45.6). The Gamecocks have allowed just one opponent to score more than 60 points this season (Tennessee, Jan. 3) and have held 11 under 48 through the first 15 games of



## Around the SEC

(Thru games of Dec. 28)

	SEC Games			Overall		
	W	L	Pct.	W	L	Pct.
Kentucky	2	0	1.00	14	1	.933
Tennessee	2	0	1.00	11	3	.786
Texas A&M	2	0	1.00	12	4	.750
Vanderbilt	2	0	1.00	12	3	.800
Auburn	1	1	.500	12	3	.800
Florida	1	1	.500	12	4	.750
Georgia	1	1	.500	13	2	.867
LSU	1	1	.500	10	5	.667
Missouri	1	1	.500	12	4	.750
South Carolina	1	1	.500	13	2	.867
Alabama	0	2	.000	10	5	.667
Arkansas	0	2	.000	12	3	.800
Ole Miss	0	2	.000	7	8	.467
Mississippi St.	0	2	.000	8	7	.533

**Coming Up**  
**January 10**  
 20/21 Texas A&M at 6/6 Kentucky, 6 p.m. (FSN)  
 Ole Miss at Auburn, 7 p.m.  
 LSU at Arkansas, 8 p.m.  
 Florida at Mississippi State, 8 p.m. (FSF)  
 Missouri at 9/9 Tennessee, 8 p.m. (SPSO)  
 13/12 Georgia at Alabama, 9 p.m. (CSS)

**January 13**  
 9/9 Tennessee at Florida, 11:30 a.m. (ESPNU)  
 18/16 Carolina at 13/12 Georgia, 1 p.m. (CSS)  
 6/6 Kentucky at Missouri, 1:30 p.m. (ESPNU)  
 Alabama at Ole Miss, 2:30 p.m. (SPSO)  
 Arkansas at Vanderbilt, 3 p.m.  
 Auburn at 20/21 Texas A&M, 3 p.m.  
 Mississippi State at LSU, 3 p.m. (COX)

*Rankings are listed as AP/Coaches Poll  
 All Times Eastern; TV Network in ()*

## 2012-13 Roster

No.	Name	Pos.	Ht	Yr.	Hometown/Last School
2	Ieasia Walker	G	5-8	Sr.	Amityville, N.Y./Copiague
5	Khadijah Sessions	G	5-8	Fr.	Myrtle Beach, S.C./Myrtle Beach
12	Wilka Montout	C	6-3	Jr.	French Guiana/NE Okla. A&M
15	Tiffany Davis	G	5-7	Fr.	Houston Texas/Westbury Christian
20	Sancheon White	G	5-10	Sr.	Hammond, Ind./Central Arizona
21	Ashley Bruner	F	6-0	Sr.	Norman, Okla./Norman
23	Tina Roy	G	5-11	So.	Kaplan, La./Kaplan
24	Aleighsa Welch	F	6-0	So.	Goose Creek, S.C./Goose Creek
25	Tiffany Mitchell	G	5-9	Fr.	Charlotte, N.C./Providence Day
31	Asia Dozier	G	5-10	Fr.	Columbia, S.C./Spring Valley
33	Elem Ibiam	C	6-3	So.	Fayetteville, Ga./Fayette County

**Head Coach:** Dawn Staley  
**Associate Head Coach:** Lisa Boyer  
**Assistant Coaches:** Nikki McCray, Darius Taylor

the season.

One of the more interesting facets of the Gamecocks' stifling defense is that it has not necessarily held opponents to a sub-par shooting percentage. Through Staley's tenure, opponents have shot 39.9 percent from the field (3,305-7,611). The defensive success has come from limiting opponent shot attempts entirely, especially from the 3-point line. South Carolina has attempted more total shots than its opponents every season except Staley's first (2008-09). Opponents have attempted more 3s than the Gamecocks just once as well (2009-10).

Here's a look at how the numbers break down year-by-year:

Season	SC FGA/Gm.	Opp. FGA/Gm.	Diff.	SC 3FGA/Gm.	Opp. 3FGA/Gm.	Diff.
2012-13	57.8	50.5	+7.3	14.0	11.1	+2.9
2011-12	57.9	51.1	+6.8	16.3	8.3	+2.8
2010-11	56.1	53.8	+2.3	18.0	10.9	+7.1
2009-10	59.4	57.9	+1.5	12.8	13.3	-0.5
2008-09	54.8	57.6	-2.8	13.3	12.1	+1.2

As the difference in shot attempts as increased over the course of the Staley era, so has the team's win totals, including last season's 25-10 record, the program's best in more than a decade, and this season's 13-2 start

### Five for Fighting

South Carolina head coach Dawn Staley has used the same starting lineup in every game this season, and the quintet led the way to the program's best non-conference record since 2001-02. Starters – Ieasia Walker, Sancheon White, Tiffany Mitchell, Ashley Bruner and Aleighsa Welch – account for 75.2 percent of the offense and 67.7 percent of rebounds while playing 69.7 percent of the minutes available. Each of the five averages at least 6.2 points per game, more than any Gamecock off the bench. Still, the four reserves available have out-scored their counterparts on the opposite bench nine times this season, during which the Gamecocks are 8-1.

### Miscellaneous Stats

Double-Doubles	2012-13	Career	Record
Aleighsa Welch	6	6	6-0
Tiffany Mitchell	2	2	2-0
Ashley Bruner	1	6	3-3
Ieasia Walker	0	1	1-0

30+ Points	2012-13	Career	Record
Ieasia Walker	0	1	1-0

20+ Points	2012-13	Career	Record
Tiffany Mitchell	1	1	1-0
Ieasia Walker	0	4	2-2

10+ Points	2012-13	Career	Record
Aleighsa Welch	11	21	17-4
Tiffany Mitchell	9	9	8-1
Ashley Bruner	7	27	20-7
Ieasia Walker	6	49	29-20
Sancheon White	3	5	5-0
Wilka Montout	2	2	2-0
Asia Dozier	1	1	1-0
Elem Ibiam	1	1	1-0
Tina Roy	0	5	4-1

10+ Rebounds	2012-13	Career	Record
Aleighsa Welch	6	7	6-1
Tiffany Mitchell	3	3	3-0
Ashley Bruner	2	8	5-3
Asia Dozier	1	1	1-0
Elem Ibiam	1	1	1-0
Sancheon White	0	1	0-1
Ieasia Walker	0	1	1-0

5+ Assists	2012-13	Career	Record
Ieasia Walker	2	15	12-3
Asia Dozier	1	1	1-0

5+ Steals	2012-13	Career	Record
Ieasia Walker	3	6	5-2
Tiffany Davis	1	1	1-0
Tiffany Mitchell	1	1	1-0

5+ Blocks	2012-13	Career	Record
Elem Ibiam	1	2	2-0

### Good Hands

South Carolina is ranked 13th in the country and second in the SEC in turnovers, committing just 13.7 per game. In conference play, that number is down to 11.5 per game. The Gamecocks have committed 10 or fewer

## Games Led Team In...

(Tied for team lead in each category included)

Scoring	2012-13	Career	Record
Tiffany Mitchell	6	6	5-1
Ashley Bruner	5	11	9-2
Aleighsa Welch	5	9	6-3
Ieasia Walker	1	21	11-10
Tina Roy	0	2	2-0

Rebounding	2012-13	Career	Record
Aleighsa Welch	6	22	19-3
Ashley Bruner	5	28	15-13
Elem Ibiam	3	4	4-0
Tiffany Mitchell	3	3	3-0
Ieasia Walker	2	10	6-4
Sancheon White	2	6	3-3

Assists	2012-13	Career	Record
Ieasia Walker	8	37	22-15
Ashley Bruner	4	8	6-2
Sancheon White	2	4	4-0
Tiffany Mitchell	2	2	2-0
Aleighsa Welch	2	2	2-0
Khadijah Sessions	1	1	1-0
Tina Roy	0	1	1-0

### Scoring Differentials

<b>Largest lead in a win</b> .....	by 36 (71-35), 2nd-7:30 vs. Savannah State, 11/15/12
<b>Largest deficit overcome to win</b> .....	by 14 (36-22), 1st-0:00 vs. Drexel, 11/28/12
<b>Largest lead given up in a loss</b> .....	by 3 (35-32), 2nd-18:46 vs. Tennessee, 1/3/13
<b>Largest deficit in a loss</b> .....	by 25 (42-67), 2nd-4:44 vs. Tennessee, 1/3/13

### Team Specialty Stats

South Carolina/Opponent

	Pts. in Paint	Pts. Off TOs	2nd Chance Pts	Fast Break Pts
11/9 Elon	52/18	34/11	22/5	24/8
11/12 at LA Tech	38/30	16/4	22/4	2/2
11/15 Sav. St.	40/20	15/12	19/8	6/4
11/18 Clemson	38/14	15/14	13/11	8/5
11/22 vs. HU	20/12	16/14	15/4	8/6
11/23 vs. FGCU	38/18	23/12	13/4	20/2
11/24 vs. DPU	40/22	6/11	10/8	14/7
11/28 Drexel	26/18	15/6	14/7	12/0
12/2 at SHU	30/22	20/10	13/2	6/10
12/9 Furman	42/12	31/6	17/9	20/7
12/19 Stanford	20/24	11/4	4/9	6/2
12/21 SC State	22/18	14/1	22/10	6/6
12/29 WCU	30/12	21/9	15/9	8/3
1/3 Tenn.	32/38	8/4	20/9	10/13
1/6 at Miss. St.	24/10	17/5	13/8	8/0
1/10 Vandy				
1/13 at Georgia				
1/17 LSU				
1/20 at Fla.				
1/24 Kentucky				
1/27 at Ark.				
2/3 Auburn				
2/7 at Ala.				
2/10 TX A&M				
2/14 at Ky.				
2/17 at Ole Miss				
2/24 Miss. St.				
2/28 at Missouri				
3/3 Florida				

### Starters vs. Bench Points

	SC Starters	Opp. Starters	SC Bench	Opp. Bench
11/9 Elon	54	29	23	15
11/12 at LA Tech	58	33	24	25
11/15 Sav. St.	50	42	28	5
11/18 Clemson	51	27	13	16
11/22 vs. HU	34	27	11	7
11/23 vs. FGCU	54	30	11	16
11/24 vs. DPU	47	40	8	6
11/28 Drexel	49	43	9	12
12/2 at SHU	50	38	5	4
12/9 Furman	40	27	29	8
12/19 Stanford	44	51	5	2
12/21 SC State	41	28	24	17
12/29 WCU	40	15	26	29
1/3 Tenn.	49	68	4	5
1/6 at Miss. St.	47	36	13	10
1/10 Vandy				
1/13 at Georgia				
1/17 LSU				
1/20 at Fla.				
1/24 Kentucky				
1/27 at Ark.				
2/3 Auburn				
2/7 at Ala.				
2/10 TX A&M				
2/14 at Ky.				
2/17 at Ole Miss				
2/24 Miss. St.				
2/28 at Missouri				
3/3 Florida				

turnovers four times this season, including a pair of seven-turnover games that rank among the top five in the Dawn Staley era. South Carolina has turned it over more than 15 times in a game just three times, while the defense has forced more than 15 turnovers nine times. The Gamecocks' 13.7 turnovers per game is the lowest average by the program since the 1983-84 team set the school record of 8.2.

## Going Glass

Looking at South Carolina's roster of seven guards and four forwards/centers, the casual observer might think that rebounding would not be the Gamecocks' bailiwick, but South Carolina has out-rebounded all but one of its 15 opponents this season (Stanford), including four by more than 20 or more and six other by at least 10. The team effort has the Gamecocks ranked fifth in the nation in rebound margin at +12.3.

While rebounding is a team focus, this season has seen a surge in individual performances. In 2011-12, a Gamecock posted double-figure rebounds just seven times over 35 games. Through just 15 games this season, South Carolina has amassed 14 double-digit rebound efforts, including seven from sophomore forward Aleighsa Welch, who is second in the SEC led in the category. Three Gamecocks rank among the SEC's top 20 rebounders – Aleighsa Welch (4th), Ashley Bruner (10th) and Tiffany Mitchell (18th).

## Posts Up – Spurs Up

For the first time in the Dawn Staley era, two of the team's top three scorers are post players. Forwards Aleighsa Welch and Ashley Bruner have been an integral part in the team's 13-2 start this season, averaging 12.1 and 9.3 points, respectively. Welch is shooting a team-best 65.3 percent from the field, although she is nine field goals shy of the minimum required to be ranked in the SEC.

The duo are among the league's top 10 rebounders with Welch ranking fourth at 8.8 per game and Bruner coming in 10th at 7.0. Both are especially proficient on the offensive glass, ranking first and eighth, respectively, in the league. More than half of Welch's 132 total rebounds have come on the offensive end (68), while 46.7 percent of Bruner's 105 have come on a Gamecock miss.

## Twice as Nice

South Carolina's Aleighsa Welch earned a spot on the 2012 SEC All-Freshman Team despite lacking a key resume bullet for forwards – a double-double. The sophomore has made up for last season's missing ingredient by amassing six through the team's first 15 games this season to rank second in the SEC. After narrowly missing the mark in the season opener, Welch picked up her first career double-double two games later with a 13-point, 12-rebound effort against Savannah State (Nov. 15). She added two more at the Paradise Jam against Hampton (Nov. 22) and Florida Gulf Coast (Nov. 24) and tacked on her fourth against Drexel (Nov. 28). She made it four in five games with a 14-point/10-rebound effort at Seton Hall (Dec. 2). Welch continued her balanced dominance with a 16-point, 14-rebound effort against SC State just before the holiday break.

Welch leads the team and is second in the SEC with seven double-digit rebound games this season and also paces the Gamecocks in double-figure scoring outings with 10.

## Jane of All Trades

Senior guard Ieasia Walker's ability to adapt her game to the needs of her team has been a key factor in the team's success in her four seasons in the Garnet and Black. After coming off the bench most of her freshman year, the guard's offense exploded in 2010-11 as the team's predicted offensive weapons faltered. Walker more than doubled her scoring output to a team-high 12.2 points per game, including 13.3 points per SEC contest. As a junior, the point guard shifted her focus to conducting the team, both offensively and defensively. While her scoring average dropped to 7.9 points in 2011-12, her overall productivity did not. Walker led the team with 3.2 assists per game, which helped the team generate another 6.9 points per game. In all, her offensive prowess generated 25.4 percent of the team's 61.2 points per game.

This season, Walker has shown her versatility, adding another component to her on-court effort – leadership. With six underclassmen on the roster, Walker showed patience through the non-conference season, stepping out of the spotlight to allow her younger teammates to find their way. Still, the senior has scored in double figures six times, paced the team in assists eight times and ranks 12th in the SEC in steals per game (2.3). Her ability to read the team's needs, has yielded a box score that has two post players and a freshman guard among the team's top three scorers so far this season – a first in the Dawn Staley era.

## Movin' On Up

South Carolina seniors Ashley Bruner and Ieasia Walker have made the most of their time in the Garnet and Black, posting and heading toward significant milestones while moving up the all-time leaderboards in several categories.

Bruner made the first move by becoming just the 26th Gamecock to pull down at least 500 career rebounds, hitting the mark as part of her seven-rebound outing at Seton Hall (Dec. 2). Currently 25th on the total rebounding list with 539, she can move into the top 20 with 49 more boards, which would tie her for the 20th spot with Ilona Burgrova (2005-08). With 61 more rebounds this season, Bruner will join just 17 other Gamecocks to reach 600 career boards.

Walker became just the 13th Gamecock to amass at least 200 career steals with her five against Western Carolina (Dec. 29). Currently with 202 steals, she needs just 10 more to join Shaunzinski Gortman (1999-2002) and Sharon Rivers (1980-83) in the all-time top 10. With 963 career points, Walker is on track to join the Gamecocks' 1,000-point club as the 28th member, only 11 of whom have also posted at least 200 steals.

## 2012-13 Double-Doubles

### Aleighsa Welch (6)

11/15	Savannah State	13 pts/12 rebs
11/22	vs. Hampton	16 pts/11 rebs
11/23	vs. Florida Gulf Coast	14 pts/11 rebs
11/28	Drexel	12 pts/15 rebs
12/2	at Seton Hall	14 pts/10 rebs
12/21	SC State	16 pts/14 rebs

### Tiffany Mitchell (2)

12/2	at Seton Hall	13 pts/11 rebs
12/21	SC State	21 pts/11 rebs

### Ashley Bruner (1)

11/24	vs. DePaul	11 pts/12 rebs
-------	------------	----------------

## AP Top 25

(Week of Jan. 7)

1.	Baylor	12-1
2.	Notre Dame	12-1
3.	Connecticut	12-0
4.	Duke	13-0
5.	Stanford	13-1
6.	Kentucky	14-1
7.	California	12-1
8.	Penn State	12-2
9.	Tennessee	11-3
10.	Maryland	11-3
11.	North Carolina	15-1
12.	Purdue	13-2
13.	Georgia	13-2
14.	UCLA	11-2
15.	Louisville	12-3
16.	Oklahoma	12-2
17.	Kansas	11-2
18.	<b>South Carolina</b>	<b>13-2</b>
19.	Florida State	12-2
20.	Texas A&M	12-4
21.	Oklahoma State	11-2
22.	Dayton	12-1
23.	Colorado	11-2
24.	Miami (Fla.)	12-2
25.	Iowa State	11-1

## USA Today Coaches Top 25

(Week of Jan. 7)

1.	Baylor	12-1
2.	Connecticut	12-0
3.	Notre Dame	12-1
4.	Stanford	13-1
5.	Duke	13-0
6.	Kentucky	14-1
7.	California	12-1
8.	Penn State	12-2
9.	Tennessee	11-3
10.	Maryland	11-3
11.	Purdue	13-2
12.	Georgia	13-2
13.	Louisville	12-3
14.	Oklahoma	12-2
15.	UCLA	11-2
16.	<b>South Carolina</b>	<b>13-2</b>
17.	Dayton	12-1
18.	Oklahoma State	11-2
19.	Kansas	11-2
20.	North Carolina	15-1
21.	Texas A&M	12-4
22.	Florida State	12-2
23.	Nebraska	11-4
24.	Iowa State	11-1
25.	Miami (Fla.)	12-2

## South Carolina's Record When...

	SEC Only	All Games
Record.....	1-1	13-2
Playing a ranked opponent.....	0-1	0-2
Playing at home .....	0-1	7-2
Playing on the road .....	1-0	3-0
Playing at neutral site .....	0-0	3-0
Leading at half .....	1-0	12-0
Trailing at half .....	0-1	1-2
Tied at half .....	0-0	0-0
Playing an overtime game .....	0-0	1-0
0 players score in double-figures .....	0-0	0-0
1 player scores in double-figures .....	0-0	2-0
2 players score in double-figures .....	1-0	4-1
3 players score in double-figures .....	0-1	5-1
4 players score in double-figures .....	0-0	1-0
5 players score in double-figures .....	0-0	1-0
Starters outscore opponent's starters .....	1-0	13-0
Opponent's starters score equal/more .....	0-1	0-2
Bench outscores opponent's bench .....	1-0	8-1
Opponent's bench scores equal/more.....	0-1	5-1
Shooting 50% or better .....	0-0	1-0
Shooting between 40-49% .....	0-0	6-0
Shooting between 30-39% .....	1-0	6-0
Shooting less than 30% .....	0-1	0-2
Opponent shoots 50% or better.....	0-1	0-1
Opponent shoots between 40-49% .....	0-0	2-1
Opponent shoots between 30-39% .....	1-0	7-0
Opponent shoots less than 30%.....	0-0	4-0
Shooting better than opponent.....	0-0	10-0
Shooting worse than/equal to opponent .....	1-1	3-2
Having more FTs made than opponent .....	1-0	9-0
Having equal/less FTs made than opponent .....	0-1	4-2
Outrebounding opponent .....	1-1	13-1
Having equal/less rebounds than opponent .....	0-0	0-1
Having more TOs than opponent .....	0-0	3-0
Having equal or less TOs than opponent.....	1-1	10-2
Attempting more FT than 3FG.....	1-0	11-0
Attempting equal/less FT than 3FG .....	0-1	2-2
Making 5 or more 3FGs.....	0-0	5-0
Making less than 5 3FGs.....	1-1	8-2
Making no 3 FGs.....	1-0	4-0
Attempting 15 or more 3FGs.....	0-1	6-2
Attempting less than 15 3FGs.....	1-0	7-0

	SEC Only	All Games
No South Carolina players foul out.....	1-1	13-2
One or more South Carolina players foul out.....	0-0	0-0
Having 10 or more assists.....	0-0	6-0
Having less than 10 assists.....	1-1	7-2
Scoring more pts. in paint than opponent .....	1-0	13-0
Scoring equal/less pts. in paint than opponent .....	0-1	0-2
Scoring more pts. off TOs than opponent .....	1-1	12-2
Scoring equal/less pts. off TOs than opponent.....	0-0	1-0
Scoring more 2nd-chance pts. ....	1-0	13-0
Scoring equal/less 2nd-chance pts.....	0-1	0-2
Scoring more fast break pts.....	1-0	10-0
Scoring equal/less fast break pts.....	0-1	3-2
Wearing white uniforms.....	0-1	9-2
Wearing black uniforms .....	1-0	4-0
Wearing garnet uniforms.....	0-0	0-0
Playing in tournaments/classics .....	0-0	3-0
Playing on live television .....	0-1	3-2
Playing in November.....	0-0	8-0
Playing in December .....	0-0	4-1
Playing in January .....	1-1	1-1
Playing in February .....	0-0	0-0
Playing in March.....	0-0	0-0
Playing during the day.....	1-0	8-0
Playing at night.....	0-1	5-2
Playing on Sunday.....	1-0	4-0
Playing on Monday.....	0-0	1-0
Playing on Tuesday.....	0-0	0-0
Playing on Wednesday.....	0-0	2-1
Playing on Thursday.....	0-1	2-1
Playing on Friday .....	0-0	3-0
Playing on Saturday.....	0-0	2-0
Margin is 5 pts. or less.....	0-0	1-1
Margin is between 6-10.....	0-0	1-0
Margin is between 11-20.....	1-1	6-1
Margin is more than 20.....	0-0	5-0
Having a 20-pt. scorer.....	0-0	1-0
Having a 30-pt. scorer.....	0-0	0-0
Scoring 49 points or less.....	0-0	1-1
Scoring 50-59 points.....	0-1	3-1
Scoring 60-69 points.....	1-0	6-0
Scoring 70-79 points.....	0-0	2-0
Scoring 80-89 points.....	0-0	1-0
Scoring 90-99 points.....	0-0	0-0

## 2012-13 Team High / Low

South Carolina	Game Highs		Game Lows	
POINTS	82	at Louisiana Tech 11/12/12	45	vs. Hampton, 11/22/12
FIELD GOALS MADE	31	Savannah State, 11/15/12 Elon, 11/9/12	14	at Mississippi State, 1/6/13
FIELD GOAL ATTEMPTS	70	Elon, 11/9/12	39	at Mississippi State, 1/6/13
FIELD GOAL PERCENTAGE	.500 (28-56)	Western Carolina, 12/29/12	.286 (18-63)	Stanford, 12/19/12
3 PT FIELD GOALS MADE	9	Savannah State, 11/15/12	0	at Mississippi State, 1/6/13 vs. DePaul, 11/24/12 Clemson, 11/18/12 Elon, 11/9/12
3 PT FG ATTEMPTS	25	Savannah State, 11/15/12	2	at Mississippi State, 1/6/13
3 PT FG PERCENTAGE	.667 (6-9)	Western Carolina, 12/29/12	.000 (0-14)	Clemson, 11/18/12 Elon, 11/9/12
FREE THROWS MADE	32	at Mississippi State, 1/6/13	4	Western Carolina, 12/29/12
FREE THROW ATTEMPTS	50	at Mississippi State, 1/6/13	13	vs. Florida Gulf Coast, 11/23/12 Savannah State, 11/15/12
FREE THROW PERCENTAGE	.643 (9-14)	Stanford, 12/19/12	.286 (4-14)	Western Carolina, 12/29/12
REBOUNDS	57	vs. Hampton, 11/22/12	31	Stanford, 12/19/12
ASSISTS	20	at Louisiana Tech 11/12/12	1	vs. DePaul, 11/24/12
STEALS	15	Furman, 12/9/12	4	Savannah State, 11/15/12
BLOCKED SHOTS	9	Furman, 12/9/12	0	vs. Florida Gulf Coast, 11/23/12
TURNOVERS	29	vs. Hampton, 11/22/12	7	Stanford, 12/19/12 at Louisiana Tech 11/12/12
FOULS	19	Stanford, 12/19/12 Clemson, 11/18/12	8	at Seton Hall, 12/2/12

Opponent	Game Highs		Game Lows	
POINTS	73	Tennessee, 1/3/13	34	vs. Hampton, 11/22/12
FIELD GOALS MADE	28	Tennessee, 1/3/13	11	Furman, 12/9/12 vs. Hampton, 11/22/12 Clemson, 11/18/12
FIELD GOAL ATTEMPTS	64	vs. DePaul, 11/24/12	44	vs. Florida Gulf Coast, 11/23/12
FIELD GOAL PERCENTAGE	.500 (28-56)	Tennessee, 1/3/13	.193 (11-57)	vs. Hampton, 11/22/12
3 PT FIELD GOALS MADE	7	Drexel, 11/28/12 vs. Florida Gulf Coast, 11/23/12	0	Stanford, 12/19/12
3 PT FG ATTEMPTS	29	vs. Florida Gulf Coast, 11/23/12	4	Stanford, 12/19/12
3 PT FG PERCENTAGE	.583 (7-12)	Drexel, 11/28/12	.000 (0-4)	Stanford, 12/19/12
FREE THROWS MADE	20	Clemson, 11/18/12	2	at Seton Hall, 12/2/12
FREE THROW ATTEMPTS	24	Clemson, 11/18/12 at Louisiana Tech 11/12/12	4	at Seton Hall, 12/2/12
FREE THROW PERCENTAGE	1.000 (10-10)	Furman, 12/9/12	.500 (2-4)	at Seton Hall, 12/2/12
REBOUNDS	42	Stanford, 12/19/12	20	vs. Florida Gulf Coast, 11/23/12
ASSISTS	12	Drexel, 11/28/12 at Louisiana Tech 11/12/12	2	Furman, 12/9/12
STEALS	13	vs. Hampton, 11/22/12	0	Furman, 12/9/12
BLOCKED SHOTS	11	Tennessee, 1/3/13 Stanford, 12/19/12	0	vs. DePaul, 11/24/12 at Louisiana Tech 11/12/12
TURNOVERS	24	Furman, 12/9/12	11	vs. DePaul, 11/24/12
FOULS	33	SC State, 12/21/12	13	Tennessee, 1/3/13 Savannah State, 11/15/12



# Staley Era Team Records

## Scoring

Most	Points
1. at Clemson, 11/19/09	92
2. vs. North Carolina, 12/20/09	85
3. at Louisiana Tech, 11/12/12	82
4. at Alabama, 1/10/10	80
vs. Eastern Michigan, 3/17/12	80

Fewest	Points
1. at Stanford, 11/26/10	32
2. vs. Georgia, 3/4/11	34
3. vs. Mississippi State, 3/5/09	39
4. at Mississippi State, 2/26/09	41
5. at Penn State, 11/16/08	42

Fewest Allowed	Points
1. vs. South Carolina State, 12/14/11	21
2. vs. Presbyterian, 11/27/11	24
3. vs. Furman, 12/11/11	33
vs. Savannah State, 12/5/10	33
5. vs. Hampton, 11/22/12	34
vs. Ohio University, 11/28/08	34

Most Allowed	Points
1. at Clemson, 11/19/09	94
2. vs. North Carolina, 12/20/09	93
3. vs. Xavier, 11/12/10	84
4. at Tennessee, 2/17/11	82
at Florida, 2/22/09	82

## Margin of Outcome

Victory	Score	Margin
1. vs. South Carolina State, 12/14/11	66-21	+45
2. vs. Furman, 12/11/11	72-33	+39
3. vs. Furman, 12/9/12	69-35	+34
4. vs. Elon, 11/9/12	77-44	+33
5. vs. Eastern Michigan, 3/17/12	80-48	+32

Defeat	Score	Margin
1. at Stanford, 11/26/10	32-70	-38
2. vs. Georgia, 3/4/11	34-66	-32
3. vs. Stanford, 12/19/08	47-78	-31
4. at Penn State, 11/21/10	48-78	-30
5. vs. Connecticut, 12/28/08	48-77	-29

## Field Goals

Made	FGM
1. vs. North Carolina, 12/20/09	34
at Clemson, 11/19/09	34
3. vs. North Carolina, 12/18/11	33
4. vs. Eastern Michigan, 3/17/12	32
5. 6 Times, Last vs. Savannah State, 11/15/12	31
vs. Elon, 11/9/12	31

Attempts	FGA
1. vs. Penn State, 11/20/11	76
2. at Clemson, 11/19/09	74
3. vs. Tennessee, 1/20/11	73
4. vs. NC State, 12/13/09	71
5. vs. Elon, 11/9/12	70
vs. North Carolina, 12/18/11	70
at Florida, 2/22/09	70

Highest Percentage (Min. 40 FGA)	FGM-A	Pct
1. at Alabama, 1/10/10	31-52	.596
2. at Alabama, 2/19/12	25-45	.556
3. vs. Kentucky, 1/14/10	31-56	.554
4. vs. Eastern Michigan, 3/17/12	32-60	.533
5. vs. Presbyterian, 12/28/10	25-48	.521

Lowest Percentage (Min. 40 FGA)	FGM-A	Pct
1. at Stanford, 11/26/10	12-55	.218
2. vs. Georgia, 3/4/11	12-52	.231
3. at Kentucky, 2/5/09	13-55	.236
4. at Georgia, 1/2/11	13-54	.241
5. at Penn State, 11/21/10	17-70	.243

Lowest Allowed	FGM-A	Pct
1. vs. South Carolina State, 12/14/11	6-48	.125
2. vs. Hampton, 11/22/12	11-57	.193
3. vs. Furman, 12/9/12	11-46	.239
vs. Clemson, 11/18/12	11-46	.239
5. vs. Presbyterian, 11/27/11	10-40	.250
vs. Furman, 12/11/11	11-44	.250

Highest Allowed	FGM-A	Pct
1. vs. Connecticut, 12/28/08	35-62	.565
vs. Florida, 1/9/11	26-46	.565
3. vs. Xavier, 11/12/10	34-61	.557
4. at Kentucky, 1/13/11	30-55	.545
5. vs. Vanderbilt, 2/27/11	27-50	.540

## 3-Point Field Goals

Made	3FGM
1. vs. Savannah State, 11/15/12	9
at Arkansas, 2/6/11	9
at Ole Miss, 1/16/11	9
vs. North Carolina, 12/18/11	9
vs. Ole Miss, 1/26/12	9

Attempts	3FGA
1. vs. Penn State, 11/20/11	29
2. vs. North Carolina, 12/19/10	28
3. vs. Savannah State, 11/15/12	25
at Ole Miss, 1/16/11	25
5. vs. Georgia, 2/16/12	23
vs. Boston University, 12/28/09	23
at Florida, 2/22/09	23

Percentage (Min. 5 3FGA)	3FGM-A	Pct
1. vs. Western Carolina, 12/29/12	6-9	.667
at Alabama, 1/10/10	8-12	.667
vs. Charlotte, 12/21/08	8-12	.667
4. vs. Florida, 2/12/12	8-13	.615
5. at Alabama, 2/19/12	5-9	.556

## Free Throws

Made	FTM
1. at Mississippi State, 1/6/13	32
2. vs. SC State, 12/21/12	27
3. at Ole Miss, 1/22/09	26
4. vs. Charlotte, 12/21/08	24
5. at Georgia, 1/2/11	23
vs. Auburn, 1/8/09	23

Attempts	FTA
1. at Mississippi State, 1/6/13	50
2. vs. SC State, 12/21/12	44
3. at Xavier, 11/30/11	38
4. vs. Clemson, 11/18/12	35
5. at Georgia, 1/2/11	34
vs. Penn State, 11/22/09	34
at Clemson, 11/19/09	34

Percentage (Min. 10 FTA)	FTM-A	Pct
1. vs. Auburn, 1/2/09	23-26	.885
2. vs. San Diego State, 11/28/09	14-16	.875
3. at Tennessee, 1/7/10	10-12	.833
4. at Auburn, 2/4/10	9-11	.818
5. vs. Davidson, 11/24/08	13-16	.813

## Rebounding

Total	Rebs
1. vs. Hampton, 11/22/12	57
2. vs. Elon, 11/9/12	53
vs. Brown, 12/29/09	53
4. vs. High Point, 12/5/08	52
5. vs. Savannah State, 11/15/12	50

Offensive	ORebs
1. vs. Elon, 11/9/12	29
2. vs. College of Charleston, 11/23/11	27
3. vs. Savannah State, 11/15/12	25
vs. Penn State, 11/20/11	25
at Penn State, 11/21/10	25

Defensive	DRebs
1. vs. Hampton, 11/22/12	39
2. vs. Charlotte, 11/16/09	35
3. at Ole Miss, 1/22/09	33
4. vs. DePaul, 11/24/12	32
vs. Jacksonville, 12/30/08	32

Margin	Rebs	Margin
1. vs. Florida Gulf Coast, 11/23/12	46-20	+26
2. vs. Hampton, 11/22/12	57-32	+25
3. vs. Savannah State, 11/15/12	50-26	+24
4. vs. Alabama, 1/23/11	49-27	+22
5. vs. Jacksonville, 12/30/08	45-24	+21

## Assists

Game	Assists
1. at Louisiana Tech, 11/12/12	22
vs. Eastern Michigan, 3/17/12	22
3. vs. Alabama, 2/15/09	20
4. vs. North Carolina, 12/18/11	19
at Alabama, 1/10/10	19
vs. North Carolina, 12/20/09	19
vs. High Point, 12/5/08	19

## Steals

Game	Steals
1. vs. Furman, 12/11/11	21
2. vs. NC State, 12/12/10	16
vs. USC Upstate, 12/16/08	16
4. vs. Furman, 12/9/12	15
vs. High Point, 12/2/09	15
vs. Davidson, 11/24/08	15

## Blocked Shots

Game	Blocks
1. vs. Eastern Michigan, 3/17/12	11
vs. Furman, 12/11/11	11
3. vs. Furman, 12/9/12	9
at NC State, 12/4/11	9
vs. Alabama A&M, 11/14/11	9

## Turnovers

Fewest	TOs
1. at Tennessee, 2/2/12	4
2. vs. Georgia, 3/2/12	5
vs. Ole Miss, 3/3/11	5
4. vs. Stanford, 12/19/12	7
at Louisiana Tech, 11/12/12	7
vs. Tennessee, 3/3/12	7

Most	TOs
1. at Wake Forest, 12/3/08	32
2. vs. Hampton, 11/22/12	29
vs. Kentucky, 1/15/12	29
4. at Kentucky, 1/13/11	28
5. vs. Jacksonville, 12/30/08	26

# The Last Time ...

## Individual

### Scored 50 Points

**South Carolina** 51, Jocelyn Penn vs. Stetson, 1/4/03  
**Opponent** Never

### Scored 40 Points

**South Carolina** 51, Jocelyn Penn vs. Stetson, 1/4/03  
**Opponent** 46, Cornelia Gayden, LSU, 1/14/95

### Scored 30 Points

**South Carolina** 30, Ieasia Walker vs. Clemson, 11/18/10  
**Opponent** 32, LaQueta Ferguson, Florida International, 11/25/07

### Grabbed 20 Rebounds

**South Carolina** 25, Kelsey Bone vs. Boston University, 12/28/09  
**Opponent** 24, Courtney Paris, Oklahoma, 12/30/07

### Grabbed 15 Rebounds

**South Carolina** 15, Aleighsa Welch vs. Drexel, 11/28/12  
**Opponent** 15, Chiney Ogwumike, Stanford, 12/19/12

### Two Players with 20 or More Points

**South Carolina** La'Keisha Sutton 21/Markeshia Grant 20 vs. North Carolina, 12/18/11  
**Opponent** Angie Bjorklund 23/Shekinna Stricklen 21, Tennessee, 1/17/10

### Two Players with 10 or More Rebounds

**South Carolina** Aleighsa Welch 14/Tiffany Mitchell 11 vs. SC State, 12/21/12  
**Opponent** Chiney Ogwumike 10/Nnemkadi Ogwumike 10, Stanford, 3/24/12

### Had 10 Assists

**South Carolina** 10, Samone Kennedy at Florida, 2/24/08  
**Opponent** 11, Marneshia Richard, Mississippi State, 1/21/07

### Had Five Steals

**South Carolina** 5, Ieasia Walker vs. Western Carolina, 12/29/12  
**Opponent** 5, Sam Ramirez, Appalachian State, 3/16/11

### Had Five Blocked Shots

**South Carolina** 5, Elem Ibiyam vs. Western Carolina, 12/29/12  
**Opponent** 7, Isabelle Harrison, Tennessee, 1/3/13

### Had a Double-Double

**South Carolina** Aleighsa Welch (16 pts/14 rebs) / Tiffany Mitchell 21 pts/11 rebs) vs. SC State, 12/21/12  
**Opponent** Isabelle Harrison (18 pts/14 rebs), Tennessee, 1/3/13

### Two Players had a Double-Double

**South Carolina** Aleighsa Welch (16 pts/14 rebs) and Tiffany Mitchell 21 pts/11 rebs) vs. SC State, 12/21/12  
**Opponent** Chiney Ogwumike (11 pts/10 rebs)/Nnemkadi Ogwumike (39 pts/10 rebs), Stanford, 3/24/12

### Had a Triple-Double

**South Carolina** Iva Sliskovic (18 pts, 15 rebs, 10 assts) vs. High Point, 12/20/06  
**Opponent** Never

## Team

### Scored 100 Points

**South Carolina** 102 vs. North Carolina A&T, 3/21/08  
**Opponent** 103, Clemson, 11/21/03

### Won by 30 or More Points

**South Carolina** 69-35 (34) vs. Furman, 12/9/12  
**Opponent** 66-34 (32), Georgia, 3/4/11

### Shot 65% or Better from the Field

**South Carolina** .652 (45-69) vs. East Tennessee State, 12/19/00  
**Opponent** Never

### Shot 60% or Better from the Field

**South Carolina** .608 (31-51) vs. Jackson State, 12/7/07  
**Opponent** .604 (29-48), Vanderbilt, 1/18/01

### Shot 50% or Better from the Field

**South Carolina** .500 (28-56) vs. Western Carolina, 12/29/12  
**Opponent** .500 (28-56), Tennessee, 1/3/13

### No Players in Double-Figure Points

**South Carolina** at Auburn, 1/19/12  
**Opponent** SC State, 12/14/11

### Five Players in Double-Figure Points

**South Carolina** at Louisiana Tech, 11/12/12  
**Opponent** Arkansas, 2/14/10

### Faced AP Top-25 Opponent

**Win** 72-61 at No. 13 Purdue, 3/19/12  
**Loss** 53-73 vs. No. 12 Tennessee, 1/3/13

### Faced AP Top-10 Opponent

**Win** 64-60 at No. 8 Tennessee, 2/2/12  
**Loss** 49-53 vs. No. 1 Stanford, 12/19/12

### Faced AP Top-5 Opponent

**Win** 70-66 vs. No. 5 Vanderbilt, 1/28/98  
**Loss** 49-53 vs. No. 1 Stanford, 12/19/12

### Faced AP No. 1 Team

**Win** Never  
**Loss** 49-53 vs. No. 1 Stanford, 12/19/12

### Overtime Game

**Win** 64-62 at Arkansas, 2/6/11  
**Loss** 60-74 vs. Vanderbilt, 2/27/11

### Double-Overtime Game

**Win** 92-91 at Florida State, 2/4/91  
**Loss** 92-94 at Clemson, 11/19/09

### South Carolina Was Ranked (AP Poll)

**AP No. 1** Never  
**AP Top 10** No. 10, 2/18/02  
**AP Top 25** No. 18, 1/7/13



# Ashley Bruner

#21

**6-0 • Senior  
Forward  
Norman, Okla.  
Norman**

### Miscellaneous Stats

	2012-13 Games	Career Games	Career Record
Double-Double	1	6	3-3
10+ Points	7	27	20-7
10+ Rebounds	3	9	6-3
Tm-High Points	6	12	9-3
Tm-High Rebs.	5	28	15-13
Tm-High Assts.	4	8	6-2

- Has started every game this season
- Ranks 10th in SEC in rebounds per game and eighth in offensive rebounds per game (3.3)
- Holds fifth place in SEC with 2.5 steals per league game
- Is thriving in team's inside-first offensive mentality, averaging 8.9 field goal attempts per game this season, compared to 6.4 last season
- Has one double-double this season (vs. DePaul)
- Led team in scoring five times (Elon, at LA Tech, Clemson, vs. FGCU, vs. DePaul)
- Led team in rebounding five times (Savannah State, Clemson, vs. Hampton, vs. DePaul, Stanford)
- Has scored in double figures seven times (Elon, at LA Tech, Clemson, vs. FGCU, vs. DePaul, Drexel, Tennessee)
- Scored five of her seven points at Mississippi State (Jan. 6) at the free throw line, including four during an 8-2 run in the first half to open a nine-point lead
  - Snagged four of her six rebounds against Tennessee (Jan. 3) on the offensive end and scored 10 of her 12 points in the first half while adding four steals in the game
  - Pulled down her 500th career rebound at Seton Hall (Dec. 2), making her the 26th Gamecock to reach the plateau
  - Ranks fourth among active SEC players and 25th in school history in career rebounds (523) – needs 34 to reach Melanie Johnson (2005-07) in 24th place
- Snagged five of her eight rebounds against SC State (Dec. 21) on the offensive end to help her tie her career high with four assists
- Battled Stanford's frontcourt (Dec. 19) for a team-high eight rebounds in near miss against nation's top team
- All-Tournament selection at the Paradise Jam after averaging 10.3 points and 9.3 rebounds over the three games at the event
- Posted all of her 12 points and eight rebounds vs. Drexel (Nov. 28) after halftime, including the game-winning basket and final defensive rebound in overtime
- Posted her first double-double of the season against DePaul (Nov. 24) with 11 points and 12 rebounds

### Career Highs – All Games

**Pts** ..... 18 vs. Savannah State, 12/5/10  
**FG** .... 8, 2x, last, at LA Tech, 11/12/12  
**FGA**.. 16 vs. Alabama A&M, 11/14/11  
**FG %**..... 1.00 (8-8) vs. Florida, 1/9/11  
**FT**..... 6 vs. Charlotte, 3/20/11  
**FTA**..... 12 at Mississippi State, 1/6/13  
**FT %**..... 1.00 (4-4), 2x, last, vs. Auburn, 1/19/12  
**Rebs**..... 18 vs. Penn State, 11/20/11  
**Off Rebs**..... 9 vs. Penn State, 11/20/11  
**Def Rebs**..... 9 vs. Penn State, 11/20/11  
**Blks**..... 4, 2x, last, vs. Savannah St., 12/5/10  
**Stls**..... 5 at Seton Hall, 12/2/12  
**Assts** .... 4, 2x, last vs. SC St., 12/21/12  
**Min**..... 37 vs. DePaul, 11/24/12

### Career – SEC Games

**Pts** ..... 16, 2x, last vs. Florida, 1/9/11  
**FG** ..... 8 vs. Florida, 1/9/11  
**FGA**.. 11, 2x, last vs. Arkansas, 2/26/12  
**FG %**... 1.000 (8-8) vs. Florida, 1/9/11  
**FT**..... 5 at Mississippi State, 1/6/13  
**FTA**..... 12 at Mississippi State, 1/6/13  
**FT %**... 1.000 (4-4) vs. Auburn, 1/19/12  
**Rebs** ... 11, 2x, last vs. Kentucky, 2/23/12  
**Off Rebs** ... 6, 3x, last vs. Ark., 2/26/12  
**Def Rebs**..... 5, 3x, last vs. Ky., 2/23/12  
**Blks** ... 2, 6x, last vs. Arkansas, 2/26/12  
**Stls**..... 4 vs. Tennessee, 1/3/13  
**Assts** ... 2, 2x, last at Tennessee, 2/2/12  
**Min**..... 34, 2x, last at LSU, 2/24/11

### Season Highs – All Games

**Pts** ..... 17 at LA Tech, 11/12  
**FG** ..... 8 at LA Tech, 11/12  
**FGA**..... 14 vs. Drexel, 11/28  
**FG %**... .800 (8-10) at LA Tech, 11/12  
**FT**..... 5 at Mississippi State, 1/6  
**FTA**..... 12 at Mississippi State, 1/6  
**FT %** ... .750 (3-4) vs. Stanford, 12/19  
**Rebs**..... 12, 3x, last, vs. DePaul, 11/24  
**Off Rebs**..... 5, 4x, last vs. SC St., 12/21  
**Def Rebs**..... 8 vs. Hampton, 11/22  
**Blks** ..... 2, 2x, last vs. Furman, 12/9  
**Stls**..... 5 at Seton Hall, 12/2  
**Assts** ..... 4 vs. SC State, 12/21  
**Min**..... 37 vs. DePaul, 11/24

### Season Highs – SEC Games

**Pts** ..... 12 vs. Tennessee, 1/3  
**FG** ..... 4 vs. Tennessee, 1/3  
**FGA**..... 10 vs. Tennessee, 1/3  
**FG %**... .400 (4-10) vs. Tennessee, 1/3  
**FT**..... 5 at Mississippi State, 1/6  
**FTA**..... 12 at Mississippi State, 1/6  
**FT %** ... .500 (4-8) vs. Tennessee, 1/3  
**Rebs**..... 6 vs. Tennessee, 1/3  
**Off Rebs**..... 4 vs. Tennessee, 1/3  
**Def Rebs**..... 2 vs. Tennessee, 1/3  
**Blks** .....  
**Stls**..... 4 vs. Tennessee, 1/3  
**Assts** ..... 1 vs. Tennessee, 1/3  
**Min**..... 29 vs. Tennessee, 1/3

### 2012-13 Game-by-Game Stats

Date	Opponent	GS	MIN	FG-A	3FG-A	FT-A	Reb	PF	A	TO	B	S	TP	
11/9	Elon	*	24	7-11	0-0	1-5	3	0	0	2	0	0	15	
11/12	at LA Tech	*	22	8-10	0-0	1-3	2	3	3	0	0	0	17	
11/15	Savannah State	*	23	4-9	0-0	0-3	12	2	1	2	0	0	8	
11/18	Clemson	*	28	6-12	0-0	4-7	8	3	0	3	0	3	16	
11/22	vs. Hampton	*	28	2-6	0-0	1-9	12	2	2	5	0	1	5	
11/23	vs. Fla. Gulf Coast	*	27	7-12	0-1	1-3	4	2	1	3	0	1	15	
11/24	vs. DePaul	*	37	5-10	0-0	1-7	12	1	0	4	1	1	11	
11/28	Drexel	*	35	5-14	0-0	2-7	8	0	2	3	2	4	12	
12/2	at Seton Hall	*	30	4-8	0-1	1-4	7	1	2	3	0	5	9	
12/9	vs. Furman	*	21	1-6	0-0	0-0	5	2	1	2	2	1	2	
12/19	#1/1 Stanford	*	35	1-9	0-0	3-4	8	3	1	2	0	2	5	
12/21	SC State	*	25	0-5	0-0	1-6	8	0	4	1	2	1	1	
12/29	Western Carolina	*	29	2-8	0-1	0-2	5	0	2	1	1	2	4	
1/3	#12/13 Tennessee	*	29	4-10	0-0	4-8	6	0	1	1	0	4	12	
1/6	at Mississippi State	*	22	1-3	0-0	5-12	5	3	0	2	0	1	7	
<b>Totals</b>			<b>15</b>	<b>415</b>	<b>57-133</b>	<b>0-03</b>	<b>25-80</b>	<b>105</b>	<b>22</b>	<b>20</b>	<b>34</b>	<b>8</b>	<b>26</b>	<b>139</b>
				<b>27.7</b>	<b>.429</b>	<b>.000</b>	<b>.313</b>	<b>7.0</b>		<b>1.3</b>			<b>1.7</b>	<b>9.3</b>
<i>SEC Totals</i>			<i>2</i>	<i>51</i>	<i>5-13</i>	<i>0-0</i>	<i>9-20</i>	<i>11</i>	<i>3</i>	<i>1</i>	<i>3</i>	<i>0</i>	<i>5</i>	<i>19</i>
				<i>25.5</i>	<i>.385</i>	<i>—</i>	<i>.450</i>	<i>5.5</i>					<i>2.5</i>	<i>9.5</i>



# ASIA DOZIER

- Has played in every game this season
- Has scored in double figures one time (Savannah State)
- Buried a 3-pointer as part of team's 12-4 run to close the first half and establish a substantial lead over SC State (Dec. 21)
- Hit a huge second-half 3-pointer against #1/1 Stanford (Dec. 19) to pull within two points
- Posted her first double-digit scoring game with 11 points against Savannah State (Nov. 15)
- Handed out five assists at Louisiana Tech (Nov. 12)
- Pulled down 10 rebounds in her college debut against Elon (Nov. 9)

#31

**5-10 • Freshman  
Guard  
Columbia, S.C.  
Spring Valley**

### Miscellaneous Stats

	2012-13 Games	Career Games	Career Record
Double-Double	0	0	0-0
10+ Points	1	1	1-0
10+ Rebounds	1	1	1-0
5+ Assists	1	1	1-0
Tm-High Points	0	0	0-0
Tm-High Rebs.	0	0	0-0
Tm-High Assts.	0	0	0-0

### Career Highs – All Games

**Pts** ..... 11 vs. Savannah St., 11/15/12  
**FG** ..... 4 vs. Savannah St., 11/15/12  
**FGA** ..... 10 vs. Savannah St., 11/15/12  
**FG %** ..... .400 (4-10) vs. Sav. St., 11/15/12  
**3FG** ..... 3 vs. Savannah St., 11/15/12  
**3FGA** ..... 9, 2x, last, vs. SC State, 12/21/12  
**3FG %** ..... .333 (3-9) vs. Sav. St., 11/15/12  
**FT** ..... 4 vs. Elon, 11/9/12  
**FTA** ..... 7 vs. Elon, 11/9/12  
**FT %** ..... 1.00 (2-2) vs. Hampton, 11/22/12  
**Rebs** ..... 10 vs. Elon, 11/9/12  
**Off Rebs** ..... 4 vs. Elon, 11/9/12  
**Def Rebs** ..... 6 vs. Elon, 11/9/12  
**Blks** ..... 1, 2x, last vs. Furman, 11/9/12  
**Stls** ..... 2 at LA Tech, 11/12/12  
**Assts** ..... 5 at LA Tech, 11/12/12  
**Min** ..... 26 vs. Elon, 11/9/12

### Career – SEC Games

**Pts** ..... 3 vs. Tennessee, 1/3/13  
**FG** ..... 1 vs. Tennessee, 1/3/13  
**FGA** ..... 7 vs. Tennessee, 1/3/13  
**FG %** ..... .143 (1-7) vs. Tennessee, 1/3/13  
**3FG** ..... 1 vs. Tennessee, 1/3/13  
**3FGA** ..... 5 vs. Tennessee, 1/3/13  
**3FG %** ..... .200 (1-5) vs. Tennessee, 1/3/13  
**FT** ..... 1 at Mississippi State, 1/6/13  
**FTA** ..... 2 at Mississippi State, 1/6/13  
**FT %** ..... .500 (1-2) at Miss. State, 1/6/13  
**Rebs** ..... 2, 2x, at Miss. State, 1/6/13  
**Off Rebs** ..... 1 vs. Tennessee, 1/3/13  
**Def Rebs** ..... 2 at Mississippi St., 1/6/13  
**Blks** ..... 1 at Mississippi State, 1/6/13  
**Stls** .....  
**Assts** .....  
**Min** ..... 17 vs. Tennessee, 1/3/13

### Season Highs – All Games

**Pts** ..... 11 vs. Savannah St., 11/15  
**FG** ..... 4 vs. Savannah St., 11/15  
**FGA** ..... 10 vs. Savannah St., 11/15  
**FG %** ..... .400 (4-10) vs. Sav. St., 11/15  
**3FG** ..... 3 vs. Savannah St., 11/15  
**3FGA** ..... 9, 2x, last, vs. SC State, 12/21  
**3FG %** ..... .333 (3-9) vs. Sav. St., 11/15  
**FT** ..... 4 vs. Elon, 11/9  
**FTA** ..... 7 vs. Elon, 11/9  
**FT %** ..... 1.00 (2-2) vs. Hampton, 11/22  
**Rebs** ..... 10 vs. Elon, 11/9  
**Off Rebs** ..... 4 vs. Elon, 11/9  
**Def Rebs** ..... 6 vs. Elon, 11/9  
**Blks** ..... 1, 2x, last vs. Furman, 11/9/12  
**Stls** ..... 2 at LA Tech, 11/12  
**Assts** ..... 5 at LA Tech, 11/12  
**Min** ..... 26 vs. Elon, 11/9

### Season Highs – SEC Games

**Pts** ..... 3 vs. Tennessee, 1/3  
**FG** ..... 1 vs. Tennessee, 1/3  
**FGA** ..... 7 vs. Tennessee, 1/3  
**FG %** ..... .143 (1-7) vs. Tennessee, 1/3  
**3FG** ..... 1 vs. Tennessee, 1/3  
**3FGA** ..... 5 vs. Tennessee, 1/3  
**3FG %** ..... .200 (1-5) vs. Tennessee, 1/3  
**FT** ..... 1 at Mississippi State, 1/6  
**FTA** ..... 2 at Mississippi State, 1/6  
**FT %** ..... .500 (1-2) at Miss. State, 1/6  
**Rebs** ..... 2, 2x, at Miss. State, 1/6  
**Off Rebs** ..... 1 vs. Tennessee, 1/3  
**Def Rebs** ..... 2 at Mississippi State, 1/6  
**Blks** ..... 1 at Mississippi State, 1/6  
**Stls** .....  
**Assts** .....  
**Min** ..... 17 vs. Tennessee, 1/3

### 2012-13 Game-by-Game Stats

Date	Opponent	GS	MIN	FG-A	3FG-A	FT-A	Reb	PF	A	TO	B	S	TP
11/9	Elon	26	0-8	0-6	4-7	10	4	0	2	1	0	4	
11/12	at LA Tech	22	2-5	1-4	0-0	2	2	5	0	0	2	5	
11/15	Savannah State	24	4-10	3-9	0-0	3	4	2	1	0	0	11	
11/18	Clemson	18	0-4	0-3	0-0	5	0	1	1	0	1	0	
11/22	vs. Hampton	19	1-8	1-4	2-2	3	3	0	2	0	0	5	
11/23	vs. Fla. Gulf Coast	16	1-6	0-5	0-0	1	5	1	2	0	0	2	
11/24	vs. DePaul	4	0-1	0-1	0-0	1	0	0	0	0	0	0	
11/28	Drexel	14	1-8	1-6	0-0	1	0	1	0	0	1	3	
12/2	at Seton Hall	10	0-1	0-0	0-0	1	0	0	0	0	0	0	
12/9	vs Furman	21	1-5	1-5	1-2	2	2	0	0	1	0	4	
12/19	#1/1 Stanford	8	2-4	1-3	0-0	0	1	0	0	0	0	5	
12/21	SC State	21	1-9	1-9	0-2	4	1	3	2	0	1	3	
12/29	Western Carolina	17	2-6	1-1	0-3	2	1	1	2	1	1	5	
1/3	#12/13 Tennessee	17	1-7	1-5	0-0	2	0	0	1	0	0	3	
1/6	at Mississippi State	9	0-0	0-0	1-2	2	0	0	0	1	0	1	
<b>Totals</b>		<b>0</b>	<b>246</b>	<b>16-82</b>	<b>11-61</b>	<b>8-18</b>	<b>39</b>	<b>23</b>	<b>14</b>	<b>13</b>	<b>4</b>	<b>6</b>	<b>51</b>
<i>SEC Totals</i>		<i>0</i>	<i>26</i>	<i>1-7</i>	<i>1-5</i>	<i>1-2</i>	<i>4</i>	<i>0</i>	<i>0</i>	<i>1</i>	<i>1</i>	<i>0</i>	<i>4</i>
			<i>13.0</i>	<i>.143</i>	<i>.200</i>	<i>.500</i>	<i>2.0</i>						<i>2.0</i>



# ELEM IBIAM

#33

**6-3 • Sophomore  
Center  
Fayetteville, Ga.  
Fayette County**

- Has played in 13 games this season, missing two due to injury (at LA Tech, Savannah St.)
- Ranks 15th in SEC in blocks (1.1) and fifth in league games only (1.5)
- Has led the team in rebounding three times (Elon, Furman, Western Carolina)
- Has grabbed double-digit rebounds once (Elon)
- Has scored in double figures once (SC State)
- Averaged 5.0 rebounds per game over last three outings (Western Carolina, Tennessee, Mississippi St.)
- Netted all five of her points at Mississippi State (Jan. 6) in the second half as Gamecocks pulled away, blocking two shots as well
- Tied her career high with five blocks against Western Carolina (Dec. 29), tying for third most in Colonial Life Arena history ... Also led team with nine rebounds and scored six of team's last eight first-half points
- Scored seven of her career-high 11 points in the first half against SC State (Dec. 21), including five as part of team's 12-4 run to close the first half to finally establish a substantial lead
  - Scored career-high eight points against Furman (Dec. 9), hitting 4-of-8 from the field while grabbing team-high nine rebounds
  - Posted her first career double-digit rebound game in season opener against Elon (Nov. 9), pulling in six of her 11 boards on the offensive end

### Miscellaneous Stats

	2012-13 Games	Career Games	Career Record
Double-Double	0	0	0-0
10+ Points	1	1	1-0
10+ Rebounds	1	1	1-0
5+ Blocks	1	2	2-0
Tm-High Points	0	0	0-0
Tm-High Rebs.	3	4	4-0
Tm-High Assts.	0	0	0-0

### Career Highs – All Games

**Pts** .....11 vs. SC State, 12/21/21  
**FG** .....4, 3x, last vs. WCU, 12/29, 12  
**FGA** .....8, 2x, last vs. WCU, 12/29/12  
**FG %** .....1.000 (2-2) vs. Tennessee, 3/3/12  
**FT** .....3, 2x, last at Miss. St., 1/6/13  
**FTA** .....5 at Mississippi State, 1/6/13  
**FT %** .....1.000 (2-2), 2x, last vs. Eastern Michigan, 3/17/12  
**Rebs** .....11 vs. Elon, 11/9/12  
**Off Rebs** .....6 vs. Elon, 11/9/12  
**Def Rebs** .....6 vs. Furman, 12/9/12  
**Blks** .....5, 2x, last vs. WCU, 12/29/12  
**Stls** .....1, 4x, last vs. WCU, 12/29/12  
**Assts** .....2 vs. Eastern Michigan, 3/17/12  
**Min** .....25 vs. WCU, 12/29/12

### Career – SEC Games

**Pts** .....6, 2x, last, vs. Alabama, 3/1/12  
**FG** .....2, 4x, last, vs. Tennessee, 3/3/12  
**FGA** .....6, 2x, last at Miss. St., 1/6/13  
**FG %** ......667, 2x, last, vs. Alabama 2/19/12  
**FT** .....3, 2x, last at Miss. St., 1/6/13  
**FTA** .....5 at Mississippi State, 1/6/13  
**FT %** ......750 (3-4) vs. Alabama, 1/1/12  
**Rebs** .....6, vs. Mississippi State 1/29/12  
**Off Rebs** .. 2, 3x, last, vs. Tenn., 3/3/12  
**Def Rebs** .....4 vs. Miss. State, 1/29/12  
**Blks** .....2 at Mississippi State, 1/6  
**Stls** .....1 vs. Alabama, 3/1/12  
**Assts** .....1 vs. Arkansas, 2/9/12  
**Min** .....19 at Mississippi State, 1/6

### Season Highs – All Games

**Pts** .....11 vs. SC State, 12/21  
**FG** .....4, 3x, last vs. WCU, 12/29  
**FGA** .....8, 2x, last vs. WCU, 12/29  
**FG %** ......800 (4-5) vs. SC State, 12/21  
**FT** ... 3, 2x, last at Mississippi State, 1/6  
**FTA** .....5 at Mississippi State, 1/6  
**FT %** ... .750 (3-4) vs. SC State, 12/21  
**Rebs** .....11 vs. Elon, 11/9  
**Off Rebs** .....6 vs. Elon, 11/9  
**Def Rebs** .....6 vs. Furman, 12/9/12  
**Blks** .....5 vs. WCU, 12/29  
**Stls** .....1, 2x, last vs. WCU, 12/29  
**Assts** .....1 vs. Furman, 12/9/12  
**Min** .....25 vs. WCU, 12/29

### Season Highs – SEC Games

**Pts** .....5 at Mississippi State, 1/6  
**FG** .....1 at Mississippi State, 1/6  
**FGA** .....6 at Mississippi State, 1/6  
**FG %** ......167 (1-6) at Miss. State, 1/6  
**FT** .....3 at Mississippi State, 1/6  
**FTA** .....5 at Mississippi State, 1/6  
**FT %** ......600 (3-5) at Miss. State, 1/6  
**Rebs** .....3, 2x, last at Mississippi St., 1/6  
**Off Rebs** .....1 at Mississippi State, 1/6  
**Def Rebs** .....3 vs. Tennessee, 1/3  
**Blks** .....2 at Mississippi State, 1/6  
**Stls** .....  
**Assts** .....  
**Min** .....19 at Mississippi State, 1/6

### 2012-13 Game-by-Game Stats

Date	Opponent	GS	MIN	FG-A	3FG-A	FT-A	Reb	PF	A	TO	B	S	TP
11/9	Elon	17	2-7	0-0	0-2	11	0	0	3	2	1	4	
11/12	at LA Tech		— DNP (Injury) —										
11/15	Savannah State		— DNP (Injury) —										
11/18	Clemson	13	2-3	0-0	2-3	0	3	0	1	0	0	6	
11/22	vs. Hampton	8	0-1	0-0	1-2	5	1	0	0	1	0	1	
11/23	vs. Fla. Gulf Coast	15	0-3	0-0	2-4	4	0	0	0	0	0	2	
11/24	vs. DePaul	10	0-0	0-0	0-0	1	1	0	0	0	0	0	
11/28	Drexel	12	1-2	0-0	1-2	3	0	0	0	0	0	3	
12/2	at Seton Hall	12	0-4	0-0	0-0	1	1	0	0	1	0	0	
12/9	vs. Furman	22	4-8	0-0	0-2	9	2	1	1	1	0	8	
12/19	#1/1 Stanford	8	0-2	0-0	0-0	3	1	0	1	0	1	0	
12/21	SC State	19	4-5	0-0	3-4	2	3	0	0	1	0	11	
12/29	Western Carolina	25	4-8	0-0	0-1	9	2	1	0	5	1	8	
1/3	#12/13 Tennessee	17	0-4	0-0	0-0	3	2	0	0	1	0	0	
1/6	at Mississippi State	19	1-6	0-0	3-5	3	0	0	0	2	0	5	
<b>Totals</b>		<b>0</b>	<b>197</b>	<b>18-53</b>	<b>0-0</b>	<b>12-25</b>	<b>54</b>	<b>16</b>	<b>2</b>	<b>6</b>	<b>14</b>	<b>3</b>	<b>48</b>
<i>SEC Totals</i>		<i>0</i>	<i>36</i>	<i>1-0</i>	<i>0-0</i>	<i>3-5</i>	<i>6</i>	<i>2</i>	<i>0</i>	<i>3</i>	<i>0</i>	<i>5</i>	
			<i>18.0</i>	<i>.100</i>	<i>—</i>	<i>.600</i>	<i>3.0</i>			<i>1.5</i>		<i>2.5</i>	



# TIFFANY MITCHELL

#25

**5-9 • Freshman • Guard**  
**Charlotte, N.C.**  
**Providence Day**

- Has started every game this season, the only freshman to earn a start
- Ranks 18th in the SEC in rebounding, second among league freshmen, and is 29th in scoring, third among freshmen
- Has led the team in scoring six times (Clemson, Drexel, Furman, SC State, WCU, Tennessee)
- Has led the team in rebounding three times (at LA Tech, vs. FGCU, at Seton Hall)
- Has posted two double-doubles (at Seton Hall, SC State)
- Has scored in double figures nine times (at LA Tech, Savannah St., Clemson, Drexel, at Seton Hall, Furman, SC State, WCU, Tennessee)
- Has pulled down double-digit rebounds three times (vs. FGCU, at Seton Hall, SC State)
- Is second on the team in scoring and ranks third in rebounding
- Tied season high with five offensive boards en route to team-high 14 points against Tennessee (Jan. 3)
  - Shot a career-best 83.3 percent (5-of-6) from field en route to team-high 12 points against Western Carolina
  - Posted the team's first 20-point game of the season and her second career double-double with career-high 21 points and 11 rebounds (tying career high) against SC State (Dec. 21)
  - Played a season-high 34 minutes against #1/1 Stanford (Dec. 19) due to her attacking offense
  - Swiped five steals against Furman (Dec. 9) while leading offense with 16 points to tie her career high
  - Posted first career double-double with 13-point, 11-rebound effort at Seton Hall (Dec. 2)
- Hit a pair of 3s against Drexel (Nov. 28), including one late in second half to help force overtime
- Named SEC Freshman of the Week after averaging 13.0 points and 6.3 rebounds over three-game span (13 at LA Tech, 10 vs. Savannah State, 16 vs. Clemson)
- Recorded first career double-digit scoring game at Louisiana Tech (Nov. 12)

### Miscellaneous Stats

	2012-13 Games	Career Games	Career Record
Double-Double	2	2	2-0
20+ Points	1	1	1-0
10+ Points	9	9	8-1
10+ Rebounds	3	3	3-0
Tm-High Points	6	6	5-1
Tm-High Rebs.	3	3	3-0
Tm-High Assts.	2	2	2-0

### Career Highs – All Games

**Pts** .....21 vs. SC State, 12/21/12  
**FG** .....8 vs. Furman, 12/9/12  
**FGA** .....17 vs. Tennessee, 1/3/13  
**FG %**... .833 (5-6) vs. WCU, 12/29/12  
**3FG** .....2, 4x, last vs. WCU, 12/29/12  
**3FGA** .....4 vs. Savannah St., 11/15/12  
**3FG %** .....1.000 (2-2), 3x, last vs. WCU, 12/29/12  
**FT** .....9 vs. SC State, 12/21/12  
**FTA** .....13 vs. SC State, 12/21/12  
**FT %**...1.00 (3-3) vs. Tennessee, 1/3/13  
**Rebs** ..11, 3x, last vs. SC State, 12/21/12  
**Off Rebs** ...5, 3x, last vs. Tenn., 1/3/13  
**Def Rebs** .8, 2x, last at Seton Hall, 12/2/12  
**Blks** .....1 vs. Stanford 12/19/12  
**Stls** .....5 vs. Furman 12/9/12  
**Assts** .....4 vs. Savannah State, 11/15/12  
**Min**...35, 2x, last at Miss. State, 1/6/13

### Career – SEC Games

**Pts** .....14 vs. Tennessee, 1/3/13  
**FG** .....5 vs. Tennessee, 1/3/13  
**FGA** .....17 vs. Tennessee, 1/3/13  
**FG %**... .294 (5-17) vs. Tennessee, 1/3/13  
**3FG** .....1 vs. Tennessee, 1/3/13  
**3FGA** .....3 vs. Tennessee, 1/3/13  
**3FG %**... .333 (1-3) vs. Tennessee, 1/3/13  
**FT** .....5 at Mississippi State, 1/6/13  
**FTA** .....6 at Mississippi State, 1/6/13  
**FT %**...1.00 (3-3) vs. Tennessee, 1/3/13  
**Rebs** .....5, 2x, last at Miss. State, 1/6/13  
**Off Rebs** .....5 vs. Tennessee, 1/3/13  
**Def Rebs** .4 at Mississippi State, 1/6/13  
**Blks** .....  
**Stls** .....1, 2x, last at Miss. State, 1/6/13  
**Assts** .....1 vs. Tennessee, 1/3/13  
**Min**...35, 2x, last at Miss. State, 1/6/13

### Season Highs – All Games

**Pts** .....21 vs. SC State, 12/21  
**FG** .....8 vs. Furman, 12/9  
**FGA** .....17 vs. Tennessee, 1/3  
**FG %**... .833 (5-6) vs. WCU, 12/29  
**3FG** .....2, 4x, last vs. WCU, 12/29  
**3FGA** .....4 vs. Savannah St., 11/15  
**3FG %** .....1.000 (2-2), 3x, last vs. WCU, 12/29  
**FT** .....9 vs. SC State, 12/21  
**FTA** .....13 vs. SC State, 12/21  
**FT %** .....1.00 (3-3) vs. Tennessee, 1/3  
**Rebs** .....11, 3x, last vs. SC State, 12/21  
**Off Rebs** .....5, 3x, last vs. Tenn., 1/3  
**Def Rebs** .....8, 2x, last at Seton Hall, 12/2  
**Blks** .....1 vs. Stanford 12/19  
**Stls** .....5 vs. Furman 12/9  
**Assts** .....4 vs. Savannah State, 11/15  
**Min**...35, 2x, last at Miss. State, 1/6/13

### Season Highs – SEC Games

**Pts** .....14 vs. Tennessee, 1/3  
**FG** .....5 vs. Tennessee, 1/3  
**FGA** .....17 vs. Tennessee, 1/3  
**FG %**... .294 (5-17) vs. Tennessee, 1/3  
**3FG** .....1 vs. Tennessee, 1/3  
**3FGA** .....3 vs. Tennessee, 1/3  
**3FG %**... .333 (1-3) vs. Tennessee, 1/3  
**FT** .....5 at Mississippi State, 1/6  
**FTA** .....6 at Mississippi State, 1/6  
**FT %** .....1.00 (3-3) vs. Tennessee, 1/3  
**Rebs** .....5, 2x, last at Miss. State, 1/6  
**Off Rebs** .....5 vs. Tennessee, 1/3  
**Def Rebs** .....4 at Mississippi State, 1/6  
**Blks** .....  
**Stls** .....1, 2x, last at Miss. State, 1/6  
**Assts** .....1 vs. Tennessee, 1/3  
**Min**...35, 2x, last at Miss. State, 1/6

### 2012-13 Game-by-Game Stats

Date	Opponent	GS	MIN	FG-A	3FG-A	FT-A	Reb	PF	A	TO	B	S	TP	
11/9	Elon	*	23	4-6	0-1	1-2	2	1	3	1	0	1	9	
11/12	at LA Tech	*	25	5-11	0-2	3-4	8	2	0	2	0	0	13	
11/15	Savannah State	*	25	4-11	1-4	1-3	5	1	4	0	0	1	10	
11/18	Clemson	*	32	7-11	0-1	2-6	6	3	2	1	0	2	16	
11/22	vs. Hampton	*	27	2-9	1-3	2-4	8	3	2	4	0	1	7	
11/23	vs. Fla. Gulf Coast	*	28	3-7	0-0	2-2	11	1	3	3	0	1	8	
11/24	vs. DePaul	*	29	1-5	0-0	4-8	6	1	0	4	0	2	6	
11/28	Drexel	*	29	6-12	2-2	0-0	2	3	1	2	0	3	14	
12/2	at Seton Hall	*	28	4-7	2-2	3-9	11	3	1	4	0	1	13	
12/9	vs. Furman	*	29	8-13	0-1	0-2	4	1	1	2	0	5	16	
12/19	#1/1 Stanford	*	34	1-13	0-3	0-0	5	3	0	3	1	2	2	
12/21	SC State	*	31	5-11	2-3	9-13	11	1	2	3	0	2	21	
12/29	Western Carolina	*	23	5-6	2-2	0-3	2	4	1	2	0	0	12	
1/3	#12/13 Tennessee	*	35	5-17	1-3	3-3	5	0	1	1	0	1	14	
1/6	at Mississippi State	*	35	0-4	0-0	5-6	5	2	0	2	0	1	5	
<b>Totals</b>			<b>15</b>	<b>433</b>	<b>60-143</b>	<b>11-27</b>	<b>35-65</b>	<b>91</b>	<b>29</b>	<b>21</b>	<b>34</b>	<b>1</b>	<b>23</b>	<b>166</b>
<i>SEC Totals</i>			<i>2</i>	<i>70</i>	<i>5-21</i>	<i>1-3</i>	<i>8-9</i>	<i>10</i>	<i>2</i>	<i>1</i>	<i>3</i>	<i>0</i>	<i>2</i>	<i>19</i>
				<i>35.0</i>	<i>.238</i>	<i>.333</i>	<i>.889</i>	<i>5.0</i>				<i>1.0</i>	<i>9.5</i>	



# WILKA MONTOUT

- Has played in every game this season
- Has scored in double figures two times (at LA Tech, Furman)
- Swatted away a pair of shots against Furman (Dec. 9) while contributing 10 points to the offensive effort
- Grabbed five of her six rebounds against Savannah State (Nov. 15) on the offensive end, helping her to nine points
- Scored eight of her 10 points at Louisiana Tech (Nov. 12) during an 11-5 second-half run that put the game out of reach

#12

**6-3 • Junior**  
**Center**  
**Cayenne, French Guiana**  
**Northeastern Oklahoma A&M**

### Miscellaneous Stats

	2012-13	Career	Career
	Games	Games	Record
Double-Double	0	0	0-0
10+ Points	2	2	2-0
10+ Rebounds	0	0	0-0
Tm-High Points	0	0	0-0
Tm-High Rebs.	0	0	0-0
Tm-High Assts.	0	0	0-0

### Career Highs – All Games

**Pts** ..... 12 at LA Tech, 11/12/12  
**FG** ..... 4, 3x, last vs. Furman, 12/9/12  
**FGA** ..... 13 vs. Savannah St., 11/15/12  
**FG %** ... .400 (4-10) at LA Tech, 11/12/12  
**3FG**... 1, 3x, last vs. Hampton, 11/22/12  
**3FGA**..... 3 vs. Savannah St., 11/15/12  
**3FG %**.... .500 (1-2) at LA Tech, 11/15/12  
**FT**..... 3 at LA Tech, 11/15/12  
**FTA**... 4, 2x, last at LA Tech, 11/15/12  
**FT %** ..... 1.000 (2-2), 3x, last at Mississippi State, 1/6  
**Rebs**..... 6 vs. Savannah St., 11/15/12  
**Off Rebs**..... 5 vs. Savannah St., 11/15/12  
**Def Rebs**. 3 at Mississippi State, 1/6/13  
**Blks** ..... 2 vs. Furman, 12/9/12  
**Stls**.. 1, 3x, last vs. Hampton, 11/22/12  
**Assts** ..... 2 vs. Elon, 11/9/12  
**Min**..... 24 vs. Savannah St., 11/15/12

### Career – SEC Games

**Pts** ..... 2 at Mississippi State, 1/6/13  
**FG** .....  
**FGA** ..... 2 vs. Tennessee, 1/3/13  
**FG %** .....  
**3FG** .....  
**3FGA**..... 1 vs. Tennessee, 1/3/13  
**3FG %** .....  
**FT**..... 2 at Mississippi State, 1/6/13  
**FTA**..... 2 at Mississippi State, 1/6/13  
**FT %** ... 1.000 (2-2) at Miss. St., 1/6/13  
**Rebs**..... 4 at Mississippi State, 1/6/13  
**Off Rebs** ..... 2 vs. Tennessee, 1/3/13  
**Def Rebs**. 3 at Mississippi State, 1/6/13  
**Blks** .....  
**Stls** .....  
**Assts** .....  
**Min**..... 15 at Mississippi State, 1/6/13

### Season Highs – All Games

**Pts** ..... 12 at LA Tech, 11/12  
**FG** ..... 4, 2x, last vs. Sav. St., 11/15  
**FGA**..... 13 vs. Savannah St., 11/15  
**FG %** ..... .400 (4-10) at LA Tech, 11/12  
**3FG**..... 1, 3x, last vs. Hampton, 11/22  
**3FGA**..... 3 vs. Savannah St., 11/15  
**3FG %**..... .500 (1-2) at LA Tech, 11/15  
**FT**..... 3 at LA Tech, 11/15  
**FTA**..... 4, 2x, last at LA Tech, 11/15  
**FT %** ..... 1.000 (2-2), 3x, last at Mississippi State, 1/6  
**Rebs**..... 6 vs. Savannah St., 11/15  
**Off Rebs**..... 5 vs. Savannah St., 11/15  
**Def Rebs**..... 3 at Mississippi State, 1/6  
**Blks** ..... 2 vs. Furman, 12/9/12  
**Stls**..... 1, 3x, last vs. Hampton, 11/22  
**Assts** ..... 2 vs. Elon, 11/9  
**Min**..... 24 vs. Savannah St., 11/15

### Season Highs – SEC Games

**Pts** ..... 2 at Mississippi State, 1/6  
**FG** .....  
**FGA** ..... 2 vs. Tennessee, 1/3  
**FG %** .....  
**3FG** .....  
**3FGA**..... 1 vs. Tennessee, 1/3  
**3FG %** .....  
**FT**..... 2 at Mississippi State, 1/6  
**FTA**..... 2 at Mississippi State, 1/6  
**FT %** ... 1.000 (2-2) at Miss. State, 1/6  
**Rebs**..... 4 at Mississippi State, 1/6  
**Off Rebs** ..... 2 vs. Tennessee, 1/3  
**Def Rebs**..... 3 at Mississippi State, 1/6  
**Blks** .....  
**Stls** .....  
**Assts** .....  
**Min**..... 15 at Mississippi State, 1/6

### 2012-13 Game-by-Game Stats

Date	Opponent	GS	MIN	FG-A	3FG-A	FT-A	Reb	PF	A	TO	B	S	TP
11/9	Elon	18	0-3	0-2	1-4	2	2	2	1	0	1	1	1
11/12	at LA Tech	23	4-10	1-2	3-4	3	3	0	1	0	0	12	
11/15	Savannah State	24	4-13	1-3	0-0	6	2	0	2	1	0	9	
11/18	Clemson	18	1-6	0-2	2-2	1	3	1	1	0	1	4	
11/22	vs. Hampton	14	1-3	1-1	0-0	2	0	0	2	0	1	3	
11/23	vs. Fla. Gulf Coast	16	1-4	0-0	0-0	5	3	1	1	0	0	2	
11/24	vs. DePaul	6	1-2	0-0	0-0	1	1	0	1	1	0	2	
11/28	Drexel	3	0-1	0-1	0-0	0	0	0	0	0	0	0	2
12/2	at Seton Hall	11	1-4	0-1	0-1	1	0	0	0	0	0	2	
12/9	vs. Furman	23	4-9	0-2	2-2	3	1	1	0	2	0	10	
12/19	#1/1 Stanford	3	0-0	0-0	0-0	0	2	0	0	0	0	0	2
12/21	SC State	16	0-3	0-2	2-2	1	0	0	2	0	0	2	
12/29	Western Carolina	19	3-8	0-1	0-0	2	0	0	0	0	0	6	
1/3	#12/13 Tennessee	12	0-2	0-1	0-0	2	1	0	1	0	0	0	2
1/6	at Mississippi State	15	0-1	0-0	2-2	4	0	0	0	0	0	2	
<b>Totals</b>		<b>0</b>	<b>221</b>	<b>20-69</b>	<b>3-18</b>	<b>12-17</b>	<b>33</b>	<b>18</b>	<b>5</b>	<b>12</b>	<b>4</b>	<b>3</b>	<b>55</b>
			<b>14.7</b>	<b>.290</b>	<b>.167</b>	<b>.706</b>	<b>2.2</b>						<b>3.7</b>
<i>SEC Totals</i>		<i>0</i>	<i>27</i>	<i>0-3</i>	<i>0-1</i>	<i>2-2</i>	<i>6</i>	<i>1</i>	<i>0</i>	<i>1</i>	<i>0</i>	<i>0</i>	<i>2</i>
			<i>13.5</i>	<i>.000</i>	<i>.000</i>	<i>1.00</i>	<i>3.0</i>						<i>1.0</i>



# Khadijah Sessions

#5

**5-8 • Freshman  
Guard  
Myrtle Beach, S.C.  
Myrtle Beach**

- Has played in every game this season
- Has led the team in assists once (Furman)
- Matched her season high with eight points against SC State (Dec. 21), shooting 6-of-8 from the free throw line
- Swiped a pair of steals at Seton Hall (Dec. 2)
- Hit her first career 3-pointer against Florida Gulf Coast (Nov. 23)
- Had a well-rounded game against Savannah State (Nov. 15) with four assists, three steals and six points
- Scored her eight points in just 10 minutes on the court against Elon (Nov. 9)

Miscellaneous Stats			
	2012-13	Career	Career
	Games	Games	Record
Double-Double	0	0	0-0
10+ Points	0	0	0-0
10+ Rebounds	0	0	0-0
Tm-High Points	0	0	0-0
Tm-High Rebs.	0	0	0-0
Tm-High Assts.	1	1	1-0

Career Highs – All Games	
Pts	8, 2x, last vs. SC State, 12/21/12
FG	3, 3x, last vs. WCU, 12/29/12
FGA	8 vs. DePaul, 11/24/12
FG %	.750 (3-4) vs. Sav. St., 11/15/12
3FG	1, 3x, last vs. WCU, 12/29/12
3FGA	3, 2x, last vs. Furman, 12/9/12
3FG %	.333 (1-3) vs. FGCU, 11/23/12
FT	6 vs. SC State, 12/21/12
FTA	8 vs. SC State, 12/21/12
FT %	.750 (6-8) vs. SC St., 12/21/12
Rebs	3 vs. Savannah State, 11/15/12
Off Rebs	2 vs. Savannah St., 11/15/12
Def Rebs	2 vs. Furman, 12/9/12
Blks	1, 2x, last vs. WCU, 12/29/12
Stls	3 vs. Savannah State, 11/15/12
Assts	4 vs. Savannah State, 11/15/12
Min	23 vs. Furman 12/9/12

Season Highs – All Games	
Pts	8, 2x, last vs. SC State, 12/21
FG	3, 3x, last vs. WCU, 12/29
FGA	8 vs. DePaul, 11/24
FG %	.750 (3-4) vs. Sav. St., 11/15
3FG	1, 3x, last vs. WCU, 12/29
3FGA	3, 2x, last vs. Furman, 12/9
3FG %	.333 (1-3) vs. FGCU, 11/23
FT	6 vs. SC State, 12/21
FTA	8 vs. SC State, 12/21
FT %	.750 (6-8) vs. SC State, 12/21
Rebs	3 vs. Savannah State, 11/15
Off Rebs	2 vs. Savannah St., 11/15
Def Rebs	2 vs. Furman, 12/9/12
Blks	1, 2x, last vs. WCU, 12/29
Stls	3 vs. Savannah State, 11/15
Assts	4 vs. Savannah State, 11/15
Min	23 vs. Furman 12/9/12

Career – SEC Games	
Pts	5 at Mississippi State, 1/6/13
FG	
FGA	1, 2x, last at Miss. St., 1/6/13
FG %	
3FG	
3FGA	1, 2x, last at Miss. St., 1/6/13
3FG %	
FT	5 at Mississippi State, 1/6/13
FTA	7 at Mississippi State, 1/6/13
FT %	.714 (5-7) at Miss. State, 1/6/13
Rebs	1 vs. Tennessee, 1/3/13
Off Rebs	
Def Rebs	1 vs. Tennessee, 1/3/13
Blks	
Stls	1 vs. Tennessee, 1/3/13
Assts	1 at Mississippi State, 1/6/13
Min	12 at Mississippi State, 1/6/13

Season Highs – SEC Games	
Pts	5 at Mississippi State, 1/6
FG	
FGA	1, 2x, last at Mississippi St., 1/6
FG %	
3FG	
3FGA	1, 2x, last at Mississippi St., 1/6
3FG %	
FT	5 at Mississippi State, 1/6
FTA	7 at Mississippi State, 1/6
FT %	.714 (5-7) at Miss. State, 1/6
Rebs	1 vs. Tennessee, 1/3
Off Rebs	
Def Rebs	1 vs. Tennessee, 1/3
Blks	
Stls	1 vs. Tennessee, 1/3
Assts	1 at Mississippi State, 1/6
Min	12 at Mississippi State, 1/6

2012-13 Game-by-Game Stats													
Date	Opponent	GS	MIN	FG-A	3FG-A	FT-A	Reb	PF	A	TO	B	S TP	
11/9	Elon	10	3-7	0-1	2-3	0	1	0	1	0	0	8	
11/12	at LA Tech	8	1-1	0-0	1-2	1	0	1	1	0	1	3	
11/15	Savannah State	19	3-4	0-1	0-0	3	1	4	1	0	3	6	
11/18	Clemson	15	0-3	0-2	3-5	1	1	1	2	0	0	3	
11/22	vs. Hampton	9	1-2	0-0	0-0	1	0	1	3	0	0	2	
11/23	vs. Fla. Gulf Coast	21	2-5	1-3	0-0	1	2	2	1	0	1	5	
11/24	vs. DePaul	21	2-8	0-1	2-3	1	1	0	0	0	0	6	
11/28	Drexel	7	1-1	1-1	0-2	0	0	0	1	0	1	3	
12/2	at Seton Hall	15	1-5	0-2	1-3	1	0	1	0	0	2	3	
12/9	vs. Furman	23	2-5	0-3	3-4	2	1	2	1	1	1	7	
12/19	#1/1 Stanford	9	0-1	0-1	0-0	0	1	0	0	0	0	0	
12/21	SC State	17	1-2	0-0	6-8	1	0	1	2	0	1	8	
12/29	Western Carolina	18	3-6	1-2	0-0	2	0	2	2	1	0	7	
1/3	#12/13 Tennessee	9	0-1	0-1	1-2	1	1	0	1	0	1	1	
1/6	at Mississippi State	12	0-1	0-1	5-7	0	2	1	3	0	0	5	
<b>Totals</b>		<b>0</b>	<b>213</b>	<b>20-52</b>	<b>3-19</b>	<b>24-39</b>	<b>15</b>	<b>11</b>	<b>16</b>	<b>19</b>	<b>2</b>	<b>11</b>	<b>67</b>
				<b>14.2</b>	<b>.385</b>	<b>.158</b>	<b>.615</b>	<b>1.0</b>	<b>1.1</b>				<b>4.5</b>
<i>SEC Totals</i>		<i>0</i>	<i>21</i>	<i>0-2</i>	<i>0-2</i>	<i>6-9</i>	<i>1</i>	<i>3</i>	<i>1</i>	<i>4</i>	<i>0</i>	<i>1</i>	<i>6</i>
				<i>10.5</i>	<i>.000</i>	<i>.000</i>	<i>.667</i>	<i>0.5</i>					<i>3.0</i>





# IEASIA WALKER

#2

**5-8 • Senior**  
**Guard**  
**Amityville, N.Y.**  
**Copiague**

- Named to the 2012 Preseason All-SEC Second Team
- Has started every game this season, 85 in her career
- Is one of just 13th Gamecocks to collect 200 career steals, hitting the mark with five against Western Carolina (Dec. 29)
- Ranks ninth in the SEC in minutes played per game (30.7) and 12th in steals per game (2.3)
- Is third among active SEC players with 201 career steals, sixth among the group with 246 career assists and 14th in career points scored (963)
- Has led the team in scoring one time (DePaul)
- Has led the team in assists eight times (Elon, at LA Tech, Savannah St., Clemson, Drexel, Stanford, WCU, Tennessee)
- Has led the team in rebounding two times (Clemson, Tennessee)
  - Has scored in double figures six times (Elon, at LA Tech, Savannah St., vs. DePaul, Stanford, Tennessee)
  - Has handed out five or more assists two times (at LA Tech, Savannah St.)
  - Has swiped three more steals six times (Elon, Clemson, Furman, Stanford, SC State, WCU)
  - Scored five of her eight points at Mississippi State (Jan. 6) early in the second half to help the Gamecocks pull away for the victory
  - Hit back-to-back 3s to send team into lockerroom down just one to #12/13 Tennessee (Jan. 3), finishing with 10 points, team-high seven rebounds and three assists
- Stuffed the box score with nine points, four assists and five steals against Western Carolina (Dec. 29)
- Tied her career high with six steals against SC State (Dec. 21)
- Scored 15 points against #1/1 Stanford (Dec. 19), including four in the final minute to keep chance of win alive, while handing out three assists and swiping four steals, one of which she turned into a layup that earned her the No. 9 spot on ESPN SportsCenter's Top 10

### Miscellaneous Stats

	2012-13 Games	Career Games	Career Record		2012-13 Games	Career Games	Career Record
Dbl-Dbl	0	1	1-0	5+ Assists	2	15	12-3
30+ Points	0	1	1-0	5+ Steals	3	7	5-2
20+ Points	0	4	2-2	Tm-High Pts	1	21	11-10
10+ Points	6	49	29-20	Tm-High Rebs	2	10	6-4
10+ Rebs	0	1	1-0	Tm-High Assts	8	36	22-14

### Career Highs – All Games

**Pts** ..... 30 vs. Clemson, 11/18/10  
**FG** ..... 13 vs. Clemson, 11/18/10  
**FGA** ..... 23 vs. Tennessee, 1/20/11  
**FG %** ..... .750 (3-4), 2x, last vs. Sav. St. 11/15/12  
**3FG** ..... 4 vs. Florida, 1/9/11  
**3FGA** ..... 9, 2x, last vs. Penn St., 11/20/11  
**3FG %** ..... 1.000 (2-2) vs. Clemson, 11/18/10  
**FT** ..... 8, 2x, last at Alabama, 2/19/12  
**FTA** ..... 14 vs. Ole Miss, 3/3/11  
**FT %** ..... 1.000 (6-6) vs. Tenn., 2/17/11  
**Rebs** ..... 11 at Ole Miss, 1/16/11  
**Off Rebs** ..... 6 vs. Tennessee, 1/20/11  
**Def Rebs** ..... 9 at Ole Miss, 1/16/11  
**Blks** ..... 2, 6x, last vs. SC State, 12/21/12  
**Stls** ..... 6, 2x, last vs. SC State, 12/21/12  
**Assts** ..... 8 at LA Tech, 11/12/12  
**Min** ..... 43, 2x, last vs. Drexel, 11/28/12

### Career – SEC Games

**Pts** ..... 24 vs. Tennessee, 1/20/11  
**FG** ..... 10 vs. Tennessee, 1/20/11  
**FGA** ..... 23 vs. Tennessee, 1/20/11  
**FG %** ..... .600 (3-5) vs. Kentucky, 1/14/10  
**3FG** ..... 4 vs. Florida, 1/9/11  
**3FGA** ..... 9 at Ole Miss, 1/16/11  
**3FG %** ..... 1.000 (2-2) at Auburn, 2/4/10  
**FT** ..... 8, 2x, last at Alabama, 2/19/12  
**FTA** ..... 10, 3x, last at Alabama, 2/19/12  
**FT %** ..... 1.000 (6-6) at Tennessee, 2/17/11  
**Rebs** ..... 11 at Ole Miss, 1/16/11  
**Off Rebs** ..... 6 vs. Tennessee, 1/20/11  
**Def Rebs** ..... 9 at Ole Miss, 1/16/11  
**Blks** ..... 2, 2x, last vs. Miss. St., 1/29/12  
**Stls** ..... 5 vs. Alabama, 1/23/11  
**Assts** ..... 7 vs. Mississippi State, 1/29/12  
**Min** ..... 43 at Ole Miss, 1/16/11

### Season Highs – All Games

**Pts** ..... 15 vs. Stanford, 12/19  
**FG** ..... 5, 2x last vs. Stanford, 12/19  
**FGA** ..... 15 vs. Stanford, 12/19  
**FG %** ..... .750 (3-4) vs. Sav. St., 11/15  
**3FG** ..... 3, 2x, last vs. Sav. St., 11/15  
**3FGA** ..... 6, 2x, last vs. Tennessee, 1/3  
**3FG %** ..... .750 (3-4) vs. Sav. St., 11/15  
**FT** ..... 5 vs. Clemson, 11/18  
**FTA** ..... 6 at Mississippi State, 1/6  
**FT %** ..... 1.000 (5-5) vs. Clemson, 11/18  
**Rebs** ..... 8 vs. Clemson, 11/18  
**Off Rebs** ..... 3 vs. Elon, 11/9  
**Def Rebs** ..... 6, 2x, last vs. Tennessee, 1/3  
**Blks** ..... 2 vs. SC State, 12/21  
**Stls** ..... 6 vs. SC State, 12/21  
**Assts** ..... 8 at LA Tech, 11/12  
**Min** ..... 43 vs. Drexel, 11/28

### Season Highs – SEC Games

**Pts** ..... 10 vs. Tennessee, 1/3  
**FG** ..... 4 vs. Tennessee, 1/3  
**FGA** ..... 12 vs. Tennessee, 1/3  
**FG %** ..... .333 (4-12) vs. Tennessee, 1/3  
**3FG** ..... 2 vs. Tennessee, 1/3  
**3FGA** ..... 6 vs. Tennessee, 1/3  
**3FG %** ..... .333 (2-6) vs. Tennessee, 1/3  
**FT** ..... 4 at Mississippi State, 1/6  
**FTA** ..... 6 at Mississippi State, 1/6  
**FT %** ..... .667 (4-6) at Miss. State, 1/6  
**Rebs** ..... 7 vs. Tennessee, 1/3  
**Off Rebs** ..... 1, 2x, last at Miss. State, 1/6  
**Def Rebs** ..... 6 vs. Tennessee, 1/3  
**Blks** ..... 1 vs. Tennessee, 1/3  
**Stls** ..... 1 at Mississippi State, 1/6  
**Assts** ..... 3 vs. Tennessee, 1/3  
**Min** ..... 31 vs. Tennessee, 1/3

- Played 43 minutes against Drexel (Nov. 28), locking down Dragons' top scorer for the final nine minutes of the game to finish off comeback win
- Handed out a career-high eight assists at Louisiana Tech (Nov. 12), including five on the first seven baskets of the game

### 2012-13 Game-by-Game Stats

Date	Opponent	GS	MIN	FG-A	3FG-A	FT-A	Reb	PF	A	TO	B	S	TP	
11/9	Elon	*	24	5-12	0-3	3-3	4	1	4	1	0	3	13	
11/12	at LA Tech	*	35	3-10	3-6	1-2	3	2	8	1	1	2	10	
11/15	Savannah State	*	29	3-4	3-4	1-2	1	1	5	5	0	0	10	
11/18	Clemson	*	31	2-7	0-4	5-5	8	1	4	5	0	4	9	
11/22	vs. Hampton	*	34	2-7	2-5	0-4	2	1	1	5	0	0	6	
11/23	vs. Fla. Gulf Coast	*	25	2-6	2-5	0-0	1	0	2	2	0	0	6	
11/24	vs. DePaul	*	32	4-11	0-3	3-4	6	0	2	1	1	11		
11/28	Drexel	*	43	1-10	1-4	3-4	2	2	2	1	2	6		
12/2	at Seton Hall	*	36	2-7	2-5	0-3	3	2	1	4	1	1	6	
12/9	vs. Furman	*	21	4-10	0-3	1-1	3	1	1	2	0	5	9	
12/19	#1/1 Stanford	*	35	5-15	2-5	3-4	3	4	3	0	0	4	15	
12/21	SC State	*	28	0-3	0-1	0-0	1	3	3	5	2	6	0	
12/29	Western Carolina	*	28	3-5	1-1	2-3	1	3	4	1	0	5	9	
1/3	#12/13 Tennessee	*	31	4-12	2-6	0-0	7	2	3	4	1	0	10	
1/6	at Mississippi State	*	28	2-6	0-0	4-6	4	2	1	4	0	1	8	
<b>Totals</b>			<b>15</b>	<b>460</b>	<b>42-125</b>	<b>18-55</b>	<b>226-41</b>	<b>49</b>	<b>25</b>	<b>42</b>	<b>42</b>	<b>7</b>	<b>34</b>	<b>128</b>
<i>SEC Totals</i>			<i>2</i>	<i>59</i>	<i>6-18</i>	<i>2-6</i>	<i>4-6</i>	<i>11</i>	<i>4</i>	<i>4</i>	<i>8</i>	<i>1</i>	<i>1</i>	<i>18</i>
				<i>29.5</i>	<i>.333</i>	<i>.333</i>	<i>.667</i>	<i>5.5</i>	<i>2.0</i>					<i>9.0</i>



# Aleighsa Welch WELCH

#24

**6-0 • Sophomore  
Forward  
Goose Creek, S.C.  
Goose Creek**

- Has started every game this season
- Is second in the SEC with six double-doubles (Savannah St., vs. Hampton, vs. FGCU, Drexel, at Seton Hall, SC State) – the first of her career
- Leads the SEC in offensive rebounds per game (4.5), ranks fourth in total rebounds per game, is 20th in scoring and holds 11th in free throw percentage
- Has led the team in scoring five times (Savannah St., vs. Hampton, at Seton Hall, Stanford, Miss. St.)
- Has led the team in rebounding six times (at LA Tech, Savannah St., vs. FGCU, Drexel, SC State, Miss. St.)
- Has scored in double figures 10 times (at LA Tech, Savannah St., vs. Hampton, vs. FGCU, Drexel, at Seton Hall, Furman, Stanford, SC State, Miss. St.)
- Has pulled down double-digit rebounds seven times (Savannah St., vs. Hampton, vs. FGCU, vs. DePaul, Drexel, at Seton Hall)
  - Led team in points, rebounds and assists at Mississippi State (Jan. 6), adding a career-high three assists to her 16 points and seven rebounds
  - Limited by foul trouble to just nine minutes in first half against #12/13 Tennessee (Jan. 3), finishing with just six points and five rebounds
  - Tied her career high with eight offensive rebounds among her 14 against SC State (Dec. 21) while also adding 16 points for her sixth double-double of the season
- Scored 13 of her 17 points against #1/1 Stanford (Dec. 19) in the second half, including a free throw to tie the game with 1:14 left to play
- Snagged a career-high 15 rebounds against Drexel (Nov. 28), the second-most in the SEC this season
- Named Paradise Jam Most Outstanding Player after averaging 10.3 points and 9.3 rebounds to guide team to the Reef Division title
- Scored 10 of team's first 13 second-half points to pull away from Hampton (Nov. 22)
- Posted first career double-double with 13 points and 12 rebounds against Savannah State (Nov. 15)
- Was great on the inside at Louisiana Tech (Nov. 12), to finish with 14 points, eight rebounds, two blocks and two steals

### Miscellaneous Stats

	2012-13 Games	Career Games	Career Record
Double-Double	6	6	6-0
10+ Points	10	20	17-3
10+ Rebounds	7	9	8-1
Tm-High Points	5	9	6-3
Tm-High Rebs.	6	22	19-3
Tm-High Assts.	2	2	2-0

### Career Highs – All Games

**Pts** .....19 vs. Vanderbilt, 1/15/12  
**FG** .....7 vs. Vanderbilt, 1/15/12  
**FGA** .....11 at Seton Hall, 12/2/12  
**FG %**... 1.000 (4-4) vs. Presby., 11/27/11  
**FT** ..... 10 at Xavier, 11/30/11  
**FTA** ..... 15 at Xavier, 11/30/11  
**FT %**... 1.000 (3-3) vs. SC St., 12/14/11  
**Rebs** ..... 15 vs. Drexel, 11/28/12  
**Off Rebs** ... 8, 3x, last vs. SC St., 12/21/12  
**Def Rebs** ..... 8 vs. Savannah St., 11/15/12  
**Blks** ..... 4 at NC State, 12/4/11  
**Stls** ..... 3, 2x, last vs. Elon, 11/9/12  
**Assts** ..... 3 at Mississippi State, 1/6/13  
**Min** ..... 42 vs. Drexel, 11/28/12

### Career – SEC Games

**Pts** .....16 at Mississippi State, 1/6/13  
**FG** ..... 5 at Mississippi State, 1/6/13  
**FGA** ..... 9 at Mississippi State, 1/6/13  
**FG %** ... .556 (5-9) at Miss. St., 1/6/13  
**FT** ..... 6 at Mississippi State, 1/6/13  
**FTA** ..... 8 at Mississippi State, 1/6/13  
**FT %** ... .750 (6-8) at Miss. St., 1/6/13  
**Rebs** ..... 7 at Mississippi State, 1/6/13  
**Off Rebs** 3, 2x, last at Miss. St., 1/6/13  
**Def Rebs** 4 at Mississippi State, 1/6/13  
**Blks** .....  
**Stls** .....  
**Assts** ..... 3 at Mississippi State, 1/6/13  
**Min** ..... 31 at Mississippi State, 1/6/13

### Season Highs – All Games

**Pts** ..... 17 vs. Stanford, 12/19  
**FG** ..... 7 vs. Stanford, 12/19  
**FGA** ..... 11 at Seton Hall, 12/2  
**FG %**... .857 (6-7), 2x, last vs. FGCU, 11/23  
**FT** ..... 6, 3x, last at Mississippi St., 1/6  
**FTA** ..... 9 vs. SC State, 12/21  
**FT %** ... 1.000 (3-3) vs. Sav. St., 11/15  
**Rebs** ..... 15 vs. Drexel, 11/28  
**Off Rebs** ..... 8, 2x, last vs. SC St., 12/21  
**Def Rebs** ..... 8 vs. Savannah St., 11/15  
**Blks** ..... 2 at LA Tech, 11/12  
**Stls** ..... 3 vs. Elon, 11/9  
**Assts** ..... 3 at Mississippi State, 1/6  
**Min** ..... 42 vs. Drexel, 11/28

### Season Highs – SEC Games

**Pts** ..... 16 at Mississippi State, 1/6  
**FG** ..... 5 at Mississippi State, 1/6  
**FGA** ..... 9 at Mississippi State, 1/6  
**FG %** ... .556 (5-9) at Miss. State, 1/6  
**FT** ..... 6 at Mississippi State, 1/6  
**FTA** ..... 8 at Mississippi State, 1/6  
**FT %** ... .750 (6-8) at Miss. State, 1/6  
**Rebs** ..... 7 at Mississippi State, 1/6  
**Off Rebs** ..... 3, 2x, last at Miss. St., 1/6  
**Def Rebs** ..... 4 at Mississippi State, 1/6  
**Blks** .....  
**Stls** .....  
**Assts** ..... 3 at Mississippi State, 1/6  
**Min** ..... 31 at Mississippi State, 1/6

### 2012-13 Game-by-Game Stats

Date	Opponent	GS	MIN	FG-A	3FG-A	FT-A	Reb	PF	A	TO	B	S	TP	
11/9	Elon	*	25	4-6	0-0	1-2	9	1	1	2	0	3	9	
11/12	at LA Tech	*	26	4-6	0-0	6-8	8	3	1	0	2	2	14	
11/15	Savannah State	*	22	5-6	0-0	3-3	12	0	0	1	0	0	13	
11/18	Clemson	*	25	2-4	0-0	3-5	6	2	0	3	1	1	7	
11/22	vs. Hampton	*	31	6-7	0-0	4-6	11	0	1	7	0	1	16	
11/23	vs. Fla. Gulf Coast	*	23	6-7	0-0	2-3	11	1	0	1	0	0	14	
11/24	vs. DePaul	*	26	3-7	0-0	3-6	10	3	1	2	0	0	9	
11/28	Drexel	*	42	5-7	1-1	1-3	15	1	0	2	0	0	12	
12/2	at Seton Hall	*	32	5-11	0-0	4-4	10	1	0	2	0	1	14	
12/9	vs. Furman	*	17	3-4	0-0	5-6	3	0	0	0	0	0	11	
12/19	#1/1 Stanford	*	34	7-10	0-0	3-6	5	3	2	0	0	0	17	
12/21	SC State	*	26	5-6	0-0	6-9	14	0	0	2	0	1	16	
12/29	Western Carolina	*	18	3-4	0-0	2-2	6	0	2	1	0	1	8	
1/3	#12/13 Tennessee	*	22	3-7	0-0	0-1	5	2	0	1	0	0	6	
1/6	at Mississippi State	*	31	5-9	0-0	6-8	7	4	3	0	0	0	16	
<b>Totals</b>			<b>15</b>	<b>400</b>	<b>66-101</b>	<b>1-1</b>	<b>49-72</b>	<b>132</b>	<b>21</b>	<b>11</b>	<b>25</b>	<b>3</b>	<b>10</b>	<b>182</b>
				<b>26.7</b>	<b>.653</b>	<b>1.000</b>	<b>.681</b>	<b>8.8</b>						<b>12.1</b>
<i>SEC Totals</i>			<i>2</i>	<i>53</i>	<i>8-16</i>	<i>0-0</i>	<i>6-9</i>	<i>12</i>	<i>6</i>	<i>3</i>	<i>1</i>	<i>0</i>	<i>0</i>	<i>22</i>
				<i>26.5</i>	<i>.500</i>	<i>—</i>	<i>.667</i>	<i>6.0</i>	<i>1.5</i>					<i>11.0</i>



# SANCHEON WHITE

- Has started every game this season
- Has led the team in rebounding two times (at LA Tech, Tennessee)
- Has scored in double figures three times (vs. FGCU, vs. DePaul, Miss. St.)
- Leads team with 6.5 rebounds per SEC game (15th in league) and averages 9.0 points in league play
- Matched her career high with 11 points at Mississippi State (Jan. 6), including nine in the second half sparked by three steals she turned into layups to help the Gamecocks pull away
- Tied for team-high honors with seven rebounds against #12/13 Tennessee (Jan. 3) to go with seven points
- Challenged for three offensive rebounds against #1/1 Stanford (Dec. 19) and scored a pull-up jumper to give team 44-42 lead with 2:33 left to play
- Hit tying 3-pointer to send Drexel game (Nov. 28) to overtime and blocked potential game-tying 3-point attempt in last 10 seconds of extra period
  - Scored a career-high 11 points against Florida Gulf Coast (Nov. 23) and followed it with 10 points against DePaul the next day to help team win Paradise Jam Reef Division title

#20

**5-10 • Senior  
Guard  
Hammond, Ind.  
Central Arizona College**

Miscellaneous Stats			
	2012-13	Career	Career
	Games	Games	Record
Double-Double	0	0	0-0
10+ Points	3	5	5-0
10+ Rebounds	0	1	0-1
Tm-High Points	0	0	0-0
Tm-High Rebs.	2	5	2-3
Tm-High Assts.	2	4	4-0

**Career Highs – All Games**  
**Pts** ..... 11, 2x, last at Miss. St., 1/6/13  
**FG** ..... 5, 3x, last at Miss. St., 1/6/13  
**FGA** ..... 11 vs. FGCU, 11/23/12  
**FG %** .... .800 (4-5) at Xavier, 11/30/11  
**3FG** ..... 2 vs. Kentucky, 1/15/12  
**3FGA** ..... 4 at Illinois, 11/11/11  
**3FG %**... 1.000 (2-2) vs. Kentucky 1/15/12  
**FT** ..... 4, 2x, last at Seton Hall, 12/2/12  
**FTA** ..... 5 vs. Savannah St., 12/21/11  
**FT %** ... 1.000 (4-4) at Seton Hall, 12/2/12  
**Rebs** ..... 13 at Auburn, 1/19/12  
**Off Rebs** ..... 6 at Auburn, 1/19/12  
**Def Rebs** ..... 7 at Auburn, 1/19/12  
**Blks** ..... 4 vs. Drexel, 11/28/12  
**Stls** ..... 3, 4x, last at Miss. St., 1/6/13  
**Assts** ... 3, 2x, last vs. Presby., 11/27/11  
**Min** ..... 40 vs. Drexel, 11/28/12

**Season Highs – All Games**  
**Pts** .... 11, 2x, last at Mississippi St., 1/6  
**FG** ..... 5, 3x, last at Mississippi St., 1/6  
**FGA** ..... 11 vs. FGCU, 11/23  
**FG %** .... .714 (5-7) vs. DePaul, 11/24  
**3FG** ..... 1, 6x, last vs. WCU, 12/29  
**3FGA** ..... 3 vs. SC State, 12/21  
**3FG %**... .500 (1-2), 2x, last vs. Drexel, 11/28  
**FT** ..... 4 at Seton Hall, 12/2  
**FTA** ..... 4 at Seton Hall, 12/2  
**FT %** .. 1.000 (4-4) at Seton Hall, 12/2  
**Rebs** ..... 8 at LA Tech, 11/12  
**Off Rebs** ..... 5 at LA Tech, 11/12  
**Def Rebs** ..... 5 vs. Clemson, 11/18  
**Blks** ..... 4 vs. Drexel, 11/28  
**Stls** ..... 3, 3x, last at Mississippi St., 1/6  
**Assts** ..... 2, 6x, last vs. WCU, 12/29  
**Min** ..... 40 vs. Drexel, 11/28

**Career – SEC Games**  
**Pts** ..... 11 at Mississippi State, 1/6/13  
**FG** ..... 5 at Mississippi State, 1/6/13  
**FGA** ..... 9, 3x, last at Miss. St., 1/6/13  
**FG %** .. 1.000 (2-2) at Arkansas, 2/9/12  
**3FG** ..... 2 vs. Kentucky, 1/15/12  
**3FGA** .. 2, 2x, last vs. Tennessee, 1/3/13  
**3FG %**... 1.000 (2-2) vs. Kentucky 1/15/12  
**FT** ..... 2 vs. Vanderbilt, 1/5/12  
**FTA** .. 3x, last at Mississippi St., 1/6/13  
**FT %** .... 1.000 (2-2) vs. Vandy, 1/5/12  
**Rebs** ..... 13 at Auburn, 1/19/12  
**Off Rebs** ..... 6 at Auburn, 1/19/12  
**Def Rebs** ..... 7 at Auburn, 1/19/12  
**Blks** ..... 2 vs. Alabama, 1/1/12  
**Stls** ..... 3 at Mississippi State, 1/6/13  
**Assts** ..... 2 at Vanderbilt, 1/22/12  
**Min** ..... 29 at Mississippi State, 1/6

**Season Highs – SEC Games**  
**Pts** ..... 11 at Mississippi State, 1/6  
**FG** ..... 5 at Mississippi State, 1/6  
**FGA** ... 9, 2x, last at Mississippi St., 1/6  
**FG %** ..... .556 (5-9) at Miss. St., 1/6  
**3FG** ..... 2 vs. Tennessee, 1/3  
**3FGA** ..... 2 vs. Tennessee, 1/3  
**3FG %** .....  
**FT** ..... 1, 2x, last at Mississippi St., 1/6  
**FTA** ... 2, 2x, last at Mississippi St., 1/6  
**FT %** ... .500 (1-2), 2x, last at Miss. St., 1/6  
**Rebs** ..... 7 vs. Tennessee, 1/3  
**Off Rebs** ..... 3, 2x, last at Miss. St., 1/6  
**Def Rebs** ..... 4 vs. Tennessee, 1/3  
**Blks** .....  
**Stls** ..... 3 at Mississippi State, 1/6  
**Assts** ..... 1 vs. Tennessee, 1/3  
**Min** ..... 29 at Mississippi State, 1/6

**2012-13 Game-by-Game Stats**

Date	Opponent	GS	MIN	FG-A	3FG-A	FT-A	Reb	PF	A	TO	B	S	TP	
11/9	Elon	*	13	4-6	0-0	0-0	1	1	2	0	0	0	8	
11/12	at LA Tech	*	33	2-7	0-1	0-0	8	2	2	1	1	2	4	
11/15	Savannah State	*	20	3-7	1-2	2-2	4	2	1	0	0	0	9	
11/18	Clemson	*	20	1-3	0-2	1-2	6	3	0	1	1	1	3	
11/22	vs. Hampton	*	30	0-3	0-0	0-0	6	2	0	0	0	1	0	
11/23	vs. Fla. Gulf Coast	*	29	5-11	1-1	0-1	5	0	2	2	0	3	11	
11/24	vs. DePaul	*	35	5-7	0-1	0-1	5	2	0	1	0	1	10	
11/28	Drexel	*	40	1-7	1-2	2-2	4	3	2	0	4	2	5	
12/2	at Seton Hall	*	26	2-6	0-2	4-4	1	0	0	0	1	1	8	
12/9	vs. Furman	*	23	1-6	0-1	0-0	2	1	2	0	2	3	2	
12/19	#1/1 Stanford	*	34	2-9	1-3	0-0	3	1	0	1	1	1	5	
12/21	SC State	*	17	1-6	1-3	0-0	1	3	0	2	0	0	3	
12/29	Western Carolina	*	23	3-5	1-1	0-0	2	2	2	1	0	0	7	
1/3	#12/13 Tennessee	*	28	3-9	0-2	1-2	7	1	1	1	0	0	7	
1/6	at Mississippi State	*	29	5-9	0-1	1-2	6	3	0	1	0	3	11	
<b>Totals</b>			<b>15</b>	<b>400</b>	<b>38-101</b>	<b>6-22</b>	<b>11-16</b>	<b>61</b>	<b>26</b>	<b>14</b>	<b>11</b>	<b>10</b>	<b>18</b>	<b>93</b>
				<b>26.7</b>	<b>.376</b>	<b>.273</b>	<b>.688</b>	<b>4.1</b>					<b>1.2</b>	<b>6.2</b>
<i>SEC Totals</i>			<i>2</i>	<i>57</i>	<i>8-18</i>	<i>0-3</i>	<i>2-4</i>	<i>13</i>	<i>4</i>	<i>1</i>	<i>2</i>	<i>0</i>	<i>3</i>	<i>18</i>
				<i>28.5</i>	<i>.444</i>	<i>.000</i>	<i>.500</i>	<i>6.5</i>					<i>1.5</i>	<i>9.0</i>



Official Basketball Box Score -- Game Totals -- Final Statistics  
**Elon vs South Carolina**  
 11/09/12 7 p.m. at Columbia, S.C./Colonial Life Arena



**Elon 44 • 0-1**

##	Player	f/g	Total		3-Ptr		Rebounds			PF	TP	A	TO	Blk	Stl	Min		
			FG	FGA	FG	FGA	FT	FTA	Off								Def	Tot
02	EVANS, Kelsey	f	2	7	0	0	4	4	1	2	3	3	8	0	1	1	26	
01	STEPHENSON, Zora	g	2	3	1	2	0	0	1	1	1	5	0	0	0	1	23	
11	FORD, Ali	g	3	6	1	3	1	2	0	1	1	3	8	2	8	0	30	
23	HARRIS, Kelsey	g	0	8	0	1	2	2	6	3	9	2	2	1	1	0	26	
24	COFFER, Sam	g	2	6	0	1	2	2	3	5	2	6	0	2	0	0	26	
05	REDMOND, Shon	g	5	13	0	0	1	2	3	5	4	10	1	7	0	22		
10	HUDSON, Lauren	g	0	0	0	0	0	0	0	0	0	0	0	0	0	3		
15	RAZOR, Nicole	g	0	1	0	0	0	0	0	0	0	0	0	0	0	2		
21	COCHRANAM, Shannen	g	1	2	0	0	1	2	2	2	4	5	3	0	0	1	14	
22	FARMER, Jessica	g	1	3	0	0	0	1	1	2	3	2	0	2	1	2	20	
32	CARTER, Autumn	g	0	5	0	0	0	0	0	0	0	1	0	0	0	8		
<b>Team</b>							2			1			3					
<b>Totals</b>			16	54	2	7	10	13	16	17	33	23	44	4	22	3	7	200

FG % 1st Half: 10-25 40.0% 2nd half: 6-29 20.7% Game: 16-54 29.6% Deadball Rebounds 1,1  
 3FG % 1st Half: 1-2 50.0% 2nd half: 1-5 20.0% Game: 2-7 28.6%  
 FT % 1st Half: 4-4 100.0% 2nd half: 6-9 66.7% Game: 10-13 76.9%

**South Carolina 77 • 1-0**

##	Player	f/g	Total		3-Ptr		Rebounds			PF	TP	A	TO	Blk	Stl	Min		
			FG	FGA	FG	FGA	FT	FTA	Off								Def	Tot
21	BRUNER, Ashley	f	7	11	0	0	1	5	3	0	3	0	15	0	2	0	24	
24	WELCH, Aleighsa	f	4	6	0	0	1	2	5	4	9	1	9	1	2	0	25	
03	WALKER, Ieasia	g	5	12	0	3	3	1	4	1	1	13	4	1	0	3	24	
20	WHITE, Sancheon	g	4	6	0	0	0	1	1	1	8	2	0	0	0	13		
25	MITCHELL, Tiffany	g	4	6	0	1	2	0	2	2	1	9	3	1	0	1	23	
05	SESSIONS, Khadijah	g	3	7	0	1	2	0	0	0	1	8	0	1	0	0	10	
12	MONTOUT, Wilka	g	0	3	0	2	1	4	2	0	2	2	1	2	1	0	18	
15	DAVIS, Tiffany	g	2	4	0	1	2	2	1	2	3	1	6	3	2	0	5	20
30	DOZIER, Asia	g	0	8	0	6	4	7	4	6	10	4	4	0	2	1	0	26
31	IBIAM, Elem	g	2	7	0	0	2	6	5	11	0	4	0	3	2	1	17	
<b>Team</b>							5			3			8					
<b>Totals</b>			31	70	0	14	15	30	29	24	53	12	77	15	15	3	14	200

FG % 1st Half: 17-30 56.7% 2nd half: 14-40 35.0% Game: 31-70 44.3% Deadball Rebounds 7  
 3FG % 1st Half: 0-3 0.0% 2nd half: 0-11 0.0% Game: 0-14 0.0%  
 FT % 1st Half: 7-13 53.8% 2nd half: 8-17 47.1% Game: 15-30 50.0%

Officials: Kelly Johnson, Ed Sidlasky, Kim Thebo  
 Technical fouls: Elon-None. South Carolina-None.  
 Attendance: 2912

Score by periods			1st	2nd	Total
Elon	25	19	44		
South Carolina	41	36	77		

In	Off	2nd	Fast	Bench	
Paint	T/O	Chance	Break		
Elon	18	11	5	8	15
SC	52	34	22	24	23

Last FG - ELON 2nd-05:13, SC 2nd-01:11. Score tied - 0 times.  
 Largest lead - ELON None, SC by 33 2nd-01:11. Lead changed - 0 times.



Official Basketball Box Score -- Game Totals -- Final Statistics  
**South Carolina vs Louisiana Tech**  
 11/12/12 7 p.m. at Thomas Assembly Center Ruston, La.



**South Carolina 82 • 2-0, 0-0 SEC**

##	Player	f/g	Total		3-Ptr		Rebounds			PF	TP	A	TO	Blk	Stl	Min	
			FG	FGA	FG	FGA	FT	FTA	Off								Def
02	WALKER, Ieasia	* f	3	10	3	6	1	2	3	2	10	8	1	1	2	35	
20	WHITE, Sancheon	* g	2	7	0	1	0	0	5	3	8	2	4	2	1	2	33
21	BRUNER, Ashley	* g	8	10	0	0	1	3	0	2	2	3	17	3	0	0	22
24	WELCH, Aleighsa	* g	4	6	0	0	6	4	4	8	3	14	1	0	2	26	
25	MITCHELL, Tiffany	* g	5	11	0	2	3	4	2	6	8	2	13	0	2	0	25
05	SESSIONS, Khadijah	g	1	1	0	0	1	0	1	0	3	1	1	0	1	8	
12	MONTOUT, Wilka	g	4	10	1	2	3	1	2	3	3	12	0	1	0	23	
15	DAVIS, Tiffany	g	1	1	1	1	0	1	1	0	4	0	0	0	0	6	
31	DOZIER, Asia	g	2	5	1	4	0	1	1	2	5	5	0	0	0	22	
<b>Team</b>							0			6			6				
<b>Totals</b>			30	61	6	16	25	15	27	42	17	82	20	7	4	9	200

FG % 1st Half: 14-33 42.4% 2nd half: 16-28 57.1% Game: 30-61 49.2% Deadball Rebounds 4  
 3FG % 1st Half: 4-9 44.4% 2nd half: 2-7 28.6% Game: 6-16 37.5%  
 FT % 1st Half: 8-12 66.7% 2nd half: 8-13 61.5% Game: 16-25 64.0%

**Louisiana Tech 58 • 0-2, 0-0 WAC**

##	Player	f/g	Total		3-Ptr		Rebounds			PF	TP	A	TO	Blk	Stl	Min		
			FG	FGA	FG	FGA	FT	FTA	Off								Def	Tot
01	Borum, Janay	* f	2	6	0	0	0	1	1	2	4	5	4	0	1	20		
02	Frazier, Whitney	* f	1	7	0	1	2	0	2	2	4	3	0	1	0	1	23	
04	Vucinic, Jelena	* f	0	2	0	0	0	0	0	0	1	0	0	0	0	0	17	
10	Lewis, Brittany	* g	3	5	1	1	3	2	3	5	0	10	0	0	0	0	21	
23	Perry, Lulu	* g	6	14	2	7	2	4	0	2	2	0	16	3	2	0	38	
00	Hayes, Courtney	g	2	4	0	1	0	1	4	5	3	4	2	0	0	13		
03	Bryant, Jasmine	g	3	6	0	0	4	2	2	4	4	10	0	1	0	19		
15	Jefferson, Brittney	g	0	3	0	0	2	6	0	3	3	2	0	0	0	1	26	
21	Andrews, Kanedria	g	0	0	0	0	0	0	0	0	0	2	0	1	0	6		
30	Anderson, Tavasha	g	3	4	0	0	3	1	0	1	9	1	2	0	0	15		
33	Langston, Savanna	g	0	0	0	0	0	0	0	0	0	1	0	0	0	2		
<b>Team</b>							0			4			4					
<b>Totals</b>			20	51	3	11	15	24	6	21	27	19	58	12	12	0	3	200

FG % 1st Half: 10-25 40.0% 2nd half: 10-26 38.5% Game: 20-51 39.2% Deadball Rebounds 7  
 3FG % 1st Half: 1-4 25.0% 2nd half: 2-7 28.6% Game: 3-11 27.3%  
 FT % 1st Half: 6-10 60.0% 2nd half: 9-14 64.3% Game: 15-24 62.5%

Officials: Marlon Ramsey, John Fletcher, Kyle Bacon  
 Technical fouls: South Carolina-None. Louisiana Tech-None.  
 Attendance: 2160

Score by periods			1st	2nd	Total
South Carolina	40	42	82		
Louisiana Tech	27	31	58		

In	Off	2nd	Fast	Bench	
Paint	T/O	Chance	Break		
SC	38	16	22	2	24
LATECH	30	4	4	2	25

Last FG - SC 2nd-00:56, LATECH 2nd-01:14. Score tied - 2 times.  
 Largest lead - SC by 24 2nd-00:56, LATECH by 1 1st-19:25. Lead changed - 1 time.



Official Basketball Box Score -- Game Totals -- Final Statistics  
**Savannah State vs South Carolina**  
 11/15/12 7 p.m. at Columbia, S.C./Colonial Life Arena



**Savannah State 47 • 1-1**

##	Player	f/g	Total		3-Ptr		Rebounds			PF	TP	A	TO	Blk	Stl	Min	
			FG	FGA	FG	FGA	FT	FTA	Off								Def
14	HOGUE, Erin	f	3	9	0	0	3	7	3	4	7	2	9	1	1	0	32
24	GREENE, Charmaine	f	1	3	0	0	0	2	1	3	3	2	0	1	1	1	14
04	NORMAN, Jasmine	g	4	7	1	2	0	1	1	2	1	9	1	1	1	19	
23	KALU, Ezinne	g	4	13	0	1	2	3	10	3	3	0	10	3	0	37	
35	THOMAS, Andrietta	g	4	10	0	0	4	1	2	3	1	12	1	2	0	0	27
05	UBA, Blessing	g	0	2	0	1	0	1	0	1	0	0	0	1	0	0	15
11	CUK, Smiljana	g	0	0	0	0	0	1	1	0	0	0	0	0	0	0	4
13	THOMAS, Jasmine	g	0	0	0	0	0	1	1	0	0	0	0	1	0	0	11
15	WILLIAMS, Jerryshia	g	0	1	0	0	0	1	1	0	0	0	0	0	0	0	11
21	KIRKLAND, Jasmine	g	0	0	0	0	0	1	1	0	0	0	1	0	1	7	
22	TAYLOR, Alexandria	g	2	2	1	1	0	0	0	0	2	5	2	1	2	0	9
55	FRAZIER, Chantrell	g	0	3	0	0	0	0	0	0	0	0	0	1	1	1	14
<b>Team</b>							1			2			3				



Official Basketball Box Score -- Game Totals -- Final Statistics  
**Hampton vs South Carolina**  
11/22/12 2:15 p.m.AST at St. Thomas, U.S. Virgin Islands



**Hampton 34 • 4-1**

##	Player	Total		3-Ptr		Rebounds			PF	TP	A	TO	Blk	Stl	Min
		FG	FGA	FG	FGA	FT	FTA	Off							
13	AVANT,Keiara	f	1-9	0-1	6-6	2	1	3	4	8	0	3	0	1	35
21	BENNETT,Alyssa	f	5-20	1-4	2-6	1	7	8	3	13	0	6	0	2	40
33	WARD,Brielle	f	0-1	0-0	0-0	0	1	1	3	0	0	1	0	0	7
01	COLE,Kenia	g	0-1	0-0	0-2	0	4	4	1	0	2	1	0	3	26
02	HAMILTON,Nicole	g	2-15	0-5	2-2	1	2	3	2	6	3	1	0	3	40
11	PHELPS,Ariel	g	1-1	0-0	0-0	0	1	1	2	2	0	1	0	2	16
15	JORDAN,Ryan	g	0-2	0-0	0-0	0	0	0	2	0	0	0	0	0	4
23	GUILFORD,JoNiquia	g	0-0	0-0	0-0	0	1	1	0	0	0	0	0	2	5
24	ALLEN,Olivia	g	2-6	1-2	0-0	0	2	2	2	5	0	0	0	0	14
25	BRUNSON,Delia	g	0-0	0-0	0-0	0	0	0	2	0	1	0	0	0	6
42	AUDAIN,Brascia	g	0-2	0-0	0-0	1	1	2	1	0	0	0	0	0	7
	<b>Team</b>						5	2	7						
	<b>Totals</b>		11-57	2-12	10-16	10	22	32	22	34	6	15	1	13	200

FG % 1st Half: 5-24 20.8% 2nd half: 6-33 18.2% Game: 11-57 19.3%  
 3FG % 1st Half: 1-4 25.0% 2nd half: 1-8 12.5% Game: 2-12 16.7%  
 FT % 1st Half: 2-4 50.0% 2nd half: 8-12 66.7% Game: 10-16 62.5%  
 Deaddball Rebounds: 3,1

**South Carolina 45 • 5-0**

##	Player	Total		3-Ptr		Rebounds			PF	TP	A	TO	Blk	Stl	Min
		FG	FGA	FG	FGA	FT	FTA	Off							
21	BRUNER, Ashley	f	2-6	0-0	1-9	4	8	12	2	5	2	5	0	1	28
24	WELCH, Aleighsa	f	6-7	0-0	4-6	6	5	11	0	16	1	7	0	1	31
25	MITCHELL, Tiffany	g	2-9	1-3	2-4	0	8	8	3	7	2	4	0	1	27
02	WALKER, Ieasia	g	2-7	2-5	0-4	0	2	2	1	6	1	5	0	0	34
20	WHITE, Sancheon	g	0-3	0-0	0-0	2	4	6	2	0	0	0	0	1	30
05	SESSIONS, Khadijah	g	1-2	0-0	0-0	0	1	1	2	2	1	3	0	0	9
12	MONTOUT, Wilka	g	1-3	1-1	0-0	1	1	2	0	3	0	2	0	1	14
31	DOZIER, Asia	g	1-8	1-4	2-2	0	3	3	5	0	2	0	0	0	19
33	IBIAM, Elem	g	0-1	0-0	1-2	0	5	5	1	1	0	0	1	0	8
	<b>Team</b>						5	2	7						
	<b>Totals</b>		15-46	5-13	10-27	18	39	57	12	45	7	29	1	5	200

FG % 1st Half: 7-27 25.9% 2nd half: 8-19 42.1% Game: 15-46 32.6%  
 3FG % 1st Half: 3-6 50.0% 2nd half: 2-7 28.6% Game: 5-13 38.5%  
 FT % 1st Half: 2-4 50.0% 2nd half: 8-23 34.8% Game: 10-27 37.0%  
 Deaddball Rebounds: 7

Officials: Dee Kanter, Bryan Brunette, Geraldine Smith  
 Technical fouls: Hampton-None. South Carolina-None.  
 Attendance: 2012 Ezybonds Global Payments Paradise Jam Women's Basketball Tournament  
 Presented by Basketball Travelers

Score by periods	1st	2nd	Total
Hampton	13	21	34
South Carolina	19	26	45

Points In Off 2nd Fast Bench  
 HAM Paint T/O Chance Break 7 11  
 SC 22 14 4 6 7

Last FG - HAM 2nd-01:40, SC 2nd-02:08.  
 Largest lead - HAM None, SC by 15 2nd-11:30.  
 Score tied - 0 times.  
 Lead changed - 0 times.



Official Basketball Box Score -- Game Totals -- Final Statistics  
**DePaul vs South Carolina**  
11/24/12 4:30 p.m.AST at St. Thomas, U.S. Virgin Islands



**DePaul 46 • 5-2**

##	Player	Total		3-Ptr		Rebounds			PF	TP	A	TO	Blk	Stl	Min
		FG	FGA	FG	FGA	FT	FTA	Off							
31	PENNY, Jasmine	f	3-11	1-1	0-0	2	2	4	4	7	0	0	0	0	30
51	HARRY, Katherine	f	5-11	0-2	0-0	2	3	5	3	10	2	2	0	0	31
12	HRYNKO, Brittania	g	1-13	1-8	1-2	2	2	4	3	4	6	5	0	1	38
13	JENKINS, Chanise	g	3-10	0-3	0-0	1	3	4	5	6	2	2	0	0	28
21	REGOWSKI, Megan	g	5-11	2-4	1-2	4	4	8	1	13	0	1	0	3	34
20	ROYNOLDS, Kelsey	g	0-2	0-0	0-0	0	0	0	2	0	2	0	0	1	22
22	SCHULTE, Brooke	g	0-0	0-0	0-0	0	1	1	1	0	0	0	0	0	1
44	HARVEY-CARR, Brandi	g	1-4	0-0	0-0	1	0	1	1	2	0	0	0	0	9
54	SMITH, KELSEY	g	1-2	0-0	2-2	0	0	0	1	4	0	0	0	0	7
	<b>Team</b>						1	3	4						
	<b>Totals</b>		19-64	4-18	4-6	13	18	31	21	46	12	11	0	6	200

FG % 1st Half: 9-30 30.0% 2nd half: 10-34 29.4% Game: 19-64 29.7%  
 3FG % 1st Half: 2-8 25.0% 2nd half: 2-10 20.0% Game: 4-18 22.2%  
 FT % 1st Half: 1-2 50.0% 2nd half: 3-4 75.0% Game: 4-6 66.7%  
 Deaddball Rebounds: 2,3

**South Carolina 55 • 7-0**

##	Player	Total		3-Ptr		Rebounds			PF	TP	A	TO	Blk	Stl	Min
		FG	FGA	FG	FGA	FT	FTA	Off							
21	BRUNER, Ashley	f	5-10	0-0	1-7	5	7	12	1	11	0	4	1	1	37
24	WELCH, Aleighsa	f	3-7	0-0	3-6	5	5	10	3	9	1	2	0	0	26
02	WALKER, Ieasia	g	4-11	0-3	3-4	2	4	6	0	11	0	2	1	1	32
20	WHITE, Sancheon	g	5-7	0-1	0-1	2	3	5	2	10	0	1	0	1	35
25	MITCHELL, Tiffany	g	1-5	0-0	4-8	1	5	6	1	6	0	4	0	2	29
05	SESSIONS, Khadijah	g	2-8	0-1	2-3	0	1	1	1	6	0	0	0	0	21
12	MONTOUT, Wilka	g	1-2	0-0	0-0	0	1	1	1	2	0	1	1	0	6
31	DOZIER, Asia	g	0-1	0-1	0-0	0	1	1	0	0	0	0	0	0	4
33	IBIAM, Elem	g	0-0	0-0	0-0	0	1	1	0	0	0	0	0	0	10
	<b>Team</b>						4	4							
	<b>Totals</b>		21-51	0-6	13-29	15	32	47	10	55	1	14	3	5	200

FG % 1st Half: 10-30 33.3% 2nd half: 11-21 52.4% Game: 21-51 41.2%  
 3FG % 1st Half: 0-4 0.0% 2nd half: 0-2 0.0% Game: 0-6 0.0%  
 FT % 1st Half: 2-5 40.0% 2nd half: 11-24 45.8% Game: 13-29 44.8%  
 Deaddball Rebounds: 10

Officials: Dee Kanter, Denise Brooks, Lauren Holtkamp  
 Technical fouls: DePaul-None. South Carolina-None.  
 Attendance: 2012 Ezybonds Global Payments Paradise Jam Women's Basketball  
 Presented by Basketball Travelers  
 South Carolina wins the Reef Division Championship

Score by periods	1st	2nd	Total
DePaul	21	25	46
South Carolina	22	33	55

Points In Off 2nd Fast Bench  
 DPU Paint T/O Chance Break 7 6  
 SC 22 11 8 7 6

Last FG - DPU 2nd-00:49, SC 2nd-03:06.  
 Largest lead - DPU by 3 2nd-17:45, SC by 14 2nd-03:06.  
 Score tied - 3 times.  
 Lead changed - 5 times.



Official Basketball Box Score -- Game Totals -- Final Statistics  
**South Carolina vs Florida Gulf Coast**  
11/23/12 4:30 p.m.AST at St. Thomas, U.S. Virgin Islands



**South Carolina 65 • 6-0**

##	Player	Total		3-Ptr		Rebounds			PF	TP	A	TO	Blk	Stl	Min
		FG	FGA	FG	FGA	FT	FTA	Off							
21	BRUNER, Ashley	f	7-12	0-1	1-3	3	1	4	2	15	1	3	0	1	27
24	WELCH, Aleighsa	f	6-7	0-0	2-3	6	5	11	1	14	0	1	0	0	23
02	WALKER, Ieasia	g	2-6	2-5	0-0	0	1	1	0	6	2	2	0	0	25
20	WHITE, Sancheon	g	5-11	1-1	0-1	3	2	5	0	11	2	2	0	3	29
25	MITCHELL, Tiffany	g	3-7	0-0	2-2	5	6	11	1	8	3	3	0	1	28
05	SESSIONS, Khadijah	g	2-5	1-3	0-0	1	0	2	2	5	2	1	0	1	21
12	MONTOUT, Wilka	g	1-4	0-0	0-0	3	2	5	3	2	1	1	0	0	16
31	DOZIER, Asia	g	1-6	0-5	0-0	1	0	1	5	2	1	2	0	0	16
33	IBIAM, Elem	g	0-3	0-0	2-4	1	3	4	0	2	0	0	0	0	15
	<b>Team</b>						1	2	3						
	<b>Totals</b>		27-61	4-15	7-13	24	22	46	14	65	12	15	0	6	200

FG % 1st Half: 14-29 48.3% 2nd half: 13-32 40.6% Game: 27-61 44.3%  
 3FG % 1st Half: 3-9 33.3% 2nd half: 1-6 16.7% Game: 4-15 26.7%  
 FT % 1st Half: 1-3 33.3% 2nd half: 6-10 60.0% Game: 7-15 53.8%  
 Deaddball Rebounds: 2,2

**Florida Gulf Coast 46 • 2-3**

##	Player	Total		3-Ptr		Rebounds			PF	TP	A	TO	Blk	Stl	Min
		FG	FGA	FG	FGA	FT	FTA	Off							
03	MEADOR, Katie	f	1-1	0-0	0-0	3	0	3	5	2	1	2	0	0	24
02	GRADINJAN, Taylor	g	1-5	1-3	1-2	0	3	3	1	4	0	2	0	0	21
05	HANSEN, Sarah	g	7-12	1-4	3-4	3	3	6	2	18	3	0	0	1	29
23	ADAMS, Betsy	g	0-6	0-6	0-0	0	1	1	3	0	4	0	2	3	36
30	IAMSTRONG, Joyce	g	2-7	2-6	0-0	0	2	2	5	6	0	3	0	2	25
04	MURRELL, Bethany	g	0-1	0-1	0-0	1	0	1	1	0	0	0	0	0	6
11	MOORE, Amanda	g	1-1	1-1	2-2	0	0	0	0	5	0	1	0	1	12



Official Basketball Box Score -- Game Totals -- Final Statistics  
**#-/24 South Carolina vs Seton Hall**  
 12/2/12 2:00 PM at South Orange, N.J. (Walsh Gymnasium)



**#-/24 South Carolina 55 • 9-0**

#	Player	Total		3-Ptr	Rebounds			PF	TP	A	TO	Blk	Stl	Min	
		FG-FGA	FG-FGA		FT-FTA	Off	Def								Tot
21	BRUNER, Ashley	f	4-8	0-1	1-4	3	4	7	1	9	2	3	0	5	30
24	WELCH, Aleighsa	f	5-11	0-0	4-4	7	3	10	1	14	0	2	0	1	32
02	WALKER, Ieasia	g	2-7	2-5	0-3	1	2	3	2	6	1	4	1	1	36
20	WHITE, Sancheon	g	2-6	0-2	4-4	1	0	1	0	8	0	0	1	1	26
25	MITCHELL, Tiffany	g	4-7	2-2	3-9	3	8	11	3	13	1	4	0	1	28
05	SESSIONS, Khadijah	g	1-5	0-2	1-3	1	0	1	0	3	1	0	0	2	15
12	MONTOUT, Wilka	g	1-4	0-1	0-1	1	0	1	0	2	0	0	0	0	11
31	DOZIER, Asia	g	0-1	0-0	0-0	0	1	1	0	0	0	0	0	0	10
33	IBIAM, Elem	g	0-4	0-0	0-0	0	1	1	0	0	0	0	1	0	12
Team			0 2 2		0 2 2										
Totals			19-53	4-13	13-28	17	21	38	8	55	5	14	3	11	200

FG % 1st Half: 10-31 32.3% 2nd half: 9-22 40.9% Game: 19-53 35.8% Deadball  
 3FG % 1st Half: 1-7 14.3% 2nd half: 3-6 50.0% Game: 4-13 30.8% Rebounds  
 FT % 1st Half: 3-9 33.3% 2nd half: 10-19 52.6% Game: 13-28 46.4%

**Seton Hall 42 • 3-5**

#	Player	Total		3-Ptr	Rebounds			PF	TP	A	TO	Blk	Stl	Min	
		FG-FGA	FG-FGA		FT-FTA	Off	Def								Tot
13	MASEKO, Alexandra	f	4-6	0-0	0-0	0	0	0	4	8	1	2	0	1	22
44	JOHNSON, Janee	f	3-8	0-0	0-0	2	7	9	2	6	0	2	2	1	35
02	MORRIS, Brittany	g	4-11	2-4	0-0	0	5	5	3	10	2	2	0	1	38
05	BROWN, Alexis	g	3-5	0-0	1-2	0	1	1	5	7	3	5	0	3	28
11	SIMMONS, Ka-Deirdre	g	3-7	1-1	0-0	0	1	1	1	7	5	4	0	4	39
01	RICHARDSON-SMITH, Richard	g	0-4	0-1	0-0	0	1	1	0	0	0	1	2	0	8
03	EKEDIGWE, Chizoba	g	0-1	0-0	0-0	1	1	2	5	0	0	2	1	0	10
05	SESSIONS, Khadijah	g	0-0	0-0	0-0	0	1	1	2	0	0	1	0	1	5
22	GREEN, Terry	g	1-3	1-2	0-0	0	3	3	1	3	0	0	0	0	9
55	JONES, Breanna	g	0-0	0-0	1-2	0	0	0	0	1	0	0	0	0	6
Team			0 3 3		0 3 3										
Totals			18-45	4-8	2-4	3	23	26	23	42	11	20	5	11	200

FG % 1st Half: 10-21 47.6% 2nd half: 8-24 33.3% Game: 18-45 40.0% Deadball  
 3FG % 1st Half: 1-2 50.0% 2nd half: 3-6 50.0% Game: 4-8 50.0% Rebounds  
 FT % 1st Half: 1-2 50.0% 2nd half: 1-2 50.0% Game: 2-4 50.0%

Officials: Denise Brooks, Amy Bonner, Ed Sidlasky  
 Technical fouls: #-/24 South Carolina-None. Seton Hall-TEAM.

Attendance: 432  
 Unsporting Technical Foul on SHU HC Anne Donovan with 9:01 remaining in 2nd half.

Score by periods	1st	2nd	Total
#-/24 South Carolina	24	31	55
Seton Hall	22	20	42

	In	Off	2nd	Fast	Bench
Points	Paint	T/O	Chance	Break	
#-/24 South Carolina	30	20	13	6	5
SC	22	10	2	10	4

Last FG - SC 2nd-00:31, SHU 2nd-01:07.  
 Largest lead - SC by 16 2nd-04:04, SHU by 6 1st-05:14.

Score tied - 2 times.  
 Lead changed - 5 times.



Official Basketball Box Score -- Game Totals -- Final Statistics  
**Furman vs #-/21 South Carolina**  
 12/9/12 3 p.m. at Columbia, S.C./Colonial Life Arena



**Furman 35 • 3-5**

#	Player	Total		3-Ptr	Rebounds			PF	TP	A	TO	Blk	Stl	Min	
		FG-FGA	FG-FGA		FT-FTA	Off	Def								Tot
21	WILKINS, Holli	f	1-6	0-0	2-2	0	2	2	4	4	0	3	0	27	
33	GRISWOLD, Teshia	f	2-9	1-5	4-4	2	2	4	0	9	1	0	0	38	
03	NORWOOD, Erica	g	2-10	0-1	0-0	0	4	4	4	4	1	6	0	24	
15	BRYAN, Savonia	g	0-2	0-0	0-0	0	4	4	2	0	0	2	0	20	
31	HODGES, Brittany	g	3-6	0-0	4-4	3	4	7	4	10	0	3	1	0	38
11	REIMER, Courtney	g	0-0	0-0	0-0	0	0	0	0	0	0	0	1	2	
12	ELLIS, Kelsey	g	0-1	0-0	0-0	0	1	1	0	0	0	0	0	9	
14	MURPHY, Kaitlin	g	2-7	1-2	0-0	1	1	2	1	5	0	5	0	21	
20	THOMPSON, Raegan	g	1-4	1-2	0-0	0	1	1	0	3	0	1	0	12	
23	PETERSON, Alexis	g	0-1	0-0	0-0	1	2	3	0	0	0	2	0	7	
42	GOODWIN, Shianne	g	0-0	0-0	0-0	0	0	0	0	0	0	0	0	2	
Team			0 0 0		2 3 5										
Totals			11-46	3-10	10-10	9	24	33	15	35	2	24	2	0	200

FG % 1st Half: 5-22 22.7% 2nd half: 6-24 25.0% Game: 11-46 23.9% Deadball  
 3FG % 1st Half: 0-3 0.0% 2nd half: 3-7 42.9% Game: 3-10 30.0% Rebounds  
 FT % 1st Half: 10-10 100.0 2nd half: 0-0 0.0% Game: 10-10 100.0%

**#-/21 South Carolina 69 • 10-0**

#	Player	Total		3-Ptr	Rebounds			PF	TP	A	TO	Blk	Stl	Min	
		FG-FGA	FG-FGA		FT-FTA	Off	Def								Tot
21	BRUNER, Ashley	f	1-6	0-0	0-0	4	1	5	2	2	1	2	2	1	21
24	WELCH, Aleighsa	f	3-4	0-0	5-6	2	1	3	0	11	0	1	0	0	17
02	WALKER, Ieasia	g	4-10	0-3	1-1	1	2	3	1	9	1	1	0	5	21
20	WHITE, Sancheon	g	1-6	0-1	0-0	1	1	2	1	2	2	0	2	3	23
25	MITCHELL, Tiffany	g	8-13	0-1	0-2	2	2	4	1	16	1	2	0	5	29
05	SESSIONS, Khadijah	g	2-5	0-3	3-4	0	2	2	1	7	2	1	1	23	
12	MONTOUT, Wilka	g	4-9	0-2	2-2	2	1	3	1	10	1	0	2	23	
31	DOZIER, Asia	g	1-5	1-5	1-2	0	2	2	2	4	0	0	1	0	21
33	IBIAM, Elem	g	4-8	0-0	0-2	3	6	9	2	8	1	1	1	0	22
Team			1 6 7		1 6 7										
Totals			28-66	1-15	12-19	16	24	40	11	69	9	8	9	15	200

FG % 1st Half: 15-32 46.9% 2nd half: 13-34 38.2% Game: 28-66 42.4% Deadball  
 3FG % 1st Half: 0-7 0.0% 2nd half: 1-8 12.5% Game: 1-15 6.7% Rebounds  
 FT % 1st Half: 7-11 63.6% 2nd half: 5-8 62.5% Game: 12-19 63.2%

Officials: Laura C. Morris, Bruce Morris, Nick Marshall  
 Technical fouls: Furman-None. #-/21 South Carolina-None.

Attendance: 2618

Score by periods	1st	2nd	Total
Furman	20	15	35
#-/21 South Carolina	37	32	69

	In	Off	2nd	Fast	Bench
Points	Paint	T/O	Chance	Break	
FUR	12	6	9	7	8
SC	42	31	17	20	29

Last FG - FUR 2nd-02:28, SC 2nd-01:07.  
 Largest lead - FUR None, SC by 34 2nd-02:47.

Score tied - 0 times.  
 Lead changed - 0 times.



Official Basketball Box Score -- Game Totals -- Final Statistics  
**#1/1 Stanford vs #21/17 South Carolina**  
 12/19/12 7:40 p.m. at Columbia, S.C./Colonial Life Arena



**#1/1 Stanford 53 • 10-0**

#	Player	Total		3-Ptr	Rebounds			PF	TP	A	TO	Blk	Stl	Min	
		FG-FGA	FG-FGA		FT-FTA	Off	Def								Tot
03	Ruef, Mikaela	f	2-3	0-0	0-0	0	6	6	3	4	0	1	0	22	
13	Ogwumike, Chiney	f	8-16	0-0	5-7	2	13	15	3	21	0	4	4	0	40
44	Tinkle, Joslyn	g	0-1	0-0	0-0	1	6	7	3	0	1	2	7	1	36
31	Kokenis, Toni	g	4-13	0-1	7-7	0	1	1	4	15	0	3	0	1	35
33	Orange, Amber	g	5-11	0-0	1-1	1	3	4	1	11	3	7	0	2	37
04	Greenfield, Taylor	g	0-1	0-1	0-0	0	0	0	0	0	0	0	0	0	11
23	Camp, Jasmine	g	0-0	0-0	0-0	0	0	0	0	0	0	1	0	0	3
25	Payne, Erica	g	0-0	0-0	0-0	0	0	0	0	0	0	0	0	0	3
41	Samuelson, Bonnie	g	0-2	0-2	2-2	1	2	3	1	2	0	0	0	0	13
Team			4 2 6		4 2 6										
Totals			19-47	0-4	15-17	9	33	42	15	53	4	18	11	4	200

FG % 1st Half: 9-23 39.1% 2nd half: 10-24 41.7% Game: 19-47 40.4% Deadball  
 3FG % 1st Half: 0-3 0.0% 2nd half: 0-1 0.0% Game: 0-4 0.0% Rebounds  
 FT % 1st Half: 6-8 75.0% 2nd half: 9-9 100.0% Game: 15-17 88.2%

**#21/17 South Carolina 49 • 10-1**

#	Player	Total		3-Ptr	Rebounds			PF	TP	A	TO	Blk	Stl	Min	
		FG-FGA	FG-FGA		FT-FTA	Off	Def								Tot
21	BRUNER, Ashley	f	1-9	0-0	3-4	2	6	8	3	5	1	2	0	2	35
24	WELCH, Aleighsa	f	7-10	0-0	3-6	1	4	5	3	17	2	0	0	0	34
02	WALKER, Ieasia	g	5-15	2-5	3-4	1	2	3	4	15	3	0	0	4	35
20	WHITE, Sancheon	g	2-9	1-3	0-0	3	0								



Official Basketball Box Score -- Game Totals -- Final Statistics  
**Western Carolina vs #19/16 South Carolina**  
 12/29/12 7 p.m. at Columbia, S.C./Colonial Life Arena



**Western Carolina 44 • 3-8**

#	Player	Total		3-Ptr	Rebounds			PF	TP	A	TO	Blk	Stl	Min	
		FG-FGA	FG-FGA	FT-FTA	Off	Def	Tot								
11	HUNNICUTT, Diamond	f	1-3	0-0	1-2	0	1	1	0	3	0	3	0	0	18
21	ABRAHAM, Alex	f	1-3	0-0	0-0	1	3	4	3	2	2	1	0	1	26
34	TERRY, Shauna	f	2-6	0-0	1-1	1	1	2	4	5	0	1	0	1	15
03	HADEN, Hana	g	1-2	1-1	0-0	0	0	0	0	3	2	1	0	0	23
20	LANE, Ali	g	1-5	0-0	0-0	3	3	6	2	2	1	5	0	0	25
05	MCKINNEY, Janae'		1-4	0-0	0-0	0	1	1	0	2	0	1	0	1	16
14	THACKER, Nancy		0-0	0-0	0-0	0	0	0	0	0	0	0	0	0	2
15	SIMPSON, Lindsay		4-7	1-3	0-1	2	0	2	1	9	0	1	0	1	16
23	WAKAMA, Rena		2-8	0-1	0-0	2	3	5	0	4	1	2	0	0	14
25	JOSEPH, Erika		1-2	0-0	0-0	1	0	1	1	2	0	0	0	0	8
32	CAMPBELL, Makensey		3-3	1-1	2-2	0	0	0	2	9	0	0	0	0	13
33	LYON, Kristen		0-1	0-0	1-2	0	0	0	1	1	2	0	0	0	9
35	BURLESON, Lindsey		0-0	0-0	0-0	0	1	1	0	0	0	0	0	0	2
43	STEWART, Melanie		1-2	0-0	0-0	0	1	1	2	2	0	3	2	0	13
	Team					2	3	5			2				
	Totals		18-46	3-6	5-8	12	17	29	16	44	8	20	2	4	200

FG % 1st Half: 8-19 42.1% 2nd half: 10-27 37.0% Game: 18-46 39.1% Deadball Rebounds 1  
 3FG % 1st Half: 1-2 50.0% 2nd half: 2-4 50.0% Game: 3-6 50.0%  
 FT % 1st Half: 1-2 50.0% 2nd half: 4-6 66.7% Game: 5-8 62.5%

**#19/16 South Carolina 66 • 12-1**

#	Player	Total		3-Ptr	Rebounds			PF	TP	A	TO	Blk	Stl	Min	
		FG-FGA	FG-FGA	FT-FTA	Off	Def	Tot								
21	BRUNER, Ashley	f	2-8	0-1	0-2	2	3	5	0	4	2	1	1	2	29
24	WELCH, Aleighsa	f	3-4	0-0	2-2	3	3	6	0	8	2	1	0	1	18
02	WALKER, Ieasia	g	3-5	1-1	2-3	0	1	1	3	9	4	1	0	5	28
20	WHITE, Sancheon	g	3-5	1-1	0-0	1	1	2	2	7	2	1	0	0	23
25	MITCHELL, Tiffany	g	5-6	2-2	0-3	2	0	2	4	12	1	2	0	0	23
05	SESSIONS, Khadijah		3-6	1-2	0-0	1	1	2	0	7	2	2	1	0	18
12	MONTOUT, Wilka		3-8	0-1	0-0	1	1	2	0	6	0	0	0	0	19
31	DOZIER, Asia		2-6	1-1	0-3	1	1	2	1	5	1	2	1	1	17
33	IBIAM, Elem		4-8	0-0	0-1	5	4	9	2	8	1	0	5	1	25
	Team					1	1	2							
	Totals		28-56	6-9	4-14	17	16	33	12	66	15	10	8	10	200

FG % 1st Half: 13-31 41.9% 2nd half: 15-25 60.0% Game: 28-56 50.0% Deadball Rebounds 4,2  
 3FG % 1st Half: 2-4 50.0% 2nd half: 4-5 80.0% Game: 6-9 66.7%  
 FT % 1st Half: 1-7 14.3% 2nd half: 3-7 42.9% Game: 4-14 28.6%

Officials: Nanette Sisk, Ed Sidlasky, Dawn Marsh  
 Technical fouls: Western Carolina-None. #19/16 South Carolina-None.  
 Attendance: 3248

Score by periods	1st	2nd	Total
Western Carolina	18	26	44
#19/16 South Carolina	29	37	66

	In	Off	2nd	Fast	Bench
Points	12	9	9	3	29
Paint	30	21	15	8	26

Last FG - WCU 2nd-00:05, SC 2nd-01:51. Score tied - 0 times.  
 Largest lead - WCU None, SC by 28 2nd-01:51. Lead changed - 0 times.



Official Basketball Box Score -- Game Totals -- Final Statistics  
**#18/15 South Carolina vs Mississippi State**  
 01/06/13 2 pm at Starkville, Miss. (Humphrey Coliseum)



**#18/15 South Carolina 60 • 13-2 (1-1 SEC)**

#	Player	Total		3-Ptr	Rebounds			PF	TP	A	TO	Blk	Stl	Min	
		FG-FGA	FG-FGA	FT-FTA	Off	Def	Tot								
21	BRUNER, Ashley	f	1-3	0-0	5-12	0	5	5	3	7	0	2	0	1	22
24	WELCH, Aleighsa	f	5-9	0-0	6-8	3	4	7	4	16	3	0	0	0	31
02	WALKER, Ieasia	g	2-6	0-0	4-6	1	3	4	2	8	1	4	0	1	28
20	WHITE, Sancheon	g	5-9	0-1	1-2	3	3	6	3	11	0	1	0	3	29
25	MITCHELL, Tiffany	g	0-4	0-0	5-6	1	4	5	2	5	0	2	0	1	35
05	SESSIONS, Khadijah		0-1	0-1	5-7	0	0	0	2	5	1	3	0	0	12
12	MONTOUT, Wilka		0-1	0-0	2-2	1	3	4	0	2	0	0	0	0	15
31	DOZIER, Asia		0-0	0-0	1-2	0	2	2	0	1	0	0	1	0	9
33	IBIAM, Elem		1-6	0-0	3-5	1	2	3	0	5	0	0	2	0	19
	Team					2	2	4							
	Totals		14-39	0-2	32-50	12	28	40	16	60	5	12	3	6	200

FG % 1st Half: 6-21 28.6% 2nd half: 8-18 44.4% Game: 14-39 35.9% Deadball Rebounds 9,1  
 3FG % 1st Half: 0-1 0.0% 2nd half: 0-1 0.0% Game: 0-2 0.0%  
 FT % 1st Half: 16-24 66.7% 2nd half: 16-26 61.5% Game: 32-50 64.0%

**Mississippi State 46 • 8-7 (0-2 SEC)**

#	Player	Total		3-Ptr	Rebounds			PF	TP	A	TO	Blk	Stl	Min	
		FG-FGA	FG-FGA	FT-FTA	Off	Def	Tot								
10	Martha Alwal	f	1-4	0-0	2-2	3	5	8	4	4	0	0	4	0	23
23	Carnecia Williams	f	0-1	0-0	0-0	1	3	4	5	0	0	1	0	0	9
02	Darriell Gaynor	g	1-4	1-4	0-0	0	1	1	2	3	1	0	0	0	21
14	Kendra Grant	g	4-10	0-0	7-8	1	0	1	3	15	0	2	0	0	40
21	Jerica James	g	6-17	2-6	0-0	0	4	4	3	14	1	2	0	0	36
05	Sherise Williams		2-6	0-0	1-4	1	5	6	5	5	0	3	3	1	30
11	Katia May		1-1	1-1	0-0	0	0	0	1	3	0	2	0	0	4
12	Candace Foster		0-1	0-0	0-0	0	0	0	1	0	2	1	0	0	12
20	Shamia Robinson		1-3	0-0	0-0	0	1	1	4	2	1	0	0	1	17
44	Jessy Ward		0-3	0-1	0-0	0	1	1	1	0	0	0	0	0	8
	Team					2	2	4			2				
	Totals		16-50	4-12	10-14	8	22	30	29	46	5	13	7	2	200

FG % 1st Half: 7-25 28.0% 2nd half: 9-25 36.0% Game: 16-50 32.0% Deadball Rebounds 1  
 3FG % 1st Half: 2-5 40.0% 2nd half: 2-7 28.6% Game: 4-12 33.3%  
 FT % 1st Half: 4-5 80.0% 2nd half: 6-9 66.7% Game: 10-14 71.4%

Officials: Eric Koch, Roy Gulbeyan, Charlie Hust  
 Technical fouls: #18/15 South Carolina-None. Mississippi State-None.  
 Attendance: 1325

Score by periods	1st	2nd	Total
#18/15 South Carolina	28	32	60
Mississippi State	20	26	46

	In	Off	2nd	Fast	Bench
Points	24	17	13	8	13
Paint	10	5	8	0	10


Last FG - SC 2nd-01:05, MS 2nd-01:30. Score tied - 0 times.  
 Largest lead - SC by 18 2nd-03:56, MS None. Lead changed - 0 times.



**2012-13 South Carolina Basketball**  
**South Carolina Points-Rebounds-Assists (as of Jan 08, 2013)**  
**All games**



Opponent	Date	Score	02	05	12	15	20	21	24	25	31	33
			WALKER,IEA	SESSIONS,K	MONTGOMERY,W	DAVIS,TIFF	WHITESANG	BRUNERAS	WELCH,ALEI	MITCHELL,T	DOZIER,ASI	IBIAME,LEEM
ELON	11/09/12	77-44 w	13-4-4	8-0-0	1-2-2	6-3-3	8-1-2	15-3-0	9-9-1	9-2-3	4-10-0	4-1-0
at LATECH	11/12/12	82-58 w	10-3-8	3-1-1	12-3-0	4-1-0	4-8-2	17-2-3	14-8-1	13-8-0	5-2-5	DNP
SSU	11/15/12	78-47 w	10-1-5	6-3-4	9-6-0	2-0-1	9-4-1	8-12-1	13-12-0	10-5-4	11-3-2	DNP
CU	11/18/12	64-43 w	9-8-4	3-1-1	4-1-1	DNP	3-6-0	16-8-0	7-6-0	16-6-2	0-5-1	6-0-0
vs HAM	11/22/12	45-34 w	6-2-1	2-1-1	3-2-0	DNP	0-6-0	5-12-2	16-11-1	7-8-2	5-3-0	1-5-0
vs FGCU	11/23/12	65-46 w	6-1-2	5-1-2	2-5-1	DNP	11-5-2	15-4-1	14-11-0	8-11-3	2-1-1	2-4-0
vs DPU	11/24/12	55-46 w	11-6-0	6-1-0	2-1-0	DNP	10-5-0	11-12-0	9-10-1	6-6-0	0-1-0	0-1-0
DREXEL	11/28/12	58-55 w	6-2-2	3-0-0	0-0-0	DNP	5-4-2	12-8-2	12-15-0	14-2-1	3-1-1	3-3-0
at SHU	12/2/12	55-42 w	6-3-1	3-1-1	2-1-0	DNP	8-1-0	9-7-2	14-10-0	13-11-1	0-1-0	0-1-0
FUR	12/9/12	69-35 w	9-3-1	7-2-2	10-3-1	DNP	2-2-2	2-5-1	11-3-0	16-4-1	4-2-0	8-9-1
STAN	12/19/12	49-53 L	15-3-3	0-0-0	0-0-0	DNP	5-3-0	5-8-1	17-5-2	2-5-0	5-0-0	0-3-0
SCSU	12/21/12	65-45 w	0-1-3	8-1-1	2-1-0	DNP	3-1-0	1-8-4	16-14-0	21-11-2	3-4-3	11-2-0
WCU	12/29/12	66-44 w	9-1-4	7-2-2	6-2-0	DNP	7-2-2	4-5-2	8-6-2	12-2-1	5-2-1	8-9-1
UT	01/03/13	53-73 L	10-7-3	1-1-0	0-2-0	DNP	7-7-1	12-6-1	6-5-0	14-5-1	3-2-0	0-3-0
at MS	01/06/13	60-46 w	8-4-1	5-0-1	2-4-0	DNP	11-6-0	7-5-0	16-7-3	5-5-0	1-2-0	5-3-0








**2012-13 South Carolina Basketball**  
 South Carolina Team Game-by-Game Comparison (as of Jan 08, 2013)  
 All games



Opponent	1st	2nd	Score	Mar	Total FG	FG Pct	3-Pointers	3FG Pct	Free Throws	FT Pct	Rebounds	Assist	T/Over	Block	Steal	Fouls
ELON	4/1/25	36/19	77-44	+33	31-70/16-54	.443/.296	0-14/2-7	.000/.286	15-30/10-13	.500/.769	53/33	15/4	15/22	3/3	14/7	12/23
Louisiana Tech	40/27	42/31	82-58	+24	30-61/20-51	.492/.392	6-16/3-11	.375/.273	16-25/15-24	.640/.625	42/27	20/12	7/12	4/0	9/3	17/19
SAVANNAH STATE	40/20	38/27	78-47	+31	31-67/18-50	.463/.360	9-25/2-5	.360/.400	7-13/9-16	.538/.563	50/26	18/8	12/12	1/5	4/6	14/13
CLEMSON	3/1/18	33/25	64-43	+21	21-53/11-46	.396/.239	0-14/1-10	.000/.100	22-35/20-24	.629/.833	46/28	9/6	21/20	2/7	13/10	19/30
Hampton	19/13	26/21	45-34	+11	15-46/11-57	.326/.193	5-13/2-12	.385/.167	10-27/10-16	.370/.625	57/32	7/6	29/15	1/1	5/13	12/22
Florida Gulf Coast	32/26	33/20	65-46	+19	27-61/16-44	.443/.364	4-15/7-29	.267/.241	7-13/7-11	.538/.636	46/20	12/9	15/16	0/2	6/6	14/19
DePaul	22/21	33/25	55-46	+9	21-51/19-64	.412/.297	0-6/4-18	.000/.222	13-29/4-6	.448/.667	47/31	1/12	14/11	3/0	5/6	10/21
DREXEL	22/36	33/19	58-55	+3	21-62/22-52	.339/.423	7-17/7-12	.412/.583	9-20/4-6	.450/.667	38/37	8/12	10/17	7/7	13/4	9/15
Seton Hall	24/22	31/20	55-42	+13	19-53/18-45	.358/.400	4-13/4-8	.308/.500	13-28/2-4	.464/.500	38/26	5/11	14/20	3/5	11/11	8/23
FURMAN	37/20	32/15	69-35	+34	28-66/11-46	.424/.239	1-15/3-10	.067/.300	12-19/10-10	.632/1000	40/33	9/2	8/24	9/2	15/0	11/15
#1/1 STANFORD	19/24	30/29	49-53	(4)	18-63/19-47	.286/.404	4-15/0-4	.267/.000	9-14/15-17	.643/.882	31/42	6/4	7/18	2/11	10/4	19/15
SC STATE	33/21	32/24	65-45	+20	17-50/15-49	.340/.306	4-18/1-11	.222/.091	27-44/14-18	.614/.778	48/30	13/9	20/22	5/6	12/11	11/33
WESTERN CAROLINA	29/18	37/26	66-44	+22	28-56/18-46	.500/.391	6-9/3-6	.667/.500	4-14/5-8	.286/.625	33/29	15/8	10/20	8/2	10/4	12/16
#12/13 TENNESSEE	31/32	22/41	53-73	(20)	20-69/28-56	.290/.500	4-18/6-11	.222/.545	9-16/11-14	.563/.766	40/39	6/10	11/12	2/11	6/4	9/13
Mississippi State	28/20	32/26	60-46	+14	14-39/16-50	.359/.320	0-2/4-12	.000/.333	32-50/10-14	.640/.714	40/30	5/5	12/13	3/7	6/2	16/29

Note: Game totals are displayed in the format TEAM/OPPONENT for each category





**2012-13 South Carolina Basketball**  
**South Carolina Game-by-Game Highs (as of Jan 08, 2013)**  
**All games**



Opponent	Date	Score	Points	Rebounds	Assists	Steals	Blocked shots
ELON	11/09/12	77-44	15-BRUNER, Ashley	11-IBIAM, Elem	4-WALKER, leasia	5-DAVIS, Tiffany	2-IBIAM, Elem
at Louisiana Tech	11/12/12	82-58	17-BRUNER, Ashley	8-WELCH, Aleighsa MITCHELL, Tiffany WHITE, Sancheon	8-WALKER, leasia	2-WHITE, Sancheon WALKER, leasia WELCH, Aleighsa DOZIER, Asia	2-WELCH, Aleighsa
SAVANNAH STATE	11/15/12	78-47	13-WELCH, Aleighsa	12-BRUNER, Ashley WELCH, Aleighsa	5-WALKER, leasia	3-SESSIONS, Khadij	1-MONTOUT, Wilka
CLEMSON	11/18/12	64-43	16-MITCHELL, Tiffany BRUNER, Ashley	8-BRUNER, Ashley WALKER, leasia	4-WALKER, leasia	4-WALKER, leasia	1-WELCH, Aleighsa WHITE, Sancheon
vs Hampton	11/22/12	45-34	16-WELCH, Aleighsa	12-BRUNER, Ashley	2-MITCHELL, Tiffany BRUNER, Ashley	1-MONTOUT, Wilka WELCH, Aleighsa MITCHELL, Tiffany WHITE, Sancheon BRUNER, Ashley	1-IBIAM, Elem
vs Florida Gulf Coast	11/23/12	65-46	15-BRUNER, Ashley	11-WELCH, Aleighsa MITCHELL, Tiffany	3-MITCHELL, Tiffany	3-WHITE, Sancheon	None
vs DePaul	11/24/12	55-46	11-BRUNER, Ashley WALKER, leasia	12-BRUNER, Ashley	1-WELCH, Aleighsa	2-MITCHELL, Tiffany	1-WALKER, leasia BRUNER, Ashley MONTOUT, Wilka
DREXEL	11/28/12	58-55	14-MITCHELL, Tiffany	15-WELCH, Aleighsa	2-WHITE, Sancheon BRUNER, Ashley WALKER, leasia	4-BRUNER, Ashley	4-WHITE, Sancheon
at Seton Hall	12/2/12	55-42	14-WELCH, Aleighsa	11-MITCHELL, Tiffany	2-BRUNER, Ashley	5-BRUNER, Ashley	1-IBIAM, Elem WALKER, leasia WHITE, Sancheon
FURMAN	12/9/12	69-35	16-MITCHELL, Tiffany	9-IBIAM, Elem	2-SESSIONS, Khadij WHITE, Sancheon	5-MITCHELL, Tiffany WALKER, leasia	2-WHITE, Sancheon MONTOUT, Wilka BRUNER, Ashley
#1/1 STANFORD	12/19/12	49-53	17-WELCH, Aleighsa	8-BRUNER, Ashley	3-WALKER, leasia	4-WALKER, leasia	1-WHITE, Sancheon MITCHELL, Tiffany
SC STATE	12/21/12	65-45	21-MITCHELL, Tiffany	14-WELCH, Aleighsa	4-BRUNER, Ashley	6-WALKER, leasia	2-BRUNER, Ashley WALKER, leasia
WESTERN CAROLINA	12/29/12	66-44	12-MITCHELL, Tiffany	9-IBIAM, Elem	4-WALKER, leasia	5-WALKER, leasia	5-IBIAM, Elem
#12/13 TENNESSEE	01/03/13	53-73	14-MITCHELL, Tiffany	7-WHITE, Sancheon WALKER, leasia	3-WALKER, leasia	4-BRUNER, Ashley	1-IBIAM, Elem WALKER, leasia
at Mississippi State	01/06/13	60-46	16-WELCH, Aleighsa	7-WELCH, Aleighsa	3-WELCH, Aleighsa	3-WHITE, Sancheon	2-IBIAM, Elem



**2012-13 South Carolina Basketball**  
**South Carolina Combined Team Statistics (as of Jan 08, 2013)**  
**Conference games**



<b>RECORD:</b>	<b>OVERALL</b>	<b>HOME</b>	<b>AWAY</b>	<b>NEUTRAL</b>
ALL GAMES	1-1	0-1	1-0	0-0
CONFERENCE	1-1	0-1	1-0	0-0
NON-CONFERENCE	0-0	0-0	0-0	0-0

#	Player	gp-gs	min	avg	Total		3-Point		F-Throw		Rebounds			pf	dq	a	to	blk	stl	pts	avg	
					fg-fga	fg%	3fg-fga	3fg%	ft-fa	ft%	off	def	tot									avg
24	WELCH, Aleighsa	2-2	53	26.5	8-16	.500	0-0	.000	6-9	.667	6	6	12	6.0	6	0	3	1	0	0	22	11.0
21	BRUNER, Ashley	2-2	51	25.5	5-13	.385	0-0	.000	9-20	.450	4	7	11	5.5	3	0	1	3	0	5	19	9.5
25	MITCHELL, Tiffany	2-2	70	35.0	5-21	.238	1-3	.333	8-9	.889	6	4	10	5.0	2	0	1	3	0	2	19	9.5
20	WHITE, Sancheon	2-2	57	28.5	8-18	.444	0-3	.000	2-4	.500	6	7	13	6.5	4	0	1	2	0	3	18	9.0
02	WALKER, leasia	2-2	59	29.5	6-18	.333	2-6	.333	4-6	.667	2	9	11	5.5	4	0	4	8	1	1	18	9.0
05	SESSIONS, Khadijah	2-0	21	10.5	0-2	.000	0-2	.000	6-9	.667	0	1	1	0.5	3	0	1	4	0	1	6	3.0
33	IBIAM, Elem	2-0	36	18.0	1-10	.100	0-0	.000	3-5	.600	1	5	6	3.0	2	0	0	0	3	0	5	2.5
31	DOZIER, Asia	2-0	26	13.0	1-7	.143	1-5	.200	1-2	.500	1	3	4	2.0	0	0	0	1	1	0	4	2.0
12	MONTOUT, Wilka	2-0	27	13.5	0-3	.000	0-1	.000	2-2	1.000	3	3	6	3.0	1	0	0	1	0	0	2	1.0
<b>Team</b>											4	2	6									
Total.....		2	400		34-108	.315	4-20	.200	41-66	.621	33	47	80	40.0	25	0	11	23	5	12	113	56.5
Opponents.....		2	400		44-106	.415	10-23	.435	21-28	.750	18	51	69	34.5	42	2	15	25	18	6	119	59.5

<b>TEAM STATISTICS</b>	<b>SC</b>	<b>OPP</b>	<b>Date</b>	<b>Opponent</b>	<b>Score</b>	<b>Att.</b>
SCORING	113	119	* 01/03/13	#12/13 TENNESSEE	L 53-73	3939
Points per game	56.5	59.5	* 01/06/13	at Mississippi State	w 60-46	1325
Scoring margin	-3.0	-	< = U.S. Virgin Islands Paradise Jam (St. Thomas, USVI)			
FIELD GOALS-ATT	34-108	44-106	* = SEC Game			
Field goal pct	.315	.415	^ = SEC Tournament (Duluth, Ga.)			
3 POINT FG-ATT	4-20	10-23				
3-point FG pct	.200	.435				
3-pt FG made per game	2.0	5.0				
FREE THROWS-ATT	41-66	21-28				
Free throw pct	.621	.750				
F-Throws made per game	20.5	10.5				
REBOUNDS	80	69				
Rebounds per game	40.0	34.5				
Rebounding margin	+5.5	-				
ASSISTS	11	15				
Assists per game	5.5	7.5				
TURNOVERS	23	25				
Turnovers per game	11.5	12.5				
Turnover margin	+1.0	-				
Assist/turnover ratio	0.5	0.6				
STEALS	12	6				
Steals per game	6.0	3.0				
BLOCKS	5	18				
Blocks per game	2.5	9.0				
ATTENDANCE	3939	1325				
Home games-Avg/Game	1-3939	1-1325				
Neutral site-Avg/Game	-	0-0				

<b>Score by Periods</b>	<b>1st</b>	<b>2nd</b>	<b>Totals</b>
South Carolina	59	54	113
Opponents	52	67	119



**2012-13 South Carolina Basketball**  
**South Carolina Combined Team Statistics (as of Jan 08, 2013)**  
**All games**



<b>RECORD:</b>	<b>OVERALL</b>	<b>HOME</b>	<b>AWAY</b>	<b>NEUTRAL</b>
ALL GAMES	13-2	7-2	3-0	3-0
CONFERENCE	1-1	0-1	1-0	0-0
NON-CONFERENCE	12-1	7-1	2-0	3-0

#	Player	gp-gs	min	avg	Total		3-Point		F-Throw		Rebounds			pf	dq	a	to	blk	stl	pts	avg	
					fg-fga	fg%	3fg-fga	3fg%	ft-fa	ft%	off	def	tot									avg
24	WELCH, Aleighsa	15-15	400	26.7	66-101	.653	1-1	1.000	49-72	.681	68	64	132	8.8	21	0	11	25	3	10	182	12.1
25	MITCHELL, Tiffany	15-15	433	28.9	60-143	.420	11-27	.407	35-65	.538	33	58	91	6.1	29	0	21	34	1	23	166	11.1
21	BRUNER, Ashley	15-15	415	27.7	57-133	.429	0-3	.000	25-80	.313	49	56	105	7.0	22	0	20	34	8	26	139	9.3
02	WALKER, leasia	15-15	460	30.7	42-125	.336	18-55	.327	26-41	.634	16	33	49	3.3	25	0	42	42	7	34	128	8.5
20	WHITE, Sancheon	15-15	400	26.7	38-101	.376	6-22	.273	11-16	.688	28	33	61	4.1	26	0	14	11	10	18	93	6.2
05	SESSIONS, Khadijah	15-0	213	14.2	20-52	.385	3-19	.158	24-39	.615	8	7	15	1.0	11	0	16	19	2	11	67	4.5
15	DAVIS, Tiffany	3-0	40	13.3	4-8	.500	1-4	.250	3-4	.750	1	3	4	1.3	2	0	4	2	0	5	12	4.0
33	IBIAM, Elem	13-0	197	15.2	18-53	.340	0-0	.000	12-25	.480	21	33	54	4.2	16	0	2	6	14	3	48	3.7
12	MONTOUT, Wilka	15-0	221	14.7	20-69	.290	3-18	.167	12-17	.706	20	13	33	2.2	18	0	5	12	4	3	55	3.7
31	DOZIER, Asia	15-0	246	16.4	16-82	.195	11-61	.180	8-18	.444	13	26	39	2.6	23	1	14	13	4	6	51	3.4
Team											28	36	64				7					
Total.....		15	3025		341-867	.393	54-210	.257	205-377	.544	285	362	647	43.1	193	1	149	205	53	139	941	62.7
Opponents.....		15	3025		258-757	.341	49-166	.295	146-201	.726	144	319	463	30.9	306	14	118	254	69	91	711	47.4

<b>TEAM STATISTICS</b>	<b>SC</b>	<b>OPP</b>	<b>Date</b>	<b>Opponent</b>	<b>Score</b>	<b>Att.</b>
SCORING	941	711	11/09/12	ELON	w 77-44	2912
Points per game	62.7	47.4	11/12/12	at Louisiana Tech	w 82-58	2160
Scoring margin	+15.3	-	11/15/12	SAVANNAH STATE	w 78-47	2480
FIELD GOALS-ATT	341-867	258-757	11/18/12	CLEMSON	w 64-43	4893
Field goal pct	.393	.341	< 11/22/12	vs Hampton	w 45-34	424
3 POINT FG-ATT	54-210	49-166	< 11/23/12	vs Florida Gulf Coast	w 65-46	486
3-point FG pct	.257	.295	< 11/24/12	vs DePaul	w 55-46	427
3-pt FG made per game	3.6	3.3	11/28/12	DREXEL	wot 58-55	2675
FREE THROWS-ATT	205-377	146-201	12/2/12	at Seton Hall	w 55-42	432
Free throw pct	.544	.726	12/9/12	FURMAN	w 69-35	2618
F-Throws made per game	13.7	9.7	12/19/12	#1/1 STANFORD	L 49-53	8118
REBOUNDS	647	463	12/21/12	SC STATE	w 65-45	3874
Rebounds per game	43.1	30.9	12/29/12	WESTERN CAROLINA	w 66-44	3248
Rebounding margin	+12.3	-	* 01/03/13	#12/13 TENNESSEE	L 53-73	3939
ASSISTS	149	118	* 01/06/13	at Mississippi State	w 60-46	1325
Assists per game	9.9	7.9	< = U.S. Virgin Islands Paradise Jam (St. Thomas, USVI)			
TURNOVERS	205	254	* = SEC Game			
Turnovers per game	13.7	16.9	^ = SEC Tournament (Duluth, Ga.)			
Turnover margin	+3.3	-				
Assist/turnover ratio	0.7	0.5				
STEALS	139	91				
Steals per game	9.3	6.1				
BLOCKS	53	69				
Blocks per game	3.5	4.6				
ATTENDANCE	34757	5254				
Home games-Avg/Game	9-3862	3-1306				
Neutral site-Avg/Game	-	3-446				

<b>Score by Periods</b>	<b>1st</b>	<b>2nd</b>	<b>OT</b>	<b>Totals</b>
South Carolina	448	490	3	941
Opponents	343	368	0	711