

SOUTH CAROLINA WOMEN'S BASKETBALL 2017-18

Dir. of Communications/PR: Diana Koval | Office: 803.777.7977 | Cell: 314.369.6050 | Email: dkoval@mailbox.sc.edu | Twitter: @DianaKovalSID
Website: www.GamecocksOnline.com | Twitter: @GamecockWBB | Instagram: @GamecockWBB | Facebook: @GamecockWBB | Snapchat: @GamecockWBB

Game 24 February 8, 2018 • Tuscaloosa, Ala. • Coleman Coliseum (15,383)

Schedule/Results

Nov. 3	Coker (Exh.)	W, 116-56
Nov. 10	Alabama State (SECN+)	W, 99-31
Nov. 13	at #15/13 Maryland (ESPN2)	W, 94-86
Nov. 16	at Clemson	W, 66-36
Nov. 19	Wofford (SECN+)	W, 94-60

Gulf Coast Showcase (Estero, Fla.)

Nov. 24	vs. Rutgers	W, 78-68
Nov. 25	vs. St. John's	W, 76-58
Nov. 26	vs. #6/6 Notre Dame	L, 85-92

Nov. 30	Western Carolina (SECN+)	W, 101-43
Dec. 3	#14/16 Duke (SECN)	W, 72-52
Dec. 5	CofC (SECN+)	W, 69-43
Dec. 17	Savannah State (SECN+)	W, 99-38
Dec. 21	at Temple	W, 87-60
Dec. 31	#22/21 Texas A&M* (SECN)	W, 61-59
Jan. 4	at Ole Miss* (SECN+)	W, 88-62
Jan. 7	at #15/15 Missouri* (ESPN2)	L, 74-83
Jan. 11	Auburn* (SECN+)	W, 71-63
Jan. 14	#6/6 Tennessee* (ESPN2)	L, 70-86
Jan. 18	at Vanderbilt* (SECN+)	W, 95-82
Jan. 21	at Kentucky* (ESPNU)	W, 81-64
Jan. 25	Arkansas* (SECN)	W, 90-42
Jan. 28	#11/11 Missouri* (ESPN2)	W, 64-54
Feb. 1	#1/1 UConn (ESPN)	L, 58-83
Feb. 5	at #2/2 Mississippi St.* (ESPN2)	L, 53-67
Feb. 8	at Alabama* (SECN)	7 p.m.
Feb. 11	Florida* (SECN)	1 p.m.
Feb. 15	at Georgia* (SECN+)	7 p.m.
Feb. 18	Kentucky* (SECN)	3 p.m.
Feb. 22	LSU* (SECN)	6:30 p.m.
Feb. 25	at Tennessee* (ESPNU/2)	12/4 p.m.

SEC Tournament (Nashville, Tenn.)

Feb. 28	First Round (SECN)
Mar. 1	Second Round (SECN)
Mar. 2	Quarterfinals (SECN)
Mar. 3	Semifinals (ESPNU)
Mar. 4	Final (ESPN2)

All Times Listed as Eastern and are subject to change

* indicates SEC Game

Television outlet listed in parentheses – SECN is SEC Network; SECN+ is SEC Network online via WatchESPN

"We Are"

Each season South Carolina head coach Dawn Staley chooses a theme for her team and its legion of fans to rally around. This season's theme of "We Are" is one that embraces the connection between her team and its fans.

The Gamecocks will employ various "We Are" statements to highlight some of their core traits throughout the season. They also invite fans to share their "We Are" statements to further illustrate how much the team is a reflection of its fans.

South Carolina Gamecocks 18-5, 7-3 SEC



Ranking: 7/8 (AP/Coaches)
Head Coach: Dawn Staley
Record at SC: 239-85 (10th)
Career Record: 411-165 (18th)
Top Scorer: A'ja Wilson (22.8)
Top Reb.: A'ja Wilson (11.6)

VS.



Alabama Crimson Tide 14-9, 4-6 SEC

Ranking: -/
Head Coach: Kristy Curry
Record at ALA: 78-74 (5th)
Career Record: 387-223 (19th)
Top Scorer: Hannah Cook (11.0)
Top Reb.: Ashley Williams (6.3)

Game Information

Tickets: \$1 General Admission

Broadcast: SEC Network (Eric Frede, pxp; Christy Thomaskutty, analyst)

Radio: 1320 AM/107.5 in progress (Brad Muller)

Live Stats: RollTide.com

Series History

South Carolina Record	Last Five	Result	Location
South Carolina Record	23-15		
In Tuscaloosa	9-8	1/1/17 W, 93-45	Columbia
In Columbia	12-5	2/22/16 W, 66-46	Tuscaloosa
At Neutral Site	2-2	1/29/15 W, 85-54	Columbia
Staley Era	13-0	1/8/15 W, 102-59	Tuscaloosa
Current Streak	Won 13	1/19/14 W, 77-51	Columbia












Game Notables

- South Carolina head coach Dawn Staley is one of nine coaches to record at least 100 regular-season SEC victories at one league school. Her 104 league wins is now her 10th season at the helm rank 11th overall in league history.
- Coming off a pair of losses to the nation's No. 1 and No. 2 teams, South Carolina looks to avoid a three-game skid tonight. The Gamecocks have not lost three consecutive games since Jan. 12-19, 2012.
- National player of the year candidate A'ja Wilson's raw numbers this season prove that she is having the best season of an already decorated career, ranking as the only player whose scoring, rebounding and blocks averages are all among the top 20 in the nation – 22.8 ppg (7th), 11.6 rpg (13th), 3.6 bpg (3rd). Taking a deeper dive into her performance shows that 35.0 percent of the Gamecocks' offensive possessions end in her hands, which makes her usage rate among the top 0.2 percent in the nation – highest in the SEC and among the Wooden Award Late Season Top 20 selections. Even with that volume, Wilson's true shooting percentage is in the top 6.8 percent in the nation. (Breakdown courtesy of HerHoopStats.com)
- Freshman guard Bianca Jackson has two double-digit scoring games among her last five outings, including a career-high 20 against #1/1 UConn last Thursday. Challenged by Staley to be more assertive in the offense, Jackson has shot 40.9 percent from 3-point range and 43.2 percent overall during the five-game stretch to rank second on the team with 10.8 points per game. She currently ranks 10th in the SEC in 3-point field goal percentage (.391) on the season.

Tale of the Tape

South Carolina				Alabama			
Overall	SEC Rank	SEC Only	SEC Rank	SEC Only	SEC Rank	Overall	SEC Rank
79.3	3rd	74.7	3rd	63.9	1st	67.5	12th
61.4	7th	66.2	6th	68.8	1st	60.8	6th
.482	1st	.462	2nd	.403	2nd	.405	12th
.368	3rd	.410	6th	.445	6th	.384	5th
.341	5th	.462	4th	.305	3rd	.287	12th
5.0	9th	5.1	7th	4.7	T-3rd	4.6	12th
.353	13th	.358	13th	.397	4th	.308	6th
.672	12th	.670	13th	.718	6th	.716	6th
15.2		15.0		15.0		15.3	
+7.7	4th	+5.2	3rd	+1.4	7th	+4.5	7th
15.3	5th	13.2	6th	10.1	14th	11.8	12th
+2.4	5th	+0.2	7th	-0.5	8th	+1.5	8th
8.3	T-6th	6.3	T-9th	7.9	T-5th	8.8	4th
6.4	1st	5.9	2nd	3.0	T-9th	4.5	5th

2017-18 South Carolina Media Roster

0		Victoria Patrick 5-8 • So. • Guard • Orlando, Fla. PPG 2.2 RPG 0.5 APG 0.6 FG% .250 FT% .500	LAST 5: 3.0 ppg, 1.0 rpg, 4 3-pointers NOTABLE: Solid shooting guard eager to get more minutes this season ... 5 games of 20+ minutes ... starting to show more consistent offensive production ... showed great form at Ole Miss with career-high 11 points.	Career Highs Pts: 11 at Ole Miss, 1/4/18 Reb: 2, 7x, at Kentucky, 1/21/18 Ast: 2, 3x at Kentucky, 1/21/18 Std: 2 vs. Saint Peter's, 11/22/16
4		Doniyah Cliney 6-0 • Jr. • Guard • Newark, N.J. <i>dawn-YAY CLY-nee</i> PPG 8.0 RPG 3.2 APG 2.1 FG% .410 FT% .690	LAST 5: 7.4 ppg, 2.8 rpg, 2.6 apg, 0.8 spg NOTABLE: Athletic guard, good size ... steady development, stat stuffer who can contribute in many ways ... 8 double-figure scoring games this season, including 5 of last 12 ... 9 games of 3 or more assists.	Career Highs Pts: 16 vs. Texas A&M, 12/31/17 Reb: 9 vs. Clemson, 12/15/16 Ast: 6, 2x, vs. Kentucky, 2/2/17 Std: 5 vs. Ala. St., 11/10/17
10		Bianca Jackson 5-10 • Fr. • Guard • Montgomery, Ala. PPG 7.0 RPG 3.6 APG 1.9 FG% .419 FT% .759	LAST 5: 10.8 ppg, 4.2 rpg, 9 3-pointers NOTABLE: Dangerous on both ends of the floor ... 11 starts ... most minutes among SC freshmen (27.9/gm) ... 16 of career-high 20 points came in the second half vs. #1 UConn ... named ASWA 5A Miss Basketball (2017).	Career Highs Pts: 20 vs. UConn, 2/1/18 Reb: 10 vs. CoFC, 12/5/17 Ast: 7 at Clemson, 11/16/17 Std: 3 vs. Savannah St., 12/17/17
11		Lindsey Spann 5-6 • R-Sr. • Guard • Laurel, Md. PPG 10.8 RPG 1.1 APG 1.6 FG% .477 FT% .727	LAST 5: 1 gm - 6 points, 1 3-pointer NOTABLE: Good shooter because takes the right shots ... hitting 46.3% from 3-pt range ... 4th on team in ppg ... five 15+ point games ... missed 9 gms with knee injuries, sharp shooting at Vandy with 5 3s.	Career Highs Pts: 31 vs. Saint Peter's, 11/13/16* Reb: 9, 2x, vs. Marshall, 12/3/16* Ast: 8, 2x, vs. Wofford, 11/19/17 Std: 1, 7x, vs. Tennessee, 1/14/18 <i>* indicates while at Penn State</i>
21		Mikiah Herbert Harrigan 6-2 • So. • For. • Pembroke Pines, Fla. <i>muh-KEE-uh</i> PPG 6.6 RPG 3.1 BPG 1.2 FG% .490 FT% .732	LAST 5: 3 gms - 3.3 ppg, 2.3 rpg, 12.3 mpg NOTABLE: Versatile forward with skill on both ends ... good mid-range game to free up drives ... looking for consistency ... 5 games of 10+ points ... protected rim vs. #2 MSU with 4 1st-half blks ... missed three games w/injury	Career Highs Pts: 21 vs. Savannah St., 12/17/17 Reb: 10 vs. Georgia, 3/3/17 Blk: 4, 3x, vs. Miss. St., 2/5/18 Std: 2, 4x, at Missouri, 1/7/18
22		A'ja Wilson 6-5 • Sr. • Forward • Hopkins, S.C. <i>A-zhuh</i> PPG 22.8 RPG 11.6 BPG 3.6 FG% .548 FT% .692	LAST 5: 21.4 ppg, 13.2 rpg, 4.6 bpg NOTABLE: Team captain ... 2nd SC player ever with career 2000 pts/1000 rebs ... 7th in nation ppg, 13th rpg, 3rd bpg, 4th dbl-dbls (16) ... Lisa Leslie Award, Wooden, Wade and Naismith Watch Lists ... US Nat'l Team Pool.	Career Highs Pts: 34 vs. Notre Dame, 11/26/17 Reb: 19, 2x, vs. Stanford, 3/31/17 Blk: 8, 3x, vs. Temple, 12/21/17 Std: 5 vs. Vanderbilt, 2/16/17
23		LaDazhia Williams 6-2 • Fr. • Forward • Bradenton, Fla. <i>luh-DAY-zhuh</i> PPG 1.4 RPG 1.4 BPG 0.2 FG% .346 FT% .313	LAST 5: 3 gms - 1.3 ppg, 1.3 rpg, 7.0 mpg NOTABLE: Can face up or score at the rim ... still finding footing at this level ... played in 18 games, 6.6 mins/game ... best game vs. Western Carolina ... top-50 recruit in Class of 2017 ... FABC 8A Player of the Year (2017).	Career Highs Pts: 11 vs. W. Carolina, 11/30/17 Reb: 8 vs. W. Carolina, 11/30/17 Blk: 2 vs. Alabama St., 11/10/17 Std: 1 vs. W. Carolina, 11/30/17
24		LeLe Grissett 6-0 • Fr. • Forward • Durham, N.C. <i>LEE-lee grih-SET</i> PPG 4.8 RPG 3.6 BPG 0.2 FG% .494 FT% .527	LAST 5: 2.8 ppg, 4.2 rpg, 1.0 spg NOTABLE: Lithe, versatile athlete with speed, quickness and leaping ability ... finding more offensive consistency ... 4 gms of ≥10 pts... efficient down low vs. Vandy, netting career-best 22 points on 11-of-12 shooting	Career Highs Pts: 22 at Vandy, 1/18/18 Reb: 9, 2x, at Vandy, 1/18/18 Ast: 3, 2x, vs. Sav. St., 12/17/17 Std: 4 vs. Alabama St., 11/10/17
35		Alexis Jennings 6-2 • R-Jr. • Forward • Madison, Ala. PPG 12.2 RPG 7.3 BPG 1.0 FG% .616 FT% .701	LAST 5: 10.4 ppg, 6.8 rpg, 1.0 bpg, 1.0 spg NOTABLE: Strong, physical presence inside ... creates great target for entry passes and seals lane well ... top 25 in ppg and rpg in SEC play ... 2 20-pt games in league action ... 5 dbl-dbls, including 2 vs. ranked foes.	Career Highs Pts: 28 vs. Morehead St., 11/18/15* Reb: 13, 3x, at Vandy, 1/18/18 Blk: 6 vs. Oklahoma, 3/21/16* Std: 3, 3x, at Ole Miss, 1/4/18 <i>* indicates while at Kentucky</i>
52		Tyasha Harris 5-10 • So. • Guard • Noblesville, Ind. <i>ty-A-shuh</i> PPG 11.1 RPG 3.1 APG 6.4 FG% .449 FT% .714	LAST 5: 9.4 ppg, 5.8 apg, 4.8 rpg, 1.2 spg NOTABLE: Team captain ... 1st in SEC/18th in nation in assists, 3rd in SEC steals ... 5 dbl-dbls over last 13 games ... in SEC play, 12.9 ppg, 6.8 apg, 3.4 rpg, 1.8 spg ... Preseason Second-Team All-SEC.	Career Highs Pts: 28 vs. Tennessee, 1/14/18 Reb: 13 vs. Arkansas, 1/25/18 Ast: 13 at Kentucky, 1/21/18 Std: 6, 2x, vs. Sav. St., 12/17/17
HC		Dawn Staley 10th Season at South Carolina 18th Season Overall at SC 239-85 Total 411-165	At SC: Has led Gamecocks to the 2017 NCAA National Championship, four straight SEC regular-season titles, three consecutive SEC Tournament crowns and played in five of the last six NCAA Sweet 16s. Career: Has amassed eight 25-win seasons, a total of 14 postseason appearances, six conference regular-season titles and seven conference tournament crowns ... U.S. National Team head coach (2017-20).	

Starter

Reserve

Based on most recent game

Quick Facts

The University

Location: Columbia, S.C.

Founded: 1801

Enrollment: 34,099

Colors: Garnet (PMS 202C) and Black

Nickname: Gamecocks

Conference: Southeastern

President: Dr. Harris Pastides

Athletics Director: Ray Tanner

Facility: Colonial Life Arena (18,000)

Coaching Staff

Head Coach: Dawn Staley

Alma Mater: Virginia, 1992

Overall Record: 411-165 (18th season)

School Record: 239-85 (10th season)

Assoc. Head Coach (Alma Mater):

Lisa Boyer (Ithaca, 1979)

Assistant Coaches (Alma Mater):

Fred Chmiel (Excelsior, 2001)

Jolette Law (Iowa, 1990)

Team Information

2016-17 Record: 33-4

Home: 15-1 Away: 10-3 Neutral: 8-0

SEC Record (Finish): 14-2 (1st)

Home: 7-1 Away: 7-1

Letterwinners Returning/Lost: 6/5

Starters Returning/Lost: 2/3

Program History

First Year of Women's Basketball: 1974-75

All-Time Record: 820-513 (44th season)

All-Time SEC Record: 168-63 (27th season)

NCAA Appearances (Last): 14 (2017)

NCAA Tournament Record: 25-13

2017 NCAA Result: National Champion, W, 67-55,

vs. Mississippi State, Dallas, Texas

WNIT Appearances (Last): 4 (2011)

WNIT Record: 3-4

Media Relations

Women's Basketball Contact: Diana Koval

Office: 803.777.7977

Cell: 314.369.6050

Email: dkoval@mailbox.sc.edu

Press Row Phone: 803.777.6182

Athletics Department on the Web

Website: GamecocksOnline.com

Twitter: @GamecocksOnline

Instagram: @GamecocksOnline

Facebook: Facebook.com/GamecocksOnline

YouTube: YouTube.com/GamecocksOnline

Women's Basketball on Social Media

Twitter: @GamecockWBB

Instagram: @GamecockWBB

Facebook: @GamecockWBB

SnapChat: @GamecockWBB

Head Coach on Social Media

Twitter: @DawnStaley

Instagram: @Staley05

Current Streaks

	Total	Home	Road	Neut.
Overall	L2	L1	L1	L1
SEC	L1	W2	L1	—
Non-Conference	L1	L1	W3	L1
Ranked Teams	L2	L1	L2	L1

By the Numbers

- Gamecocks who rank among the SEC's top 15 in blocked shots per game
- Average national ranking of the teams that have defeated South Carolina this season – #6 Notre Dame (Nov. 26), at #15 Missouri (Jan. 7), #6 Tennessee (Jan. 14), #1 UConn (Feb. 1) and at #2 Mississippi State
- Games this season in which the Gamecocks have shot at least 50.0 percent from the field, including three SEC games

Alabama Series Notes

The Gamecocks lead the all-time series 23-15 and are undefeated against the Crimson Tide in the 13 games of the Dawn Staley era. South Carolina's 13-game win streak against Alabama has an average winning margin of 24.2 points with a high of 48 in the most recent meeting – a 93-45 decision in Columbia on Jan. 1, 2017. The Gamecocks' last loss in the series was a 65-54 Alabama victory on Jan. 10, 2008, in Tuscaloosa.

South Carolina's results vs. Alabama since the arrival of head coach Dawn Staley:

Date	W/L	Score	Site	Rank (SC/ALA)
1/1/17	W	93-45	H	6/-
2/22/16	W	66-46	A	3/-
1/29/15	W	85-54	H	1/-
1/8/15	W	102-59	A	1/-
1/19/14	W	77-51	H	8/-
3/7/13	W	77-35	N	17/-
2/7/13	W	65-53	A	15/-
3/1/12	W	57-38	N	25/-
2/19/12	W	69-55	A	25/-
1/1/12	W	68-42	H	-/-
1/23/11	W	59-48	H	-/-
1/10/10	W	80-68	A	-/-
2/15/09	W	68-57	H	-/-

Road Ready

The Gamecocks are 244-250 all-time in true road games, including a 72-39 (.649) mark under head coach Dawn Staley. In SEC action, Staley is 48-28 (.632) through her 10th season at South Carolina.

SEC Stories

Head coach Dawn Staley has built the Gamecocks into a consistent SEC contender with four straight regular-season titles, shirking decades of difficulty in the nation's best women's basketball conference.

In her 10th SEC season at the helm, Staley boasts a 104-48 (.684) conference regular-season record and has finished outside the league's top five just twice – an unprecedented achievement for a program that had finished INSIDE the top five only two times in the previous 17 seasons. Staley's 104 wins include six seasons of double-digit league victories – 10 in 2012; 11 in 2013; an SEC-best 14 in 2014, 15 in 2015 and 16 in 2016; and 14 in 2017 – and account for 61.9 percent of the program's all-time 168 league wins.

Staley's SEC regular-season record includes a 56-20 (.737) mark at home and a 48-28 (.632) slate on the road.

Staying Power

South Carolina head coach Dawn Staley is in her 10th season at the helm after guiding the Gamecocks into the postseason seven times in her first nine seasons in Columbia, including the 2017 National Championship and five other Sweet 16 berths.

With a .714 (411-165) winning percentage over her 18 seasons as a head coach, Staley is 24th among active NCAA Div. I head coaches with at least 10 years of experience and is the best among SEC head coaches.

Staley is the third-longest tenured coach currently in the SEC, and her 10.8 league wins per season is best among the group. During the Gamecocks' quadrennial of dominance (SEC regular-season champions 2014-17), the program won 14.8 conference games per season.

With her 100th SEC regular-season victory coming against Auburn on Jan. 11, 2018, Staley became the eighth head coach all-time to record at least 100 such wins with one school.

Rankings Review

South Carolina is ranked seventh in this week's Associated Press Poll, making it the 106th consecutive entry for the Gamecocks in the poll – the fifth-longest active streak in the nation.

Gamecocks in the Rankings

(Through games of 2/5)

Team	SEC	NCAA	Actual
Scoring Offense	3	25	79.3
Scoring Defense	7	92	61.4
Scoring Margin	2	11	+18.0
Field Goal Percentage	1	7	.482
Field Goal %age Def.	3	36	.368
3-Point FG %age	5	86	.341
3-Point FG %age Def.	13	318	.353
3-Point FG Made/Gm.	9	247	5.0
Free Throw Percentage	12	251	.672
Rebounding Offense	4	62	40.7
Rebounding Defense	3	—	33.0
Rebounding Margin	4	28	+7.7
Assists Per Game	5	75	15.3
Steals Per Game	6	135	8.3
Turnover Margin	5	88	+2.4
Turnovers Per Game	—	26	12.7
Assist-to-Turnover Ratio	2	32	1.2
Blocked Shots Per Game	1	6	6.4
Home Attendance Avg.	1	1	13,402

Tyasha Harris	SEC	NCAA	Actual
Points Per Game	30	—	11.1
Assists Per Game	1	18	6.4
Steals Per Game	3	65	2.5
Assist-to-TO Ratio	2	13	2.8

M. Herbert Harrigan	SEC	NCAA	Actual
Blocked Shots Per Game	9	—	1.2

Bianca Jackson	SEC	NCAA	Actual
3-Point FG Percentage	10	—	.391

Alexis Jennings	SEC	NCAA	Actual
Points Per Game	25	—	12.2
Rebounds Per Game	14	225	7.3
Field Goal Percentage	3	—	.616

A'ja Wilson	SEC	NCAA	Actual
Points Per Game	1	7	22.8
Rebounds Per Game	3	13	11.6
Field Goal Percentage	8	37	.558
Blocked Shots Per Game	1	3	3.6
Off. Rebounds Per Game	6	—	3.5
Double-Doubles	1	4	16.0



A'JA WILSON

6-5 • Senior • Forward • Hopkins, S.C.

Career averages » 16.8 PPG, 8.3 RPG, 2.7 BPG

HONOR ROLL

- USA Basketball National Team Pool
- Lisa Leslie Award Midseason Watch List
- Wooden Award Late Season Top 20
- Preseason National Player of the Year (espnW)
- 2x Consensus First-Team All-American and National Player of the Year Finalist
- 2x SEC Player of the Year and 3x First-Team All-SEC
- 2017 NCAA Final Four MOP; SEC Tourn. MVP

BY THE NUMBERS

- 1 »** player who ranks among nation's top 20 in scoring, rebounding and blocked shot average
- 2nd »** Gamecock all-time with 2,000 pts and 1,000 rebs
- 12 »** games of at least 25 points this season
- 16 »** career outings with at least five blocks
- 17.3 »** points per game against ranked foes (career)
- 38 »** career 20-point games
- 64 »** games as the team's top scorer (career)
- 110 »** double-figure outings in 126 career games
- 334 »** career blocked shots (school record)

WHAT THEY'RE SAYING

"She's so mobile, and she's long enough to get to places. Even if you're in great defensive position, she can still get to places. It makes it easy for her to get shots. We had to double her a lot, and that's a sign of respect from most coaches if they have to double you. You look at all the things she's done for her team. I would say she's grown a lot." - *UConn Head Coach Geno Auriemma*

"A'ja Wilson is going to be a beast. When I first saw her, I was actually taken aback by her size; I didn't realize she was going to be that tall. Then, immediately I noticed how agile she was, her ability to move at that size." - *Sue Bird, Guard, Seattle Storm and USA Basketball*

"I see a tremendous player who has developed into somebody who is really special. She's reading the defense a lot quicker. She's very complete. I don't think there's another player in the country like her from a collegiate or pro standpoint. Her ability to dribble the basketball, consistently make outside shots, rebound the basketball on both sides of the court." - *Dawn Staley, South Carolina Head Coach*

The Gamecocks have spent 82 straight weeks in the nation's top 10 and are one of just three teams to have stayed among the nation's top 10 every week since the start of the 2014-15 season. In the 71 polls since the start of the 2014-15 season, South Carolina has spent 59 in the top five, trailing UConn's 71 such weeks and matching Notre Dame's 59 top-five entries.

Tough Road Ahead

South Carolina's 2017-18 schedule includes 11 games against teams ranked in this week's Associated Press and/or USA Today Coaches Poll. Nine of those games are already behind the Gamecocks, who went 4-5 in the outings.

All two remaining games are on the road – at #18/18 Georgia and a rematch at #11/11 Tennessee.

Missing Persons Report

Beginning the season with a roster that returned just two starters and two other significant contributors to last season's national championship, South Carolina has played through a series of injuries to some of its primary players. Excluding senior guard Bianca Cuevas-Moore, who is out of the season, at least one Gamecock was out of the lineup with injury in 11 of the South Carolina's first 22 games. Leading scorer A'ja Wilson accounted for two of those 11 games with her ankle injury, and primary outside shooter Lindsey Spann missed a combined nine games, including three against ranked foes, with separate knee injuries. Mikiah Herbert Harrigan missed three January games with a bone bruise.

RPI Rating

The SEC is once again among the best women's basketball conferences in the nation, leading the nation with seven teams among the top 25 in RPI, including South Carolina at 21. Six of the seven are also ranked in both the AP and USA Today Coaches Poll this week.

Mississippi State has the top RPI in the league in third with Tennessee coming in 11th. Texas A&M (15), Missouri (16) and Georgia (20) are also in the RPI top 20. LSU (25) joins South Carolina inside the top 25.

All-Around A'ja

Few players in the country are as versatile as South Carolina senior forward A'ja Wilson. Averaging 22.8

points, 11.6 rebounds and 3.8 blocks, she ranks seventh, 13th and third in the nation in those categories, respectively, making her the only player in the nation's top 20 in all three of those categories and one of just three to appear in the top 50 of all three.

Only eight players in the nation are among the top 50 in both scoring and rebounding with only Megan Gustafson, Iowa (24.5 ppg, 2nd/12.6 rpg, 5th) out ranking Wilson in both categories.

Reading defenses more quickly than before, Wilson has also responded to her head coach's challenge to expand her skill set, improving her ball-handling to allow her to rebound and immediately start the fast break and even run the offense from the point guard position at times and developing consistency on her outside shot, of which she has hit 5-of-11 from 3-point range. The growth in her game helps both the Gamecocks, as opponents will have a more difficult time locating her for double-teaming, and Wilson's preparedness for the next step in her basketball career.

Heart of a Champion

Among A'ja Wilson's 21 games played this season are nine in which the margin was under 10 in the fourth quarter – at #15/13 Maryland (Nov. 13), vs. Rutgers (Nov. 24), vs. #6/6 Notre Dame (Nov. 26), #22/21 Texas A&M (Dec. 31), at Ole Miss (Jan. 4), at #15/15 Missouri (Jan. 8), Auburn (Jan. 11), #11/1 Missouri (Jan. 28) and at #2/2 Mississippi State (Feb. 5). In those games, fans saw the senior forward step up to show why she impacts the game more than any player in the nation.

In the fourth quarter of those nine games, Wilson averaged 8.2 points on 56.3 percent shooting to go with 3.1 rebounding, 1.0 block and 0.9 assist averages.

A closer look at Wilson's numbers in the fourth quarters of those tight games:

Opp.	Margin	Pts	Rebs	Blks	Mins
at #15/13 Md. (W)	+19	6	5	2	10
vs. Rutgers (W)	+7	13	2	1	10
vs. #6/6 ND (L)	-11	18	1	1	10
#22/21 TX A&M (W)	-8	10	4	2	9
at Ole Miss (W)	+9	7	4	1	8
at Mizzou (L)	-9	4	0	0	5
Auburn (W)	+8	7	3	2	9
Mizzou (W)	+10	6	5	0	10
at #2/2 MSU (L)	+5	3	4	0	10

As Texas A&M head coach Gary Blair said after the Gamecocks rallied to defeat the Aggies, "Give Miss

2017-18 Double-Doubles

Tyasha Harris (6)

11/30	Western Carolina	10 pts/10 assts
12/17	Savannah State	14 pts/12 assts
12/21	at Temple	13 pts/11 assts
1/7	at #15/15 Missouri	14 pts/10 assts
1/11	Auburn	12 pts/11 assts
1/21	at Kentucky	12 pts/13 rebs

Alexis Jennings (5)

11/13	at #15/13 Maryland	11 pts/13 rebs
12/3	#14/16 Duke	21 pts/10 rebs
12/17	Savannah State	10 pts/13 rebs
1/18	at Vanderbilt	27 pts/13 rebs
1/25	Arkansas	22 pts/10 rebs

A'ja Wilson (16)

11/10	Alabama State	16 pts/10 rebs
11/13	at #15/13 Maryland	32 pts/12 rebs
11/16	at Clemson	19 pts/11 rebs
11/19	Wofford	16 pts/13 rebs
11/24	vs. Rutgers	33 pts/10 rebs
11/24	vs. St. John's	17 pts/17 rebs
12/3	#14/16 Duke	18 pts/11 rebs
12/5	College of Charleston	26 pts/15 rebs
12/21	at Temple	28 pts/12 rebs
12/31	#22/21 Texas A&M	25 pts/15 rebs
1/4	at Ole Miss	25 pts/15 rebs
1/11	Auburn	19 pts/11 rebs
1/25	Arkansas	27 pts/13 rebs
1/28	#11/11 Missouri	15 pts/15 rebs
2/1	#1/1 UConn	14 pts/16 rebs
2/5	at #2/2 Mississippi St.	25 pts/14 rebs

Wilson a little bit of credit for wanting the ball at the end ... You just saw the best player in the country."

Double Dish

Sophomore point guard Tyasha Harris has been much more of a dual threat this season, amassing six points-assists double-doubles in her 23 games. That number puts her among just three Gamecocks in the SEC era to record multiple points-assists double-doubles. Cristina Ciocan leads the group with nine in her career (4 in 2002-03, 5 in 2003-04) with Shaunzinski Gortman joining the trio with two in 1999-2000.

Looking around the country at other guards tallying

Record Book Watch

Career Points	Gms	Pts
1. Sheila Foster (1979-82)	134	2266
2. Shannon Johnson (1993-96)	109	2230
3. A'ja Wilson (2015-present)	126	2121
4. Brantley Southers (1982-86)	120	1982
5. Jocelyn Penn (1999-2003)	117	1939

Career 20-Point Games	Gms
1. Shannon Johnson (1993-96)	57
2. Brantley Southers (1982-86)	41
Sheila Foster (1979-82)	41
4. A'ja Wilson (2015-present)	38
5. Jocelyn Penn (1999-2003)	35

Career SEC Points	Gms	Pts
1. A'ja Wilson (2015-present)	54	903
2. Tiffany Mitchell (2013-16)	64	862
3. Shannon Johnson (1993-96)	44	836
4. Jocelyn Penn (1999-2003)	55	807

Career Rebounds	Gms	Rebs
1. Sheila Foster (1979-82)	134	1427
2. Alaina Coates (2014-17)	133	1230
4. A'ja Wilson (2015-present)	126	1047
5. Marsha Williams (1990-93)	116	1026
5. Aleighsa Welch (2012-15)	137	956

Career SEC Rebounds	Gms	Rebs
1. Alaina Coates (2014-17)	62	599
2. A'ja Wilson (2015-present)	54	471
3. Aleighsa Welch (2012-15)	62	430

Career Off. Rebs. (Since 1987-88)	Gms	OR
1. Aleighsa Welch (2012-15)	137	449
2. Marsha Williams (1990-93)	116	427
3. Alaina Coates (2014-17)	133	380
4. Annie Lester (1997-2000)	110	348
5. Jocelyn Penn (1999-03)	117	345
6. Ashley Bruner (2010-13)	128	338
7. A'ja Wilson (2015-present)	126	333

Career Double-Doubles	Gms	DD
1. Sheila Foster (1979-82)	134	72
2. Alaina Coates (2014-17)	133	57
3. A'ja Wilson (2015-present)	126	46
4. Marsha Williams (1990-93)	116	44
5. Denise Nanney (1975-77)	78	42

Career Blocked Shots	Gms	Blks
1. A'ja Wilson (2015-present)	126	334
2. Alaina Coates (2014-17)	133	210
3. Lakesha Tolliver (2004-07)	112	177

Free Throws Made	Gms	FTM
1. A'ja Wilson (2015-present)	126	528
2. Shannon Johnson (1993-96)	109	478
3. Martha Parker (1986-89)	124	473

Free Throw Attempts	Gms	FTA
1. A'ja Wilson (2015-present)	126	750
2. Shannon Johnson (1993-96)	109	679
3. Martha Parker (1986-89)	124	641

that type of double-double, Harris is fourth in the nation. Three of her double-doubles have come in SEC action, which is one shy of the four by Ball State's Carmen Grande in MAC play and by Iowa's Kathleen Doyle in Big 12 action, which leads the nation. Four other players in the country have three against a conference opponent.

Quarter Breakdown

Through 23 games this season, South Carolina has out-scored its opponent in all but 24 quarters and has out-paced its opponent by double digits 39 times in the 92 quarters, including a season-high differential of 22 points (27-5) in the first quarter against Alabama State (Nov. 10).

South Carolina has shot at least 50.0 percent from the field 47 times in its 92 quarters of action, led by a its 81.8 (9-of-11) percent accuracy in the third quarter at Kentucky (Jan. 21).

Defensively, South Carolina has held an opponent to single digits in a quarter 17 times this season with five of those quarters resulting in five or fewer points, including a program-record low of three points by Savannah State (Dec. 17) in the third quarter. An opponent has shot to 20.0 percent or less from the field in 16 quarters, including a program-record low of 5.6 percent by College of Charleston (Dec. 5) in the second quarter.

Individually, A'ja Wilson leads the Gamecocks with 12 double-digit scoring quarters and has the highest-scoring quarter this season with 18 points in the fourth against #6/6 Notre Dame (Nov. 26). Alexis Jennings has three double-digit quarters, and Tyasha Harris, Bianca Jackson and Lindsey Spann each have one.

Here's a more detailed look at the quarter-by-quarter production for the Gamecocks this season:

Qtr.	SC/Opp Avg. Pts	SC/Opp FG%	Avg. Pts. Margin
1	21.7/12.9	.514/.327	+8.8
2	17.3/13.7	.434/.335	+3.6
3	20.7/17.5	.503/.417	+3.2
4	19.7/17.3	.469/.392	+2.4

Location, Location, Location

The Gamecock frontcourt simply reloaded this season, and South Carolina averages 40.0 points in the paint this season, making up 50.4 percent of its offense. In fact, 67.4 percent of the team's made field goals this season have come in the paint.

The Gamecocks are out-pacing their opponents in that space by 13.9 points per game, and their interior advantage has been at least 20 points six times, including twice with a season-high 48 – against Alabama State (Nov. 10) and Western Carolina (Nov. 30). Only five games have seen South Carolina out-scored in the paint this season – vs. #6/6 Notre Dame (Nov. 26) 58-42, at #15/15 Missouri (Jan. 7) 28-34, #6/6 Tennessee (Jan. 14) 36-44, #11/11 Missouri (Jan. 28) 18-26 and #1/1 UConn (Feb. 1) 24-36 – with four of those yielding losses.

South Carolina's starting frontcourt – whatever the combination has been (Jennings/Wilson, Jennings/Herbert Harrigan or Jennings/Grissett) has accounted for 43.1 percent of the Gamecocks' scoring this season, averaging a combined 34.2 points per game.

Blocking Scheme

South Carolina ranks sixth in the nation with 6.4 blocked shots per game, which is leads the SEC. While the Gamecocks have been atop this category over the last few seasons, the formula this season is slightly different.

Instead of being dominated by two Gamecocks, nine different members of the team have recorded at least one blocked shot this season with three logging double-digit blocks.

Senior forward A'ja Wilson ranks third in the nation with an SEC-best 3.6 blocks per game. She has six games of five or more blocks, including a season-high eight at Temple (Dec. 21) and her SEC-season high of seven against Arkansas (Jan. 25).

Behind Wilson, sophomore Mikiah Herbert Harrigan is ninth in the league at 1.2 blocks per game with junior Alexis Jennings in 12th in the SEC at 1.0 blocks per game.

They're Free, Take Two!

Built around an inside presence for the last three seasons, South Carolina retains its annual spot among the top teams in free throws made and attempted this season.

The Gamecocks are eighth in the nation in free throw attempts (521) and 14th in free throws made (350). The Gamecocks have attempted 25 or more free throws nine times this season, including a season-high 33 at #15/13 Maryland (Nov. 13)

Senior forward A'ja Wilson leads the Gamecocks' parade to the charity stripe, ranking ninth in the nation in free throw attempts (169) and 18th in free throws made (117).

52 Pick Up

Preseason All-SEC Second-Team selection Tyasha Harris has heeded her head coach's challenge to expand her game not that "the novelty has worn off," and the sophomore has recorded six double-doubles this season to set the school record for points-assists double-doubles.

Harris has picked up her scoring this season, ranking third on the team and 30th in the SEC with 11.1 points per game on 44.9 percent shooting. She has netted double figures in 10 of the last 13 games, including posting 12.9 points per SEC contest, during which she is shooting 47.5 percent.

Meanwhile, Harris continues to show great court vision and command of the offense, ranking 18th in the nation with an SEC-best 6.4 assists per game – a number that rises to 6.8 in league play. Her 2.8 assist-to-turnover ratio is 13th in the nation.

Defensively, Harris has become a menace as well with 2.5 steals per game to rank third in the SEC. She has seven games of four or more steals, including a season-high six against Western Carolina (Nov. 30) and Savannah State (Dec. 17).

Just Jennings

Junior transfer Alexis Jennings has strengthened the Gamecocks' frontcourt, providing a steady, physical presence in the lane. After averaging 8.9 points and 5.4 rebounds in her two seasons at Kentucky, the powerful post has elevated her play this season, posting 12.2 points and 7.3 rebounds per game to rank second on the

Team Specialty Stats

South Carolina-Opponent

		Pts. in Paint	Pts. Off TOs	2nd Chance Pts	Fast Break Pts
11/10	Ala. St.	56-8	46-9	28-8	27-6
11/13	at MD	38-28	16-9	19-13	16-5
11/16	at Clem.	32-14	21-5	11-1	4-2
11/19	Wofford	50-16	13-13	18-4	26-0
11/24	vs. RU	36-28	13-13	9-11	14-15
11/25	vs. SJU	36-24	13-11	2-8	4-4
11/26	vs. ND	42-58	13-20	13-19	10-8
11/30	WCU	66-18	33-2	18-4	20-12
12/3	Duke	54-32	19-9	17-8	10-8
12/5	CofC	42-12	23-14	11-6	17-7
12/17	Sav.St.	50-16	36-2	16-9	24-2
12/21	at TU	34-18	12-4	12-24	16-10
12/31	TAM	36-28	5-13	8-14	12-17
1/4	at Miss.	40-22	17-5	19-7	10-2
1/7	at Mizz.	28-34	18-11	7-10	8-5
1/11	Aub.	30-28	17-20	11-10	16-6
1/14	Tenn.	36-44	19-17	15-15	10-12
1/18	at Vandy	56-28	11-12	13-15	10-2
1/21	at Ky.	42-28	15-23	7-17	8-8
1/25	Ark.	44-28	15-9	28-9	6-9
1/28	Mizz.	18-26	21-6	9-7	2-8
2/1	UConn	24-36	3-23	17-18	6-16
2/5	at MSU	30-26	4-19	5-7	4-5
2/8	at Ala.				
2/11	Fla.				
2/15	at Ga.				
2/18	Ky.				
2/22	LSU				
2/25	at Tenn.				
<i>Season Avg.</i>		<i>40.0-26.1</i>	<i>17.5-11.7</i>	<i>13.6-10.6</i>	<i>12.2-7.3</i>
<i>SEC Avg.</i>		<i>36.0-29.2</i>	<i>14.2-13.5</i>	<i>12.2-11.1</i>	<i>8.6-7.4</i>

Starters vs. Bench Points

	SC Starters	Opp. Starters	SC Bench	Opp. Bench
11/10	Ala. St.	63	15	36
11/13	at MD	85	67	9
11/16	at Clem.	47	14	19
11/19	Wofford	64	54	30
11/24	vs. RU	73	31	5
11/25	vs. SJU	60	46	16
11/26	vs. ND	75	73	10
11/30	WCU	74	21	27
12/3	Duke	57	44	15
12/5	CofC	53	30	16
12/17	Sav.St.	53	28	46
12/21	at TU	78	51	9
12/31	TAM	58	59	3
1/4	at Miss.	69	54	19
1/7	at Mizz.	46	66	28
1/11	Aub.	52	47	19
1/14	Tenn.	58	68	12
1/18	at Vandy	88	40	7
1/21	at Ky.	47	51	34
1/25	Ark.	77	27	13
1/28	Mizz.	54	45	10
2/1	UConn	47	79	11
2/5	at MSU	47	54	6
2/8	at Ala.			
2/11	Fla.			
2/15	at Ga.			
2/18	Ky.			
2/22	LSU			
2/25	at Tenn.			
<i>Season Avg.</i>		<i>62.0</i>	<i>46.3</i>	<i>17.4</i>
<i>SEC Avg.</i>		<i>59.6</i>	<i>51.1</i>	<i>15.1</i>

2017-18 Scoring Differentials

Largest lead in a win.....	by 68 (97-29), 4th-3:10, Alabama State, 11/10
Largest deficit overcome to win.....	by 11 (36-44), 3rd-2:47, Texas A&M, 12/31/17
Largest lead given up in a loss.....	by 12 (22-10), 2nd-7:01, at Mississippi State, 2/5
Largest deficit in a loss.....	by 12 (30-18), 2nd-8:53, vs. Notre Dame, 11/26
Largest deficit in a loss.....	by 34 (47-81), 4th-5:38, vs. UConn, 2/1

team and among the SEC's top 25 in both categories.

Jennings is third in the SEC in field goal percentage (.616), 14th in the league in rebounding and 25th in scoring. Two of her four double-doubles so far this season have come against top-15 foes in #15/13 Maryland (Nov. 13, 12 pts/13 rebs) and #14/16 Duke (Dec. 3, 21 pts/10 rebs).

Jennings has 11 other double-figure scoring games this season, including three 20-point outings – 25 vs. St. John's (Nov. 25), 27 at Vanderbilt (Jan. 18) and 22 against Arkansas (Jan. 25).

Utility Player

Junior guard Doniyah Cliney is one of the best examples of Dawn Staley's message to "trust the process." The 6-foot Newark, N.J., product redshirted her first season on campus, only allowed to practice with the team in the second semester. The next season (2015-16), a preseason hand injury kept her off the court until SEC play began. Still, Cliney worked and absorbed everything she could about Staley's offense and defense.

In 2016-17, she was finally able to participate in the full preseason, and her game was growing. The Gamecocks already had two future WNBA top-10 picks at her position, but Cliney did not let that affect her competitive fire. She figured out what the team needed beyond points, and she committed to excelling at those things.

Now a regular in the Gamecocks' starting lineup, Cliney is the player Staley has marked as a "stat stuffer" because her versatility and athleticism allow her to impact the game in so many ways. Any single number may not jump off the box score, but she will contribute to nearly all of them.

So far this season, Cliney averages 8.0 points, 3.2 rebounds, 2.1 assists and 1.2 steals. She has eight double-figure scoring games, including three against ranked opponents (12 vs. #6/6 Notre Dame, 16 vs. #22/21 Texas A&M, 10 at #2/2 Mississippi State), and eight games of three or more assists.

Spanning the Distance

Senior transfer Lindsey Spann brings solid experience and leadership to the Gamecocks' young roster, but the biggest impact the 1,000-point scorer from Penn State will have will likely be from 3-point range.

Claiming eighth place on the Lady Lions' career made 3s list, the 5-foot-6 guard got off to a quick start from long range – leading the SEC in 3-point field goal percentage (.550) and ranking second in the league in made 3s per game (3.1) before missing five games due to injury. Her first field goal attempt upon her return – against #22/21 Texas A&M (Dec. 31) – was a 3.

Overall on the season, Spann is shooting 46.3 percent from 3-point range to average 10.8 points per game on 2.6 3s per game to go along with 1.6 assists per game.

Steady Start

The daughter of two NCAA Div. I basketball coaches, freshman guard Bianca Jackson has shown all the poise and development attributed to such progeny, even while thrust into the starting lineup just eight games into her college career due to injuries to seniors Bianca Cuevas-Moore and Lindsey Spann.

Jackson earned that starting job and her 27.9 minutes per game because of her ability to deliver solid play and contribute what the team needs when it is needed.

She opened her career against her mother's team, Alabama State, with eight points, six rebounds, three assists and two blocks. Jackson was steady in a hostile environment at #15/13 Maryland (Nov. 13) and handed out seven assists in the rivalry game at Clemson (Nov. 16). In her first career start, she was equally balanced with seven points, four rebounds and three assists against just one turnover. Against #14/16 Duke (Dec. 3), she embraced the role of stopper against the Blue Devils' high-scoring 3-point shooter Rebecca Greenwell, limiting her to just eight points and 0-of-2 from the 3-point line. Against College of Charleston (Dec. 5), she pulled down 10 rebounds, and against #1/1 UConn (Feb. 1), she poured in a team-high 20 points on 8-of-11 shooting.

The Montgomery, Ala., native averages 7.0 points,

1.9 assists and 1.0 steals with four double-digit scoring games, including two in SEC action, and six games of three or more assists.

This is 30

With a career-high 34 points against No. 6/6 Notre Dame (Nov. 26) following a 32-point outing at No. 15/13 Maryland (Nov. 13), A'ja Wilson became the first Gamecock to record three 30-point games against nationally ranked opponents. The most recent outing against the Fighting Irish broke her tie with Shannon Johnson, who is the only other Gamecock to record more than one such game against ranked opponents.

With just 10 such games in program history, Wilson and Kaela Davis each recorded one last season, the first new additions to the list since Feb. 15, 2009. Those two games along with Wilson's first entry this season are the only road games on the list. Davis' 37-point showing at No. 7/6 Ohio State is the highest-scoring game against a ranked opponent in program history.

Here's a list of the Gamecocks' individual 30-point games against a ranked opponent:

Pts.	Player	Opp.	Date
37	K. Davis	at #7/6 Ohio St.	11/14/16
35	S. Johnson	#5 Tennessee	2/15/96
34	A. Wilson	vs. #6/6 Notre Dame	11/26/17
34	B. Hunt	#18 Southern Miss	1/29/90
32	A. Wilson	at #15 Maryland	11/13/17
32	S. Johnson	#2 Tennessee	2/8/94
32	Ma. Williams	#22 Florida St.	2/4/91
32	K. Anderson	vs. #14 Memphis	3/4/78
31	A. Wilson	at #14/15 Texas	12/1/16
30	B. Southers	#19 Clemson	12/3/83

Great Gamecock Fans

With over 10,000 season-ticket holders for the third-straight season, South Carolina continues to lead the nation in average attendance at 13,402 and is the only program drawing at least 10,000 fans per game.

The Gamecocks have posted the highest average attendance in the nation at the end of the last three

Games Led Team In...

(Tied for team lead in each category included)

Scoring	2017-18	Career	Record
A'ja Wilson	15	65	58-7
Alexis Jennings	3	3	3-0
M. Herbert Harrigan	1	1	1-0
Tyasha Harris	2	2	0-2
Bianca Jackson	2	2	0-2
Lindsey Spann	1	1	1-0

Rebounding	2017-18	Career	Record
A'ja Wilson	18	55	49-6
Alexis Jennings	3	3	3-0
Tyasha Harris	1	1	1-0
LeLe Grissett	1	1	0-1
LaDazhia Williams	1	1	1-0
Doniyah Cliney	0	3	3-0
M. Herbert Harrigan	0	1	1-0

Assists	2017-18	Career	Record
Tyasha Harris	20	36	30-6
Doniyah Cliney	2	4	4-0
A'ja Wilson	1	6	5-1
Bianca Jackson	1	1	1-0
Lindsey Spann	1	1	1-0
M. Herbert Harrigan	0	1	1-0

Miscellaneous Stats

Double-Doubles	2017-18	Career	Record
A'ja Wilson	16	46	42-4
Tyasha Harris	6	6	5-1
Alexis Jennings	5	5	5-0

30+ Points	2017-18	Career	Record
A'ja Wilson	3	3	2-1

20+ Points	2017-18	Career	Record
A'ja Wilson	12	38	34-4
Alexis Jennings	4	4	4-0
Tyasha Harris	2	2	1-1
LeLe Grissett	1	1	1-0
M. Herbert Harrigan	1	1	1-0
Bianca Jackson	1	1	0-1
Lindsey Spann	1	1	1-0

10+ Points	2017-18	Career	Record
A'ja Wilson	21	110	98-12
Alexis Jennings	15	15	12-3
Tyasha Harris	13	19	17-2
Lindsey Spann	8	8	6-2
Doniyah Cliney	8	10	8-2
M. Herbert Harrigan	5	11	10-1
LeLe Grissett	4	4	3-1
Bianca Jackson	4	4	2-2
Victoria Patrick	1	1	1-0
LaDazhia Williams	1	1	1-0

10+ Rebounds	2017-18	Career	Record
A'ja Wilson	16	47	43-4
Alexis Jennings	5	5	5-0
Bianca Jackson	1	1	1-0
M. Herbert Harrigan	0	1	1-0

5+ Assists	2017-18	Career	Record
Tyasha Harris	13	24	21-3
Doniyah Cliney	2	4	4-0
A'ja Wilson	1	2	1-1
Bianca Jackson	1	1	1-0
Lindsey Spann	1	1	1-0
Bianca Cuevas-Moore	0	9	9-0

5+ Steals	2017-18	Career	Record
Tyasha Harris	3	3	3-0
Doniyah Cliney	1	1	1-0
A'ja Wilson	0	1	1-0

5+ Blocks	2017-18	Career	Record
A'ja Wilson	6	16	15-1

seasons, averaging at least 12,000 fans in each of those seasons, during which they boast two sellouts of 18,000-seat Colonial Life Arena.

USA Basketball

At least one Gamecock has donned the red, white and blue for USA Basketball in each of the last four summers, and the group has helped six U.S. teams to gold medals. The streak will continue at least the next four years as head coach Dawn Staley was named the Senior National Team head coach for 2017-20.

Current Gamecocks how have contributed to that medal count are current National Team Pool player A'ja Wilson, who has gold medals with the 2013 and 2015 U19 World Cup teams and the 2014 U18 Americas Cup squad; and Alexis Jennings, who picked up bronze in the 2016 FIBA 3x3 World Cup.

South Carolina will host Staley's U.S. National Team for a training camp Feb. 9-11 at its practice facility. There former Gamecocks Allisha Gray and Tiffany Mitchell will be vying for a spot with Wilson in the player pool.

2017-18 Awards

Bianca Cuevas-Moore

Nancy Lieberman Award Watch List

Tyasha Harris

The Dawn Staley Award Midseason Watch List
Preseason All-SEC Second Team (Coaches)

Alexis Jennings

Gulf Coast Showcase All-Tournament Team

A'ja Wilson

Rated No. 1 player in the nation by espnW
USA Basketball National Team Pool
Wooden Award Late Season Top 20
Lisa Leslie Award Midseason Watch List
Wade Watch List
Citizen Naismith Trophy Preseason Watch List
SEC Player of the Week (11/14, 11/28, 1/30)
SEC Player of the Week (11/28)
Gulf Coast Showcase All-Tournament Team
Preseason National Player of the Year (espnW)
Preseason All-America First Team (AP, SI, espnW)
Preseason SEC Player of the Year (Media, Coaches)
Preseason All-SEC First Team (Media, Coaches)

Gamecocks Coming Soon!

Head coach Dawn Staley signed two espnW top-50 recruits in the early signing period.

Destanni Henderson

Lehigh Acres, Fla./Fort Myers HS • Guard • 5-8

Top ranked point guard in 2018 class ... No. 9 overall recruit ... McDonald's All-America selection ... Two-time *News-Press* Fort Myers Player of the Year (2016, 2017) ... Two-time FABC All-State selection ... Helped team to back-to-back state championships ... Florida Dairy Farmers Miss Basketball (2017) ... Averaged 17.7 points, 4.4 assists and 4.0 steals as a junior ... 2016 FIBA U17 World Cup bronze medal.

Victoria Stevens

Rome, Ga./Model HS • Forward • 6-1

Ranked No. 50 in 2018 class ... Eighth-ranked forward in the class ... Three-time *Atlanta Journal-Constitution* First-Team AA All-State selection ... GACA Class 2A-North Player of the Year ... Averaged 25.0 points, 13.5 rebounds and 4.5 blocks as a junior.

AP Top 25

(Feb. 5)

1.	Connecticut	22-0
2.	Mississippi State	24-0
3.	Baylor	22-1
4.	Louisville	24-1
5.	Notre Dame	22-2
6.	Texas	19-4
7.	South Carolina	18-5
8.	UCLA	19-4
9.	Oregon	21-4
10.	Maryland	20-3
11.	Tennessee	19-4
12.	Florida State	19-4
13.	Ohio State	19-5
14.	Texas A&M	18-6
15.	Missouri	18-5
16.	Oregon State	17-6
17.	Stanford	16-8
18.	Georgia	20-3
19.	Duke	18-6
20.	Green Bay	21-2
21.	Michigan	19-6
22.	Oklahoma State	16-6
23.	NC State	19-5
24.	TCU	16-6
25.	Arizona State	17-7

USA Today Coaches Top 25

(Feb. 6)

1.	Connecticut	22-0
2.	Mississippi State	24-0
3.	Baylor	22-1
4.	Louisville	24-1
5.	Notre Dame	22-2
6.	Texas	19-4
7.	UCLA	19-4
8.	South Carolina	18-5
9.	Maryland	20-3
10.	Oregon	21-4
11.	Tennessee	19-4
12.	Florida State	19-4
13.	Ohio State	19-5
14.	Texas A&M	18-6
15.	Missouri	18-5
16.	Oregon State	17-6
17.	Green Bay	21-2
18.	Georgia	20-3
19.	Duke	18-6
20.	Michigan	19-6
21.	Stanford	16-8
22.	South Florida	18-5
23.	NC State	19-5
24.	TCU	16-6
25.	Oklahoma State	16-6

Gamecocks in 2017-18 National Polls

Poll	Pre	11/13	11/20	11/27	12/4	12/11	12/18	12/25	1/1	1/8	1/15	1/22	1/29	2/5	2/12	2/19	2/26	3/5	3/12	Final
Associated Press	4	4	3	5	5	4	4	4	4	9	10	9	7	7						
Coaches	2		2	6	6	5	5	5	5	8	10	7	6							

2017-18 Roster

No.	Name	Pos.	Ht.	Yr.	Hometown/Last School
0	Victoria Patrick	G	5-8	So.	Orlando, Fla./Edgewater
1	Bianca Cuevas-Moore	G	5-6	Sr.	Bronx, N.Y./Nazareth Regional
2	Te'a Cooper#	G	5-8	R-So.	Powder Springs, Ga./Tennessee
4	Doniyah Cliney	G	6-0	Jr.	Newark, N.J./Malcolm X Shabazz
10	Bianca Jackson	G	5-10	Fr.	Montgomery, Ala./Brewbaker Tech Magnet
11	Lindsey Spann	G	5-6	Sr.	Laurel, Md./Penn State
21	Mikiah Herbert Harrigan	F	6-2	So.	Pembroke Pines, Fla./Flanagan
22	A'ja Wilson	F	6-5	Sr.	Hopkins, S.C./Heathwood Hall
23	LaDazhia Williams	F	6-2	Fr.	Bradenton, Fla./Lakewood Ranch
24	LeLe Grissett	F	6-0	Fr.	Durham, N.C./Hillside
35	Alexis Jennings	F	6-2	R-Jr.	Madison, Ala./Kentucky
52	Tyasha Harris	G	5-10	So.	Noblesville, Ind./Heritage Christian

indicates will sit out 2017-18 due to NCAA transfer rules

Head Coach: Dawn Staley

Assoc. Head Coach: Lisa Boyer; **Assistant Coaches:** Fred Chmiel, Jolette Law



Around the SEC

(through games of 2/1)

	SEC Games			Overall		
	W	L	Pct.	W	L	Pct.
Mississippi State	10	0	1.000	24	0	1.000
Georgia	8	2	.800	20	3	.869
South Carolina	7	3	.700	18	5	.783
Tennessee	7	3	.700	19	4	.826
Texas A&M	7	3	.700	18	6	.750
LSU	7	3	.700	15	6	.714
Missouri	6	4	.600	18	5	.783
Kentucky	4	6	.400	12	12	.500
Alabama	4	6	.400	14	9	.609
Arkansas	3	7	.300	12	11	.522
Florida	2	8	.200	10	13	.435
Auburn	2	8	.200	11	11	.500
Vanderbilt	2	8	.200	6	18	.250
Ole Miss	1	9	.100	11	12	.478

The Staley Era

In her 10th season at South Carolina, head coach Dawn Staley has guided the program to unprecedented success, leading the program to its first No. 1 ranking in both the AP and USA Today/Coaches Poll and first NCAA championship. She also delivered the first SEC regular-season and tournament championships.

The Staley Era (2008-09 through present)

Wins	
30-Win Seasons.....	3
25-Win Seasons.....	6
20-Win Seasons.....	6
Winning Seasons.....	8

National Rankings

Weeks in the AP Top 25.....	111
Weeks in the AP Top 10.....	84
Weeks in the AP Top 3.....	42
Weeks at AP No. 1.....	12

Postseason

NCAA Tournament Appearances	6
NCAA Sweet 16s.....	5
NCAA Final Fours.....	2
National Championships.....	1

In the SEC

Regular-Season Championships.....	4
Regular-Season Top 5 Finishes.....	7
Tournament Championships.....	3
Double-Digit Wins	6

Pre-Staley in the SEC (1991-92 through 2007-08)

Wins	
30-Win Seasons.....	0
25-Win Seasons.....	1
20-Win Seasons.....	2
Winning Seasons.....	7

National Rankings

Weeks in the AP Top 25.....	32
Weeks in the AP Top 10.....	6
Weeks in the AP Top 3.....	0
Weeks at AP No. 1.....	0

Postseason

NCAA Tournament Appearances	2
NCAA Sweet 16s.....	1
NCAA Final Fours.....	0
National Championships.....	0

In the SEC

Regular-Season Championships.....	0
Regular-Season Top 5 Finishes.....	2
Tournament Championships.....	0
Double-Digit Wins	1

Pre-Staley All-Time (1974-75 through 2007-08)

Wins	
30-Win Seasons.....	1
25-Win Seasons.....	3
20-Win Seasons.....	9
Winning Seasons.....	21

National Rankings

Weeks in the AP Top 25.....	130
Weeks in the AP Top 10.....	31
Weeks in the AP Top 3.....	6
Weeks at AP No. 1.....	0

Postseason

NCAA Tournament Appearances	8
NCAA Sweet 16s.....	3
NCAA Final Fours.....	0
National Championships.....	0

In Conference (SEC and Metro 1983-84 thru 1990-91)

Regular-Season Championships.....	5
Regular-Season Top 5 Finishes.....	10
Tournament Championships.....	3
Double-Digit Wins	5

South Carolina's Record When...

	vs. Ranked	SEC	All
Record.....	4-5	7-3	18-5
Playing a ranked opponent.....	4-5	2-3	4-5
Playing at home	3-2	4-1	10-2
Playing on the road	1-2	3-2	6-2
Playing at neutral site	0-1		2-1
Leading at half	3-0	6-0	17-0
Trailing at half	0-5	0-3	0-5
Tied at half	1-0	1-0	1-0
Playing an overtime game			0-0
0 players score in double figures			0-0
1 player scores in double figures			0-0
2 players score in double figures	2-2	3-2	6-2
3 players score in double figures	1-1	2-1	4-1
4 players score in double figures	1-1		3-1
5 players score in double figures	0-1	2-1	4-1
More than 5 players in double figures.....			1-0
Starters out-score opponent's starters	3-1	5-0	16-1
Opponent's starters score equal/more	1-4	2-3	2-4
Bench out-scores opponent's bench	3-2	5-1	12-2
Opponent's bench scores equal/more.....	1-3	2-2	6-3
Shooting 50% or better	1-0	3-0	11-0
Shooting between 40-49%	2-3	3-2	6-3
Shooting between 30-39%	1-2	1-1	1-2
Shooting less than 30%			0-0
Opponent shoots 50% or better.....	0-3	1-2	1-3
Opponent shoots between 40-49%	2-1	1-0	3-1
Opponent shoots between 30-39%	2-1	5-1	9-1
Opponent shoots less than 30%.....			5-0
Shooting better than opponent.....	3-1	6-1	17-1
Shooting worse than/equal to opponent.....	1-4	1-2	1-4
Having more FTs made than opponent.....	2-1	5-0	12-1
Having equal/less FTs made than opponent	2-4	2-3	6-4
Out-rebounding opponent.....	4-1	7-0	18-1
Having equal/less rebounds than opponent	0-4	0-3	0-4
Having fewer TOs than opponent.....	2-2	3-2	11-2
Having equal or more TOs than opponent.....	2-3	4-1	7-3
Attempting more FT than 3FG.....	4-5	7-3	17-5
Attempting equal/less FT than 3FG.....			1-0
Making 5 or more 3FGs.....	2-2	5-1	12-2
Making less than 5 3FGs.....	2-3	2-2	6-3
Making no 3 FGs.....			0-0
Attempting 15 or more 3FGs.....	2-3	3-2	9-3
Attempting less than 15 3FGs.....	2-2	4-1	9-2
No South Carolina players foul out.....	3-2	7-1	17-2
One or more SC players foul out.....	1-3	0-2	1-3
No opposing players foul out.....	2-3	6-1	12-3
One or more opposing players foul out	2-2	1-2	6-2

	vs. Ranked	SEC	All
Assist at least half of field goals made.....	4-1	6-0	15-1
Assist on at least 2/3 of field goals made		2-0	3-0
Assist on less than half of field goals made.....	0-4	1-3	3-4
Scoring more pts. in paint than opponent	3-1	6-1	17-1
Scoring equal/less pts. in paint than opp.	1-4	1-2	1-4
Scoring more pts. off TOs than opponent	3-2	3-2	12-2
Scoring equal/less pts. off TOs than opp.	1-3	4-1	6-3
Scoring more 2nd-chance pts.	3-0	4-0	12-0
Scoring equal/less 2nd-chance pts.....	1-5	3-3	6-5
Scoring more fast break pts.....	2-2	2-1	11-2
Scoring equal/less fast break pts.....	2-3	5-2	7-3
Wearing white uniforms.....	3-2	4-0	12-2
Wearing black uniforms	1-2	1-2	3-2
Wearing garnet uniforms.....	0-1	2-1	3-1
Playing in November.....	1-1		7-1
Playing in December.....	2-0	1-0	5-0
Playing in January.....	1-2	6-2	6-2
Playing in February.....	0-2	0-1	0-2
Playing in March.....			0-0
Playing during the day.....	2-2	2-2	6-2
Playing at night.....	2-3	5-1	12-3
Playing on Sunday.....	3-3	3-2	6-3
Playing on Monday.....	1-1	0-1	1-1
Playing on Tuesday.....			1-0
Playing on Wednesday.....			0-0
Playing on Thursday.....	0-1	4-0	7-1
Playing on Friday			2-0
Playing on Saturday.....			1-0
Margin is less than 5 pts.	1-0	1-0	1-0
Margin is between 5-9.....	1-2	1-1	2-2
Margin is between 10-19.....	1-2	3-2	5-2
Margin is between 20-29.....	1-1	1-0	4-1
Margin is between 30-39.....			2-0
Margin is between 40-49.....		1-0	1-0
Margin is 50 pts. or more.....			3-0
Having a 20-pt. scorer.....	3-4	5-2	14-4
Having a 30-pt. scorer.....	1-1		2-1
Scoring 49 points or less.....			0-0
Scoring 50-59 points.....	0-2	0-1	0-2
Scoring 60-69 points.....	2-0	2-0	4-0
Scoring 70-79 points.....	1-2	1-2	4-2
Scoring 80-89 points.....	0-1	2-0	3-1
Scoring 90-99 points.....	1-0	2-0	6-0
Scoring 100 points or more.....			1-0
Opponent scores 49 points or less		1-0	6-0
Opponent scores 50-59 points	3-0	2-0	4-0
Opponent scores 60-69 points	0-1	3-1	6-1
Opponent scores 70-79 points			0-0
Opponent scores 80-89 points	1-3	1-2	2-3
Opponent scores 90-99 points	0-1		0-1
Opponent scores 100 points or more.....			0-0

2017-18 Team High/Low

South Carolina Highs	South Carolina Lows	Category	Opponent Lows	Opponent Highs
101 vs. Western Carolina, 11/30	53 at Mississippi State, 2/5	Points in Game	31, Alabama State, 11/10	92, vs. Notre Dame, 11/26
56 vs. Savannah St. (1st), 12/17	24 vs. UConn (1st), 2/1	Points in a Half	10, CofC (1st), 12/5	53, UConn (1st), 2/1
56 vs. W. Carolina (1st), 11/30				
56 vs. Alabama State (1st), 11/10				
30 vs. Auburn (1st), 1/11	6 vs. St. John's (2nd), 11/25	Points in a Quarter	3, Savannah St. (3rd), 12/17	32, at Maryland (4th), 11/13
30 vs. Notre Dame (4th), 11/26				
39 vs. Savannah State, 12/17	20 at Mississippi State, 2/5	Field Goals Made	11, Alabama State, 11/10	37, vs. Notre Dame, 11/26
39 vs. Western Carolina, 11/30	20 vs. Missouri, 1/28			
75 vs. Arkansas, 1/25	48 vs. St. John's, 11/25	Field Goal Attempts	48, at Missouri, 1/7	75, at Temple, 12/21
	48 vs. Rutgers, 11/24			
.667 (36-54) at Vanderbilt, 1/18	.323 (21-65) vs. UConn, 2/1	FG Percentage	.204 (11-54), Alabama St., 11/10	.564 (31-55), Tennessee, 1/14
8 at Temple, 12/21	1 vs. CofC, 12/5	3-Point FG Made	0, Savannah State, 12/17	11, UConn, 2/1
8 at Maryland, 11/13	1 vs. Duke, 12/3			
22 at Maryland, 11/13	8 vs. Duke, 12/3	3-Point FG Attempts	6, Savannah State, 12/17	27, UConn, 2/1
			6, at Clemson, 11/16	27, at Ole Miss, 1/4
.545 (6-11) at Vanderbilt, 1/18	.100 (1-10) vs. CofC, 12/5	3-Point FG Percentage	.000 (0-6), Savannah St., 12/17	.615 (8-13), at Missouri, 1/7
24 at Maryland, 11/13	7 at Temple, 12/21	Free Throws Made	3, Missouri, 1/28	25, at Maryland, 11/13
	7 vs. Duke, 12/3			
	7 at Clemson, 11/16			
33 at Maryland, 11/13	15 at Temple, 12/21	Free Throw Attempts	6, Missouri, 1/28	29, at Maryland, 11/13
	15 vs. Duke, 12/3			
.880 (22-25) vs. Rutgers, 11/24	.412 (7-17) at Clemson, 11/16	FT Percentage	.385 (5-13), W. Carolina, 11/30	.933 (14-15), Wofford, 11/19
62 vs. Arkansas, 1/25	26 at Missouri, 1/7	Rebounds	22, Western Carolina, 11/30	46, at Temple, 12/21
24 at Ole Miss, 1/4	4 vs. Tennessee, 1/14	Assists	2, Savannah State, 12/17	20, at Missouri, 1/7
21 vs. Alabama State, 11/10	1 at Vanderbilt, 1/18	Steals	0, at Temple, 12/21	11, CofC, 12/5
13 at Temple, 12/21	2 at Vanderbilt, 1/18	Blocked Shots	0, at Vanderbilt, 1/18	8, UConn, 2/1
			0, at Temple, 12/21	
			0, Savannah State, 12/17	
20 vs. Auburn, 1/11	5 at Ole Miss, 1/4	Turnovers	8, at Mississippi State, 2/5	29, Alabama State, 11/10
			8, at Vanderbilt, 1/18	
26 at Missouri, 1/7	9 vs. Duke, 12/3	Fouls	15, at Kentucky, 1/21	29, at Maryland, 11/13

2017-18 Team High/Low -- SEC Games Only

South Carolina Highs	South Carolina Lows	Category	Opponent Lows	Opponent Highs
95 at Vanderbilt, 1/18	53 at Mississippi State, 2/5	Points in Game	42, Arkansas, 1/25	86, Tennessee, 1/14
53 at Ole Miss (1st), 1/4	25 at Mississippi State (2nd), 2/5	Points in a Half	12, Arkansas (1st), 1/25	48, at Missouri (2nd), 1/7
30 vs. Auburn (1st), 1/11	7 vs. Texas A&M (2nd), 12/31	Points in a Quarter	6, Arkansas (2nd), 1/25	28, at Mississippi State, 2/5
			6, Arkansas (1st), 1/25	
36 at Vanderbilt, 1/18	20 at Mississippi State, 2/5	Field Goals Made	18, Arkansas, 1/25	33, at Vanderbilt, 1/18
	20 vs. Missouri, 1/28			
75 vs. Arkansas, 1/25	53 at Mississippi State, 2/5	Field Goal Attempts	48 at Missouri, 1/7	69, Texas A&M, 12/31
	53 at Kentucky, 1/21			
.667 (36-54) at Vanderbilt, 1/18	.345 (20-58) vs. Missouri, 1/28	FG Percentage	.269 (18-67), Arkansas, 1/25	.564 (31-55), Tennessee, 1/14
7 vs. Missouri, 1/28	3 at Mississippi State, 2/5	3-Point FG Made	2, Arkansas, 1/25	9, at Vanderbilt, 1/18
7 at Ole Miss, 1/4	3 vs. Texas A&M, 12/31			
20 vs. Arkansas, 1/25	9 at Mississippi State, 2/5	3-Point FG Attempts	11, Auburn, 1/11	27, at Ole Miss, 1/4
20 at Ole Miss, 1/4	9 vs. Texas A&M, 12/31			
.545 (6-11) at Vanderbilt, 1/18	.267 (4-15) vs. Tennessee, 1/14	3-Point FG Percentage	.125 (2-16), Arkansas, 1/25	.615 (8-13), at Missouri, 1/7
22 vs. Arkansas, 1/25	10 at Mississippi State, 2/5	Free Throws Made	3, Missouri, 1/28	21, at Missouri, 1/7
	10 vs. Texas A&M, 12/31			
31 vs. Arkansas, 1/25	17 at Mississippi State, 2/5	Free Throw Attempts	6, Missouri, 1/28	28, Tennessee, 1/14
				28, at Missouri, 1/7
.792 (19-24) at Ole Miss, 1/4	.556 (10-18) vs. Texas A&M, 12/31	FT Percentage	.400 (4-10), Arkansas, 1/25	.800 (16-20), Auburn, 1/11
62 vs. Arkansas, 1/25	26 at Missouri, 1/7	Rebounds	23, at Vanderbilt, 1/18	41, Tennessee, 1/14
24 at Ole Miss, 1/4	4 vs. Tennessee, 1/14	Assists	5, Arkansas, 1/25	20, at Missouri, 1/7
11 vs. Tennessee, 1/14	1 at Vanderbilt, 1/18	Steals	2, Missouri, 1/28	10, Auburn, 1/11
			2, at Vanderbilt, 1/18	
			2, at Missouri, 1/7	
9 vs. Arkansas, 1/25	2 at Vanderbilt, 1/18	Blocked Shots	0, at Vanderbilt, 1/18	5, at Mississippi State, 2/5
	9 vs. Auburn, 1/11			5, Missouri, 1/28
				5, Arkansas, 1/25
				5, Tennessee, 1/14
20 vs. Auburn, 1/11	5 at Ole Miss, 1/4	Turnovers	8, at Mississippi State, 2/5	18, Tennessee, 1/14
			8, at Vanderbilt, 1/18	18, at Missouri, 1/7
26 at Missouri, 1/7	12 vs. Arkansas, 1/25	Fouls	15, at Kentucky, 1/21	25, Arkansas, 1/25

2017-18 Individual Superlatives

Category	South Carolina	Opponent
Points in Game	34 by A'ja Wilson vs. Notre Dame, 11/26	36 by Chennedy Carter, Texas A&M, 12/31
Points in a Half	29 by A'ja Wilson vs. Notre Dame, 11/26	27 by Kaila Charles, at Maryland (2nd), 11/13
Points in a Quarter	18 by A'ja Wilson vs. Notre Dame (4th), 11/26	19 by Chennedy Carter, Texas A&M (3rd), 12/31 19 by Kaila Charles, at Maryland (4th), 11/13
Field Goals Made	13 by A'ja Wilson Western Carolina, 11/30	15 by Chennedy Carter, Texas A&M, 12/31
Field Goal Attempts	21 by Tyasha Harris vs. Tennessee, 1/14	37 by Chennedy Carter, Texas A&M, 12/31
FG Percentage	1.000 (9-9) by Alexis Jennings vs. Arkansas, 1/25	.900 (9-10) by Sophie Cunningham, at Missouri, 1/7
3-Point FG Made	6 by Lindsey Spann at Clemson, 11/16	5 by Kia Nurse, UConn, 2/1
3-Point FG Attempts	11 by Lindsey Spann vs. Notre Dame, 11/26	11 by Shelby Gibson, at Ole Miss, 1/4
3-Point FG Percentage	.857 (6-7) by Lindsey Spann at Clemson, 11/16	.750 (3-4) by Amber Smith, at Missouri, 1/7
Free Throws Made	15 by A'ja Wilson vs. Rutgers, 11/24	14 by Kaila Charles, at Maryland, 11/13
Free Throw Attempts	18 by A'ja Wilson at Maryland, 11/13	15 by Kaila Charles, at Maryland, 11/13
FT Percentage	1.000 (7-7) by M. Herbert Harrigan vs. Savannah St., 12/17 1.000 (7-7) by Tyasha Harris at Maryland, 11/13	1.000 (5-5) by Napheesa Collier, UConn, 2/1
Rebounds	17 by A'ja Wilson vs. St. John's, 11/25	20 by Teaira McCowan, at Mississippi State, 2/5
Assists	13 by Tyasha Harris at Kentucky, 1/21	10 by Tiana England, vs. St. John's, 11/25
Steals	6 by Tyasha Harris vs. Savannah State, 12/17 6 by Tyasha Harris vs. Western Carolina, 11/30	5 by Darien Huff, CoFC, 12/5
Blocked Shots	8 by A'ja Wilson at Temple, 12/21	5 by Napheesa Collier, UConn, 2/1
Turnovers	6 by Tyasha Harris vs. Auburn, 1/11	9 by Kaylee Allen, Savannah State, 12/17

2017-18 Individual Superlatives -- SEC Games Only

Category	South Carolina	Opponent
Points in Game	28 by Tyasha Harris vs. Tennessee, 1/14	36 by Chennedy Carter, Texas A&M, 12/31
Points in a Half	18 by A'ja Wilson at Mississippi State (1st), 2/5	23 by Chennedy Carter, Texas A&M (2nd), 12/31
Points in a Quarter	12 by A'ja Wilson at Mississippi State, (1st) 2/5 12 by Alexis Jennings vs. Arkansas (3rd), 1/25	19 by Chennedy Carter, Texas A&M (3rd), 12/31
Field Goals Made	11 by A'ja Wilson vs. Arkansas, 1/25 11 by LeLe Grissett at Vanderbilt, 1/18	15 by Chennedy Carter, Texas A&M, 12/31
Field Goal Attempts	21 by Tyasha Harris vs. Tennessee, 1/14	37 by Chennedy Carter, Texas A&M, 12/31
FG Percentage	1.000 (9-9) by Alexis Jennings vs. Arkansas, 1/25	.900 (9-10) by Sophie Cunningham, at Missouri, 1/7
3-Point FG Made	5 by Lindsey Spann at Vanderbilt, 1/18	4 by Madinah Muhammad, at Ole Miss, 1/4 4 by Chennedy Carter, Texas A&M, 12/31
3-Point FG Attempts	10 by Lindsey Spann at Missouri, 1/7	11 by Shelby Gibson, Ole Miss, 1/4
3-Point FG Percentage	.714 (5-7) by Lindsey Spann at Vanderbilt, 1/18	.750 (3-4) by Amber Smith, at Missouri, 1/7
Free Throws Made	8 by Alexis Jennings at Vanderbilt, 1/18	11 by Jaime Nared, Tennessee, 1/14 11 by Janiah McKay, Auburn, 1/11
Free Throw Attempts	13 by Alexis Jennings at Vanderbilt, 1/18	13 by Janiah McKay, Auburn, 1/11
FT Percentage	1.000 (6-6) by Doniyah Clincy at Ole Miss, 1/4	.917 (11-12) by Jaime Nared, Tennessee, 1/14
Rebounds	15 by A'ja Wilson vs. Missouri, 1/28 15 by A'ja Wilson at Ole Miss, 1/4 15 by A'ja Wilson vs. Texas A&M, 12/31	20 by Teaira McCowan, at Mississippi State, 2/5
Assists	13 by Tyasha Harris at Kentucky, 1/21	8 by Jazzmun Holmes, at Mississippi State, 2/5 8 by Allisa Alston, at Ole Miss, 1/4
Steals	4 by Tyasha Harris vs. Tennessee, 1/14 4 by Tyasha Harris vs. Auburn, 1/11	4 by Jasmine Lumpkin, Texas A&M, 12/31
Blocked Shots	7 by A'ja Wilson vs. Arkansas, 1/25	3 by Teaira McCowan, at Mississippi State, 2/5 3 by Mercedes Russell, Tennessee, 1/14
Turnovers	6 by Tyasha Harris vs. Auburn, 1/11	7 by Sophie Cunningham, at Missouri, 1/7

Gamecock Career Highs

Doniyah Cliney

Pts	16 vs. Texas A&M, 12/31/17
FG	7 vs. Texas A&M, 12/31/17
FGA	17 vs. Texas A&M, 12/31/17
FG %	1.000 (4-4) vs. Notre Dame, 11/26/17
3FG	2, 2x, last vs. Missouri, 1/28/18
3FGA	4, 2x, last vs. Texas A&M, 12/31/17
3FG %	1.000 (2-2) vs. Notre Dame, 11/26/17
FT	4, 3x, last at Vanderbilt, 1/18/18
FTA	6, 4x, last at Vanderbilt, 1/18/18
FT %	1.000 (6-6) at Ole Miss, 1/4/18
Reb	9 vs. Clemson, 12/15/16
Off Reb	5 vs. Western Carolina, 11/30/17
Blk	2 vs. Arizona State, 3/19/17
Stl	5 vs. Alabama State, 11/10/17
Asst	6, 2x, last at Kentucky, 2/2/17
Min	40 vs. Tennessee, 1/14/18

LeLe Grissett

Pts	22 at Vanderbilt, 1/18/18
FG	11 at Vanderbilt, 1/18/18
FGA	12 at Vanderbilt, 1/18/18
FG %	.917 (11-12) at Vanderbilt, 1/18/18
FT	4 vs. Alabama State, 11/10/17
FTA	8 vs. CoFC, 12/5/17
FT %	.750 (3-4), 3x, last vs. Auburn, 1/11/18
Reb	9 at Vanderbilt, 1/18/18
Off Reb	5, 2x, last vs. Tennessee, 1/14/18
Def Reb	6 at Vanderbilt, 1/18/18
Blk	2 at Kentucky, 1/21/18
Stl	4 vs. Alabama State, 11/10/17
Asst	3 vs. Savannah State, 12/17/17
Min	29 vs. Tennessee, 1/14/18

Tyasha Harris

Pts	28 vs. Tennessee, 1/14/18
FG	9 vs. Tennessee, 1/14/18
FGA	21 vs. Tennessee, 1/14/18
FG %	1.000 (3-3) vs. Kentucky, 2/26/17
3FG	3, 4x, last vs. Tennessee, 1/14/18
3FGA	8, 2x, last vs. Tennessee, 1/14/18
3FG %	.750 (3-4) vs. Minnesota, 12/11/16
FT	7, 2x, last vs. Tennessee, 1/14/18
FTA	10 vs. Tennessee, 1/14/18
FT %	1.000 (7-7) at Maryland, 11/13/17
Reb	13 vs. Arkansas, 1/25/18
Off Reb	3 vs. Arkansas, 1/25/18
Blk	2 vs. Auburn, 2/9/17
Stl	6, 2x, last vs. Savannah State, 12/17/17
Asst	13 at Kentucky, 1/21/18
Min	39 vs. Tennessee, 1/14/18

Mikiah Herbert Harrigan

Pts	21 vs. Savannah State, 12/17/17
FG	7, 3x, last vs. Savannah State, 12/17/17
FGA	11, 2x, last at Texas A&M, 2/23/17
FG %	1.000 (5-5) vs. Vanderbilt, 2/16/17
3FGA	2, 2x, last at Temple, 12/21/17
FT	7 vs. Savannah State, 12/17/17
FTA	7, 2x, last vs. Savannah State, 12/17/17
FT %	1.000 (7-7) vs. Savannah State, 12/17/17
Reb	10 vs. Georgia, 3/3/17
Off Reb	4 vs. Hampton, 11/20/16
Def Reb	7, 2x, last vs. Wofford, 11/19/17
Blk	4, 3x, last at Mississippi State, 2/5/18
Stl	2, 4x, last at Missouri, 1/7/18
Asst	2, 7x, at Temple, 12/21/17
Min	26 vs. Quinnipiac, 3/25/17

Bianca Jackson

Pts	20 vs. UConn, 2/1/18
FG	8 vs. UConn, 2/1/18
FGA	14 vs. Arkansas, 1/25/18
FG %	.750 (6-8) at Temple, 12/21/17
3FG	4 at Temple, 12/21/17
3FGA	7 vs. Arkansas, 1/25/18
3FG %	.667 (4-6) at Temple, 12/21/17
FT	4 vs. Arkansas, 1/25/18
FTA	5 vs. Arkansas, 1/25/18
FT %	.800 (4-5) vs. Arkansas, 1/25/18
Reb	10 vs. CoFC, 12/5/17
Off Reb	2, 7x, last vs. Arkansas, 1/25/18
Blk	2 vs. Alabama State, 11/10/17
Stl	3 vs. Savannah State, 12/17/17
Asst	7 at Clemson, 11/16/17
Min	37 vs. Missouri, 1/28/18

Alexis Jennings

Pts	28 vs. Morehead State, 11/18/15*
Pts (SC)	27 at Vanderbilt, 1/18/18
FG	12 vs. Morehead State, 11/18/15*
FG (SC)	10 vs. St. John's, 11/25/17
FGA	15 vs. St. John's, 11/25/17
FG %	1.000 (9-9) vs. Arkansas, 1/25/18
FT	8, 2x, last at Vanderbilt, 1/18/18 (includes 1 game while at Kentucky)
FTA	13 at Vanderbilt, 1/18/18
FT %	1.000 (4-4) at Ole Miss, 1/4/18
Reb	16 vs. Texas A&M, 2/28/16*
Reb (SC)	13, 2x, last vs. Savannah State, 12/17/17
Off Reb	8 vs. Duke, 12/3/17
Def Reb	12 vs. Texas A&M, 2/28/16*
Def Reb (SC)	11, 2x, last at Vanderbilt, 1/18/18
Blk	6 vs. Oklahoma, 3/21/16*
Blk (SC)	3 vs. Texas A&M, 12/31/17
Stl	3, 3x, last at Ole Miss, 1/4/18 (includes 1 game while at Kentucky)
Asst	3 at Ole Miss, 1/4/18
Min	34 at Vanderbilt, 1/18/18

*indicates career high set at Kentucky

Victoria Patrick

Pts	11 at Ole Miss, 1/4/18
FG	3, 2x, last at Kentucky, 1/21/18
FGA	9 vs. Savannah State, 12/17/17
FG %	.600 (3-5), 2x, last at Kentucky, 1/21/18
3FG	3 at Ole Miss, 1/4/18
3FGA	9 vs. Savannah State, 12/17/17
3FG %	.600 (3-5) at Ole Miss, 1/4/18
FT	2 at Ole Miss, 1/4/18
FTA	3 at Savannah State, 12/21/16
FT %	1.000 (2-2) at Ole Miss, 1/4/18
Reb	2, 6x, last at Ole Miss, 1/4/18
Stl	2 vs. Saint Peter's, 11/22/16
Asst	2, 2x, last at Kentucky, 1/21/18
Min	24 at Vanderbilt, 1/18/18

Lindsey Spann

Pts	31 vs. Saint Peter's, 11/13/16^
Pts (SC)	20 at Clemson, 11/16/17
FG	13 vs. Saint Peter's, 11/13/16^
FG (SC)	7 at Clemson, 11/16/17
FGA	14 vs. Notre Dame, 11/26/17
FG %	.778 (7-9) at Clemson, 11/16/17
3FG	7 at Minnesota, 1/3/16^
3FG (SC)	6 at Clemson, 11/16/17
3FGA	11 vs. Notre Dame, 11/26/17
3FG %	.857 (6-7) at Clemson, 11/16/17
FT	8 vs. Sacred Heart, 12/20/15^
FT (SC)	2 at Maryland, 11/13/17
FTA (SC)	2, 3x, last vs. Notre Dame, 11/26/17
FT %	1.000 (2-2) at Maryland, 11/13/17
Reb	9, 2x, last vs. Marshall, 12/3/16^
Reb (SC)	5 at Maryland, 11/13/17
Asst	8, 2x, last vs. Wofford, 11/19/17 (includes 1 game while at Penn State)
Min	45 vs. Purdue, 1/30/16^
Min (SC)	39 vs. Notre Dame, 11/26/17

^indicates career high set at Penn State

LaDazhia Williams

Pts	11 vs. Western Carolina, 11/30/17
FG	4 vs. Western Carolina, 11/30/17
FGA	5, 3x, last vs. Arkansas, 1/25/18
FG %	.800 (4-5) vs. Western Carolina, 11/30/17
3FG	2 vs. Western Carolina, 11/30/17
3FGA	2 vs. Western Carolina, 11/30/17
3FG %	1.000 (202) vs. Western Carolina, 11/30/17
FTA	4 vs. Alabama State, 11/10/17
Reb	8 vs. Western Carolina, 11/30/17
Off Reb	4 vs. Arkansas, 1/25/18
Def Reb	6 vs. Western Carolina, 11/30/17
Blk	2 vs. Alabama State, 11/10/17
Min	19 vs. Western Carolina, 11/30/17

A'ja Wilson

Pts	34 vs. Notre Dame, 11/26/17
FG	13 vs. Western Carolina, 11/30/17
FGA	20, 4x, last at Mississippi State, 2/5/18
FG %	.875 (7-8) vs. Maine, 11/21/16
FT	15 vs. Rutgers, 11/24/17
FTA	18 at Maryland, 11/13/17
FT %	1.000 (14-14) vs. Hampton, 11/20/16
Reb	19, 2x, last vs. Stanford, 3/31/17
Off Reb	8, 2x, last at Maryland, 11/13/17
Def Reb	16 vs. St. John's, 11/25/17
Blk	8, 3x, last at Temple, 12/21/17
Stl	5 vs. Vanderbilt, 2/16/17
Asst	5, 2x, last vs. Notre Dame, 11/26/17
Min	40 at Mississippi State, 2/5/18

The Last Time...

Individual

Scored 50 Points

South Carolina 51, Jocelyn Penn vs. Stetson, 1/4/03
Opponent Never

Scored 40 Points

South Carolina 51, Jocelyn Penn vs. Stetson, 1/4/03
Opponent 46, Cornelia Gayden, LSU, 1/14/95

Scored 30 Points

South Carolina 34, A'ja Wilson vs. Notre Dame, 11/26/17
Opponent 36, Chennedy Carter, Texas A&M, 12/31/17

Grabbed 20 Rebounds

South Carolina 25, Kelsey Bone vs. Boston University, 12/28/09
Opponent 20, Teaira McCowan, at Mississippi State, 2/5/18

Grabbed 15 Rebounds

South Carolina 16, A'ja Wilson vs. UConn, 2/1/18
Opponent 16, Anriel Howard, Texas A&M, 12/31/17

Two Players with 20 or More Points

South Carolina A'ja Wilson 27/Alexis Jennings 22 vs. Arkansas, 1/25/18
Opponent Kia Nurse 23/Katie Lou Samuelson 20, UConn, 2/1/18

Two Players with 10 or More Rebounds

South Carolina Tyahsa Harris 13/A'ja Wilson 13 vs. Arkansas, 1/25/18
Opponent Erica McCall 14/Alanna Smith 12 vs. Stanford, 3/31/17

Had 10 Assists

South Carolina 13, Tyasha Harris, at Kentucky, 1/21/18
Opponent 10, Curtyce Knox, at Texas A&M, 2/23/17

Had Five Steals

South Carolina 6, Tyasha Harris vs. Savannah State, 12/17/17
Opponent 5, Leaonna Odom, at Duke, 12/4/16

Had Five Blocked Shots

South Carolina 6, A'ja Wilson vs. UConn, 2/1/18
Opponent 5, Napheesa Collier, UConn, 2/1/18

Had a Double-Double

South Carolina A'ja Wilson (25 pts/14 rebs) at Mississippi State, 2/5/18
Opponent Gabby Williams (14 pts/14 rebs), UConn, 2/1/18

Two Players had a Double-Double

South Carolina A'ja Wilson (27 pts/13 rebs)/Alexis Jennings (22 pts/10 rebs) vs. Arkansas, 1/25/18
Opponent Erica McCall (14 pts/14 rebs)/Alanna Smith (14 pts/2 rebs) vs. Stanford, 3/31/17

Three Players had a Double-Double

South Carolina Ashley Bruner (16 pts/12 rebs)/Aleighsa Welch (16 pts/ 11 rebs)/Elem Ibiam (12 pts/10 rebs) vs. Kansas, 3/25/13
Opponent Merlakia Jones (26 pts/10 rebs)/Takilya Davis (19 pts/13 rebs)/DeLisha Milton (14 pts/15 rebs), at Florida, 2/20/94

Had a Triple-Double

South Carolina Alaina Coates (29 pts/16 rebs/10 blks) vs. Winthrop, 12/13/15
Opponent Never

Team

Scored 100 Points

South Carolina 101 vs. Western Carolina, 11/30/17
Opponent 103, Clemson, 11/21/03

Won by 30 or More Points

South Carolina 90-42 (48) vs. Arkansas, 1/25/18
Opponent 66-34 (32), Georgia, 3/4/11

Shot 65% or Better from the Field

South Carolina .667 (36-54) at Vanderbilt, 1/18/18
Opponent Never

Shot 60% or Better from the Field

South Carolina .604 (32-53) at Kentucky, 1/21/18
Opponent .604 (29-48), Vanderbilt, 1/18/01

Shot 50% or Better from the Field

South Carolina .510 (25-49) vs. Auburn, 1/11/18
Opponent .508 (33-65), at Vanderbilt, 1/18/18

No Players in Double-Figure Points

South Carolina at Auburn, 1/19/12
Opponent vs. Western Carolina, 11/30/17

Five Players in Double-Figure Points

South Carolina at Vanderbilt, 1/18/18
Opponent Tennessee, 1/14/18

More Than Five Players in Double-Figure Points

South Carolina 6 vs. Wofford, 11/19/17
Opponent 6 at Georgia, 2/13/03

Faced AP Top-25 Opponent

Win 64-54 vs. No. 11 Missouri, 1/28/18
Loss 74-83 at No. 15 Missouri, 1/7/18

Faced AP Top-10 Opponent

Win 61-59 vs. No. 22 Texas A&M, 12/31/17
Loss 70-86 vs. No. 6 Tennessee, 1/14/18

Faced AP Top-5 Opponent

Win 64-61 vs. No. 4 Mississippi State, 1/23/17
Loss 53-67 at No. 2 Mississippi State, 2/15/18

Faced AP No. 1 Team

Win Never
Loss 58-83 vs. UConn, 2/1/18

Overtime Game

Win 58-55 vs. Drexel, 11/28/12
Loss 65-57 at Texas A&M, 1/16/14

Double-Overtime Game

Win 92-91 at Florida State, 2/4/91
Loss 92-94 at Clemson, 11/19/09

South Carolina Was Ranked (AP Poll)

No. 1 2/9/15
Top 5 No. 4, 1/1/18
Top 10 No. 7, 2/5/18
Top 25 No. 13, 12/30/13

South Carolina Single-Quarter Records

Italics indicates set in 2017-18

TEAM

Scoring

Most	Points
1. vs. Saint Peter's, 11/22/16, 1st qtr.	37
2. vs. Arkansas, 1/3/16, 2nd qtr.	35
3. vs. Minnesota, 12/11/16, 2nd qtr.	33
4. vs. Hampton, 11/20/16, 2nd qtr.	32
5. vs. Quinnipiac, 3/25/17, 3rd qtr.	31

Fewest	Points
1. vs. <i>St. John's</i> , 11/25/17, 2nd qtr.	6
vs. Stanford, 3/31/17, 2nd qtr.	6
vs. UCLA, 12/18/16, 1st qtr.	6
4. vs. <i>Texas A&M</i> , 12/31/17, 2nd qtr.	7
at <i>Clemson</i> , 11/16/17, 4th qtr.	7
at Mississippi State, 1/24/16, 1st qtr.	7

Fewest Allowed	Points
1. vs. <i>Savannah State</i> , 12/17/17, 3rd qtr.	3
2. vs. <i>CofC</i> , 12/5/17, 2nd qtr.	4
at <i>Clemson</i> , 11/16/17, 1st qtr.	4
vs. <i>Alabama State</i> , 11/10/17, 4th qtr.	4
4 other times	4

Most Allowed	Points
1. at <i>Maryland</i> , 11/13/17, 4th qtr.	32
vs. Kentucky, 2/26/17, 4th qtr.	32
3. vs. Syracuse, 3/25/16, 4th qtr.	30
4. vs. <i>UConn</i> , 2/1/18, 2nd qtr.	29
5. at <i>Mississippi State</i> , 2/5/18, 4th qtr.	28

Margin of Difference

Lead	Score	Margin
1. vs. Arkansas, 1/3/16, 2nd qtr.	35-9	+26
2. vs. Saint Peter's, 11/22/16, 1st qtr.	37-12	+25
3. at Auburn, 1/5/17, 1st qtr.	29-6	+23
4. vs. <i>Alabama St.</i> , 11/10/17, 2nd qtr.	27-5	+22
vs. Arkansas, 1/3/16, 3rd qtr.	29-7	+22

Deficit	Score	Margin
1. vs. <i>UConn</i> , 2/1/18, 2nd qtr.	29-8	-21
2. at <i>Mississippi State</i> , 2/5/18, 4th	9-28	-19
3. vs. Syracuse, 3/25/16, 4th qtr.	16-30	-14
4. vs. <i>Notre Dame</i> , 11/26/17, 2nd qtr.	10-23	-13
5. at <i>Mississippi State</i> , 2/5/18, 2nd qtr.	8-19	-11
at <i>Maryland</i> , 11/13/17, 4th qtr.	21-32	-11
3 other times		-11

Field Goals

Made	FGM
1. vs. Saint Peter's, 11/22/16, 1st qtr.	15
2. vs. <i>Notre Dame</i> , 11/26/17, 4th qtr.	14
vs. Arkansas, 1/3/16, 2nd qtr.	14
4. vs. Quinnipiac, 3/25/17, 3rd qtr.	13
vs. Kentucky, 3/4/17, 1st qtr.	13

Attempts	FGA
1. vs. <i>CofC</i> , 12/5/17, 1st qtr.	22
at Auburn, 1/5/17, 1st qtr.	22
3. vs. <i>UConn</i> , 2/1/18, 4th qtr.	21
vs. <i>Arkansas</i> , 1/25/18, 3rd qtr.	21
at <i>Ole Miss</i> , 1/4/18, 1st qtr.	21
at <i>Temple</i> , 12/21/17, 1st qtr.	21
vs. <i>Notre Dame</i> , 11/26/17, 4th qtr.	21
vs. <i>Alabama St.</i> , 11/10/17, 2nd qtr.	21
7 other times	21

Highest Percentage	FGM-A	Pct
1. vs. Kentucky, 3/5/16, 4th qtr.	11-13	.846
2. at <i>Kentucky</i> , 1/21/18, 3rd qtr.	9-11	.818
3. vs. Quinnipiac, 3/25/17, 3rd qtr.	13-16	.813
4. vs. Hampton, 12/16/15, 3rd qtr.	8-10	.800
5. at <i>Vanderbilt</i> , 1/18/18, 3rd qtr.	11-14	.786

Lowest Percentage	FGM-A	Pct
1. vs. Georgia, 1/12/17, 2nd qtr.	1-12	.083
2. vs. UCLA, 12/18/16, 1st qtr.	2-15	.133
3. vs. Stanford, 3/31/17, 2nd qtr.	2-14	.143
4. vs. <i>Missouri</i> , 1/28/18, 2nd qtr.	3-19	.158
5. vs. UConn, 2/8/16, 3rd qtr.	3-17	.176

Lowest Percentage Allowed	FGM-A	Pct
1. vs. <i>CofC</i> , 12/5/17, 2nd qtr.	1-18	.056
vs. <i>St. John's</i> , 11/25/17, 1st qtr.	1-17	.059
3. vs. Vanderbilt, 2/16/17, 4th qtr.	1-16	.063
4. vs. UNC Asheville, 3/17/17, 3rd qtr.	1-15	.067
5. vs. <i>Alabama St.</i> , 11/10/17, 4th qtr.	1-14	.071
at Florida, 1/8/17, 2nd qtr.	1-14	.071

Highest Percentage Allowed	FGM-A	Pct
1. at LSU, 1/15/17, 2nd qtr.	9-12	.750
2. vs. <i>Tennessee</i> , 1/14/18, 2nd qtr.	8-11	.727
vs. Quinnipiac, 3/25/17, 2nd qtr.	8-11	.727
4. at <i>Missouri</i> , 1/7/18, 4th qtr.	5-7	.714
5. vs. <i>Auburn</i> , 1/11/18, 3rd qtr.	7-10	.700

Rebounding

Total	Rebs
1. at Ohio state, 11/14/16, 1st qtr.	20
2. vs. <i>CofC</i> , 12/5/17, 1st qtr.	19
3. vs. <i>Arkansas</i> , 1/25/18, 1st qtr.	18
vs. <i>Western Carolina</i> , 11/30/17, 2nd qtr.	18
vs. Clemson, 12/15/16, 2nd qtr.	18
vs. Kansas State, 3/20/16, 3rd qtr.	18
at Alabama, 2/22/16, 4th qtr.	18

Margin	Rebs	Margin
1. at Alabama, 2/22/16, 4th qtr.	18-3	+15
2. vs. <i>Arkansas</i> , 1/25/18, 1st qtr.	18-4	+14
vs. Clemson, 12/15/16, 2nd qtr.	18-4	+14
3. vs. <i>CofC</i> , 12/5/17, 1st qtr.	19-6	+13
vs. Saint Peter's, 11/22/16, 1st qtr.	16-3	+13
vs. Hampton, 12/16/15, 4th qtr.	15-2	+13

INDIVIDUAL

Scoring

Most	Points
1. Kaela Davis at Auburn, 1/5/17, 1st qtr.	19
2. <i>A'ja Wilson</i> vs. <i>Notre Dame</i> , 11/26/17, 4th qtr.	18
3. Kaela Davis vs. Quinnipiac, 3/25/17, 3rd qtr.	15
Tina Roy vs. Arkansas, 1/3/16, 3rd qtr.	15
5. Kaela Davis vs. Minnesota, 12/11/16, 2nd qtr.	14
Tina Roy vs. Syracuse, 3/25/16, 2nd qtr.	14

Rebounding

Most	Rebs
1. Alaina Coates at Arkansas, 2/5/17, 1st qtr.	9
Alaina Coates at Georgia, 1/26/17, 2nd qtr.	9
3. A'ja Wilson vs. Stanford, 3/31/17, 3rd qtr.	8
A'ja Wilson vs. Mississippi State, 3/5/17, 4th qtr.	8
Alaina Coates vs. Georgia, 1/12/17, 1st qtr.	8
A'ja Wilson at Florida, 1/8/17, 2nd qtr.	8
A'ja Wilson vs. UCLA, 12/18/16, 4th qtr.	8
Alaina Coates vs. Louisville, 11/27/16, 3rd qtr.	8
Alaina Coates vs. Hampton, 11/20/16, 3rd qtr.	8
Alaina Coates vs. Ole Miss, 1/28/16, 2nd qtr.	8

Staley Era Team Records

Italics indicates set in 2017-18

Scoring

Most	Points
1. vs. Savannah State, 12/14/14	111
2. at Alabama, 1/8/15	102
3. vs. <i>Western Carolina, 11/30/17</i>	101
4. vs. Quinnipiac, 3/25/17	100
5. vs. <i>Savannah State, 12/17/17</i>	99
vs. <i>Alabama State, 11/10/17</i>	99
vs. Clemson, 11/20/14	99
vs. Ole Miss, 1/30/14	99
vs. Charleston Southern, 11/9/13	99

Fewest	Points
1. at Stanford, 11/26/10	32
2. vs. Georgia, 3/4/11	34
3. vs. Mississippi State, 3/5/09	39
4. at Georgia, 1/13/13	40
5. at Mississippi State, 2/26/09	41

Fewest Allowed	Points
1. vs. South Carolina State, 12/14/11	21
2. vs. Presbyterian, 11/27/11	24
3. vs. NC Central, 12/1/14	26
vs. SC State, 12/22/13	26
5. vs. NC Central, 12/2/13	27

Most Allowed	Points
1. at Clemson, 11/19/09	94
2. vs. North Carolina, 12/20/09	93
3. vs. <i>Notre Dame, 11/26/17</i>	92
vs. Kentucky, 2/26/17	87
at Connecticut, 2/9/15	87

Margin of Outcome

Victory	Score	Margin
1. vs. Charleston Southern, 11/8/13	99-29	+70
2. vs. <i>Alabama State, 11/10/17</i>	99-31	+68
vs. NC Central, 12/1/14	90-26	+64
4. vs. Savannah State, 12/14/14	111-49	+62
5. vs. <i>Savannah State, 12/17/17</i>	99-38	+61

Defeat	Score	Margin
1. at Stanford, 11/26/10	32-70	-38
2. vs. Georgia, 3/4/11	34-66	-32
3. vs. Stanford, 12/19/08	47-78	-31
4. at Penn State, 11/21/10	48-78	-30
5. vs. Connecticut, 12/28/08	48-77	-29

Field Goals

Made	FGM
1. vs. <i>Savannah State, 12/17/17</i>	39
vs. <i>Western Carolina, 11/30/17</i>	39
vs. Charleston Southern, 11/8/13	39
4. vs. Minnesota, 12/11/16	38
vs. Savannah State, 12/14/14	38
vs. Clemson, 11/20/14	38

Attempts	FGA
1. vs. Penn State, 11/20/11	76
2. vs. <i>Arkansas, 1/25/18</i>	75
3. at Clemson, 11/19/09	74
4. vs. Tennessee, 1/20/11	73
5. vs. <i>Alabama State, 11/10/17</i>	72
4 other games	72

Highest Percentage (Min. 40 FGA)	FGM-A	Pct
1. at <i>Vanderbilt, 1/18/18</i>	36-54	.667
2. vs. Savannah State, 3/20/15	34-53	.642
3. at Alabama, 1/8/15	37-58	.638
4. vs. Kentucky, 2/26/17	34-55	.618
5. vs. Florida State, 3/29/15	30-49	.612

Lowest Percentage (Min. 40 FGA)	FGM-A	Pct
1. at Stanford, 11/26/10	12-55	.218
2. vs. Georgia, 3/4/11	12-52	.231
3. at Florida, 1/20/13	15-64	.234
4. at Kentucky, 2/5/09	13-55	.236
5. at Georgia, 1/2/11	13-54	.241

Lowest %age Allowed (Min. 40 FGA)	FGM-A	Pct
1. vs. South Carolina State, 12/14/11	6-48	.125
2. vs. NC Central, 12/2/13	8-50	.160
3. vs. Charleston Southern, 11/8/13	10-54	.185
4. vs. Arkansas, 3/6/15	11-57	.193
vs. Hampton, 11/22/12	11-57	.193

Highest %age Allowed (Min. 40 FGA)	FGM-A	Pct
1. vs. Connecticut, 12/28/08	35-62	.565
vs. Florida, 1/9/11	26-46	.565
3. vs. <i>Tennessee, 1/14/18</i>	31-55	.564
4. at <i>Missouri, 1/7/18</i>	27-48	.563
5. vs. Xavier, 11/12/10	34-61	.557

3-Point Field Goals

Made	3FGM
1. vs. Minnesota, 12/11/16	16
2. at Auburn, 1/5/17	14
3. vs. Kentucky, 3/5/16	12
4. vs. Arkansas, 1/3/16	11
at Alabama, 1/8/15	11

Attempts	3FGA
1. vs. Minnesota, 12/11/16	33
2. vs. Syracuse, 3/25/16	32
3. vs. Penn State, 11/20/11	29
4. at Auburn, 1/5/17	28
vs. College of Charleston, 11/14/13	28
vs. North Carolina, 12/19/10	28

Percentage (Min. 5 3FGA)	3FGM-A	Pct
1. vs. Oregon State, 3/25/14	4-6	.667
vs. Ole Miss, 1/30/14	4-6	.667
vs. Savannah State, 12/28/13	4-6	.667
vs. Western Carolina, 12/29/12	6-9	.667
at Alabama, 1/10/10	8-12	.667
vs. Charlotte, 12/21/08	8-12	.667

Free Throws

Made	FTM
1. vs. Savannah State, 12/14/14	34
vs. Oregon State, 3/25/14	34
3. vs. Missouri, 1/10/16	32
vs. Ole Miss, 1/30/14	32
at Mississippi State, 1/6/12	32

Attempts	FTA
1. at Mississippi State, 1/6/13	50
2. vs. Savannah State, 12/28/13	48
3. vs. Savannah State, 12/14/14	47
4. vs. Missouri, 2/2/14	46
5. vs. Seton Hall, 11/17/13	44
vs. South Carolina State, 12/21/12	44

Percentage (Min. 10 FTA)	FTM-A	Pct
1. vs. Quinnipiac, 3/25/17	18-19	.947
2. at Texas A&M, 2/23/17	15-16	.923
3. vs. Alabama, 1/19/14	10-11	.909
4. at Arkansas, 2/5/17	18-20	.900
5. vs. Auburn, 1/2/09	23-26	.885

Rebounding

Total	Rebs
1. vs. <i>Arkansas, 1/25/18</i>	62
vs. College of Charleston, 11/14/13	62
3. at Florida, 1/20/13	59
4. at Alabama, 2/22/16	58
5. vs. Hampton, 11/22/12	57

Margin	Rebs	Margin
1. vs. Savannah State, 12/14/14	56-21	+35
2. vs. Hampton, 12/16/15	52-19	+33
3. vs. <i>Arkansas, 1/25/18</i>	62-31	+31
4. at Alabama, 2/7/13	53-24	+29
5. at Alabama, 2/22/16	58-31	+28
vs. Hampton, 12/17/14	48-21	+27

Offensive	Off. Rebs
1. vs. Elon, 11/9/12	29
2. vs. <i>Arkansas, 1/25/18</i>	27
vs. College of Charleston, 11/23/11	27
4. vs. Kansas, 3/25/13	26
at Florida, 1/20/13	26

Turnovers

Fewest	TOs
1. at Tennessee, 2/2/12	4
2. at <i>Ole Miss, 1/4/18</i>	5
vs. UNC Asheville, 3/17/17	5
vs. Vanderbilt, 2/16/17	5
vs. CSU Bakersfield, 11/28/15	5
at Clemson, 11/18/15	5
vs. Syracuse, 11/28/14	5
vs. Tennessee, 2/23/15	5
at Missouri, 2/28/13	5
vs. Georgia, 3/2/12	5
vs. Ole Miss, 3/3/11	5

Most	TOs
1. at Wake Forest, 12/3/08	32
2. at Ole Miss, 2/25/16	29
vs. Hampton, 11/22/12	29
vs. Kentucky, 1/15/12	29
4. at Kentucky, 1/13/11	28

Assists

1. vs. Minnesota, 12/11/16	29
2. vs. NC Central, 12/1/14	26
3. vs. Winthrop, 12/13/15	25
vs. UNCG, 11/15/15	25
vs. San Diego State, 11/23/14	25
vs. Clemson, 11/20/14	25
vs. Alabama, 1/19/14	25
vs. Charleston Southern, 11/8/13	25

Steals

1. vs. <i>Alabama State, 11/10/17</i>	21
vs. NC Central, 12/1/14	21
vs. Furman, 12/11/11	21
4. vs. San Diego State, 11/23/14	18
5. vs. Saint Peter's, 11/22/16	17
vs. Charleston Southern, 11/8/13	17

Blocked Shots

1. vs. Winthrop, 12/13/15	16
2. vs. Arkansas, 3/6/15	15
3. at Mississippi State, 2/6/14	14
vs. Kentucky, 1/9/14	14
5. at <i>Temple, 12/21/17</i>	13



Dawn Staley

Head Coach

10th Season at South Carolina Virginia, 1992

When three-time Olympic gold medalist Dawn Staley took the reins of the University of South Carolina women's basketball program on May 10, 2008, the Gamecocks' stature immediately rose not just in the Southeastern Conference but on the national stage as well. Nine seasons later, Staley delivered on those expectations with the program's first NCAA National Championship in 2017. South Carolina has the fifth-longest streak of appearances in the Associated Press Top 25, hitting the 100-week mark on Dec. 25, 2017; and the Gamecocks boast six straight 25-win seasons, which include four SEC regular-season championships, three SEC Tournament titles, two NCAA Final Four appearances and three other Sweet 16 seasons, the program's first ever No. 1 national ranking and a school-record 34 wins in 2014-15. Staley's success has united every demographic in the state of South Carolina as the Gamecocks' fan base tripled over a span of three seasons, and three times led the nation in home attendance.

While her coaching career is blossoming, Staley is still recognized for her body of work as a one of the most decorated participants in United States women's basketball history. The Naismith Memorial Basketball Hall of Fame solidified her legacy with her enshrinement as part of the Class of 2013. The Phoenix Club of Philadelphia established the Dawn Staley Award recognizing the nation's top guard in women's Division I basketball in 2013 as well. Staley was inducted into the Women's Basketball Hall of Fame as part of the Class of 2012 and was one of the final nominees for induction to the U.S. Olympic Hall of Fame the same year. In the summer of 2011, the WNBA recognized her as one of the league's "Top 15," honoring the most influential players in the league's history.

In her 18th season as a head coach, Staley has amassed a 411-165 (.714) record, including her 239-85 (.738) slate in her 10th season at South Carolina. She has led her teams to eight 25-win seasons, a total of 14 postseason appearances and 76 weeks in the Associated Press top 10, including 12 in the No. 1 spot. Also a force in USA Basketball, she was named the U.S. Women's National Team head coach for 2017-20 after leading three other U.S. teams to gold medals – 2015 FIBA U19 World Cup, 2014 FIBA U18 Americas Cup, 2007 Pan Am Games – and serving as an assistant on the Senior National Team 2006-08 and again 2014-16, during which the U.S. claimed gold in the 2014 FIBA World Cup and the 2008 and 2016 Olympic Games.

At the helm of the Gamecocks over the last 10 seasons, Staley has been named National Coach of the Year, a Naismith National Coach of the Year Finalist three times, SEC Coach of the Year three times and BCA Female Coach of the Year. She became the fastest coach to 200 wins in program history, needing just 277 games at South Carolina to do it.

Under Staley's leadership, four Gamecocks have collected eight All-America selections, two have picked up four SEC Player of the Year honors, two have earned SEC Defensive Player of the Year recognition, one has been the SEC 6th Player of the Year and three were named SEC Freshman of the Year. She has coached 10 Gamecocks who earned All-SEC honors 21 times, including 11 first-team selections, and five Gamecocks have been selected in the WNBA Draft, including Alaina Coates who, as the No. 2 pick in 2017, became the highest pick in program history, and three others who earned WNBA All-Rookie Team honors.

On Staley's watch, the Gamecocks are enjoying the most sustained success in program history. After posting back-to-back 25-win seasons in 2011-12 and 2012-13 for the first time in more than 30 years, the 2014-15 team broke the school record with 34 wins. South Carolina won more SEC games than the season before in each of Staley's first seven seasons, culminating in the 2015-16 team recording just the second 16-0 conference record in league history. Staley's 97 SEC wins are more than any other Gamecock coach, accounting for 60.2 percent of the program's total 161 wins over its 26 seasons in the league. She has delivered the only SEC championships in program history, lifting that trophy four times in as many seasons, and she has helped the Gamecocks to six of the program's seven top-four finishes in the SEC. Off the court, Staley's Gamecocks have been active in the community and thriving in the classroom. Every student-athlete who completed her eligibility under Staley at South Carolina has graduated or is on track to graduate, and the team GPA has been over 3.0 for seven of the last eight semesters.

Year-by-Year Coaching Record

Year	School	Record	Conf. Rec.	Conf. Finish	Postseason
2000-01	Temple	19-11	11-5	2nd East	WNIT
2001-02	Temple	20-11	12-4	2nd East	A-10 Tourn. Champ./NCAA 1st Round
2002-03	Temple	14-15	9-7	2nd East	
2003-04	Temple	21-10	14-2	1st East	A-10 Tourn. Champ./NCAA 1st Round
2004-05	Temple	28-4	16-0	1st East*	A-10 Tourn. Champ./NCAA 2nd Round
2005-06	Temple	24-8	12-4	3rd	A-10 Tourn. Champ./NCAA 1st Round
2006-07	Temple	25-8	13-1	2nd	NCAA 2nd Round
2007-08	Temple	21-13	12-2	T-1st	NCAA 1st Round
2008-09	South Carolina	10-18	2-12	11th	
2009-10	South Carolina	14-15	7-9	T-7th	
2010-11	South Carolina	18-15	8-8	T-5th	WNIT 2nd Round
2011-12	South Carolina	25-10	10-6	T-4th	NCAA Sweet 16
2012-13	South Carolina	25-8	11-5	T-4th	NCAA 2nd Round
2013-14	South Carolina	29-5	14-2	1st	NCAA Sweet 16
2014-15	South Carolina	34-3	15-1	T-1st	SEC Tourn. Champ./NCAA Final Four
2015-16	South Carolina	33-2	16-0	1st	SEC Tourn. Champ./NCAA Sweet 16
2016-17	South Carolina	33-4	14-2	1st	SEC Tourn. Champ./NCAA Champ
2017-18	South Carolina	17-3	6-2		
Career	18th season	411-165	203-73		
At SC	10th season	239-85	104-48		

Coaching Highlights

College

- 12 NCAA Tournament Appearances (6 at South Carolina)
- NCAA National Champion (2017)
- 12 20-Win Seasons (6 at South Carolina)
- 5 Regular-Season Conference Titles (SEC 2014, 2015, 2016, 2017; A-10 2008)
- 7 Conference Tournament Titles (SEC 2015, 2016, 2017; A-10 2002, 2004, 2005, 2006)
- 3-time Naismith National Coach of the Year Finalist (2014, 2015, 2016)
- Basketball Times National Coach of the Year (2014)
- 4-time WBCA Region Coach of the Year (Region 3 2014, 2015, 2016; Region 1 2005)
- Five-time Conference Coach of the Year (SEC 2014, 2015, 2016; A-10 2004, 2005)
- Winningest head coach at both Temple and South Carolina

USA Basketball

- Senior National Team Head Coach (2017-20)
- Senior National Team Asst. Coach (2006-08, 2014-16) – Rio Olympics gold medal (2016), FIBA World Championship gold medal (2014), Beijing Olympics gold medal (2008), FIBA Americas Championship gold medal (2007), FIBA World Championship bronze medal (2006)
- U19 National Team Head Coach – FIBA U19 World Championship gold medal (2015)
- U18 National Team Head Coach – FIBA U18 Americas Championship gold medal (2014)
- Pan Am Games Head Coach – Gold medal (2007)

Playing Highlights

U.S. Professional – 11 seasons

- Five-time WNBA All-Star (2001, 2002, 2003, 2005, 2006)
- Two-time ABL All-Star (1997, 1998)
- WNBA All-Decade Team

USA Basketball

- Olympic gold medalist (1996, 2000, 2004)
- Flag bearer for U.S. in Olympic Games Opening Ceremony (2004)
- Two-time USA Basketball Female Athlete of the Year (1994, 2004)

College – Virginia (1989-92)

- Kodak All-America (1990, 1991, 1992)
- Honda-Broderick Cup Award for Collegiate Female Athlete of the Year (1991)
- Two-time ACC Player of the Year (1991, 1992)
- NCAA Tournament MOP (1991)

Other Notables

- Naismith Memorial Basketball Hall of Fame, Class of 2013
- Order of the Palmetto Recipient (2013)
- Women's Basketball Hall of Fame, Class of 2012



Official Basketball Box Score -- Game Totals -- Final Statistics
Alabama State vs #4/2 South Carolina
11/10/17 7 p.m. at Columbia, S.C./Colonial Life Arena



Alabama State 31 • 0-1

#	Player	Total		3-Ptr		Rebounds			PF	TP	A TO Blk Stl				Min
		FG-FGA	FG-FGA	FT-FTA	Off	Def	Total	A			TO	Blk	Stl		
22	Stephens, Kayla	f	1-7	0-0	1-2	1	1	2	5	3	0	2	0	1	19
54	Calhoun, Tatyana	c	0-0	0-0	0-0	0	2	2	5	0	0	0	0	0	4
02	Pye, Kenya	g	1-3	0-1	0-0	0	1	1	0	2	0	2	0	0	17
11	Smith, Shamyiah	g	1-2	0-0	0-0	0	0	0	2	2	8	5	0	1	22
25	Hunt, Amber	g	3-9	2-5	0-2	2	1	3	1	8	0	3	0	0	29
05	Nelson, Aliyah		2-4	0-0	0-0	1	2	3	3	4	0	2	0	0	22
10	Lee, Courtney		0-4	0-0	2-4	0	0	0	0	2	1	7	1	1	18
12	Milner, Mya		0-5	0-1	2-4	0	0	0	5	2	0	1	0	0	11
21	Sapp, Nia		1-7	0-1	1-1	0	1	1	0	3	0	3	0	0	12
23	Gipson, Arleatha		1-5	1-1	0-2	2	2	4	2	3	0	2	0	0	25
34	Harvey, Victoria		1-8	0-0	0-0	6	3	9	4	2	0	1	1	0	21
Team						5	1	6				1			
Totals			11-54	3-9	6-15	17	14	31	27	31	9	29	2	3	200

1st - FG %:	3-14	21.4%	2nd: 2-13	15.4%	3rd: 5-13	38.5%	4th: 1-14	7.1%	Game: 11-54	20.4%	Deadball	
3FG %:	1-1	100.0%	1-2	50.0%	1-5	20.0%	0-1	0.0%	3-9	33.3%	Rebounds	
FT %:	2-3	66.7%	0-0	0.0%	2-4	50.0%	2-8	25.0%	6-15	40.0%	7	

#4/2 South Carolina 99 • 1-0

#	Player	Total			3-Ptr		Rebounds			PF	TP	A	TO	Blk	Stl	Min
		FG	FGA	FG%	FT	FTA	Off	Def	Tot							
22	WILSON, A'ja	f	5-9	0-0	6-6	4	6	10	0	16	2	1	3	0	14	
35	JENNINGS, Alexis	f	3-7	0-1	1-1	5	4	9	0	7	1	0	2	3	15	
04	CLINEY, Doniyah	g	5-8	1-3	4-4	2	2	4	2	15	2	0	0	5	29	
11	SPANN, Lindsey	g	6-9	3-5	1-1	0	0	0	0	16	3	1	0	1	22	
52	HARRIS, Tyasha	g	4-7	1-4	0-0	0	0	0	0	9	4	1	0	3	20	
00	PATRICK, Victoria		1-5	0-3	0-0	0	0	0	2	2	1	0	0	1	21	
10	JACKSON, Bianca		4-10	0-3	0-0	2	4	6	3	8	3	1	2	2	28	
21	HERBERT HARRIGAN,		7-10	0-0	4-5	2	4	6	1	18	0	2	1	2	21	
23	WILLIAMS, LaDazhia		1-5	0-0	0-4	4	1	5	2	2	0	1	2	0	14	
24	GRISSETT, LeLe		1-2	0-0	4-7	2	3	5	4	6	0	3	0	4	16	
Team						2	1	3								
Totals			37-72	5-19	20-28	23	25	48	14	99	16	10	10	21	200	

1st - FG %:	9-18	50.0%	2nd: 11-16	68.8%	3rd: 8-17	47.1%	4th: 9-21	42.9%	Game: 37-72	51.4%	Deadball	
3FG %:	2-7	28.6%	1-1	100.0%	2-6	33.3%	0-5	0.0%	5-19	26.3%	Rebounds	
FT %:	9-11	81.8%	4-6	66.7%	7-9	77.8%	0-2	0.0%	20-28	71.4%	6,3	

Officials: Kevin Pethel, Bonnie Pettus, Kimberly Thebo
Technical fouls: Alabama State-None. #4/2 South Carolina-None.
Attendance: 13723

Score by periods	1st	2nd	3rd	4th	Total
Alabama State	9	5	13	4	31
#4/2 South Carolina	29	27	25	18	99

Last FG - ALST 4th-02:42, SC 4th-00:51.
Largest lead - ALST by 1 1st-08:59, SC by 68 4th-03:10.
ALST led for 00:30. SC led for 39:25. Game was tied for 00:05.

Score tied - 0 times.
Lead changed - 2 times.

Points	In	Off	2nd	Fast	Bench
ALST	8	9	8	6	16
SC	56	46	28	27	36



Official Basketball Box Score -- Game Totals -- Final Statistics
South Carolina vs #15/13 Maryland
11/13/17 7:00 p.m. at College Park, Md. (XFINITY Center)



South Carolina 94 • 2-0

#	Player	Total		3-Ptr		Rebounds			PF	TP	A TO Blk Stl				Min
		FG-FGA	FG-FGA	FT-FTA	Off	Def	Tot	A			TO	Blk	Stl		
22	WILSON, A'ja	f	10-19	0-0	12-18	8	4	12	2	32	3	5	4	0	36
35	JENNINGS, Alexis	f	5-8	0-1	2-2	4	9	13	1	12	0	0	1	2	27
04	CLINEY, Doniyah	g	2-8	1-5	1-4	1	2	3	3	6	4	2	0	1	32
11	SPANIN, Lindsey	g	5-9	3-7	2-2	0	5	5	3	15	2	0	1	1	32
52	HARRIS, Tyasha	g	5-14	3-6	7-7	0	3	3	2	20	9	3	0	3	37
00	PATRICK, Victoria		0-0	0-0	0-0	0	0	0	0	0	0	0	0	0	2
10	JACKSON, Bianca		2-5	1-3	0-0	0	0	0	1	5	0	1	0	1	16
21	HERBERT HARRIGAN,		2-3	0-0	0-0	2	1	3	5	4	0	0	1	0	13
24	GRISSETT, LeLe		0-1	0-0	0-0	0	0	0	2	0	1	1	0	0	5
Team						0	2	2							
Totals			31-67	8-22	24-33	15	26	41	19	94	19	12	7	8	200

1st - FG %:	12-19	63.2%	2nd: 6-16	37.5%	3rd: 9-17	52.9%	4th: 4-15	26.7%	Game: 31-67	46.3%	Deadball	
3FG %:	3-6	50.0%	2-8	25.0%	2-4	50.0%	1-4	25.0%	8-22	36.4%	Rebounds	
FT %:	2-4	50.0%	8-8	100.0%	2-2	100.0%	12-19	63.2%	24-33	72.7%	6	

#15/13 Maryland 86 • 1-1

#	Player	Total		3-Ptr		Rebounds			PF	TP	A TO Blk Stl				Min
		FG-FGA	FG-FGA	FT-FTA	Off	Def	Tot	A			TO	Blk	Stl		
24	Stephanie Jones	f	3-4	0-0	2-2	0	3	3	5	8	1	2	0	1	23
03	Channise Lewis	g	3-5	1-2	0-0	1	0	1	3	7	2	2	0	0	18
05	Kaila Charles	g	8-16	1-2	14-15	5	5	10	3	31	0	1	0	0	23
12	Kristen Confroy	g	1-4	1-2	4-4	1	1	2	3	7	2	1	0	0	29
22	Blair Watson	g	5-12	4-10	0-0	1	3	4	4	14	2	1	1	0	33
01	Ieshia Small	g	4-9	0-1	0-0	1	7	8	5	8	2	2	0	0	24
21	Sarah Myers		1-4	0-1	2-2	0	0	0	1	4	6	0	0	1	23
34	Brianna Fraser		2-9	0-0	3-6	2	3	5	5	7	0	3	4	0	27
Team						1	2	3							
Totals			27-63	7-18	25-29	12	24	36	29	86	15	12	5	2	200

1st - FG %:	5-11	45.5%	2nd: 6-14	42.9%	3rd: 7-17	41.2%	4th: 9-21	42.9%	Game: 27-63	42.9%	Deadball	
3FG %:	1-3	33.3%	2-4	50.0%	2-5	40.0%	2-6	33.3%	7-18	38.9%	Rebounds	
FT %:	2-4	50.0%	9-10	90.0%	2-2	100.0%	12-13	92.3%	25-29	86.2%	2	

Officials: Tina Napier, Usa Mattingly, Felicia Grinter
Technical fouls: South Carolina-HERBERT HARRIGAN, M. #15/13 Maryland-None.
Attendance: 8677

Score by periods	1st	2nd	3rd	4th	Total
South Carolina	29	22	22	21	94
#15/13 Maryland	13	23	18	32	86

Last FG - SC 4th-00:23, UMD 4th-00:38.
Largest lead - SC by 26 3rd-02:20, UMD None.
SC led for 39:22. UMD led for 00:00. Game was tied for 00:38.

Score tied - 1 time.
Lead changed - 0 times.



Official Basketball Box Score -- Game Totals -- Final Statistics
#4/2 South Carolina vs Clemson
11/16/17 7 p.m. at Clemson, S.C. (Littlejohn Coliseum)



#4/2 South Carolina 66 • 3-0

#	Player	f	Total			Rebounds			PF	TP	A TO Blk Stl				Min	
			FG-FGA	FG-FGA	FT-FTA	Off	Def	Tot			A	TO	Blk	Stl		
22	WILSON, A'ja	f	8-14	0-0	3-4	2	9	11	2	19	1	2	3	0	26	
35	JENNINGS, Alexis	f	1-3	0-0	0-2	0	4	4	1	2	1	1	0	1	18	
04	CLINEY, Doniyah	g	2-6	1-3	0-0	2	3	5	1	5	1	1	0	2	22	
11	SPANN, Lindsey	g	7-9	6-7	0-0	0	0	0	1	20	2	2	0	1	24	
52	HARRIS, Tyasha	g	0-5	0-1	1-2	1	2	3	1	1	4	3	0	0	23	
00	PATRICK, Victoria		0-3	0-2	0-0	1	1	2	1	0	1	0	0	0	13	
10	JACKSON, Bianca		0-3	0-1	1-2	1	1	2	4	1	7	0	0	1	26	
21	HERBERT HARRIGAN,		3-9	0-0	1-5	0	5	5	3	7	0	0	2	1	25	
23	WILLIAMS, LaDazhia		0-3	0-1	1-2	2	1	3	1	1	0	1	0	0	8	
24	GRISSETT, LeLe		5-8	0-0	0-0	5	3	8	3	10	1	1	0	0	15	
Team						3	3	6								
Totals			26-63	7-15	7-17	17	32	49	18	66	18	11	5	6	200	

1st - FG %:	9-19	47.4%	2nd: 5-14	35.7%	3rd: 9-16	56.3%	4th: 3-14	21.4%	Game: 26-63	41.3%	Deadball	
3FG %:	4-7	57.1%	1-3	33.3%	2-3	66.7%	0-2	0.0%	7-15	46.7%	Rebounds	
FT %:	1-3	33.3%	3-6	50.0%	2-4	50.0%	1-4	25.0%	7-17	41.2%	6	

Clemson 36 • 2-1

#	Player	Total		3-Ptr		Rebounds		
---	--------	-------	--	-------	--	----------	--	--



Official Basketball Box Score -- Game Totals -- Final Statistics
Rutgers vs #3/2 South Carolina
 11/24/17 1:30pm at Germain Arena (Fort Myers, Fla.)



Rutgers 68 • 4-1

#	Player	Total		3-Ptr		Rebounds			PF	TP	A TO Blk Stl				Min
		FG-FGA	FT-FGA	FG-FGA	FT-FGA	Off	Def	Tot			A	TO	Blk	Stl	
03	Tyler Scaife	* 9-21	0-0	2-3	1 2 3	2	20	0 3 0	1	32					
10	Kathleen Fitzpatrick	* 0-0	0-0	0-0	0 0 0	0	0	0 0 0	0	5					
12	Khadaizha Sanders	* 1-3	0-0	1-1	0 0 0	3	3	2 2 0	1	15					
35	Stasha Carey	* 3-4	2-3	0-0	0 1 1	2	8	0 3 0	0	20					
40	Victoria Harris	* 0-2	0-1	0-0	2 3 5	4	0	0 0 0	0	11					
01	Jazlynn Rollins	5-9	0-3	0-0	0 1 1	1	10	4 1 0	3	30					
04	Kate Hill	0-0	0-0	0-0	0 0 0	0	0	1 0 0	0	4					
05	Ciani Cryor	2-6	2-4	0-0	0 1 1	2	6	4 5 0	0	27					
11	Nigia Greene	0-2	0-2	0-0	0 0 0	1	0	0 1 0	0	3					
13	Mael Gilles	0-2	0-0	0-0	2 0 2	1	0	0 0 0	1	8					
15	Caitlin Jenkins	4-8	0-0	0-0	4 4 8	3	8	0 0 3	0	18					
31	Tekia Mack	2-4	1-2	8-9	1 4 5	3	13	2 3 1	4	23					
32	Desiree Keeling	0-1	0-0	0-0	0 0 0	0	0	0 1 0	0	1					
44	Jordan Wallace	0-0	0-0	0-0	0 0 0	0	0	0 0 0	0	3					
Team					1 2 3										
Totals		26-62	5-15	11-13	11 18 29	22	68	12 20 4	10	200					

1st - FG %:	5-14	35.7%	2nd: 5-18	27.8%	3rd: 7-12	58.3%	4th: 9-18	50.0%	Game: 26-62	41.9%	Deadball	
3FG %:	0-2	0.0%	1-6	16.7%	2-2	100.0%	2-5	40.0%	5-15	33.3%	Rebounds	
FT %:	3-5	60.0%	2-2	100.0%	3-3	100.0%	3-3	100.0%	11-13	84.6%	1	

#3/2 South Carolina 78 • 5-0

#	Player	Total		3-Ptr		Rebounds			PF	TP	A TO Blk Stl				Min
		FG-FGA	FT-FGA	FG-FGA	FT-FGA	Off	Def	Tot			A	TO	Blk	Stl	
22	WILSON, A'ja	f 9-15	0-0	15-17	1 9 10	2	33	3 2 5	1	34					
35	JENNINGS, Alexis	f 2-2	0-0	2-2	1 3 4	2	6	1 2 0	1	22					
04	CLINEY, Doniyah	g 4-5	0-1	0-0	0 1 1	4	8	1 2 0	0	24					
11	SPANN, Lindsey	g 6-10	3-5	2-2	0 3 3	0	17	1 3 0	1	37					
52	HARRIS, Tyasha	g 3-8	0-1	3-4	1 3 4	1	9	4 5 0	4	36					
00	PATRICK, Victoria	0-0	0-0	0-0	0 0 0	0	0	0 0 0	0	2					
04	JACKSON, Bianca	1-3	1-2	0-0	0 2 2	3	3	2 1 0	2	26					
21	HERBERT HARRIGAN,	1-3	0-0	0-0	2 0 2	2	2	2 0 0	2	11					
23	WILLIAMS, LaDazhia	0-1	0-0	0-0	0 0 0	0	0	0 1 0	0	3					
24	GRISSETT, LeLe	0-1	0-0	0-0	0 2 2	2	0	0 2 0	1	5					
Team					1 3 4										
Totals		26-48	4-9	22-25	6 26 32	16	78	14 18 5	12	200					

1st - FG %:	6-11	54.5%	2nd: 6-13	46.2%	3rd: 5-10	50.0%	4th: 9-14	64.3%	Game: 26-48	54.2%	Deadball	
3FG %:	0-1	0.0%	1-2	50.0%	2-3	66.7%	1-3	33.3%	4-9	44.4%	Rebounds	
FT %:	6-8	75.0%	2-2	100.0%	7-8	87.5%	7-7	100.0%	22-25	88.0%	1	

Officials: Brian Garland, Kevin Petthel, Dawn Marsh												
Technical fouls: Rutgers-None. #3/2 South Carolina-None.												
Attendance: 1207												

Score by periods	1st	2nd	3rd	4th	Total							
Rutgers	13	13	19	23	68							
#3/2 South Carolina	18	15	19	26	78							

Last FG - RU 4th-00:31, SC 4th-00:26.
 Largest lead - RU by 6 1st-05:36, SC by 11 2nd-08:41.
 RU led for 03:53. SC led for 33:13. Game was tied for 02:54.

Official Basketball Box Score -- Game Totals -- Final Statistics
#6/6 Notre Dame vs South Carolina
 11/26/17 7:00pm at Germain Arena (Fort Myers, Fla.)

#6/6 Notre Dame 92 • 6-0

#	Player	Total		3-Ptr		Rebounds			PF	TP	A TO Blk Stl				Min
		FG-FGA	FT-FGA	FG-FGA	FT-FGA	Off	Def	Tot			A	TO	Blk	Stl	
01	Lili Thompson	* 2-5	1-1	1-2	0 2 2	2	6	5 4 1	2	30					
03	Marina Mabrey	* 5-10	2-4	0-0	1 2 3	1	12	2 1 0	1	26					
05	Jackie Young	* 8-16	0-0	6-8	2 8 10	3	22	4 1 0	1	37					
23	Jessica Shepard	* 5-7	0-0	0-0	1 4 5	4	10	2 2 0	0	36					
24	Arike Ogunbowale	* 8-17	1-2	6-8	3 4 7	2	23	5 1 0	2	35					
02	Kaitlin Cole	0-0	0-0	0-0	0 0 0	0	0	0 1 0	0	0					
21	Kristina Nelson	4-5	0-0	0-0	1 0 1	3	8	1 3 1	0	12					
30	Mikayla Vaughn	1-1	0-0	0-0	0 1 1	0	2	0 0 0	0	3					
33	Kathryn Westfeld	4-6	1-2	0-0	3 1 4	3	9	0 0 0	0	21					
Team					1 1 2										
Totals		37-67	5-9	13-18	12 23 35	18	92	19 13 2	6	200					

1st - FG %:	8-18	44.4%	2nd: 10-15	66.7%	3rd: 10-21	47.6%	4th: 9-13	69.2%	Game: 37-67	55.2%	Deadball	
3FG %:	2-5	40.0%	1-1	100.0%	1-2	50.0%	1-1	100.0%	5-9	55.6%	Rebounds	
FT %:	0-0	0.0%	2-2	100.0%	4-4	100.0%	7-12	58.3%	13-18	72.2%	3	

South Carolina 85 • 6-1

#	Player	Total		3-Ptr		Rebounds			PF	TP	A TO Blk Stl				Min
		FG-FGA	FT-FGA	FG-FGA	FT-FGA	Off	Def	Tot			A	TO	Blk	Stl	
22	WILSON, A'ja	f 12-20	0-0	10-13	3 6 9	2	34	5 4 3	3	39					
35	JENNINGS, Alexis	f 5-8	0-1	2-4	3 3 6	2	12	0 3 1	0	25					
04	CLINEY, Doniyah	g 4-4	2-2	2-2	1 4 5	4	12	3 4 0	0	33					
11	SPANN, Lindsey	g 3-14	3-11	1-2	0 0 0	2	10	3 0 0	0	39					
52	HARRIS, Tyasha	g 3-8	1-5	0-0	0 2 2	5	7	5 2 0	4	35					
10	JACKSON, Bianca	2-2	0-0	0-0	0 2 2	2	4	2 1 0	0	13					
21	HERBERT HARRIGAN,	1-4	0-0	0-0	0 1 1	1	2	0 2 1	0	8					
24	GRISSETT, LeLe	2-5	0-0	0-0	1 1 2	1	4	0 0 1	1	8					
Team					5 1 6										
Totals		32-65	6-19	15-21	13 20 33	19	85	18 16 6	8	200					

1st - FG %:	11-19	57.9%	2nd: 3-12	25.0%	3rd: 4-13	30.8%	4th: 14-21	66.7%	Game: 32-65	49.2%	Deadball	
3FG %:	4-8	50.0%	1-3	33.3%	1-6	16.7%	0-2	0.0%	6-19	31.6%	Rebounds	
FT %:	2-4	50.0%	3-4	75.0%	8-11	72.7%	2-2	100.0%	15-21	71.4%	3	

Officials: Sue Blach, Mark Zentz, Michael McConnell												
Technical fouls: #6/6 Notre Dame-None. South Carolina-None.												
Attendance: 1707												

Score by periods	1st	2nd	3rd	4th	Total							
#6/6 Notre Dame	18	23	25	26	92							
South Carolina	28	10	17	30	85							

Last FG - ND 4th-01:51, SC 4th-00:20.
 Largest lead - ND by 19 4th-06:34, SC by 12 2nd-08:53.
 ND led for 21:42. SC led for 17:22. Game was tied for 00:44.



Official Basketball Box Score -- Game Totals -- Final Statistics
#3/2 South Carolina vs St. John's
 11/25/17 5:00pm at Germain Arena (Fort Myers, Fla.)



#3/2 South Carolina 76 • 6-0

#	Player	Total		3-Ptr		Rebounds			PF	TP	A TO Blk Stl				Min
		FG-FGA	FT-FGA	FG-FGA	FT-FGA	Off	Def	Tot			A	TO	Blk	Stl	
04	CLINEY, Doniyah	* 2-6	0-2	1-2	0 4 4	3	5	5 3 0	1	33					
11	SPANN, Lindsey	* 2-3	1-1	0-0	0 0 0	4	5	1 2 0	0	20					
22	WILSON, A'ja	* 5-7	1-1	6-8	1 16 17	3	17	2 4 3	0	28					
35	JENNINGS, Alexis	* 10-15	0-1	5-6	2 2 4	2	25	1 1 0	0	31					
52	HARRIS, Tyasha	* 3-10	1-5	1-2	0 2 2	4	8	3 4 1	1	36					
00	PATRICK, Victoria	0-0	0-0	0-0	0 0 0	0	0	0 0 0	0	3					
10	JACKSON, Bianca	2-4	2-3	2-2	1 2 3	2	8	1 0 0	0	21					
21	HERBERT HARRIGAN,	2-3	0-1	0-0	0 3 3	4	4	1 2 0	0	20					
23	WILLIAMS, LaDazhia	0-0	0-0	1-2	0 0 0	2	1	0 1 0	0	2					
24	GRISSETT, LeLe	0-0	0-0	3-4	0 1 1	1	3	0 1 0	0	6					
Team					3 2 5										
Totals		26-48	5-14	19-26	7 32 39	25	76	14 18 4	2	200					

1st - FG %:	10-15	66.7%	2nd: 3-10	30.0%	3rd: 6-10	60.0%	4
-------------	-------	-------	-----------	-------	-----------	-------	---



Official Basketball Box Score -- Game Totals -- Final Statistics
#14/16 Duke vs #5/6 South Carolina
12/03/17 12 p.m. at Columbia, S.C./Colonial Life Arena



#14/16 Duke 52 • 6-2

#	Player	Total		3-Ptr		Rebounds			PF	TP	A TO Blk Stl				Min
		FG-FGA	FT-FTA	FG-FGA	FT-FTA	Off	Def	Tot			A	TO	Blk	Stl	
05	Leaonna Odom	f	3-11	0-0	0-0	0	1	1	3	6	1	2	3	2	34
35	Erin Mathias	f	7-9	0-0	2-2	2	4	6	5	16	1	2	2	0	29
04	Lexie Brown	g	5-14	1-4	2-2	0	1	1	1	13	4	0	0	3	34
12	Mikayla Boykin	g	0-4	0-2	1-2	0	2	2	0	1	4	2	0	0	17
23	Rebecca Greenwell	g	3-8	0-2	2-2	2	4	6	0	8	2	2	1	2	38
02	Haley Gorecki	g	0-2	0-1	0-0	0	2	2	1	0	2	4	0	0	13
14	Faith Suggs	g	0-0	0-0	0-0	0	0	0	1	0	0	0	0	0	7
21	Bego Faz Davalos	g	3-5	0-0	0-0	0	1	1	1	6	0	1	0	2	9
25	Jade Williams	g	1-1	0-0	0-2	2	0	2	3	2	0	0	0	0	3
32	Jayda Adams	g	0-1	0-0	0-0	0	0	0	0	0	0	0	0	0	4
44	Madison Treece	g	0-3	0-1	0-0	0	1	1	3	0	0	0	0	0	12
Team						4	0	4							
Totals			22-58	1-10	7-10	10	16	26	18	52	14	13	6	9	200

1st - FG %: 6-13 46.2% 2nd: 5-11 45.5% 3rd: 5-18 27.8% 4th: 6-16 37.5% Game: 22-58 37.9% Deadball Rebounds 3,2
3FG %: 1-4 25.0% 0-1 0.0% 0-3 0.0% 0-2 0.0% 1-10 10.0%
FT %: 0-0 0.0% 4-4 100.0% 0-0 0.0% 3-6 50.0% 7-10 70.0%

#5/6 South Carolina 72 • 8-1

#	Player	Total		3-Ptr		Rebounds			PF	TP	A TO Blk Stl				Min
		FG-FGA	FT-FTA	FG-FGA	FT-FTA	Off	Def	Tot			A	TO	Blk	Stl	
22	WILSON, A'ja	f	8-16	0-0	2-5	3	8	11	1	18	1	1	0	2	29
35	JENNINGS, Alexis	f	9-15	0-0	3-8	8	2	10	3	21	2	3	1	2	33
04	CLINEY, Doniyah	g	3-8	0-2	0-0	1	3	4	1	6	5	1	1	1	37
10	JACKSON, Bianca	g	2-5	0-1	0-0	2	2	4	1	4	1	3	0	0	34
52	HARRIS, Tyasha	g	4-8	0-2	0-0	0	5	5	0	8	5	2	0	2	34
00	PATRICK, Victoria	g	1-4	1-3	0-0	0	0	0	2	3	1	0	0	0	14
21	HERBERT HARRIGAN,	g	3-4	0-0	2-2	0	1	1	0	8	1	1	1	0	14
23	WILLIAMS, LaDazhia	g	0-1	0-0	0-0	0	0	0	0	0	0	0	0	0	1
42	GRISSETT, LeLe	g	2-2	0-0	0-0	0	0	0	1	4	0	0	0	0	4
Team						1	4	5			1				
Totals			32-63	1-8	7-15	15	25	40	9	72	16	12	3	7	200

1st - FG %: 8-15 53.3% 2nd: 9-18 50.0% 3rd: 8-17 47.1% 4th: 7-13 53.8% Game: 32-63 50.8% Deadball Rebounds 6,1
3FG %: 0-2 0.0% 1-3 33.3% 0-2 0.0% 0-1 0.0% 1-8 12.5%
FT %: 2-2 100.0% 1-4 25.0% 1-3 33.3% 3-6 50.0% 7-15 46.7%

Officials: Mark Zentz, Cameron Inouye, Denise Brooks
Technical fouls: #14/16 Duke-None. #5/6 South Carolina-None.
Attendance: 13054

Score by periods	1st	2nd	3rd	4th	Total
#14/16 Duke	13	14	10	15	52
#5/6 South Carolina	18	20	17	17	72

Points	In	Off	2nd	Fast	Bench
DU	32	9	8	8	8
SC	54	19	17	10	15

Last FG - DU 4th-00:43, SC 4th-01:33.
Largest lead - DU by 3 1st-09:30, SC by 22 4th-03:07.
DU led for 03:27. SC led for 36:03. Game was tied for 00:30.

Score tied - 1 time.
Lead changed - 1 time.



Official Basketball Box Score -- Game Totals -- Final Statistics
Coll. of Charleston vs #5/6 South Carolina
12/05/17 7 p.m. at Columbia, S.C./Colonial Life Arena



Coll. of Charleston 43 • 2-6

#	Player	Total		3-Ptr		Rebounds			PF	TP	A TO Blk Stl				Min
		FG-FGA	FT-FTA	FG-FGA	FT-FTA	Off	Def	Tot			A	TO	Blk	Stl	
15	Brown, Tanisha	f	2-9	0-0	2-2	4	2	6	3	6	0	8	0	1	27
21	Larson, Baileigh	c	2-4	0-0	3-4	1	3	4	3	7	0	4	0	1	17
02	Huff, Darien	g	2-8	2-4	4-4	1	4	5	2	10	1	0	0	5	32
03	Brown, Shiclasia	g	3-18	1-2	0-0	2	4	6	3	7	4	3	0	1	35
25	Ford, Deja	g	0-8	0-1	0-0	1	1	2	2	0	1	1	0	1	29
05	Dorsey, Cailin	g	0-1	0-1	0-0	0	1	1	2	0	1	0	0	0	10
10	Heath, Dee	g	0-1	0-0	1-2	0	0	0	0	1	0	0	0	0	5
11	Goodson, Bryanna	g	2-6	1-3	0-0	0	0	0	0	5	0	1	0	0	13
20	Sullivan, Bri	g	0-2	0-0	0-0	0	3	3	2	0	0	2	0	0	12
23	Boyd, Bri	g	3-6	0-0	1-4	3	2	5	2	7	0	1	1	2	14
24	Maddox, Lexi	g	0-1	0-0	0-0	0	1	1	0	0	0	0	0	0	6
Team						1	4	5			1				
Totals			14-64	4-11	11-16	13	25	38	19	43	7	21	1	11	200

1st - FG %: 2-12 16.7% 2nd: 1-18 5.6% 3rd: 5-17 29.4% 4th: 6-17 35.3% Game: 14-64 21.9% Deadball Rebounds 2,1
3FG %: 2-2 100.0% 0-3 0.0% 2-3 66.7% 0-3 0.0% 4-11 36.4%
FT %: 0-0 0.0% 2-2 100.0% 5-6 83.3% 4-8 50.0% 11-16 68.8%

#5/6 South Carolina 69 • 9-1

#	Player	Total		3-Ptr		Rebounds			PF	TP	A TO Blk Stl				Min
		FG-FGA	FT-FTA	FG-FGA	FT-FTA	Off	Def	Tot			A	TO	Blk	Stl	
22	WILSON, A'ja	f	10-20	0-1	6-7	4	11	15	0	26	0	1	1	3	22
35	JENNINGS, Alexis	f	5-7	0-0	2-2	1	4	5	2	12	1	2	3	0	21
04	CLINEY, Doniyah	g	0-3	0-0	0-0	2	2	4	2	0	1	3	1	0	21
10	JACKSON, Bianca	g	3-8	0-2	0-0	2	8	10	3	6	3	0	0	1	33
52	HARRIS, Tyasha	g	2-7	0-3	5-6	0	4	4	0	9	7	4	1	5	38
00	PATRICK, Victoria	g	1-5	1-4	0-0	0	0	0	1	3	0	3	0	0	19
21	HERBERT HARRIGAN,	g	1-7	0-0	0-0	1	2	3	2	2	1	1	4	0	20
23	WILLIAMS, LaDazhia	g	0-1	0-0	1-2	1	1	2	4	1	1	2	0	1	12
42	GRISSETT, LeLe	g	4-5	0-0	2-8	2	4	6	0	10	3	0	0	2	14
Team						2	1	3			1				
Totals			26-63	1-10	16-25	15	37	52	14	69	17	17	10	12	200

1st - FG %: 7-22 31.8% 2nd: 6-14 42.9% 3rd: 8-14 57.1% 4th: 5-13 38.5% Game: 26-63 41.3% Deadball Rebounds 5,3
3FG %: 0-3 0.0% 0-3 0.0% 0-1 0.0% 1-3 33.3% 1-10 10.0%
FT %: 5-6 83.3% 3-5 60.0% 3-4 75.0% 5-10 50.0% 16-25 64.0%

Officials: Bryan Enterline, Scott Yarbrough, Amy Bonner
Technical fouls: Coll. of Charleston-None. #5/6 South Carolina-None.
Attendance: 11732
Game time 1:46

Score by periods	1st	2nd	3rd	4th	Total
Coll. of Charleston	6	4	17	16	43
#5/6 South Carolina	19	15	19	16	69

Points	In	Off	2nd	Fast	Bench
COFC	12	14	6	7	13
SC	42	23	11	17	16

Last FG - COFC 4th-02:13, SC 4th-01:18.
Largest lead - COFC by 1 1st-08:30, SC by 28 4th-08:10.
COFC led for 00:15. SC led for 38:23. Game was tied for 01:09.

Score tied - 0 times.
Lead changed - 2 times.



Official Basketball Box Score -- Game Totals -- Final Statistics
Savannah State vs #4/5 South Carolina
12/17/17 3 p.m. at Columbia, S.C./Colonial Life Arena



Savannah State 38 • 2-7

#	Player	Total		3-Ptr		Rebounds			PF	TP	A TO Blk Stl				Min
		FG-FGA	FT-FTA	FG-FGA	FT-FTA	Off	Def	Tot			A	TO	Blk	Stl	
02	ALLEN,Kaylee	f	1-9	0-0	4-4	1	4	5	2	6	0	9	0	3	26
33	SOVELL,Alexxus	c	1-5	0-0	1-2	3	3	6	3	3	0	2	0	0	31
03	MOTON,Heniya	g	0-1	0-0	2-2	0	1	1	0	2	0	2	0	1	17
04	ANDERSON,Jaqueline	g	0-4	0-2	0-0	1	1	2	0	2	3	0	0	0	30
25	SCOTT,Donasja	g	7-14	0-1	3-4	1	2	3	4	17	0	3	0	2	32
12	GRAY,Jalea	g	0-2	0-0	2-2	1	1	2	2	2	0	1	0	0	11
14	RUSSELL,Praise	g	0-1	0-0	0-0	0	0	0	1	0	0	1	0	0	13
22	FARMER,Nadia	g	0-4	0-3	0-0	0	2	2	0	0	0	0	0	0	10
32	BARTLETT,Jazmine	g	2-6	0-0	2-3	0	1	1	1	6	0	1	0	0	17
44	VANCE,Kayla	g	0-1	0-0	0-0	0	1	1	2	0	0	2	0	1	8
55	GALLISHAW,Sabree	g	1-3	0-0	0-0	2	1	3	1	2	0	1	0	0	5
Team						4	2	6			2				
Totals			12-50	0-6	14-17	13	19	32	18	38	2	27	0	7	200

1st - FG %: 6-15 40.0% 2nd: 2-11 18.2% 3rd: 1-9 11.1% 4th: 3-15 20.0% Game: 12-50 24.0% Deadball Rebounds 2
3FG %: 0-0 0.0% 0-0 0.0% 0-5 0.0% 0-6 0.0%
FT %: 2-2 100.0% 5-6 83.3% 1-2 50.0% 6-7 85.7% 14-17 82.4%

#4/5 South Carolina 99 • 10-1

#	Player		Total				Rebounds				PF	TP	A TO Blk Stl				Min
			FG-FA	FG-FGA	FT-FTA	Off	Def	Tot	A	TO			Blk	Stl			
22	WILSON, A'ja	f	12-16	1-2	1-2	1	2	3	1	26	3	2	2	2	26		
24	GRISSETT, LeLe	f	3-4	0-0	2-5	2	4	6	2	8	3	1	1	0	22		
35	JENNINGS, Alexis	f	4-7	0-0	2-2	2	11	13	1	10	2	0	1	0	27		
04	CLINEY, Doniyah	g	2-2	0-0	0-0	0	1	1	0	4	0	0	0	2	4		
10	JACKSON, Bianca	g	1-8	1-3	2-2	2	3	5	3	5	2	3	1	3	31		
00	PATRICK, Victoria	g	2-9	2-9	0-0	0	0	0	0	6	1	0	0	1	21		
21	HERBERT HARRIGAN,		7-10	1-1	7-7	2	1	3	1	21	0	0	0	0	21		
23	WILLIAMS, LaDazhia		2-3	0-0	1-3	1	0	1	2	5	0	0	0	0	14		
52	HARRIS, Tyasha		6-8	1-2	1-2	0	4	4	2	14	12	1	0	6	34		
	Team					2	0	2									
	Totals		39-67	5-17	16-23	12	26	38	12	99	23	7	5	14	200		



Official Basketball Box Score -- Game Totals -- Final Statistics
#22/21 Texas A&M vs #4/5 South Carolina
12/31/17 2 p.m. at Columbia, S.C./Colonial Life Arena



#22/21 Texas A&M 59 • 11-4 (0-1 SEC)

#	Player	Total		3-Ptr		Rebounds			PF	TP	A TO Blk Stl				Min
		FG-FGA	FG-FGA	FT-FTA	FT-FTA	Off Def Tot	PF	TP							
05	Anriel Howard	f	1-6	0-2	0-0	7 9 16	3	2	2	0	0	0	0	0	37
21	Jasmine Lumpkin	f	1-3	0-0	1-2	2 1 3	4	3	2	2	1	4	3	0	30
00	Khaalifa Hillsman	c	2-7	0-0	2-4	4 2 6	4	6	1	1	1	1	1	0	29
03	Chennedy Carter	g	15-37	4-9	2-2	1 2 3	4	36	4	3	0	2	4	0	40
12	Danni Williams	g	5-15	1-5	1-2	0 5 5	0	12	3	2	0	0	0	0	38
11	Kayla Wells		0-0	0-0	0-0	0 0 0	0	0	0	1	0	0	0	0	10
14	Jada Walton		0-0	0-0	0-0	0 1 1	0	0	0	1	0	0	0	0	2
31	N'dea Jones		0-0	0-0	0-0	0 1 1	0	0	0	1	1	1	3	0	
34	Caylinne Martin		0-1	0-0	0-0	0 0 0	4	0	0	0	0	0	0	0	11
Team						2 1 3									
Totals			24-69	5-16	6-10	16 22 38	19	59	12	11	3	8	200		

1st - FG %: 5-17 29.4% 2nd: 5-19 26.3% 3rd: 10-19 52.6% 4th: 4-14 28.6% Game: 24-69 34.8% Deadball Rebounds 2
3FG %: 0-3 0.0% 2-4 50.0% 3-6 50.0% 0-3 0.0% 3-6 50.0% 7-20 35.0%
FT %: 1-2 50.0% 2-4 50.0% 1-2 50.0% 2-2 100.0% 6-10 60.0%

#4/5 South Carolina 61 • 12-1 (1-0 SEC)

#	Player		Total		3-Ptr		Rebounds			PF	TP	A To Blk Stl				Min
			FG	FGA	FG	FGA	FT	FTA	Off			Def	Tot	A	To	
22	WILSON, A'ja	f	9-20	1-1	6-9		4	11	15	3	25	4	2	3	0	33
35	JENNINGS, Alexis	f	2-7	0-0	2-2		1	2	3	2	6	0	1	3	1	25
04	CLINEY, Doniyah	g	7-17	0-4	2-5		2	2	4	0	16	1	5	0	1	37
10	JACKSON, Bianca	g	0-2	0-1	0-0		2	4	6	2	0	1	2	0	0	35
52	HARRIS, Tyasha	g	5-7	1-1	0-2		0	1	1	2	11	7	3	0	0	35
00	PATRICK, Victoria		0-1	0-0	0-0		0	0	0	0	0	0	0	0	0	3
11	SPANN, Lindsey		1-4	1-2	0-0		0	1	1	0	3	0	0	0	1	11
21	HERBERT HARRIGAN,		0-1	0-0	0-0		0	3	3	0	0	1	1	0	0	7
23	WILLIAMS, LaDazhia		0-0	0-0	0-0		0	0	0	0	0	0	0	0	0	2
24	GRISSETT, LeLe		0-0	0-0	0-0		1	1	2	4	0	0	2	1	1	12
Team							2	5	7							
Totals				24-59	3-9	10-18	12	30	42	13	61	14	17	7	4	200

1st - FG %: 9-14 64.3% 2nd: 2-11 18.2% 3rd: 4-17 23.5% 4th: 9-17 52.9% Game: 24-59 40.7% Deadball Rebounds 9,1
3FG %: 2-2 100.0% 1-2 50.0% 0-5 0.0% 3-9 33.3% 10-18 55.6%
FT %: 0-0 0.0% 2-4 50.0% 6-12 50.0% 2-2 100.0%

Officials: Beverly Roberts, Carla Fountain, Frank Steratore
Technical fouls: #22/21 Texas A&M-None. #4/5 South Carolina-None.
Attendance: 13431

Score by periods	1st	2nd	3rd	4th	Total
#22/21 Texas A&M	11	14	24	10	59
#4/5 South Carolina	20	7	14	20	61

Last FG - TAMU 4th-01:08, SC 4th-00:01.
Largest lead - TAMU by 11 3rd-03:57, SC by 12 2nd-09:05.
TAMU led for 11:24. SC led for 25:34. Game was tied for 03:02.

Score tied - 4 times.
Lead changed - 4 times.



Official Basketball Box Score -- Game Totals -- Final Statistics
#4/5 South Carolina vs #15/15 Missouri
01/07/18 1 p.m. at Mizzou Arena



#4/5 South Carolina 74 • 13-2 (2-1)

#	Player		Total		3-Ptr		Rebounds					PF	TP	A				Min
			FG-FGA	FG-FGA	FT-FTA	Off	Def	Total	TO	Blk	Stl							
04	CLINEY, Doniyah	*	1-7	0-1	0-0	0	1	1	4	2	0	0	0	2	24			
11	SPANN, Lindsey	*	4-11	3-10	0-0	0	2	2	4	11	0	1	0	0	30			
22	WILSON, A'ja	*	4-7	0-0	0-2	0	6	6	5	8	0	3	3	0	19			
35	JENNINGS, Alexis	*	4-6	0-0	3-4	3	2	5	3	11	1	1	0	0	21			
52	HARRIS, Tyasha	*	6-12	0-2	2-2	0	0	0	3	14	10	2	0	3	38			
00	PATRICK, Victoria		0-0	0-0	0-0	0	0	0	0	0	0	0	0	0	3			
10	JACKSON, Bianca		4-6	3-5	3-4	1	1	2	3	14	1	0	0	1	29			
21	HERBERT HARRIGAN,		4-6	0-0	3-4	1	1	2	1	11	0	1	1	2	21			
24	GRISSETT, LeLe		0-3	0-0	3-4	0	4	4	1	3	0	2	0	1	15			
	Team					2	2	4	2									
Totals			27-58	6-18	14-20	7	19	26	26	74	12	10	4	9	200			

1st - FG %: 7-13 53.8% 2nd: 3-15 20.0% 3rd: 8-13 61.5% 4th: 9-17 52.9% Game: 27-58 46.6% Deadball Rebounds 2
3FG %: 1-5 20.0% 1-5 20.0% 2-2 100.0% 2-6 33.3% 6-18 33.3%
FT %: 3-4 75.0% 4-4 100.0% 3-4 75.0% 14-20 70.0%

#15/15 Missouri 83 • 14-2 (2-1)

#	Player		Total		3-Ptr		Rebounds			PF	TP	A				Min
			FG	FGA	FG	FGA	FT	FTA	Off			Def	Tot	To	Blk	
03	CUNNINGHAM, Sophie	*	9-10	0-0	9-11		1	5	6	4	27	7	7	0	0	30
05	ALDRIDGE, Lauren	*	1-1	1-1	1-2		0	2	2	0	4	5	3	0	1	36
21	PORTER, Cierra	*	4-8	0-1	3-3		0	3	3	4	11	1	1	1	0	29
22	FRERICKS, Jordan	*	1-8	0-0	2-4		1	2	3	5	4	1	1	0	0	18
23	SMITH, Amber	*	7-11	3-4	3-4		1	11	12	1	20	2	2	1	1	34
02	ROUNDTREE, Jordan		1-1	1-1	0-0		0	1	1	0	3	0	1	0	0	6
10	GREEN, Nadia		0-0	0-0	0-0		0	0	0	0	0	0	0	0	0	2
13	SCHUCHTS, Hannah		2-3	2-3	0-0		1	0	1	5	6	1	1	0	0	12
20	MICHAEL, Kayla		0-2	0-1	1-2		0	0	0	0	1	2	0	0	0	14
24	CHAVIS, Jordan		2-4	1-2	2-2		0	3	3	1	7	1	1	0	0	19
	Team						3	0	3							
	Totals		27-48	8-13	21-28		7	27	34	20	83	20	18	2	2	200

1st - FG %: 6-13 46.2% 2nd: 7-13 53.8% 3rd: 9-15 60.0% 4th: 5-7 71.4% Game: 27-48 56.3% Deadball Rebounds 2,1
3FG %: 2-3 66.7% 3-5 60.0% 3-4 75.0% 8-13 61.5% 21-28 75.0%
FT %: 4-6 66.7% 0-0 0.0% 4-5 80.0%

Officials: Eric Brewton, Metta Roberts, Luis Gonzalez
Technical fouls: #4/5 South Carolina-TEAM 2. #15/15 Missouri-None.
Attendance: 4652

Score by periods	1st	2nd	3rd	4th	Total
#4/5 South Carolina	18	11	21	24	74
#15/15 Missouri	18	17	25	23	83

Last FG - SC 4th-00:11, MU 4th-01:28.
Largest lead - SC by 3 1st-09:50, MU by 14 4th-05:04.
SC led for 04:01, MU led for 34:16. Game was tied for 01:43.

Score tied - 1 time.
Lead changed - 3 times.



Official Basketball Box Score -- Game Totals -- Final Statistics
#4/5 South Carolina vs Ole Miss
01/04/18 6 p.m. at Oxford, Miss. (The Pavilion at Ole Miss)



#4/5 South Carolina 88 • 13-1, 2-0 SEC

#	Player		Total		3-Ptr		Rebounds			PF	TP	A				Min
			FG-FTA	FG-FGA	FT-FTA	Off	Def	Tot	To			Blk	Stl			
04	CLINEY, Doniyah	*	4-11	0-1	6-6	2	3	5	0	14	4	1	1	1	32	
22	JACKSON, Bianca	*	2-6	1-4	1-2	2	2	4	0	6	4	0	0	1	29	
22	WILSON, A'ja	*	10-17	0-0	5-8	6	9	15	3	25	3	0	4	0	29	
35	JENNINGS, Alexis	*	5-9	0-0	4-4	4	5	9	2	14	3	2	0	3	33	
52	HARRIS, Tyasha	*	4-10	1-5	1-2	0	2	2	10	6	0	0	2	29		
00	PATRICK, Victoria		3-5	3-5	2-2	1	1	2	2	11	1	0	0	1	15	
11	SPANN, Lindsey		3-7	2-5	0-0	0	1	1	2	8	1	2	0	0	14	
21	HERBERT HARRIGAN,		0-1	0-0	0-0	0	5	5	3	0	2	0	0	0	10	
23	WILLIAMS, LaDazhia		0-0	0-0	0-0	0	0	0	0	0	0	0	0	0	1	
24	GRISSETT, LeLe		0-2	0-0	0-0	0	0	0	2	0	0	0	0	0	8	
Team						2	0	2								
Totals				31-68	7-20	19-24	17	28	45	14	88	24	5	5	8	200

1st - FG %: 7-21 33.3% 2nd: 8-18 44.4% 3rd: 8-16 50.0% 4th: 8-13 61.5% Game: 31-68 45.6% Deadball Rebounds 3
3FG %: 1-4 25.0% 3-7 42.9% 0-3 0.0% 3-6 50.0% 7-20 35.0%
FT %: 1-3 33.3% 0-0 0.0% 8-9 88.9% 10-12 83.3%

Ole Miss 62 • 10-5, 0-2 SEC

#	Player	Total		3-Ptr		Rebounds			PF	TP	A TO Blk Stl				Min
		FG-FGA	FG-FGA	FT-FTA	Off	Def	Tot								
00	Nixon, Chyna	*	0-1	0-1	0-0	0	1	1	2	0	1	0	1	0	19
01	Glover, Bree	*	1-2	0-0	2-2	2	5	7	3	4	1	0	1	0	23
20	Muhammad, Madinah	*	10-22	4-10	5-6	0	3	3	5	29	1	4	0	1	38
25	Alston, Alissa	*	4-12	1-4	2-2	2	4	6	1	11	8	5	0	1	40
02	Gibson, Shelby	*	3-12	3-11	1-2	0	4	4	3	10	0	1	0	1	28
10	Muhate, Cecilia		0-0	0-0	0-0	0	0	0	0	0	0	0	0	0	3
12	Johnson, Barbara		0-2	0-1	0-2	0	0	0	0	0	0	0	0	0	7
32	Rodgers, Kate		2-2	0-0	0-0	0	1	1	1	4	0	0	0	1	14
44	Lewis, Torri		0-0	0-0	0-0	0	0	0	0	0	1	1	0	0	16
55	Taylor, Promise		2-4	0-0	0-1	0	2	2	2	4	0	0	1	0	12
Team						5	1	6							
Totals			22-57	8-27	10-15	9	21	30	17	62	12	11	3	4	200

1st - FG



Official Basketball Box Score -- Game Totals -- Final Statistics
#6/6 Tennessee vs #9/8 South Carolina
01/14/18 1 p.m. at Columbia, S.C. / Colonial Life Arena



#6/6 Tennessee 86 • 16-1, 4-1 SEC

#	Player	Total		3-Ptr		Rebounds			PF	TP	A TO Blk Stl				Min
		FG-FGA	FT-FTA	FG-FGA	FT-FTA	Off	Def	Tot			A	TO	Blk	Stl	
00	Davis, Rennia	f	5-8	0-1	1-2	2	3	5	4	11	2	0	0	1	27
31	Nared, Jaime	f	5-13	0-2	11-12	1	4	5	3	21	2	6	0	0	37
21	Russell, Mercedes	c	7-9	0-0	2-2	2	10	12	3	16	0	2	3	1	34
02	Westbrook, Evina	g	6-11	2-2	0-4	0	3	3	1	14	5	3	2	2	33
10	JACKSON, Bianca	g	2-5	2-5	0-2	3	3	6	3	6	3	2	0	0	29
01	Hayes, Anastasia	g	4-7	0-0	3-4	2	1	3	2	11	4	4	0	0	29
13	Dunbar, Kortney	g	2-2	2-2	0-0	0	0	0	0	6	0	0	0	0	4
15	Green, Cheridene	g	0-0	0-0	1-2	0	1	1	1	1	0	0	0	1	7
Team						4	2	6			1				
Totals			31-55	6-12	18-28	14	27	41	17	86	16	18	5	5	200

1st - FG %:	6-16	37.5%	2nd:	8-11	72.7%	3rd:	9-14	64.3%	4th:	8-14	57.1%	Game:	31-55	56.4%	Deadball
3FG %:	2-6	33.3%	2-3	66.7%	1-2	50.0%	1-1	100.0%	6-12	50.0%					Rebounds
FT %:	7-9	77.8%	4-5	80.0%	6-11	54.5%	1-3	33.3%	1-3	33.3%	18-28	64.3%			4,1

#9/8 South Carolina 70 • 14-3, 3-2 SEC

#	Player		Total		3-Ptr		Rebounds			PF	TP	A TO Blk Stl				Min
			FG-FGA	FT-FTA	FG-FGA	FT-FTA	Off	Def	Tot			A	TO	Blk	Stl	
21	HERBERT HARRIGAN,	f	3-9	0-0	0-2	1	1	2	4	6	0	3	1	1	17	
35	JENNINGS, Alexis	f	5-7	0-0	2-3	3	4	7	4	12	0	2	1	2	25	
04	CLINEY, Doniyah	g	4-13	0-1	1-2	0	1	1	2	9	0	3	0	0	40	
11	SPANN, Lindsey	g	1-4	1-4	0-0	0	0	0	2	3	0	1	0	1	16	
52	HARRIS, Tyasha	g	9-21	3-8	7-10	1	2	3	3	28	4	1	0	4	39	
00	PATRICK, Victoria	g	0-1	0-1	0-0	0	0	0	0	0	0	0	0	0	11	
10	JACKSON, Bianca	g	0-4	0-1	2-2	1	1	2	2	2	0	0	1	2	22	
23	WILLIAMS, LaDazhia	g	0-0	0-0	0-0	0	0	0	0	0	0	0	0	0	1	
24	GRISSETT, LeLe	g	4-5	0-0	2-4	5	3	8	3	10	0	0	0	1	29	
Team						3	2	5								
Totals			26-64	4-15	14-23	14	14	28	20	70	4	10	3	11	200	

1st - FG %:	7-16	43.8%	2nd:	7-15	46.7%	3rd:	8-19	42.1%	4th:	4-14	28.6%	Game:	26-64	40.6%	Deadball
3FG %:	0-3	0.0%	1-4	25.0%	3-6	50.0%	0-2	0.0%	4-15	26.7%					Rebounds
FT %:	0-0	0.0%	6-10	60.0%	3-6	50.0%	5-7	71.4%	14-23	60.9%					5,2

Officials: Tina Napier, Felicia Grinter, Frank Steratore
Technical fouls: #6/6 Tennessee-None. #9/8 South Carolina-None.
Attendance: 14763

Score by periods	1st	2nd	3rd	4th	Total
#6/6 Tennessee	21	22	25	18	86
#9/8 South Carolina	14	21	22	13	70

Last FG - UT 4th-01:19, SC 4th-03:18.
Largest lead - UT by 18 3rd-03:55, SC by 3 1st-05:17.
UT led for 36:10. SC led for 03:01. Game was tied for 00:49.

Score tied - 1 time.
Lead changed - 4 times.



Official Basketball Box Score -- Game Totals -- Final Statistics
#10/10 South Carolina vs Vanderbilt
01/18/18 7PM at Nashville, Tenn. (Memorial Gym)



#10/10 South Carolina 95 • 15-3, 4-2 SEC

#	Player	Total		3-Ptr		Rebounds			PF	TP	A TO Blk Stl				Min
		FG-FGA	FT-FTA	FG-FGA	FT-FTA	Off	Def	Tot			A	TO	Blk	Stl	
24	GRISSETT, LeLe	f	11-12	0-0	0-1	3	6	9	4	22	0	2	0	0	27
35	JENNINGS, Alexis	f	9-10	1-1	8-13	2	11	13	4	27	2	4	0	0	34
04	CLINEY, Doniyah	g	3-9	0-1	4-6	0	2	2	4	10	2	3	2	1	38
11	SPANN, Lindsey	g	6-9	5-7	0-0	0	0	0	0	17	0	0	0	0	26
52	HARRIS, Tyasha	g	5-11	0-2	2-2	0	1	1	0	12	3	0	0	0	24
00	PATRICK, Victoria	g	1-1	0-0	1-2	0	0	0	0	3	0	1	0	0	24
10	JACKSON, Bianca	g	1-1	0-0	2-4	0	1	1	3	4	0	0	0	0	21
23	WILLIAMS, LaDazhia	g	0-1	0-0	0-0	0	3	3	0	0	0	0	0	0	6
Team						1	1	2							
Totals			36-54	6-11	17-28	6	25	31	15	95	7	10	2	1	200

1st - FG %:	9-18	50.0%	2nd:	11-15	73.3%	3rd:	11-14	78.6%	4th:	5-7	71.4%	Game:	36-54	66.7%	Deadball
3FG %:	3-5	60.0%	1-3	33.3%	2-3	66.7%	0-0	0.0%	6-11	54.5%					Rebounds
FT %:	1-2	50.0%	3-5	60.0%	1-2	50.0%	12-19	63.2%	17-28	60.7%					8

Vanderbilt 82 • 5-15, 1-5 SEC

#	Player	Total		3-Ptr		Rebounds			PF	TP	A TO Blk Stl				Min
		FG-FGA	FT-FTA	FG-FGA	FT-FTA	Off	Def	Tot			A	TO	Blk	Stl	
24	Newby, Autumn	f	1-3	0-0	0-0	1	2	3	4	2	2	1	0	0	15
02	Hall, Chelsie	g	0-2	0-0	0-0	0	0	0	2	0	0	1	0	0	10
03	Bell, Rachel	g	1-4	0-1	0-0	0	0	0	0	2	0	0	0	0	6
10	Walker, Cierra	g	4-8	2-3	3-6	2	4	6	2	13	4	3	0	0	30
33	Reed, Christa	g	9-16	3-6	2-2	1	4	5	2	23	1	0	0	0	40
00	Overbeck, Kayla	g	4-6	0-0	0-0	0	5	5	5	8	3	1	0	2	26
21	Whalen, Erin	g	10-16	3-7	2-2	1	0	1	2	25	4	1	0	0	34
30	Carter, Lealea	g	1-3	0-0	0-1	1	0	1	1	2	1	0	0	0	10
35	Clemons-Green, K.	g	3-7	1-3	0-0	1	0	1	2	7	4	1	0	0	29
Team						1	0	1							
Totals			33-65	9-20	7-11	8	15	23	20	82	19	8	0	2	200

1st - FG %:	8-20	40.0%	2nd:	8-15	53.3%	3rd:	10-15	66.7%	4th:	7-15	46.7%	Game:	33-65	50.8%	Deadball
3FG %:	2-5	40.0%	3-5	60.0%	2-4	50.0%	2-6	33.3%	9-20	45.0%					Rebounds
FT %:	0-0	0.0%	3-5	60.0%	0-0	0.0%	4-6	66.7%	7-11	63.6%					3

Officials: R:Brian Garland, U1:Laura Morris, U2:Amy Bonner
Technical fouls: #10/10 South Carolina-None. Vanderbilt-None.
Attendance: 2231

Score by periods	1st	2nd	3rd	4th	Total
#10/10 South Carolina	22	26	25	22	95
Vanderbilt	18	22	22	20	82

Last FG - SC 4th-01:15, VANDY 4th-02:40.
Largest lead - SC by 16 2nd-04:36, VANDY None.
SC led for 39:26. VANDY led for 00:00. Game was tied for 00:34.

Score tied - 0 times.
Lead changed - 0 times.



Official Basketball Box Score -- Game Totals -- Final Statistics
#10/10 South Carolina vs Kentucky
01/21/18 12:02pm at Rupp Arena, Lexington, Ky.



#10/10 South Carolina 81 • 16-3, 5-2 SEC

#	Player	Total		3-Ptr		Rebounds			PF	TP	A TO Blk Stl				Min
		FG-FGA	FT-FTA	FG-FGA	FT-FTA	Off	Def	Tot			A	TO	Blk	Stl	
24	GRISSETT, LeLe	f	0-3	0-0	1-2	2	4	6	4	1	1	3	2	1	26
35	JENNINGS, Alexis	f	7-10	0-0	3-4	3	4	7	3	17	1	2	2	0	30
04	CLINEY, Doniyah	g	4-7	0-1	1-2	0	0	0	2	9	5	1	0	1	37
10	JACKSON, Bianca	g	3-8	2-4	0-0	0	4	4	3	8	0	2	0	0	33
52	HARRIS, Tyasha	g	5-8	1-2	1-2	1	1	2	1	12	13	3	0	1	34
00	PATRICK, Victoria	g	3-5	2-4	0-0	0	2	2	2	8	2	4	0	0	16
22	WILSON, A'ja	g	10-12	1-1	5-8	2	6	8	2	26	1	2	4	3	21
23	WILLIAMS, LaDazhia	g	0-0	0-0	0-0	0	0	0	0	0	0	0	0	0	3
Team						1	4	5							
Totals			32-53	6-12	11-18	9	25	34	17	81	23	17	8	6	200

1st - FG %:	4-16	25.0%	2nd:	9-13	69.2%	3rd:	9-11	81.8%	4th:	10-13	76.9%	Game:	32-53	60.4%	Deadball
3FG %:	0-3	0.0%	1-2	50.0%	3-4	75.0%	2-3	66.7%	6-12	50.0%					Rebounds
FT %:	5-6	83.3%	2-6	33.3%	4-6	66.7%	0-0	0.0%	11-18	61.1%					7

Kentucky 64 • 9-11, 1-5 SEC

#	Player		Total		3-Ptr		Rebounds			PF	TP	A TO Blk Stl				Min
			FG-FGA	FG-FGA	FT-FTA	Off	Def	Tot	A			TO	Blk	Stl		
03	McKinney, KeKe	f	5-12	1-3	1-1	5	2	7	3	12	1	2	2	1	32	
22	Cann, Makenzie	f	1-7	1-5	0-0	0	2	2	1	3	0	1	0	1	36	
45	Rice, Alyssa	c	0-1	0-0	0-2	4	1	5	2	0	1	2	0	0	16	
04	Morris, Maci	g	6-15	2-5	5-5	0	1	1	3	19	4	2	0	2	30	
24	Murray, Taylor	g	7-15	1-4	2-2	0	2	2	1	17	2	4	0	1	40	
12	Paschal, Amanda	g	0-0	0-0	0-0	1	0	1	0	0	0	0	0	0	4	
20	Harrison, Dorie	g	4-11	0-0	3-5	3	4	7	3	11	0	3	1	1	30	
32	Roper, Jaida	g	1-1	0-0	0-0	0	0	0	1	2	3	1	0	0	12	
	Team					2	0	2	1			1				
	Totals		24-62	5-17	11-15	15	12	27	15	64	11	16	3	6	200	



Official Basketball Box Score -- Game Totals -- Final Statistics
#11/11 Missouri vs #9/7 South Carolina
 01/28/18 6 p.m. at Columbia, S.C./Colonial Life Arena



#11/11 Missouri 54 • 17-4 (5-3 SEC)

#	Player		Total		3-Ptr		Rebounds			PF	TP	A	TO	Blk	Stl	Min
			FG	FGA	FG	FGA	FT	FTA	Off							
21	PORTER, Cierra	f	0-1	0-0	1-2	0	0	0	3	1	1	1	0	0	9	
22	FRERICKS, Jordan	f	4-11	0-1	2-2	3	5	8	3	10	2	3	0	1	32	
03	CUNNINGHAM, Sophie	g	8-20	2-7	0-2	2	6	8	2	18	1	4	1	0	37	
05	ALDRIDGE, Lauren	g	3-4	1-2	0-0	0	3	3	2	7	2	2	0	0	35	
23	SMITH, Amber	g	4-9	1-2	0-0	1	1	2	3	9	0	2	1	1	32	
02	ROUNDTREE, Jordan	g	0-0	0-0	0-0	0	1	1	0	0	1	0	1	0	2	
13	SCHUCHTS, Hannah	g	1-3	1-3	0-0	0	3	3	3	3	2	0	2	0	22	
20	MICHAEL, Kayla	g	2-5	2-3	0-0	0	1	1	2	6	1	0	0	0	16	
24	CHAVIS, Jordan	g	0-2	0-1	0-0	0	3	3	2	0	1	0	0	0	15	
Team						1	3	4			1					
Totals			22-55	7-19	3-6	7	26	33	20	54	11	13	5	2	200	
1st - FG %: 6-11 54.5% 2nd: 6-14 42.9% 3rd: 4-13 30.8% 4th: 6-17 35.3% Game: 22-55 40.0% Deadball Rebounds 2,1																
3FG %: 4-6 66.7% 0-3 0.0% 1-3 33.3% 2-7 28.6% 7-19 36.8%																
FT %: 1-2 50.0% 0-2 0.0% 0-0 0.0% 2-2 100.0% 3-6 50.0%																

#9/7 South Carolina 64 • 18-3 (7-2 SEC)

#	Player	Total		3-Ptr		Rebounds			PF	TP	A	TO	Blk	Stl	Min
		FG	FGA	FG	FGA	FT	FTA	Off Def Tot							
22	WILSON, A'ja	f	5-15	0-0	5-8	4	11	15	2	15	0	1	4	0	39
35	JENNINGS, Alexis	f	2-7	0-0	3-4	4	2	6	4	7	1	4	0	2	27
04	CLINEY, Doniyah	g	3-5	2-3	0-0	2	1	3	3	8	3	1	0	1	33
10	JACKSON, Bianca	g	1-6	1-5	2-2	0	3	3	0	5	3	1	1	0	37
52	HARRIS, Tyasha	g	6-13	2-5	5-8	0	4	4	2	19	4	1	0	2	37
00	PATRICK, Victoria	g	1-5	1-4	0-0	1	0	1	1	3	0	0	0	1	6
21	HERBERT HARRIGAN,	g	2-6	1-1	2-2	2	1	3	1	7	0	0	0	0	11
24	GRISSETT, LeLe	g	0-1	0-0	0-0	0	2	2	1	0	0	0	0	0	10
Team						1	1	2							
Totals			20-58		7-18		17-24	14 25 39		14	64	11	8	5	200

1st - FG %: 7-12 58.3% 2nd: 3-19 15.8% 3rd: 5-13 38.5% 4th: 5-14 35.7% Game: 20-58 34.5% Deadball Rebounds 4,2
 3FG %: 2-4 50.0% 2-7 28.6% 2-3 66.7% 1-4 25.0% 7-18 38.9%
 FT %: 2-2 100.0% 3-4 75.0% 1-2 50.0% 11-16 68.8%

Officials: Denise Brooks, Lisa Mattingly, Brian Hall
 Technical fouls: #11/11 Missouri-TEAM. #9/7 South Carolina-None.
 Attendance: 13433

Score by periods	1st	2nd	3rd	4th	Total
#11/11 Missouri	17	12	9	16	54
#9/7 South Carolina	18	11	13	22	64

Last FG - MU 4th-00:33, SC 4th-03:00.
 Largest lead - MU by 3 2nd-06:42, SC by 10 4th-00:11.
 MU led for 06:49. SC led for 28:01. Game was tied for 05:10.

	In	Off	2nd	Fast	Bench
Points	Paint	T/O	Chance	Break	
MU	26	6	7	8	9
SC	18	21	9	2	10

Score tied - 7 times.
 Lead changed - 9 times.



Official Basketball Box Score -- Game Totals -- Final Statistics
#1/1 UConn vs #7/6 South Carolina
 02/01/18 7 p.m. at Columbia, S.C./Colonial Life Arena



#1/1 UConn 83 • 21-0

#	Player	Total		3-Ptr		Rebounds			PF	TP	A	TO	Blk	Stl	Min
		FG	FGA	FG	FGA	FT	FTA	Off Def Tot							
15	WILLIAMS, Gabby	f	6-8	0-0	2-2	6	8	14	3	14	5	3	0	1	28
33	SAMUELSON, Katie Lou	f	8-18	3-7	1-2	3	5	8	3	20	3	1	0	1	38
05	DANGERFIELD, Crystal	g	1-10	1-5	0-0	0	2	2	0	3	3	0	0	1	27
11	NURSE, Kia	g	7-16	5-10	4-4	2	2	4	0	23	2	2	1	0	39
24	COLLIER, Napheesa	g	6-9	2-2	5-5	2	4	6	3	19	4	3	5	2	33
03	WALKER, Megan	g	0-4	0-1	0-0	0	1	1	4	0	0	0	0	0	10
04	COOMBS, Mikayla	g	1-2	0-1	0-0	0	1	1	0	2	0	0	0	0	2
10	BENT, Molly	g	0-0	0-0	0-0	0	0	0	0	0	0	0	0	0	1
23	STEVENS, Azura	g	1-5	0-1	0-0	2	1	3	4	2	1	1	2	0	17
25	IRWIN, Kyla	g	0-0	0-0	0-0	0	0	0	0	1	0	0	0	0	3
32	CAMARA, Batouly	g	0-0	0-0	0-0	0	0	0	0	0	0	0	0	0	1
34	GORDON, Alexis	g	0-1	0-0	0-0	0	0	0	0	0	0	0	0	0	1
Team						1	2	3							
Totals			30-73		11-27		12-13	16 26 42		18	83	18	10	8	200

1st - FG %: 9-21 42.9% 2nd: 11-18 61.1% 3rd: 5-18 27.8% 4th: 5-16 31.3% Game: 30-73 41.1% Deadball Rebounds 2
 3FG %: 4-8 50.0% 3-5 60.0% 3-8 37.5% 1-6 16.7% 11-27 40.7%
 FT %: 2-2 100.0% 4-4 100.0% 3-4 75.0% 3-3 100.0% 12-13 92.3%

#7/6 South Carolina 58 • 18-4

#	Player	Total		3-Ptr		Rebounds			PF	TP	A	TO	Blk	Stl	Min
		FG	FGA	FG	FGA	FT	FTA	Off Def Tot							
22	WILSON, A'ja	f	4-18	0-1	6-8	6	10	16	3	14	0	4	6	0	37
35	JENNINGS, Alexis	f	2-7	0-0	1-2	3	3	6	1	5	1	1	1	1	27
04	CLINEY, Doniyah	g	1-8	1-3	0-0	3	1	4	2	3	1	3	0	2	28
10	JACKSON, Bianca	g	8-11	3-5	1-2	1	2	3	1	20	1	1	0	0	35
52	HARRIS, Tyasha	g	2-8	0-1	1-2	0	3	3	0	5	2	4	0	1	33
00	PATRICK, Victoria	g	0-0	0-0	0-0	0	1	1	2	0	1	0	0	0	6
21	HERBERT HARRIGAN,	g	1-3	0-0	1-2	1	1	2	1	3	0	1	1	0	13
23	WILLIAMS, LaDazhia	g	0-0	0-0	0-0	0	0	0	0	0	0	0	0	0	3
24	GRISSETT, LeLe	g	3-10	0-0	2-2	3	2	5	4	8	0	2	0	1	18
Team						2	2	4							
Totals			21-65		4-10		12-18	19 25 44		14	58	6	16	8	200

1st - FG %: 7-17 41.2% 2nd: 3-13 23.1% 3rd: 5-14 35.7% 4th: 6-21 28.6% Game: 21-65 32.3% Deadball Rebounds 5,1
 3FG %: 0-1 0.0% 1-4 25.0% 1-2 50.0% 2-3 66.7% 4-10 40.0%
 FT %: 2-4 50.0% 1-2 50.0% 6-8 75.0% 3-4 75.0% 12-18 66.7%

Officials: Dee Kantner, Susan Blauch, Eric Brewton
 Technical fouls: #1/1 UConn-None. #7/6 South Carolina-None.
 Attendance: 18000

Score by periods	1st	2nd	3rd	4th	Total
#1/1 UConn	24	29	16	14	83
#7/6 South Carolina	16	8	17	17	58

Last FG - UCONN 4th-00:57, SC 4th-01:51.
 Largest lead - UCONN by 34 4th-05:38, SC by 2 1st-09:36.
 UCONN led for 38:06. SC led for 00:24. Game was tied for 01:30.

	In	Off	2nd	Fast	Bench
Points	Paint	T/O	Chance	Break	
UConn	36	23	18	16	4
SC	24	3	17	6	11

Score tied - 2 times.
 Lead changed - 1 time.



Official Basketball Box Score -- Game Totals -- Final Statistics
#7/6 South Carolina vs #2/2 Mississippi State
 02/05/18 6:03 p.m. at Starkville, Miss. (Humphrey Coliseum)



#7/6 South Carolina 53 • 18-5 (7-3 SEC)

#	Player	Total		3-Ptr		Rebounds			PF	TP	A	TO	Blk	Stl	Min
		FG	FGA	FG	FGA	FT	FTA	Off Def Tot							
22	WILSON, A'ja	f	10-20	0-0	5-7	7	7	14	1	25	1	4	2	1	40-
35	JENNINGS, Alexis	f	0-3	0-0	1-2	2	3	5	3	1	0	4	1	1	22
04	CLINEY, Doniyah	g	3-7	1-3	3-4	0	2	2	3	10	0	3	0	0	38
10	JACKSON, Bianca	g	2-5	1-1	0-0	0	8	8	5	5	0	2	0	1	29
52	HARRIS, Tyasha	g	3-6	0-0	0-0	0	2	2	5	6	4	0	0	1	26
00	PATRICK, Victoria	g	0-0	0-0	0-2	0	0	0	0	0	0	0	0	0	6
11	SPANN, Lindsey	g	2-8	1-5	1-2	0	1	1	0	6	0	1	0	0	21
21	HERBERT HARRIGAN,	g	0-3	0-0	0-0	0	2	2	3	0	0	1	4	0	13
24	GRISSETT, LeLe	g	0-1	0-0	0-0	1	0	1	3	0	0	2	0	0	5
Team						0	1	1							
Totals			20-53		3-9		10-17	10 26 36		23	53	5	17	7	200

1st - FG %: 7-11 63.6% 2nd: 3-12 25.0% 3rd: 7-15 46.7% 4th: 3-15 20.0% Game: 20-53 37.7% Deadball Rebounds 4
 3FG %: 1-1 100.0% 0-2 0.0% 1-1 100.0% 1-5 20.0% 3-9 33.3%
 FT %: 5-6 83.3% 2-4 50.0% 1-2 50.0% 2-5 40.0% 10-17 58.8%

#2/2 Mississippi State 67 • 24-0 (10-0 SEC)

#	Player		Total		3-Ptr		Rebounds			PF	TP	A	TO	Blk	Stl	Min
			FG-FGA	FG-FGA	FT-FTA	Off	Def	Tot								
15	Teaira McCowan	c	3-9	0-0	3-4	6	14	20	4	9	0	3	3	0	39	
01	Blair Schaefer	g	5-7	2-4	2-4	0	0	0	3	14	1	0	0	1	34	
02	Morgan William	g	2-6	0-1	1-2	0	0	0	1	5	1	1	0	0	16	
11	Roshunda Johnson	g	1-4	0-1	0-0	0	0	0	1	2	0	0	0	0	16	
25	Victoria Vivians	g	8-24	3-5	5-6	0	5	5	1	24	0	0	1	0	38	
10	Jazzmun Holmes		1-2	0-0	4-5	1	3	4	0	6	8	2	0	0	22	
24	Jordan Danberry		0-2	0-0	0-0	1	1	2	0	0	0	0	0	0	5	
25	Zion Campbell		0-0	0-0	0-0	0	0	0	2	0	0	0	0	0	1	
55	Chloe Bibby		2-6	1-3	2-2	2	1	3	5	7	0	1	1	1	29	
	Team					4	2	6				1				
	Totals		22-60	6-14	17-23	14	26	40	17	67	10	8	5	5	200	
1st:	FG %:	4-16	25.0%	2nd:	7-17	41.2%	3rd:	4-15	26.7%	4th:	7-12	58.3%	Game:	22-60	36.7%	Deadball
	3FG %:	0-4	0.0%		3-3	100.0%		0-3	0.0%		3-4	75.0%		6-14	42.9%	Rebounds
	FT %:	2-2	100.0%		2-2	100.0%		2-4	50.0%		11-15	73.3%		17-23	73.9%	4



2017-18 South Carolina Basketball
South Carolina Season Schedule/Results & Leaders (as of Feb 05, 2018)
All games



RECORD:	OVERALL	HOME	AWAY	NEUTRAL
ALL GAMES	18-5	10-2	6-2	2-1
CONFERENCE	7-3	4-1	3-2	0-0
NON-CONFERENCE	11-2	6-1	3-0	2-1

Date	Opponent		Score	Att.	High Points	High Rebounds
11/10/17	ALABAMA STATE	W	99-31	13723	(18)HERBERT HARRIGAN,	(10)WILSON, A'ja
11/13/17	at #15/13 Maryland	W	94-86	8677	(32)WILSON, A'ja	(13)JENNINGS, Alexis
11/16/17	at Clemson	W	66-36	1589	(20)SPANN, Lindsey	(11)WILSON, A'ja
11/19/17	WOFFORD	W	94-60	12471	(16)WILSON, A'ja	(13)WILSON, A'ja
11/24/17	@vs Rutgers	W	78-68	1207	(33)WILSON, A'ja	(10)WILSON, A'ja
11/25/17	@vs St. John's	W	76-58	1537	(25)JENNINGS, Alexis	(17)WILSON, A'ja
11/26/17	@vs #6/6 Notre Dame		85-92 L	1707	(34)WILSON, A'ja	(9)WILSON, A'ja
11/30/17	WESTERN CAROLINA	W	101-43	12020	(29)WILSON, A'ja	(8)WILLIAMS, LaDazhia
12/03/17	#14/16 DUKE	W	72-52	13054	(21)JENNINGS, Alexis	(11)WILSON, A'ja
12/05/17	COLL. OF CHARLESTON	W	69-43	11732	(26)WILSON, A'ja	(15)WILSON, A'ja
12/17/17	SAVANNAH STATE	W	99-38	13345	(26)WILSON, A'ja	(13)JENNINGS, Alexis
12/21/17	at Temple	W	87-60	3185	(28)WILSON, A'ja	(12)WILSON, A'ja
12/31/17	*#22/21 TEXAS A&M	W	61-59	13431	(25)WILSON, A'ja	(15)WILSON, A'ja
01/04/18	*at Ole Miss	W	88-62	1018	(25)WILSON, A'ja	(15)WILSON, A'ja
01/07/18	*at #15/15 Missouri		74-83 L	4652	(14)JACKSON, Bianca (14)HARRIS, Tyasha	(6)WILSON, A'ja
01/11/18	*AUBURN	W	71-63	12011	(19)WILSON, A'ja	(11)WILSON, A'ja
01/14/18	*#6/6 TENNESSEE		70-86 L	14763	(28)HARRIS, Tyasha	(8)GRISSETT, LeLe
01/18/18	*at Vanderbilt	W	95-82	2231	(27)JENNINGS, Alexis	(13)JENNINGS, Alexis
01/21/18	*at Kentucky	W	81-64	6521	(26)WILSON, A'ja	(8)WILSON, A'ja
01/25/18	*ARKANSAS	W	90-42	12844	(27)WILSON, A'ja	(13)HARRIS, Tyasha (13)WILSON, A'ja
01/28/18	*#11/11 MISSOURI	W	64-54	13433	(19)HARRIS, Tyasha	(15)WILSON, A'ja
02/01/18	#1/1 UCONN		58-83 L	18000	(20)JACKSON, Bianca	(16)WILSON, A'ja
02/05/18	*at #2/2 Mississippi State		53-67 L	10794	(25)WILSON, A'ja	(14)WILSON, A'ja

* = Conference game

@ = Gulf Coast Showcase (Estero, Fla.)

Attendance Summary	Games	Attend	Avg/Game
Home	12	160827	13402
Away	8	38667	4833
Neutral	3	4451	1484
Total	23	203945	8867



2017-18 South Carolina Basketball
South Carolina Points-Rebounds-Assists (as of Feb 05, 2018)
All games



				00	04	10	11	21	22	23
Opponent	Date	Score		PATRICK,VI	CLINEY,DON	JACKSON,BI	SPANN,LIND	HERBERT HA	WILSON,A'J	WILLIAMS,L
ALABAMA STATE	11/10/17	99-31	w	2-0-1	15-4-2	8-6-3	16-0-3	18-6-0	16-10-2	2-5-0
at #15/13 Maryland	11/13/17	94-86	w	0-0-0	6-3-4	5-0-0	15-5-2	4-3-0	32-12-3	DNP
at Clemson	11/16/17	66-36	w	0-2-1	5-5-1	1-2-7	20-0-2	7-5-0	19-11-1	1-3-0
WOFFORD	11/19/17	94-60	w	3-1-1	10-3-2	7-3-2	12-3-8	12-7-2	16-13-1	0-0-0
vs Rutgers	11/24/17	78-68	w	0-0-0	8-1-1	3-2-2	17-3-1	2-2-2	33-10-3	0-0-0
vs St. John's	11/25/17	76-58	w	0-0-0	5-4-5	8-3-1	5-0-1	4-3-1	17-17-2	1-0-0
vs #6/6 Notre Dame	11/26/17	85-92	L	DNP	12-5-3	4-2-2	10-0-3	2-1-0	34-9-5	DNP
WESTERN CAROLINA	11/30/17	101-43	w	0-1-1	9-7-3	7-4-3	DNP	12-6-0	29-7-0	11-8-0
#14/16 DUKE	12/03/17	72-52	w	3-0-1	6-4-5	4-4-1	DNP	8-1-1	18-11-1	0-0-0
COLL. OF CHARLESTON	12/05/17	69-43	w	3-0-0	0-4-1	6-10-3	DNP	2-3-1	26-15-0	1-2-1
SAVANNAH STATE	12/17/17	99-38	w	6-0-1	4-1-0	5-5-2	DNP	21-3-0	26-3-3	5-1-0
at Temple	12/21/17	87-60	w	0-1-2	11-4-2	16-3-5	DNP	7-2-2	28-12-0	0-0-0
#22/21 TEXAS A&M	12/31/17	61-59	w	0-0-0	16-4-1	0-6-1	3-1-0	0-3-1	25-15-4	0-0-0
at Ole Miss	01/04/18	88-62	w	11-2-1	14-5-4	6-4-4	8-1-1	0-5-2	25-15-3	0-0-0
at #15/15 Missouri	01/07/18	74-83	L	0-0-0	2-1-0	14-2-1	11-2-0	11-2-0	8-6-0	DNP
AUBURN	01/11/18	71-63	w	3-0-1	4-2-0	7-3-1	8-0-1	6-1-0	19-11-1	0-0-0
#6/6 TENNESSEE	01/14/18	70-86	L	0-0-0	9-1-0	2-2-0	3-0-0	6-2-0	DNP	0-0-0
at Vanderbilt	01/18/18	95-82	w	3-0-0	10-2-2	4-1-0	17-0-0	DNP	DNP	0-3-0
at Kentucky	01/21/18	81-64	w	8-2-2	9-0-5	8-4-0	DNP	DNP	26-8-1	0-0-0
ARKANSAS	01/25/18	90-42	w	4-1-0	7-5-4	16-3-1	DNP	DNP	27-13-3	4-4-0
#11/11 MISSOURI	01/28/18	64-54	w	3-1-0	8-3-3	5-3-3	DNP	7-3-0	15-15-0	DNP
#1/1 UCONN	02/01/18	58-83	L	0-1-1	3-4-1	20-3-1	DNP	3-2-0	14-16-0	0-0-0
at #2/2 Mississippi Sta	02/05/18	53-67	L	0-0-0	10-2-0	5-8-0	6-1-0	0-2-0	25-14-1	DNP

				24	35	52
Opponent	Date	Score		GRISSETT,L	JENNINGS,A	HARRIS,TYA
ALABAMA STATE	11/10/17	99-31	w	6-5-0	7-9-1	9-0-4
at #15/13 Maryland	11/13/17	94-86	w	0-0-1	12-13-0	20-3-9
at Clemson	11/16/17	66-36	w	10-8-1	2-4-1	1-3-4
WOFFORD	11/19/17	94-60	w	8-3-0	13-6-1	13-2-3
vs Rutgers	11/24/17	78-68	w	0-2-0	6-4-1	9-4-4
vs St. John's	11/25/17	76-58	w	3-1-0	25-4-1	8-2-3
vs #6/6 Notre Dame	11/26/17	85-92	L	4-2-0	12-6-0	7-2-5
WESTERN CAROLINA	11/30/17	101-43	w	4-0-0	19-7-1	10-2-10
#14/16 DUKE	12/03/17	72-52	w	4-0-0	21-10-2	8-5-5
COLL. OF CHARLESTON	12/05/17	69-43	w	10-6-3	12-5-1	9-4-7
SAVANNAH STATE	12/17/17	99-38	w	8-6-3	10-13-2	14-4-12
at Temple	12/21/17	87-60	w	2-3-0	10-9-0	13-4-11
#22/21 TEXAS A&M	12/31/17	61-59	w	0-2-0	6-3-0	11-1-7
at Ole Miss	01/04/18	88-62	w	0-0-0	14-9-3	10-2-6
at #15/15 Missouri	01/07/18	74-83	L	3-4-0	11-5-1	14-0-10
AUBURN	01/11/18	71-63	w	3-3-0	9-7-0	12-6-11
#6/6 TENNESSEE	01/14/18	70-86	L	10-8-0	12-7-0	28-3-4
at Vanderbilt	01/18/18	95-82	w	22-9-0	27-13-2	12-1-3
at Kentucky	01/21/18	81-64	w	1-6-1	17-7-1	12-2-13
ARKANSAS	01/25/18	90-42	w	5-7-2	22-10-1	5-13-6
#11/11 MISSOURI	01/28/18	64-54	w	0-2-0	7-6-1	19-4-4
#1/1 UCONN	02/01/18	58-83	L	8-5-0	5-6-1	5-3-2
at #2/2 Mississippi Sta	02/05/18	53-67	L	0-1-0	1-5-0	6-2-4



2017-18 South Carolina Basketball

South Carolina Team Game-by-Game Comparison (as of Feb 05, 2018)

All games



Opponent	1st	2nd	Score	Mar	Total FG	FG Pct	3-Pointers	3FG Pct	Free Throws	FT Pct	Rebounds	Assist	T/Over	Block	Steal	Fouls	
ALABAMA STATE	56/14	43/17	99-31	+68	37-72/11-54	.514/.204	5-19/3-9	.263/.333	20-28/6-15	.714/.400	48/31	+17	16/9	10/29	10/2	21/3	14/27
#15/13 Maryland	51/36	43/50	94-86	+8	31-67/27-63	.463/.429	8-22/7-18	.364/.389	24-33/25-29	.727/.862	41/36	+5	19/15	12/12	7/5	8/2	19/29
Clemson	37/11	29/25	66-36	+30	26-63/13-52	.413/.250	7-15/2-6	.467/.333	7-17/8-19	.412/.421	49/36	+13	18/8	11/17	5/7	6/5	18/18
WOFFORD	49/34	45/26	94-60	+34	36-65/20-64	.554/.313	6-12/6-19	.500/.316	16-26/14-15	.615/.933	48/27	+21	20/9	12/12	9/1	8/2	19/20
Rutgers	33/26	45/42	78-68	+10	26-48/26-62	.542/.419	4-9/5-15	.444/.333	22-25/11-13	.880/846	32/29	+3	14/12	18/20	5/4	12/10	16/22
St. John's	28/16	48/42	76-58	+18	26-48/18-58	.542/.310	5-14/5-15	.357/.333	19-26/17-24	.731/.708	39/32	+7	14/11	18/12	4/1	2/6	25/22
#6/6 Notre Dame	38/41	47/51	85-92	(7)	32-65/37-67	.492/.552	6-19/5-9	.316/.556	15-21/13-18	.714/.722	33/35	(2)	18/19	16/13	6/2	8/6	19/18
WESTERN CAROLINA	56/15	45/28	101-43	+58	39-67/16-50	.582/.320	4-16/6-20	.250/.300	19-25/5-13	.760/.385	45/22	+23	18/14	12/24	4/2	16/4	13/23
#14/16 DUKE	38/27	34/25	72-52	+20	32-63/22-58	.508/.379	1-8/1-10	.125/.100	7-15/7-10	.467/.700	40/26	+14	16/14	12/13	3/6	7/9	9/18
COLL. OF CHARLESTON	34/10	35/33	69-43	+26	26-63/14-64	.413/.219	1-10/4-11	.100/.364	16-25/11-16	.640/688	52/38	+14	17/7	17/21	10/1	12/11	14/19
SAVANNAH STATE	56/23	43/15	99-38	+61	39-67/12-50	.582/.240	5-17/0-6	.294/.000	16-23/14-17	.696/824	38/32	+6	23/2	7/27	5/0	14/7	12/18
Temple	46/20	41/40	87-60	+27	36-67/20-75	.537/.267	8-20/8-16	.400/.500	7-15/12-16	.467/.750	47/46	+1	22/8	7/12	13/0	9/0	16/16
#22/21 TEXAS A&M	27/25	34/34	61-59	+2	24-59/24-69	.407/.348	3-9/5-16	.333/.313	10-18/6-10	.556/.600	42/38	+4	14/12	17/11	7/3	4/8	13/19
Ole Miss	35/28	53/34	88-62	+26	31-68/22-57	.456/.386	7-20/8-27	.350/.296	19-24/10-15	.792/.667	45/30	+15	24/12	5/11	5/3	8/4	14/17
#15/15 Missouri	29/35	45/48	74-83	(9)	27-58/27-48	.466/.563	6-18/8-13	.333/.615	14-20/21-28	.700/.750	26/34	(8)	12/20	10/18	4/2	9/2	26/20
AUBURN	42/25	29/38	71-63	+8	25-49/22-60	.510/.367	5-14/3-11	.357/.273	16-21/16-20	.762/.800	36/30	+6	15/6	20/12	9/2	6/10	13/19
#6/6 TENNESSEE	35/43	35/43	70-86	(16)	26-64/31-55	.406/.564	4-15/6-12	.267/.500	14-23/18-28	.609/643	28/41	(13)	4/16	10/18	3/5	11/5	20/17
Vanderbilt	48/40	47/42	95-82	+13	36-54/33-65	.667/.508	6-11/9-20	.545/.450	17-28/7-11	.607/636	31/23	+8	7/19	10/8	2/0	1/2	15/20
Kentucky	34/20	47/44	81-64	+17	32-53/24-62	.604/.387	6-12/5-17	.500/.294	11-18/11-15	.611/.733	34/27	+7	23/11	17/16	8/3	6/6	17/15
ARKANSAS	44/12	46/30	90-42	+48	32-75/18-67	.427/.269	4-20/2-16	.200/.125	22-31/4-10	.710/.400	62/31	+31	17/5	11/12	9/5	8/5	12/25
#11/11 MISSOURI	29/29	35/25	64-54	+10	20-58/22-55	.345/.400	7-18/7-19	.389/.368	17-24/3-6	.708/.500	39/33	+6	11/11	8/13	5/5	6/2	14/20
#1/1 UCONN	24/53	34/30	58-83	(25)	21-65/30-73	.323/.411	4-10/11-27	.400/.407	12-18/12-13	.667/.923	44/42	+2	6/18	16/10	8/8	5/5	14/18
#2/2 Mississippi State	28/29	25/38	53-67	(14)	20-53/22-60	.377/.367	3-9/6-14	.333/.429	10-17/17-23	.588/.739	36/40	(4)	5/10	17/8	7/5	4/5	23/17

Note: Game totals are displayed in the format TEAM/OPPONENT for each category



2017-18 South Carolina Basketball
South Carolina Combined Team Statistics (as of Feb 05, 2018)
vs Ranked



RECORD:	OVERALL	HOME	AWAY	NEUTRAL
ALL GAMES	4-5	3-2	1-2	0-1
CONFERENCE	2-3	2-1	0-2	0-0
NON-CONFERENCE	2-2	1-1	1-0	0-1

##	Player	gp-gs	min	avg	Total		3-Point		F-Throw		Rebounds				pf	dq	a	to	blk	stl	pts	avg
					fg-fga	fg%	3fg-fga	3fg%	ft-fa	ft%	off	def	tot	avg								
22	WILSON, A'ja	8-8	272	34.0	62-135	.459	1-2	.500	46-70	.657	35	63	98	12.3	19	1	14	24	25	6	171	21.4
52	HARRIS, Tyasha	9-9	314	34.9	43-97	.443	10-30	.333	22-31	.710	1	22	23	2.6	22	2	50	18	0	20	118	13.1
35	JENNINGS, Alexis	9-9	232	25.8	34-68	.500	0-2	.000	19-31	.613	31	30	61	6.8	23	0	5	19	9	11	87	9.7
11	SPANN, Lindsey	6-4	149	24.8	16-50	.320	12-39	.308	4-6	.667	0	9	9	1.5	11	0	5	3	1	3	48	8.0
04	CLINEY, Doniyah	9-9	302	33.6	28-77	.364	7-24	.292	9-17	.529	10	17	27	3.0	22	0	17	22	1	8	72	8.0
10	JACKSON, Bianca	9-5	250	27.8	21-46	.457	9-22	.409	8-10	.800	7	23	30	3.3	17	1	9	11	2	5	59	6.6
21	HERBERT HARRIGAN	9-1	117	13.0	16-39	.410	1-1	1.000	8-12	.667	7	12	19	2.1	16	1	2	10	10	3	41	4.6
24	GRISSETT, LeLe	9-0	106	11.8	11-28	.393	0-0	.000	7-10	.700	11	13	24	2.7	20	0	1	9	2	5	29	3.2
00	PATRICK, Victoria	8-0	51	6.4	2-11	.182	2-8	.250	0-2	.000	1	1	2	0.3	5	0	2	0	0	1	6	0.8
23	WILLIAMS, LaDazhia	4-0	7	1.8	0-1	.000	0-0	.000	0-0	.000	0	0	0	0.0	0	0	0	0	0	0	0	0.0
Team											16	20	36		2		2					
Total.....		9	1800		233-552	.422	42-128	.328	123-189	.651	119	210	329	36.6	157	5	105	118	50	62	631	70.1
Opponents.....		9	1800		242-548	.442	56-138	.406	122-165	.739	108	217	325	36.1	176	7	135	116	41	44	662	73.6

TEAM STATISTICS	SC	OPP
SCORING	631	662
Points per game	70.1	73.6
Scoring margin	-3.4	-
FIELD GOALS-ATT	233-552	242-548
Field goal pct	.422	.442
3 POINT FG-ATT	42-128	56-138
3-point FG pct	.328	.406
3-pt FG made per game	4.7	6.2
FREE THROWS-ATT	123-189	122-165
Free throw pct	.651	.739
F-Throws made per game	13.7	13.6
REBOUNDS	329	325
Rebounds per game	36.6	36.1
Rebounding margin	+0.4	-
ASSISTS	105	135
Assists per game	11.7	15.0
TURNOVERS	118	116
Turnovers per game	13.1	12.9
Turnover margin	-0.2	-
Assist/turnover ratio	0.9	1.2
STEALS	62	44
Steals per game	6.9	4.9
BLOCKS	50	41
Blocks per game	5.6	4.6
ATTENDANCE	72681	25830
Home games-Avg/Game	5-14536	3-8041
Neutral site-Avg/Game	-	1-1707

Date	Opponent		Score	Att.
11/13/17	at #15/13 Maryland	W	94-86	8677
@ 11/26/17	vs #6/6 Notre Dame	L	85-92	1707
12/03/17	#14/16 DUKE	W	72-52	13054
* 12/31/17	#22/21 TEXAS A&M	W	61-59	13431
* 01/07/18	at #15/15 Missouri	L	74-83	4652
* 01/14/18	#6/6 TENNESSEE	L	70-86	14763
* 01/28/18	#11/11 MISSOURI	W	64-54	13433
02/01/18	#1/1 UCONN	L	58-83	18000
* 02/05/18	at #2/2 Mississippi State	L	53-67	10794

* = Conference game

@ = Gulf Coast Showcase (Estero, Fla.)

Score by Periods	1st	2nd	3rd	4th	Totals
South Carolina	181	118	159	173	631
Opponents	145	173	162	182	662



2017-18 South Carolina Basketball
South Carolina Combined Team Statistics (as of Feb 05, 2018)
Conference games only



RECORD:	OVERALL	HOME	AWAY	NEUTRAL
ALL GAMES	7-3	4-1	3-2	0-0
CONFERENCE	7-3	4-1	3-2	0-0
NON-CONFERENCE	0-0	0-0	0-0	0-0

##	Player	gp-gs	min	avg	Total		3-Point		F-Throw		Rebounds				pf	dq	a	to	blk	stl	pts	avg
					fg-fga	fg%	3fg-fga	3fg%	ft-fga	ft%	off	def	tot	avg								
22	WILSON, A'ja	8-7	243	30.4	65-120	.542	2-3	.667	38-58	.655	32	65	97	12.1	21	1	13	16	32	5	170	21.3
52	HARRIS, Tyasha	10-10	329	32.9	48-101	.475	10-31	.323	23-35	.657	5	29	34	3.4	20	1	68	19	0	18	129	12.9
35	JENNINGS, Alexis	10-10	265	26.5	46-74	.622	1-1	1.000	33-46	.717	27	45	72	7.2	27	0	9	20	10	10	126	12.6
04	CLINEY, Doniyah	10-10	339	33.9	33-87	.379	3-16	.188	20-28	.714	9	16	25	2.5	21	0	19	22	4	8	89	8.9
11	SPANN, Lindsey	7-4	141	20.1	20-51	.392	15-40	.375	1-2	.500	0	5	5	0.7	9	0	2	7	0	2	56	8.0
10	JACKSON, Bianca	10-6	287	28.7	21-60	.350	11-30	.367	14-19	.737	9	27	36	3.6	20	1	11	12	2	7	67	6.7
24	GRISSETT, LeLe	10-2	162	16.2	16-33	.485	0-0	.000	12-20	.600	17	25	42	4.2	27	0	3	14	3	7	44	4.4
21	HERBERT HARRIGAN	7-1	86	12.3	12-29	.414	1-1	1.000	5-8	.625	4	14	18	2.6	13	0	3	8	6	3	30	4.3
00	PATRICK, Victoria	10-0	118	11.8	10-30	.333	8-24	.333	4-8	.500	3	3	6	0.6	5	0	4	6	0	3	32	3.2
23	WILLIAMS, LaDazhia	7-0	30	4.3	2-6	.333	0-0	.000	0-0	.000	4	3	7	1.0	2	0	0	0	2	0	4	0.6
Team											16	21	37		2		1					
Total.....		10	2000		273-591	.462	51-146	.349	150-224	.670	126	253	379	37.9	167	3	132	125	59	63	747	74.7
Opponents.....		10	2000		245-598	.410	59-165	.358	113-166	.681	118	209	327	32.7	189	5	122	127	33	49	662	66.2

TEAM STATISTICS	SC	OPP	Date	Opponent	Score	Att.
SCORING	747	662	* 12/31/17	#22/21 TEXAS A&M	w 61-59	13431
Points per game	74.7	66.2	* 01/04/18	at Ole Miss	w 88-62	1018
Scoring margin	+8.5	-	* 01/07/18	at #15/15 Missouri	L 74-83	4652
FIELD GOALS-ATT	273-591	245-598	* 01/11/18	AUBURN	w 71-63	12011
Field goal pct	.462	.410	* 01/14/18	#6/6 TENNESSEE	L 70-86	14763
3 POINT FG-ATT	51-146	59-165	* 01/18/18	at Vanderbilt	w 95-82	2231
3-point FG pct	.349	.358	* 01/21/18	at Kentucky	w 81-64	6521
3-pt FG made per game	5.1	5.9	* 01/25/18	ARKANSAS	w 90-42	12844
FREE THROWS-ATT	150-224	113-166	* 01/28/18	#11/11 MISSOURI	w 64-54	13433
Free throw pct	.670	.681	* 02/05/18	at #2/2 Mississippi State	L 53-67	10794
F-Throws made per game	15.0	11.3				
REBOUNDS	379	327				
Rebounds per game	37.9	32.7				
Rebounding margin	+5.2	-				
ASSISTS	132	122				
Assists per game	13.2	12.2				
TURNOVERS	125	127				
Turnovers per game	12.5	12.7				
Turnover margin	+0.2	-				
Assist/turnover ratio	1.1	1.0				
STEALS	63	49				
Steals per game	6.3	4.9				
BLOCKS	59	33				
Blocks per game	5.9	3.3				
ATTENDANCE	66482	25216				
Home games-Avg/Game	5-13296	5-5043				
Neutral site-Avg/Game	-	0-0				

* = Conference game
 @ = Gulf Coast Showcase (Estero, Fla.)

Score by Periods	1st	2nd	3rd	4th	Totals
South Carolina	196	155	200	196	747
Opponents	133	153	208	168	662



2017-18 South Carolina Basketball
South Carolina Combined Team Statistics (as of Feb 05, 2018)
All games



RECORD:	OVERALL	HOME	AWAY	NEUTRAL
ALL GAMES	18-5	10-2	6-2	2-1
CONFERENCE	7-3	4-1	3-2	0-0
NON-CONFERENCE	11-2	6-1	3-0	2-1

##	Player	gp-gs	min	avg	Total		3-Point		F-Throw		Rebounds				pf	dq	a	to	blk	stl	pts	avg
					fg-fga	fg%	3fg-fga	3fg%	ft-fga	ft%	off	def	tot	avg								
22	WILSON, A'ja	21-20	607	28.9	178-325	.548	5-11	.455	117-169	.692	74	169	243	11.6	42	1	34	47	76	21	478	22.8
35	JENNINGS, Alexis	23-23	583	25.3	109-177	.616	1-6	.167	61-87	.701	63	105	168	7.3	50	0	21	37	23	21	280	12.2
52	HARRIS, Tyasha	23-22	737	32.0	96-214	.449	18-68	.265	45-63	.714	7	65	72	3.1	39	2	147	52	2	57	255	11.1
11	SPANN, Lindsey	14-11	343	24.5	53-111	.477	37-80	.463	8-11	.727	1	15	16	1.1	22	0	22	18	1	7	151	10.8
04	CLINEY, Doniyah	23-23	677	29.4	71-173	.410	12-47	.255	29-42	.690	28	46	74	3.2	50	0	49	46	6	28	183	8.0
10	JACKSON, Bianca	23-12	641	27.9	57-136	.419	25-64	.391	22-29	.759	22	61	83	3.6	45	1	43	26	8	22	161	7.0
21	HERBERT HARRIGAN	20-1	313	15.7	50-102	.490	2-6	.333	30-41	.732	16	46	62	3.1	40	1	12	18	23	9	132	6.6
24	GRISSETT, LeLe	23-3	318	13.8	41-83	.494	0-0	.000	29-55	.527	35	48	83	3.6	53	0	11	30	5	18	111	4.8
00	PATRICK, Victoria	22-0	262	11.9	16-64	.250	13-52	.250	4-8	.500	5	7	12	0.5	16	0	13	10	0	6	49	2.2
23	WILLIAMS, LaDazhia	18-0	119	6.6	9-26	.346	2-3	.667	5-16	.313	14	12	26	1.4	16	0	1	6	4	2	25	1.4
Team											44	52	96		2		3					
Total.....		23	4600		680-1411	.482	115-337	.341	350-521	.672	309	626	935	40.7	375	5	353	293	148	191	1825	79.3
Opponents.....		23	4601		511-1388	.368	122-346	.353	268-384	.698	283	476	759	33.0	457	16	268	349	72	119	1412	61.4

TEAM STATISTICS	SC	OPP	Date	Opponent	Score	Att.
SCORING	1825	1412	11/10/17	ALABAMA STATE	w 99-31	13723
Points per game	79.3	61.4	11/13/17	at #15/13 Maryland	w 94-86	8677
Scoring margin	+18.0	-	11/16/17	at Clemson	w 66-36	1589
FIELD GOALS-ATT	680-1411	511-1388	11/19/17	WOFFORD	w 94-60	12471
Field goal pct	.482	.368	@ 11/24/17	vs Rutgers	w 78-68	1207
3 POINT FG-ATT	115-337	122-346	@ 11/25/17	vs St. John's	w 76-58	1537
3-point FG pct	.341	.353	@ 11/26/17	vs #6/6 Notre Dame	L 85-92	1707
3-pt FG made per game	5.0	5.3	11/30/17	WESTERN CAROLINA	w 101-43	12020
FREE THROWS-ATT	350-521	268-384	12/03/17	#14/16 DUKE	w 72-52	13054
Free throw pct	.672	.698	12/05/17	COLL. OF CHARLESTON	w 69-43	11732
F-Throws made per game	15.2	11.7	12/17/17	SAVANNAH STATE	w 99-38	13345
REBOUNDS	935	759	12/21/17	at Temple	w 87-60	3185
Rebounds per game	40.7	33.0	* 12/31/17	#22/21 TEXAS A&M	w 61-59	13431
Rebounding margin	+7.7	-	* 01/04/18	at Ole Miss	w 88-62	1018
ASSISTS	353	268	* 01/07/18	at #15/15 Missouri	L 74-83	4652
Assists per game	15.3	11.7	* 01/11/18	AUBURN	w 71-63	12011
TURNOVERS	293	349	* 01/14/18	#6/6 TENNESSEE	L 70-86	14763
Turnovers per game	12.7	15.2	* 01/18/18	at Vanderbilt	w 95-82	2231
Turnover margin	+2.4	-	* 01/21/18	at Kentucky	w 81-64	6521
Assist/turnover ratio	1.2	0.8	* 01/25/18	ARKANSAS	w 90-42	12844
STEALS	191	119	* 01/28/18	#11/11 MISSOURI	w 64-54	13433
Steals per game	8.3	5.2	02/01/18	#1/1 UCONN	L 58-83	18000
BLOCKS	148	72	* 02/05/18	at #2/2 Mississippi State	L 53-67	10794
Blocks per game	6.4	3.1				
ATTENDANCE	160827	43118				
Home games-Avg/Game	12-13402	8-4833				
Neutral site-Avg/Game	-	3-1484				

* = Conference game
 @ = Gulf Coast Showcase (Estero, Fla.)

Score by Periods	1st	2nd	3rd	4th	Totals
South Carolina	498	399	476	452	1825
Opponents	296	316	403	397	1412