



SOUTH CAROLINA MEN'S BASKETBALL



OPENING TIP

GAME 18
Date: Wednesday, Jan. 22, 2014
Tipoff: 8 p.m. ET
Location: Athens, Ga.
Arena: Stegeman Coliseum (10,523)
Series: Georgia leads 52-48 (UGA leads 31-15 in Athens)
Last Meeting: Georgia win, 62-54 (OT), on Feb. 23, 2013 in Athens, Ga.
Broadcast: SEC TV
Talent: Dave Neal (pxp), Kyle Macy (analyst)
Radio: Gamecock Radio Network/107.5 The Game in Columbia
Sirius: N/A; **XM:** N/A
Talent: Andy Demetra (pxp), Casey Manning (analyst)
Tickets: www.GeorgiaDogs.com
Live Stats: www.GamecocksOnline.com

2013-14 SCHEDULE

DATE	OPPONENT (TV)	TIME/RESULT
N. 3	USC Aiken (exhib.)	W, 84-72
N. 9	Longwood	W, 82-44
N. 12	at No. 23/25 Baylor \$ (ESPN)	L, 66-64
N. 17	at Clemson (ESPN3)	L, 71-57
N. 24	FIU (SPSO/FSCR)	W, 84-72
D. 6	at No. 9/11 Oklahoma State ! (ESPNU)	L, 79-52
D. 17	Manhattan	L, 86-68
D. 19	USC Upstate (SPSO/FSCR)	L, 74-68
D. 22	vs. Saint Mary's % (ESPNU)	W, 78-71
D. 23	Boise State % (ESPN2)	L, 80-54
D. 25	Akron % (ESPN2)	W, 69-59
D. 28	Akron (ESPN)	W, 78-45
D. 30	Marshall (CSS)	W, 92-65
J. 3	SC State (SPSO/FSCR)	W, 82-75
J. 8	at No. 10/11 Florida* (CSS)	L, 74-58
J. 11	LSU* (SECTV)	L, 71-68
J. 15	at Texas A&M* (SECTV)	L, 75-67
J. 18	Ole Miss* (FSN)	L, 75-74
J. 22	at Georgia* (SECTV)	8 p.m.
J. 25	at Missouri* (SECTV)	4 p.m.
J. 29	Texas A&M* (ESPN3)	7 p.m.
F. 1	at Ole Miss* (SECTV)	1:30 p.m.
F. 5	Auburn* (ESPN3)	7:30 p.m.
F. 8	at Tennessee* (ESPNU)	3 p.m.
F. 12	Vanderbilt* (SECTV)	8 p.m.
F. 15	Alabama* (SECTV)	4 p.m.
F. 19	at Arkansas* (CSS)	9 p.m.
F. 22	Georgia* (SECTV)	1:30 p.m.
F. 26	at Auburn* (FSN)	9 p.m.
M. 1	Kentucky* (ESPN2)	6 p.m.
M. 4	Florida* (ESPN)	7 p.m.
M. 8	at Mississippi State* (SECTV)	4 p.m.
M.	at SEC Tournament (Atlanta, Ga.)	TBA

All home games in **bold** | All times listed Eastern
 * indicates SEC contest | + indicates exhibition | **SPSO/FSCR** - SportSouth/Fox Sports Carolinas | **SECTV**-SEC TV | **CSS**- CharterSports SE | **FSN** - Fox Sports | \$ - ESPN College Hoops Marathon (Waco, Texas) | ! - Big 12/SEC Challenge (Stillwater, Okla.) | % - Hawaiian Airlines Diamond Head Classic (Honolulu, HI.)



SOUTH CAROLINA
GAMECOCKS
(7-10, 0-4 SEC)

- VS -

GEORGIA
BULLDOGS
(9-7, 3-1 SEC)



Ranking: AP/Coaches (-/-)
Head Coach: Frank Martin
Record at SC: 21-28 (2nd)
Career Rec.: 138-82 (7th)
vs. UGA: 0-2
SID: Emily Feeny

Stat Leaders (per game):
Points: Thornwell (12.0)
Rebounds: Kacinas (5.1)
Assists: Notice (3.0)
Blocks: Carrera (1.0)
Steals: Carrera (1.1)

Ranking: AP/Coaches (-/-)
Head Coach: Mark Fox
Record at UGA: 74-70 (5th)
Career Rec.: 194-110 (10th)
vs. SC: 7-1
SID: Tim Hix

Stat Leaders (per game):
Points: Mann (13.3)
Rebounds: Thornton (5.6)
Assists: Mann (2.9)
Blocks: Williams (1.4)
Steals: Mann (1.4)

PROBABLE STARTERS

South Carolina	Ht.	Wt.	Yr.	Hometown	PPG	RPG	MPG
G - #0 Sindarius Thornwell	6-5	206	Fr.	Lancaster, S.C.	12.0	3.9	26.6
G - #1 Brenton Williams	5-11	172	Sr.	Kissimmee, Fla.	11.1	1.9	24.5
G - #10 Duane Notice	6-2	221	Fr.	Woodbridge, Ontario	6.5	2.4	20.9
F - #14 Laimonas Chatkevicius	6-11	250	So.	Klaipeda, Lithuania	4.2	3.2	10.5
F - #32 Desmond Ringer	6-9	255	Fr.	McDonough, Ga.	3.0	2.5	12.7

Georgia	Ht.	Wt.	Yr.	Hometown	PPG	RPG	MPG
G - #4 Charles Mann	6-5	210	So.	Alpharetta, Ga.	13.3	3.4	30.1
G - #12 Kenny Gaines	6-3	195	So.	Atlanta, Ga.	11.9	2.4	27.9
F - #2 Marcus Thornton	6-8	235	R-Jr.	Atlanta, Ga.	7.3	5.6	23.6
F - #15 Donte Williams	6-9	225	Sr.	Ellenwood, Ga.	5.7	5.3	23.3
F - #31 Brandon Morris	6-7	215	So.	Lithonia, Ga.	8.7	3.7	23.6

TODAY'S GAME

South Carolina searches for its first SEC victory of the season when it travels to Georgia on Wednesday for a mid-week matchup on the road with the Bulldogs. UGA has won three straight games in the series and has won the last four in Athens. Wednesday's contest will be broadcast on SEC TV.


















CAROLINA QUICK HITS

- South Carolina is in its 106th season of basketball.
- The Gamecocks are led by Frank Martin in his second year. Matt Figger is the associate head coach, and Perry Clark and Lamont Evans are assistant coaches. Andy Assaley is in his second year as the director of operations for the Gamecocks.
- The Gamecocks are in their 23rd season of competition in the Southeastern Conference in 2014. Carolina owns a 133-225 (.371) all-time record in SEC play.
- Frank Martin owns a 54-50 (.519) all-time record in conference play.
- It was announced on Jan. 16 that junior guard Tyrone Johnson suffered a right foot fracture in the Jan. 15 game at Texas A&M, which required surgery. Johnson is out indefinitely. The Plainfield, N.J., native has played in 16 contests this season for Carolina, averaging 11.2 points and a team best 3.4 assists per game. He tallied 11 double-figure scoring games and 11 games with at least three assists prior to his injury.
- After hitting 15-of-15 from the free throw line last week combined at A&M and vs. Ole Miss, senior guard Brenton Williams now qualifies for ranking in the NCAA statistics (min. 2.5 makes per game), and leads the nation in free throw percentage at 98 percent (48-of-49). He has missed just one free throw dating back to the Feb. 28, 2013 game vs. Missouri.
- The Gamecocks held a 10-point lead at halftime against Ole Miss, but the Rebels came back to out-score the Gamecocks 48-37 in the second half and claim a 75-74 win last Saturday at Colonial Life Arena. Freshman guard Sindarius Thornwell posted the first double-double of his career with teams highs of 24 points and 11 rebounds in the game. Senior guard Brenton Williams did not hit a basket in the contest, but was a perfect 9-of-9 from the free throw line, including making three from the line with just six seconds to play to pull the Gamecocks within one of the Rebels at the time.
- Sophomore forward Laimonas Chatkevicius earned his first start of the 2013-14 campaign against Ole Miss and hit 6-of-7 attempts from the field to match his career high of 12 points in the game. He also blocked two shots and collected one steal. Freshman forward Desmond Ringer also earned the first start of his career in the game.
- The Gamecocks fell to 0-3 in conference play on Jan. 15 with a 75-67 loss at Texas A&M. The Gamecocks led by as many as 11 in the opening half, but the Aggies out-scored Carolina 37-28 in the second half en route to the victory. Foul trouble once again plagued Carolina, with several players' minutes limited due to fouls, especially early in the second



SOUTH CAROLINA GAMECOCKS

OVERALL: 7-10; SEC: 0-4; HOME: 5-4; AWAY: 0-5; NEUTRAL: 2-1

0		SINDARIUS THORNWELL - Fr. - G - 6-5 - 206 - Lancaster, S.C.	MIN	PTS	RBS	AST	FG%	3FG%	FT%	<ul style="list-style-type: none"> Season high 25 points vs. LSU, 2 assists, 1 block, 1 steal Named SEC Freshman of the Week on Jan. 13, 17.5 ppg vs. UF, LSU First-career double-double with teams highs 24 points, 11 rebounds vs. Ole Miss
1		BRENTON WILLIAMS - Sr. - G - 5-11 - 172 - Kissimmee, Fla.	MIN	PTS	RBS	AST	FG%	3FG%	FT%	<ul style="list-style-type: none"> Holds South Carolina record for consecutive free throws made with 50, missed first free throw since Feb. 28, 2013, vs. LSU on Jan. 11 Team high 14 points, in 36 minutes played, at Texas A&M Scored 9 points from free throw line vs. Ole Miss, 0-10 from the field
4		TYRONE JOHNSON - Jr. - G - 6-3 - 194 - Plainfield, N.J.	MIN	PTS	RBS	AST	FG%	3FG%	FT%	<ul style="list-style-type: none"> 17 points in win vs. SC State, 5-of-7 from foul line/3-of-5 from line in final 5 min. Scored 15 points vs. LSU off bench/6th game this season with 15+ points Suffered right foot fracture at Texas A&M, which required surgery. Johnson is out indefinitely.
5		JAYLEN SHAW - Fr. - G - 6-0 - 182 - Hartsville, S.C.	MIN	PTS	RBS	AST	FG%	3FG%	FT%	<ul style="list-style-type: none"> Burst onto the scene, scoring 16 points off the bench, hitting 6-of-10 attempts overall and 4-of-7 from 3-point range in win vs. FIU; also five assists in 26 minutes played 9 points and three assists in 24 minutes vs. Ole Miss
10		DUANE NOTICE - Fr. - G - 6-2 - 221 - Woodbridge, Ontario	MIN	PTS	RBS	AST	FG%	3FG%	FT%	<ul style="list-style-type: none"> 12 points, 5 assists against just one turnover at A&M; also 1 block, 1 steal Scored four points, with four assists and three rebounds vs. Ole Miss Will assume the majority of point guard duties with the injury to Johnson
12		AUSTIN CONSTABLE - So. - G - 5-11 - 180 - West Chester, Pa.	MIN	PTS	RBS	AST	FG%	3FG%	FT%	<ul style="list-style-type: none"> Walk-on guard who saw limited action last season as a freshman 1,000-point scorer during high school career at Henderson High School Saw action late vs. Akron on Dec. 28 and vs. Marshall
14		LAIMONAS CHATKEVICIUS - So. - F - 6-11 - 250 - Klaipeda, Lithuania	MIN	PTS	RBS	BLK	FG%	3FG%	FT%	<ul style="list-style-type: none"> Six point, six rebounds and one steal in 12 min. vs. Upstate Career high 12 points in win vs. Saint Mary's, including 11 pts in 2nd half Scored 8 points and four rebounds in 10 minutes at Texas A&M First start of the season vs. Ole Miss/12 points, two blocks
15		REGGIE THEUS JR. - Fr. - F - 6-6 - 210 - Los Angeles, Calif.	MIN	PTS	RBS	AST	FG%	3FG%	FT%	<ul style="list-style-type: none"> Son of Reggie Theus, current coach at Cal State Northridge, and former NBA All-Star Scored first points of career vs. Boise State 3 points and 3 rebounds in win vs. Marshall
20		JUSTIN MCKIE - Fr. - G - 6-4 - 195 - Columbia, S.C.	MIN	PTS	RBS	BLK	FG%	3FG%	FT%	<ul style="list-style-type: none"> Son of Gamecock great BJ McKie 3 points and four rebounds vs. Marshall Played a season high 11 minutes at A&M, scoring five points, collecting three rebounds and a steal
21		DEMETRIUS HENRY - Fr. - F - 6-9 - 215 - Miami, Fla.	MIN	PTS	RBS	BLK	FG%	3FG%	FT%	<ul style="list-style-type: none"> Foul trouble vs. Marshall, 12 points in 14 minutes hitting 6-of-7 from floor First-career double-double vs. SC State, 10 points, 11 rebounds 2 fouls in first 2 min 20 seconds vs. LSU, played just 5 min. due to fouls Four points, two rebounds and two assists at Texas A&M
23		BRUCE ELLINGTON - Sr. - G - 5-9 - 196 - Moncks Corner, S.C.	MIN	PTS	RBS	AST	FG%	3FG%	FT%	<ul style="list-style-type: none"> Declared for the NFL Draft and will not complete his senior season with the Gamecock basketball team. 80 career games played, 66 starts. Scored 893 points for an 11.3 points per game average.. Averaged 3.0 assists, 2.7 rebounds and 1.0 steals in 30.4 minutes per game.
24		MICHAEL CARRERA - So. - F - 6-5 - 212 - Anzoátegui, Venezuela	MIN	PTS	RBS	BLK	FG%	3FG%	FT%	<ul style="list-style-type: none"> 8 points and career high 4 blocks in win vs. Marshall Scored five points, with two blocks and two steals vs. LSU 7 points and career high 4 steals in 11 minutes at Texas A&M 8 points, 6 rebounds and 3 steals vs. Ole Miss
25		MINDAUGAS KACINAS - So. - F - 6-7 - 210 - Klaipeda, Lithuania	MIN	PTS	RBS	BLK	FG%	3FG%	FT%	<ul style="list-style-type: none"> First double-double of the season with 13 points, 12 rebounds at Clemson 11 points, 5-of-5 from free throw line, vs. Akron on Dec. 28 4 points, 5 rebounds and two assists vs. Marshall Pulled down 9 rebounds in win vs. SC State
32		DESMOND RINGER - Fr. - F - 6-9 - 255 - McDonough, Ga.	MIN	PTS	RBS	BLK	FG%	3FG%	FT%	<ul style="list-style-type: none"> 7 points, four rebounds at Florida 2 points, five rebounds vs. LSU Solid at A&M, season high 9 points, matched season high 7 rebs./2 assists Earned first-career start vs. Ole Miss
35		BRIAN STEELE - So. - F - 6-5 - 200 - Greenville, S.C.	MIN	PTS	RBS	AST	FG%	3FG%	FT%	<ul style="list-style-type: none"> Hit first 3 of the season vs. Boise State Fouled out of Marshall contest, but played extremely tough, dishing one assist Did not dress for the game at Texas A&M after getting hit in the eye at pre-game shoot around.

INTERVIEW POLICIES

All interview requests must be made in advance to SID Emily Feeney in the South Carolina Media Relations Office. Beginning with the start of practice in October, Feeney will release a weekly coach and student-athlete availability schedule to media on Mondays.

Post-Game Interview Policy: After each home game, the visiting coach will address the media first, followed by South Carolina student-athletes then South Carolina head coach Frank Martin. (Depending on deadline, this may be altered on a game-by-game basis).

Road Interview Policy: Interviews with Coach Martin while on the road will be scheduled according to the home post-game media procedure. No student-athlete interviews are allowed until after the game once the team leaves Columbia.

All interviews are to be coordinated through the Media Relations Office. This allows the staff to arrange the interview when it best suits the student-athlete's and the reporter's schedules. Please contact the Media Relations Office in advance to make your interview requests. Media are not permitted to contact student-athletes on their own at any time.

All interviews will take place at the designated media interview site for that day as listed in the weekly availability schedule or in the Media Relations Office.

Dormitory, apartment and cell phone numbers for student-athletes will not be provided to the media. Should you need to conduct a telephone interview with a student-athlete, a call will be placed to you from the student-athlete at a mutually agreeable time.

SOUTH CAROLINA MEDIA RELATIONS



Emily Feeney, primary contact
Associate Director
cell: 803-727-3284
e-mail: efeeney@mailbox.sc.edu
Twitter: @EmilyFeeneySID

Website: www.GamecocksOnline.com

Facebook: www.Facebook.com/gamecocksonline

Twitter: @GamecockMBB

STAT COMPARISON

	SC	GEORGIA
Record	7-10	9-7
Conference Record	0-4	3-1
Current Streak	L4	W1
Scoring Avg.	70.3	69.6
Opponent Scoring Avg.	69.5	68.1
Scoring Margin	+0.8	+1.5
Field Goal %	.431	.449
Opponent Field Goal %	.427	.400
3-Point Field Goal %	.357	.319
Opponent 3-Point Field Goal %	.296	.342
3-Point Field Goal Made PG	5.0	4.1
3-Point Field Goal Attempts PG	14.0	12.8
Free Throw %	.688	.657
Opponent Free Throw %	.688	.732
Rebounding Avg.	35.7	37.7
Opponent Rebounding Avg.	32.1	32.7
Rebounding Margin	+3.6	5.0
Turnovers Avg.	14.6	13.1
Opponent Turnover Avg.	14.2	10.8
Assists Avg.	13.2	9.7
Blocks Avg.	3.7	5.3
Steals Avg.	6.2	5.1

WEEKLY MEDIA AVAILABILITY (JAN 19-25)

SUNDAY Jan. 19	MONDAY Jan. 20	TUESDAY Jan. 21	WEDNESDAY Jan. 22	THURSDAY Jan. 23	FRIDAY Jan. 24	SATURDAY Jan. 25
No availability	No availability SEC Teleconference SC at 11:14 a.m.	Martin Press Conference Noon CLAMedia Rm.	at Georgia Athens, Ga. 8 p.m. ET SEC TV	No availability Frank Martin Carolina Calls 7 p.m. ET	No availability	at Missouri Columbia, Mo. 4 p.m. ET SEC TV

* All practices are closed • please contact SID Emily Feeney for all media requests

A SOUTH CAROLINA WIN WOULD ...

- Snap a four-game losing streak for the Gamecocks, which is the longest winless streak for Carolina this season.
- Be Carolina's first win over Georgia in Athens since March 7, 2009, and the first win overall against the Bulldogs since February 15, 2012.

half. Senior guard Brenton Williams led the team with 14 points, his eighth-straight double-digit scoring game, while freshman guard Duane Notice added 12 points and five assists.

■ The Gamecocks suffered a 71-68 decision to visiting LSU in the SEC home opener last Saturday at Colonial Life Arena. The Gamecocks put together a 9-0 run late in the second half after trailing by as many as 14, but LSU was able to hold on for the victory. Freshman guard Sindarius Thornwell scored a season high 25 points on 9-of-13 shooting from the field and a 6-of-9 mark from the free throw line. Thornwell's 25-point effort marked the first time a Gamecock freshman has tallied 25 points in an SEC contest. He tallied 13 points in the first half alone. The Tigers out-rebounded the Gamecocks 42-32, the second-largest margin this season for a Carolina opponent in the category.

■ For his play during the opening week of league play vs. 10th-ranked Florida and LSU, Thornwell was named the SEC Freshman of the Week. He averaged 17.5 points and 4.5 rebounds, hitting 66.7 percent from the field in the two games. It is the first-career weekly honor for Thornwell.

■ In overall games, South Carolina ranks sixth in the SEC in free throw percentage (68.8), third in 3-point field goal percentage (35.7), third in 3-point field goal percentage defense (31st in the country) (30.1) and fourth in offensive rebounds per game (13.3).

■ South Carolina suffered a 74-58 loss on the road to 10th-ranked Florida in the SEC opener for both schools on Jan. 8. The Gamecocks were unable to find the basket until the middle of the first half, and the Gators used a 14-1 run to open the contest to open up a 13-point lead at the half. South Carolina responded during the second 20 minutes of action, hitting 54.5% (12-22) from the field in the half, but Florida scored 40 points in the paint, compared to 16 from the Gamecocks and closed the 16-point victory. Junior guard Ty Johnson led the Gamecocks off the bench with 12 points, his third-straight game leading Carolina in point production off the bench. Senior guard Brenton Williams, a Kissimmee, Fla., native posted his sixth-straight double-figure scoring contest with 10 points.

■ Entering Saturday's contest vs. Ole Miss, South Carolina's strength of schedule ranks 33rd in the country according to CBSports.com and 24th according to ESPN.com.

■ South Carolina posted an 82-75 win over SC State last Friday in the final non-conference contest of the regular season for the Gamecocks. Four scored in double figures led by Williams' 19 points, while Johnson added 17, Notice 13 and rookie forward Demetrius Henry earned his first double-double of the year with 10 points and a game-high 11 rebounds.

■ South Carolina posted a 92-65 victory over visiting Marshall on Dec. 30, behind team-highs of 18 points from both Williams and Johnson. The 92 points scored by Carolina were the most this season, and the most since scoring 91 last season in a victory over Jacksonville on Dec. 7, 2012. The Gamecocks shot 51.5 percent (34-66) in the contest, while holding the Thundering Herd to just 37.8 percent (17-

45) from the field.

■ Williams set a new South Carolina record for consecutive free throws made when he hit his lone attempt from the line for one of his 18 points vs. Marshall. Williams hit 50 straight free throws dating back to last season to hold the record. He missed his first free throw attempt of the season on Jan. 11 vs. LSU. He broke a record held by John Roche since the 1969-70 campaign.

■ Carolina earned third place at the Diamond Head Classic with victories over Saint Mary's and Akron.

■ Notice out-scored his own season high in each successive game in Hawaii. He began tournament play with 11 points vs. Saint Mary's, before posting 13 against Boise State and 15 against Akron. For the tournament, Notice hit 59.3 percent (16-27) from the field, averaging 2.7 rebounds and 1.7 assists per game.

■ South Carolina snapped a three-game losing streak when it earned an impressive 78-71 win over Saint Mary's on Dec. 22 in the opening round of the Hawaiian Airlines Diamond Head Classic in Honolulu. Four Gamecocks scored in double-figures, led by Johnson's 16 points. Freshman guard Sindarius Thornwell added 13, Notice netted a then-season high 11 and sophomore forward Laimonas Chatkevicius posted a career high 12, including 11 in the second half.

■ The Gamecocks shot 58.3 percent (28-48) from the field vs. Saint Mary's, the best percentage for Carolina this season, and the best percentage from the floor since hitting 57.7 percent last season in a win vs. Arkansas on Jan. 26, 2013.

■ The Gamecocks will hold a young roster this season, welcoming seven freshmen to Columbia in forwards Demetrius Henry, Desmond Ringer, Reggie Theus Jr., and guards Duane Notice, Justin McKie, Jaylen Shaw and Sindarius Thornwell. Transfer guard Ty Johnson joined the program last January via Villanova.

■ Johnson received word prior to the Nov. 9 season opener that he had been granted a waiver from the NCAA allowing him to compete effective immediately. Johnson has been eligible to practice since he transferred to South Carolina from Villanova in January 2013.

SCOUTING GEORGIA

Georgia enters Wednesday's matchup in Athens with a 9-7 overall record, which includes a 3-1 mark in SEC games with victories at Missouri, vs. Alabama and most recently an overtime win vs. Arkansas on Saturday ... The Bulldogs are 8-1 in home games this season, averaging 71.1 points per game in those contests ... Sophomore guard Charles Mann leads the team with 13.3 points per game; he also dishes a team best 2.9 assists per contest ... Mann was named the Jan. 13 SEC Player of the Week after leading UGA with 18 points in the win at Missouri and 22 points in a home win vs. Alabama ... Junior forward Marcus Thornton paces the team with 5.6 rebounds per contest ... The Bulldogs rank fifth in the SEC with 5.3 blocked shots per game, and seventh in offensive rebounds per game with 12.3 ... The Bulldogs are led by head coach Mark Fox in his fifth season.

► ASSOCIATED PRESS TOP 25

Jan. 20, 2014

Rk.	Team	Record	Pts.
1	Arizona (61)	18-0	1,621
2	Syracuse (4)	18-0	1,559
3	Michigan State	17-1	1,497
4	Villanova	16-1	1,377
5	Wichita State	19-0	1,368
6	Florida	15-2	1,303
7	San Diego State	16-1	1,211
8	Kansas	13-4	1,117
9	Wisconsin	16-2	1,074
10	Iowa	15-3	1,041
11	Oklahoma State	15-3	971
12	Louisville	16-3	804
13	Massachusetts	16-1	781
14	Kentucky	13-4	769
15	Cincinnati	17-2	736
16	Iowa State	14-3	644
17	Ohio State	15-3	549
18	Duke	14-4	447
19	Saint Louis	17-2	421
20	Pittsburgh	16-2	419
21	Michigan	13-4	362
22	Kansas State	14-4	221
23	Memphis	13-4	201
24	Baylor	13-4	170
25	Oklahoma	14-4	111

Others receiving votes: Creighton 98, Connecticut 62, Gonzaga 59, California 44, Colorado 26, UCLA 23, Harvard 12, George Washington 8, Missouri 6, Texas 5, Xavier 4, Southern Methodist 2, Virginia 1, New Mexico 1

Dropped from rankings: Creighton 20, Colorado 21, UCLA 25

► ESPN/USA TODAY TOP 25

Jan. 20, 2014

Rk.	Team	Record	Pts.
1	Arizona (30)	17-0	798
1	Arizona (30)	18-0	798
2	Syracuse (2)	18-0	769
3	Michigan State	17-1	736
4	Wichita State	19-0	695
5	Villanova	16-1	657
6	Florida	15-2	639
7	San Diego State	16-1	594
8	Wisconsin	16-2	506
9	Louisville	16-3	493
10	Iowa	15-3	455
11	Kansas	13-4	454
12	Massachusetts	16-1	444
12	Oklahoma State	15-3	444
14	Kentucky	13-4	371
15	Ohio State	15-3	326
16	Cincinnati	17-2	253
17	Iowa State	14-3	246
18	Duke	14-4	245
19	Pittsburgh	16-2	218
20	Saint Louis	17-2	176
21	Gonzaga	16-3	140
22	Memphis	13-4	134
23	Baylor	13-4	129
24	Creighton	15-3	99
25	Oklahoma	14-4	88
25	Michigan	13-4	88

Others receiving votes: Kansas State 81, California 23, Colorado 18, Missouri 16, Connecticut 12, Virginia 12, Oregon 11, George Washington 7, UCLA 7, Texas 5, Southern Miss 5, Toledo 3, Xavier 1, Stephen F. Austin 1, Harvard 1

Dropped from rankings: Colorado 22, UCLA 25



SOUTHEASTERN CONFERENCE STANDINGS

As of Jan. 20

Team	Conference	Overall
Florida	4-0	15-2
Georgia	3-1	9-7
Kentucky	3-1	13-4
Ole Miss	3-1	12-5
Texas A&M	3-1	12-5
Alabama	2-2	8-9
LSU	2-2	11-5
Mississippi State	2-2	12-5
Missouri	2-2	14-3
Tennessee	2-2	11-6
Arkansas	1-3	12-5
Vanderbilt	1-3	9-7
Auburn	0-4	8-7
South Carolina	0-4	7-10

COACHES TELECONFERENCE

The weekly SEC men's basketball coaches teleconference will be held every Monday beginning Monday, Jan. 6 through Monday, March 10. The 14 Southeastern Conference men's head basketball coaches will be featured from 10:00 -11:38 a.m. (CT).

Media representatives wishing to participate in the teleconference should contact the SEC Media Relations Department for further details. Each coach will appear on the teleconference for seven minutes, according to the following schedule:

ORDER OF APPEARANCE

(All Times Eastern)

11:00 a.m.	Kevin Stallings, Vanderbilt
11:07 a.m.	Billy Donovan, Florida
11:14 a.m.	Frank Martin, South Carolina
11:21 a.m.	Mark Fox, Georgia
11:28 a.m.	Johnny Jones, LSU
11:35 a.m.	John Calipari, Kentucky
11:42 a.m.	Cuonzo Martin, Tennessee
11:49 a.m.	Mike Anderson, Arkansas
11:56 a.m.	Anthony Grant, Alabama
12:03 a.m.	Tony Barbee, Auburn
12:10 a.m.	Andy Kennedy, Ole Miss
12:17 a.m.	Rick Ray, Miss. State
12:24 a.m.	Frank Haith, Missouri
12:31 a.m.	Billy Kennedy, Texas A&M

In addition, the SEC men's basketball teams who make it to postseason will be on a teleconference on Monday, March 17 beginning at 11:00 a.m. ET.

All SEC basketball teleconferences can be listened to on the internet at www.secsports.com shortly after the conclusion of the teleconference

SOUTH CAROLINA BENCH PRODUCTION

GAME	SC-OPP	DIFF.	SC HIGH BENCH SCORER
Longwood	30-18	+12	Williams, 14
@Baylor	17-36	-19	Williams, 12
@Clemson	18-34	-16	Carrera, 9
FIU	32-18	+14	Shaw/Williams, 16
@Okla. St.	20-19	+1	Shaw, 13
Manhattan	21-24	-3	Carrera, 10
USC Upstate	21-26	-5	Williams, 8
vs. Saint Mary's	26-5	+21	Chatkevicius, 12
vs. Boise State	29-27	+2	Williams, 14
vs. Akron	26-25	+1	Johnson/Carrera, 10
Akron	24-33	-9	Carrera, 13
Marshall	42-21	+21	Johnson, 18
SC State	29-30	-1	Johnson, 17
@Florida	22-15	+7	Johnson, 12
LSU	28-30	-2	Johnson, 15
@Texas A&M	29-35	-6	Ringer, 9
Ole Miss	23-28	-5	Shaw, 9
@Georgia			
@Missouri			
Texas A&M			
@Ole Miss			
Auburn			
@Tennessee			
Vanderbilt			
Alabama			
@Arkansas			
Georgia			
@Auburn			
Kentucky			
Florida			
@Miss. St.			
SEC Tourney			
NCAA Tourney			

SPECIALTY STATS

(PP) points in paint; (OT) points off turnovers; (2nd) second chance points; (FB) fast break points

(South Carolina-Opponent)

GAME	PP	OT	2ND	FB
Longwood	36-18	19-9	11-10	14-0
@Baylor	22-20	19-4	5-16	2-0
@Clemson	40-26	10-13	15-8	4-4
FIU	34-32	13-11	10-8	21-10
@Okla. St.	16-32	11-33	9-19	9-10
Manhattan	34-32	21-22	11-15	6-12
USC Upstate	26-34	19-14	11-10	14-12
vs. Saint Mary's	40-28	15-10	8-4	0-0
vs. Boise State	22-40	2-20	7-8	0-0
vs. Akron	46-28	20-10	8-11	0-0
Akron	36-14	23-5	18-8	7-2
Marshall	54-28	21-12	18-4	16-6
SC State	26-40	10-15	13-20	6-10
@Florida	16-40	13-22	3-2	5-20
LSU	26-24	13-19	6-10	8-2
@Texas A&M	28-26	10-18	15-12	4-8
Ole Miss	30-28	19-19	11-10	6-6
@Georgia				
@Missouri				
Texas A&M				
@Ole Miss				
Auburn				
@Tennessee				
Vanderbilt				
Alabama				
@Arkansas				
Georgia				
@Auburn				
Kentucky				
Florida				
@Miss. St.				
SEC Tourney				
NCAA Tourney				
SC Total	532	258	179	122
SC Average	31.3	15.2	10.5	7.2
Opp Total	490	256	175	102
Opp Average	28.8	15.1	10.3	6.0

UNIVERSITY INFORMATION

Location Columbia, S.C.
 Founded 1801
 Enrollment 31,288
 Nickname Gamecocks
 Colors Garnet (PMS 202) and Black
 National Affiliation NCAA Division I
 Conference Southeastern (SEC)
 Athletics Web Address www.GamecocksOnline.com
 University Web Address www.sc.edu
 President Dr. Harris Pastides
 NCAA Representative Dr. Zach Kelehear
 Athletics Director Ray Tanner
 Basketball Administrator/Chief Operating Officer Kevin O'Connell

BASKETBALL STAFF/INFORMATION

Head Coach Frank Martin
 Alma Mater Florida International, '93
 Record At South Carolina/Seasons 21-28 (.429), 2nd Season
 Overall Record/Seasons 138-82 (.627), 7th season
 Assoc. Head Coach/Recruiting Coord. . Matt Figger (Eastern Kentucky, '95)
 Assistant Coach Perry Clark (Gettysburg, '74)
 Assistant Coach Lamont Evans (Kansas State, '09)
 Director of Basketball Operations Andy Assaley (Cincinnati, '96)
 Strength & Conditioning Scott Greenawalt (Muskingum College, '98)
 Athletic Trainer Mark Rodger (Buffalo, '01)
 Video Coordinator Dylan Lockwood (Cazenovia, '05)
 Grad. Student Mgr./Student-Athlete Dev. Doug Edwards (Florida State, '07)
 Associate Media Relations Director Emily Feeney (Ball State, '03)
 Home Arena Colonial Life Arena
 Capacity 18,000
 Arena General Manager Lexi Boone
 Press Row Phone Number 803-777-6182
 Team Twitter Account: @GamecockMBB
 Coach Martin Twitter Account: @FrankMartin_SC

BASKETBALL HISTORY

First Year of Basketball 1908
 All-Time Record 1,318-1,175-1 (.529)
 Overall Postseason Record 25-18
 NCAA Tournament Appearances 1971, 1972, 1973, 1974, 1989, 1997,
 1998, 2004
 NCAA Tournament Record 4-9
 Last NCAA Tournament Appearance 2004, L vs. Memphis, 59-43
 NIT Appearances 1969, 1975, 1978, 1983, 1991, 1996,
 2001, 2002, 2005, 2006, 2009
 NIT Record 21-9
 NIT Champion 2005, 2006
 Last NIT Appearance 2009, L vs. Davidson, 70-63
 Conference Championships/Titles/SoCon Regular Season (1927, 1933, 1934,
 1945); SoCon Tournament Champion (1933); ACC Regular Season (1970);
 ACC Champion (1971); SEC Regular Season (1997); SEC East Division Co-
 Champions (2009)

TEAM INFORMATION

2012-13 Record 14-18
 Southeastern Conference Record/Finish 4-14/12th
 Postseason None
 Letterwinners Returning/Lost 7/6
 Starters Returning/Lost 3/2
**based on final game starters from 2012-13 season*
 Newcomers 8
 Roster Breakdown 7 freshmen, 5 sophomores, 2 juniors, 2 seniors



HEAD COACH FRANK MARTIN

COACHING CAREER

KANSAS STATE (2007-12)

2007-08	21-12	NCAA, 2nd Round
2008-09	22-12	NIT, 2nd Round
2009-10	29-8	NCAA, Elite Eight
2010-11	23-11	NCAA, 3rd Round
2011-12	22-11	NCAA, 3rd Round
5 years	117-54 (.684)	7-5 postseason record

SOUTH CAROLINA (2012-PRESENT)

2012-13	14-18	-
2013-14	7-10	-
2nd year	21-28 (.429)	
Career Total	138-82 (.627)	



COACHING

EXPERIENCE

29th season

COLLEGE EXPERIENCE

14th season

COLLEGE HEAD COACH EXPERIENCE

7th season

HIRE DATE AT CAROLINA

March 27, 2012

PERSONAL

HOMETOWN

Miami, Fla.

ALMA MATER

Florida International, 1993 (B.A. Physical Education)

FAMILY

Wife, Anya

Children, Brandon, Amalia and Christian

COACHING RESUME

HIGH SCHOOL

Miami Senior High, 1985-93

Varsity Boys' Assistant Coach

Junior Varsity Boys' Head Coach

North Miami High, Head Coach, 1993-95

Miami Senior High, Head Coach, 1995-98

B.T. Washington High, Head Coach, 1999-2000

COLLEGE ASSISTANT COACH

Northeastern, 2000-04

Cincinnati, 2004-06

Kansas State, 2006-07

COLLEGE HEAD COACH

Kansas State, 2007-12

South Carolina, 2012-present

AMONG FRESHMEN IN THE SEC ...

Sindarius Thornwell ranks sixth in scoring (12.0) and tied for fifth in steals (1.0) ... Demetrius Henry ranks eighth in rebounding (4.2) ... Duane Notice ranks fifth in assists (3.0) and 15th in scoring (6.5).

GEORGIA SERIES

Georgia leads the all-time series with South Carolina 52-48, which includes a 31-15 mark in games played in Athens ... UGA has won six of the last seven meetings between the two schools and four-straight at Stegeman Coliseum ... The Gamecocks last win in Athens came in a 68-51 victory on March 9, 2009, behind 23 points from point guard Devan Downey ... Below is a breakdown of the last 10 meetings between the two schools:

GEORGIA (48-52)

H: 30-17; A: 15-31; N: 3-4

F. 7, 2009	H	79-68	W
M. 7, 2009	A	68-51	W
J. 30, 2010	H	78-77	W
F. 13, 2010	A	61-66	L
F. 12, 2011	H	56-60	L
F. 26, 2011	A	48-64	L
F. 15, 2012	H	57-56	W
M. 3, 2012	A	55-67	L
F. 2, 2013	H	55-67	L
F. 23, 2013	A	54-62 (OT)	L

BY THE NUMBERS

36.7% - South Carolina hit just 36.7 percent (22-60) from the field in Saturday's loss to Ole Miss, the Gamecocks' lowest percentage of the SEC season and the lowest since hitting just 33 percent vs. USC Upstate. It marked the first time since the Boise State contest on Dec. 23 that the Gamecocks hit below 40 percent from the field.

0-10 - Senior guard Brenton Williams struggled from the field vs. Ole Miss, going 0-of-10 overall and 0-of-6 from 3-point range. It marked the first time in the last 11 games that Williams hasn't hit a 3 and broke a streak of eight-straight double-figure scoring games for the senior.

18 - South Carolina pulled down 18 offensive rebounds vs. Ole Miss, the most in an SEC contest this season.

5 - Rookie guard Sindarius Thornwell pulled down a season high five offensive rebounds vs. Ole Miss.

TREND SETTING

Gamecock trends under Frank Martin ...

■ South Carolina is 14-12 when posting at least five made 3s in a game.

- South Carolina has hit a season high eight 3s on three occasions this season, most recently vs. Akron on Dec. 28.

■ South Carolina is 15-10 when scoring more points in the paint than its opponent.

- South Carolina posted a season high 54 points in the paint vs. Marshall on Dec. 30

■ South Carolina is 16-13 when holding its oppo-

nents to under 45 percent from the field.

- Longwood managed to hit just 22.8% of its attempts.
- South Carolina is 16-14 when out-rebounding its opponent.
- The Gamecocks out-rebounded each of their opponents at the Diamond Head Classic by an average of 3.3 rebounds per game.

UP NEXT

The Gamecocks travel to Missouri on Saturday for a 4 p.m. matchup on SEC TV. The meeting vs. Mizzou marks just the third all-time between the new SEC rivals.

ELLINGTON DECLARES FOR DRAFT

University of South Carolina senior guard Bruce Ellington, also a junior wide receiver for the Gamecock football team, has declared for the NFL Draft, it was announced on Friday, Jan. 3. Ellington, who graduated in December, will begin preparing for the draft and will not complete his final season with the men's basketball team. Ellington concludes his career on the hardwood for the Garnet and Black with 80 career games played and 66 starts. He scored 893 points for an 11.3 points per game average. The Moncks Corner, S.C., native averaged 3.0 assists, 2.7 rebounds and 1.0 steals in 30.4 minutes per game. Ellington posted 39 double-figure scoring games in his career, including eight 20-point games and one 30-point effort, a career high 31 points at Furman during his freshman season of 2010-11.

SEC TOURNAMENT

Fresh off hosting the 2013 Final Four, the Georgia Dome will be the site for the 2014 SEC Tournament, March 12-16 in Atlanta. The Georgia Dome first hosted the tourney in 1995 and the 2014 event will mark the 11th time the venue has hosted the league's postseason tournament. The winner of the 13-game tournament receives the SEC's automatic bid to the NCAA Tournament. The tournament seeds are determined by the 18-game conference schedule during the regular season. Teams are seeded 1-14 based on their regular-season conference finish.

MARTIN'S STAFF BOASTS OVER 90 YEARS OF EXPERIENCE AT THE COLLEGE LEVEL

South Carolina head coach Frank Martin has a very experienced staff with him on the sideline this season. Perry Clark joins the team as an assistant coach with over 30 years of college coaching experience, including stops as the head coach at Tulane, Miami (Fla.) and Texas A&M-Corpus Christi. Former assistant Matt Figger was promoted to associate head coach during the offseason, and Lamont Evans returns for his second season as an assistant on Martin's staff in Columbia.

GAMECOCKS SIGN STROMAN AND BLANTON DURING FALL SIGNING PERIOD

University of South Carolina head men's basketball coach Frank Martin announced on Nov. 19 the signing of Marcus Stroman (G - 6-2 - 170 - Columbia, S.C./Keenan High School) and TeMarcus Blanton (G - 6-4 - 185 - Locust Grove, Georgia/Luella High School) to National Letters of Intent. The duo will join the Gamecocks for the 2014-15 campaign and both will have four years of eligibility beginning next fall. Below are brief comments from Coach Martin on each signee.

Martin on Blanton

"I'm extremely excited about TeMarcus Blanton. He is a 6-5 wing that is ultra-competitive on both ends of the floor. He fits exactly the kind of guard that we want to build our program around. He's a slasher, a defender and an athletic finisher that loves every opportunity that he gets to compete."

Martin on Stroman

"Marcus is a consummate point guard. He understands the position at his age as well as, if not better, than most. Every time I watch him play, I leave games thinking that the four guys with him are better than they actually are, because he is so good at making others look good. He is an ultra-competitive, hometown kid, who grew up a Gamecock fan, and we are extremely excited to have him become part of our program."

GAMECOCKS TO COMPETE IN 2014 CHARLESTON CLASSIC

The Charleston Classic presented by Gildan announced six of the eight-team field for the 2014 tournament to be held Thursday, Friday and Sunday, Nov. 20, 21 and 23, at TD Arena in Charleston, S.C. South Carolina will compete in the event for the second time, and for the first time since the 2009 campaign. The other participating teams announced are Akron, Cornell, Miami (Fla.), Penn State and Southern California. The final two teams will be announced at a later date. During the 2009 event, the Gamecocks defeated La Salle in the tournament's opening round, earned a win over USF to advance to the finals, and lost to Miami in the championship game. The 2014 Charleston Classic will feature a bracket format with 12 games over three days. Each team will compete in one game per day, advancing through the bracket. The two teams that remain undefeated throughout will face off in a championship game on the final day of competition.

LAST TIME VS. GEORGIA

**GAME 27 - GEORGIA 62, SOUTH CAROLINA 54 (OT)
FEB. 23, 2013/STEGEMAN COLISEUM/ATHENS, GA.**

ATHENS, Ga. - The South Carolina men's basketball team (13-14, 3-11 SEC) suffered a 62-54 overtime loss on the road at Georgia (13-14, 7-7 SEC) on Saturday in the second contest between the Gamecocks and Bulldogs this season. After trailing 23-16 at the halftime break, Carolina out-scored Georgia 37-30 in the second half to force overtime, but was unable to come away with the road win. Junior guard Bruce Ellington was the only Gamecock to score in double figures with 11 points in the effort. Freshman forward Laimonas Chatkevicius pulled down a team and season best 10 rebounds. Senior forward Lakeem Jackson added nine points and two steals and junior guard Brenton Williams contributed nine points off the bench.

Sophomore guard Kentavious Caldwell-Pope led Georgia with 18 points, all of which came in the second half and overtime. He also dished four assists and collected four steals in the win. Brandon Morris led the squad on the boards with 11. Neither team shot well in the contest, with the Gamecocks connecting on 30.0 percent (18-60), compared to 31.3 percent (15-48) from the Bulldogs. South Carolina hit 12-of-24 attempts from the free throw line, but Georgia took 22 more attempts than the Gamecocks from the charity stripe, hitting 28-of-46 from the line.

The Gamecocks struggled from the floor early in the opening half, missing their first eight attempts through the 14:46 mark and first media timeout where Georgia held a 3-0 advantage. Chatkevicius scored the first Carolina basket just out of the break, but shooting struggles continued for the Gamecocks, having hit just 1-of-13 attempts with 11:29 remaining in the half, and trailing the Bulldogs 7-2.

South Carolina continued to battle and pulled within two at 17-15 with 3:55 to play before the break. Junior guard Brian Richardson and Jackson connected for layups before Williams added another and two from the foul line. Freshman forward Mindaugas Kacinas added layups on consecutive possessions during the stretch.

Georgia, also plagued by poor shooting most of the half, concluded the opening 20 minutes of action on a 6-1 run to hold a 23-16 advantage at the break. Carolina hit just 20.0 percent (6-30) in the half, compared to 23.1 percent (6-26) from the Bulldogs. Neither team connected from beyond the arc, and Georgia held a 29-20 advantage on the glass. Offense improved for both squads to open the second half. Ellington and Williams hit 3s for the Gamecocks and Caldwell-Pope marked the scoreboard with a 3 and layup for the Bulldogs to put the score at 33-26 with 15:38 to play.

The Gamecocks put together a 9-4 run through the 11:34 mark to pull within two at 37-35 on Ellington's second made 3 of the half.

Carolina continued to chip away at the Bulldog lead, and a 3 from Richardson with 8:36 to play saw the Gamecocks take their first lead at 39-38. Georgia countered with a layup from Nemanja Djuricic, but Richardson responded at the opposite end with his second 3 of the half to put Carolina up 42-40 with 6:42 remaining.

Djuricic would hit two from the free throw line for Georgia at the 4:25 mark, and Carrera would answer with two free throws of his own seconds later, showing the score at 46-45 UGA at the final media timeout of regulation.

The teams traded made free throws out of the break, before Carolina scored on consecutive possessions to pull away to a 51-47 lead after Ellington's third 3 of the half with 1:43 remaining.

Georgia closed the gap with clutch free throw shooting, with Caldwell-Pope connecting and Djuricic adding two from the line with under a minute to play, putting the score at 51-50 Gamecocks with 51 seconds remaining.

Smith would convert two at the line for the Gamecocks with 17 seconds remaining, but Caldwell-Pope would hit his biggest shot of the night, a 3 to tie the contest at 53 with just under nine seconds remaining.

On the ensuing inbounds play for the Gamecocks, the clock began running early before the Gamecocks missed a desperation 3 attempt as time expired in regulation. After further review, the officials added 4.5 seconds to the clock, and the Gamecocks were awarded the ball under the Georgia basket. South Carolina struggled to get the ball past midcourt, and the contest went to overtime. Georgia out-scored the Gamecocks 9-1 in the extra session to close the 62-54 overtime victory. Carolina was 0-of-7 from the floor in overtime, and hit just 1-of-4 from the free throw line.

GAME 27



Official Basketball Box Score - Game Totals - Final Statistics

South Carolina vs Georgia

02/23/13 2:00 p.m. at Stegeman Coliseum - Athens, Ga.

South Carolina 54 • 13-14 (3-11)

##	Player	Total			3-Ptr			Rebounds			PF	TP	A	T	Bk	Stl	Min	
		FG	FGA	FT	FTA	FG	FGA	FT	FTA	Off								Def
14	CHATKEVICIUS, L	f	1-8	0-1	1-2	3	7	10	4	3	0	4	3	0	4	3	0	33
24	CARRERA, Michael	f	1-5	0-0	3-5	3	3	6	5	5	2	1	0	0	0	0	19	
30	JACKSON, Lakeem	f	4-8	0-0	1-2	0	2	2	5	9	0	3	1	2	2	27		
05	SMITH, Eric	g	0-7	0-1	3-6	3	2	5	3	2	3	0	3	0	3	38		
23	ELLINGTON, Bruce	g	4-15	3-9	0-0	0	1	1	4	11	3	0	0	0	1	42		
01	WILLIAMS, Brenton	g	3-7	1-3	2-3	2	0	2	5	9	1	1	0	0	0	15		
02	RICHARDSON, Brian	g	3-6	2-4	0-0	0	2	2	2	8	0	0	1	1	1	25		
25	KACINAS, Mindaugas	g	2-4	0-1	1-2	2	3	5	0	5	0	0	0	0	0	12		
33	SLAWSON, RJ	g	0-0	0-0	1-4	0	1	1	2	1	0	1	0	0	0	10		
	Team					4	1	5								3		
Totals			18-60	6-19	12-24	17	22	39	29	54	8	16	5	7	221			

FG % 1st Half: 6-30 20.0% 2nd half: 12-23 52.2% OT: 0-7 0.0% Game: 18-60 30.0% Deadball
3FG % 1st Half: 0-6 0.0% 2nd half: 6-10 60.0% OT: 0-3 0.0% Game: 6-19 31.6% Rebounds
FT % 1st Half: 4-7 57.1% 2nd half: 7-13 53.8% OT: 1-4 25.0% Game: 12-24 50.0% 8

Georgia 62 • 13-14 (7-7)

##	Player	Total			3-Ptr			Rebounds			PF	TP	A	T	Bk	Stl	Min
		FG	FGA	FT	FTA	FG	FGA	FT	FTA	Off							
15	Williams, Donte'	f	1-4	0-0	3-5	3	6	9	4	5	0	2	3	1	30		
31	Morris, Brandon	f	0-3	0-0	3-7	5	6	11	2	3	2	1	0	0	23		
32	Floruve, John	c	1-1	0-0	1-2	0	1	1	3	3	0	4	0	0	14		
01	Caldwell-Pope, Ken.	g	4-12	2-8	8-13	0	8	8	1	18	4	1	1	4	37		
11	Williams, Vincent	g	1-5	1-1	0-0	1	1	2	0	3	0	1	0	0	15		
04	Mann, Charles	g	3-5	0-0	8-13	1	1	2	4	14	2	3	1	3	28		
05	Dixon, Tim	g	2-4	0-0	1-2	1	2	3	0	5	0	1	0	0	15		
10	Echols, Taylor	g	0-0	0-0	0-0	0	0	0	0	0	0	0	0	0	0		
12	Gaines, Kenny	g	0-1	0-0	0-0	0	1	1	0	0	0	0	0	0	7		
23	Brantley, Sherrard	g	0-7	0-5	0-0	0	2	2	2	0	0	0	0	0	21		
41	Cannon, John	g	0-1	0-0	0-0	0	0	0	1	0	0	0	1	0	3		
42	Djuricic, Nemanja	g	3-5	1-2	4-4	5	1	6	4	11	1	3	0	0	27		
	Team					2	0	2									
Totals			15-48	4-16	28-46	18	29	47	21	62	9	16	6	8	220		

FG % 1st Half: 6-26 23.1% 2nd half: 7-18 38.9% OT: 2-4 50.0% Game: 15-48 31.3% Deadball
3FG % 1st Half: 0-6 0.0% 2nd half: 3-8 37.5% OT: 1-2 50.0% Game: 4-16 25.0% Rebounds
FT % 1st Half: 11-19 57.9% 2nd half: 13-21 61.9% OT: 4-6 66.7% Game: 28-46 60.9% 11

Officials: Anthony Jordan, Pat Adams, Willi Washington
Technical fouls: South Carolina-None. Georgia-None.

Attendance: 6590

Score by periods	1st	2nd	OT	Total	In	Off	2nd	Fast
	Points	Paint	7/0	Clance	Break	Bench	Rebounds	
South Carolina	16	37	1	54	22	12	9	2
Georgia	23	30	9	62	20	18	14	4

Last FG - SC 2nd-01:43, UGA OT-01:55. Score tied - 2 times.
Largest lead - SC by 4 2nd-01:43, UGA by 10 2nd-18:55. Lead changed - 6 times.

ROSTER BREAKDOWN

RETURNING STARTERS (3)

Michael Carrera
 Brian Steele
 Bruce Ellington
**based on final game of 2012-13 season*

RETURNING LETTERWINNERS (7)

Michael Carrera
 Laimonas Chatkevicius
 Austin Constable
 Bruce Ellington
 Mindaugas Kacinas
 Brian Steele
 Brenton Williams

GUARDS (8)

Austin Constable
 Bruce Ellington
 Tyrone Johnson
 Justin McKie
 Duane Notice
 Jaylen Shaw
 Sindarius Thornwell
 Brenton Williams

FORWARDS (8)

Michael Carrera
 Laimonas Chatkevicius
 Carlton Geathers
 Demetrius Henry
 Mindaugas Kacinas
 Desmond Ringer
 Brian Steele
 Reggie Theus Jr.

BY HEIGHT

Bruce Ellington, 5-9
 Austin Constable, 5-11
 Brenton Williams, 5-11
 Jaylen Shaw, 6-0
 Duane Notice, 6-2
 Tyrone Johnson, 6-3
 Justin McKie, 6-4
 Michael Carrera, 6-5
 Brian Steele, 6-5
 Sindarius Thornwell, 6-5
 Reggie Theus Jr., 6-6
 Mindaugas Kacinas, 6-7
 Demetrius Henry, 6-9
 Desmond Ringer, 6-9
 Carlton Geathers, 6-10
 Laimonas Chatkevicius, 6-11

PRONUNCIATION

Justin MACK-ee
 Lie-MOAN-us Ha-KEVA-chus
 Min-DAWG-us Kye-chin-iss

2013-14 SOUTH CAROLINA ROSTER

ALPHABETICAL

No.	Name	Pos.	Ht.	Wt.	Cl.	Exp.	Hometown/High/Last School
24	Michael Carrera	F	6-5	214	SO	1VL	Anzoátegui, Venezuela/Montrose Christian School
14	Laimonas Chatkevicius	F	6-11	250	SO	1VL	Klaipeda, Lithuania/South Kent School
12	Austin Constable	G	5-11	180	SO	1VL	West Chester, Pa./Henderson
23	Bruce Ellington	G	5-9	196	SR	3VL	Moncks Corner, S.C./Berkeley
45	Carlton Geathers	F	6-10	255	RS JR	1VL	Georgetown, S.C./Carvers Bay
21	Demetrius Henry	F/C	6-9	215	FR	HS	Miami, Fla./Faith Baptist Christian School
4	Tyrone Johnson	G	6-3	194	JR	1VL	Plainfield, N.J./Montrose Christian School/Villanova
25	Mindaugas Kacinas	F	6-7	210	SO	1VL	Klaipeda, Lithuania/Word of Life Fire Traditional School
20	Justin McKie	G	6-4	195	FR	HS	Columbia, S.C./Irmo
10	Duane Notice	G	6-2	221	FR	HS	Woodbridge, Canada/St. Thomas More (Oakdale, Conn.)
32	Desmond Ringer	F/C	6-9	255	FR	HS	McDonough, Ga./Eagle's Landing
5	Jaylen Shaw	G	6-0	182	FR	HS	Hartsville, S.C./Hartsville
35	Brian Steele	F	6-5	200	SO	1VL	Greenville, S.C./Wade Hampton School
15	Reggie Theus Jr.	F	6-6	210	FR	HS	Los Angeles, Calif./Fairfax
0	Sindarius Thornwell	G	6-5	206	FR	HS	Lancaster, S.C./Oak Hill Academy
1	Brenton Williams	G	5-11	172	SR	2VL	Kissimmee, Fla./Osceola High School/Santa Fe College

NUMERICAL

No.	Name	Pos.	Ht.	Wt.	Cl.	Exp.	Hometown/High/Last School
0	Sindarius Thornwell	G	6-5	206	FR	HS	Lancaster, S.C./Oak Hill Academy
1	Brenton Williams	G	5-11	172	SR	1VL	Kissimmee, Fla./Osceola High School/Santa Fe College
4	Tyrone Johnson	G	6-3	194	JR	1VL	Plainfield, N.J./Montrose Christian School/Villanova
5	Jaylen Shaw	G	6-0	182	FR	HS	Hartsville, S.C./Hartsville
10	Duane Notice	G	6-2	221	FR	HS	Woodbridge, Canada/St. Thomas More (Oakdale, Conn.)
12	Austin Constable	G	5-11	180	SO	HS	West Chester, Pa./Henderson
14	Laimonas Chatkevicius	F	6-11	250	SO	HS	Klaipeda, Lithuania/South Kent School
15	Reggie Theus Jr.	F	6-6	210	FR	HS	Los Angeles, Calif./Fairfax
20	Justin McKie	G	6-4	195	FR	HS	Columbia, S.C./Irmo
21	Demetrius Henry	F/C	6-9	215	FR	HS	Miami, Fla./Faith Baptist Christian School
23	Bruce Ellington	G	5-9	196	SR	2VL	Moncks Corner, S.C./Berkeley
24	Michael Carrera	F	6-5	214	SO	HS	Anzoátegui, Venezuela/Montrose Christian School
25	Mindaugas Kacinas	F	6-7	210	SO	HS	Klaipeda, Lithuania/Word of Life Fire Traditional School
32	Desmond Ringer	F/C	6-9	255	FR	HS	McDonough, Ga./Eagle's Landing
35	Brian Steele	F	6-5	200	SO	HS	Greenville, S.C./Wade Hampton School
45	Carlton Geathers	F	6-10	255	RS JR	1VL	Georgetown, S.C./Carvers Bay

Head Coach: Frank Martin (Florida International, '93)

Associate Head Coach/Recruiting Coordinator: Matt Figger (Eastern Kentucky, '95)

Assistant Coach: Perry Clark (Gettysburg, '74)

Assistant Coach: Lamont Evans (Kansas State, '09)

Director of Basketball Operations: Andy Assaley (Cincinnati, '96)

Strength & Conditioning Coach: Scott Greenawalt (Muskingum College, '98)

Athletic Trainer: Mark Rodger (Buffalo, '01)

Video Coordinator: Dylan Lockwood (Cazenovia, '05)

Graduate Student Manager/Student-Athlete Development: Doug Edwards (Florida State, '07)

TOP RETURNING...

Scorer	Williams, 11.0 ppg
Rebounder	Carrera, 7.2 rpg
Assist Maker	Ellington, 2.7 apg
FG Shooter	Kacinas, 51.8%
3-Point FG Shooter	Williams, 39.7%
FT Shooter	Williams, 84.2%
Shot Blocker	Carrera, 0.6 bpg
Steal Maker	Ellington, 1.3 spg

RADIO/TV SPOT CHART



#0

SINDARIUS THORNWELL

Fr. - G - 6-5 - 206
Lancaster, S.C.
Oak Hill Academy



#1

BRENTON WILLIAMS

Sr. - G - 5-11 - 172
Kissimmee, Fla.
Santa Fe College



#4

TYRONE JOHNSON


Jr. - G - 6-3 - 194
Plainfield, N.J.
Montrose Christian/
Villanova



#5

JAYLEN SHAW


Fr. - G - 6-0 - 182
Hartsville, S.C.
Hartsville



#10

DUANE NOTICE

Fr. - G - 6-2 - 221
Woodbridge, Ontario
St. Thomas More
(Oakdale, Conn.)



#12

AUSTIN CONSTABLE

So. - G - 5-11 - 180
West Chester, Pa.
Henderson



#14

LAIMONAS CHATKEVICIUS

So. - F - 6-11 - 250
Klaipeda, Lithuania
South Kent School
(South Kent, Conn.)



#15

REGGIE THEUS JR.

Fr. - F - 6-6 - 210
Los Angeles, Calif.
Fairfax



#20

JUSTIN MCKIE


Fr. - G - 6-4 - 195
Columbia, S.C.
Irmo



#21

DEMETRIUS HENRY

Fr. - F - 6-9 - 215
Miami, Fla.
Faith Baptist Christian
School



#23

BRUCE ELLINGTON

Sr. - G - 5-9 - 196
Moncks Corner, S.C.
Berkeley



#24

MICHAEL CARRERA

So. - F - 6-5 - 214
Anzoátegui, Venezuela
Montrose Christian School



#25

MINDAUGAS KACINAS

So. - F - 6-7 - 210
Klaipeda, Lithuania
Word of Life Fire
Traditional School



#32

DESMOND RINGER

Fr. - F - 6-9 - 255
McDonough, Ga.
Eagle's Landing



#35

BRIAN STEELE

So. - F - 6-5 - 200
Greenville, S.C.
Wade Hampton School



#45

CARLTON GEATHERS

R-Jr. - F - 6-10 - 255
Georgetown, S.C.
Carvers Bay



FRANK MARTIN
Head Coach



MATT FIGGER
Assoc. Head Coach/
Recruiting Coordinator




PERRY CLARK
Assistant Coach



LAMONT EVANS
Assistant Coach



ANDY ASSALEY
Director of Basketball
Operations



SCOTT GREENAWALT
Strength & Conditioning
Coach



MARK RODGER
Athletic Trainer



DOUG EDWARDS
Student-Athlete
Development



DYLAN LOCKWOOD
Video Coordinator



EMILY FEENEY
Associate Director
Media Relations

GAMECOCKS RECORD WHEN ...

At home	5-4
On the road	0-5
At neutral sites	2-1
In overtime	0-0
vs. Top 25 team	0-3
vs. Top 10 team	0-2
vs. Top 3 team	0-0
Leading at half	5-4
Trailing at half	2-6
Tied at half	0-0
Shooting 50% or better	4-0
Shooting between 39-49%	3-5
Shooting less than 39%	0-5
Opp. shooting 50% or better	0-3
Opp. shooting between 39-49%	4-5
Opp. shooting less than 39%	3-2
Shooting better than opp.	7-1
Shooting worse than/equal to opp.	0-9
Starters out-score opp. starters	5-4
Opp. starters score/equal more	2-6
Bench out-scores opp. bench	5-3
Opp. bench scores>equals more	2-7
Having more FTs than opp.	4-1
Having equal/less FTs than opp.	3-9
Have more TOs than opp.	2-6
Having equal/less TOs than opp.	5-4
Having more rebounds than opp.	6-6
Having equal/less rebounds than opp.	1-4
Making 6 or more 3FGs	5-3
Having 15 or more assists	3-4
Having less than 15 assists	4-6
Score more points in paint than opp.	6-6
Scoring equal/less points in paint than opp.	1-4
Scoring more points off TOs than opp.	6-2
Scoring equal/less points off TOs than opp.	1-8
Scoring more 2nd-chance points than opp.	5-5
Scoring equal/less 2nd-chance points than opp.	2-6
Scoring more fast break points than opp.	4-3
Scoring equal/less fast break points than opp.	3-7
Wearing White uniforms	6-3
Wearing Garnet uniforms	1-3
Wearing Black uniforms	0-4
Wearing Gray uniforms	0-0
Playing on live TV	6-8
Playing in November	2-2
Playing in December	4-4
Playing in January	1-4
Playing in February	0-0
Playing in March	0-0
Playing a day-game	4-5
Playing a night-game	3-5
Playing on Sunday	2-1
Playing on a Monday	1-1
Playing on a Tuesday	0-2
Playing on a Wednesday	1-2
Playing on a Thursday	0-1
Playing on a Friday	1-1
Playing on a Saturday	2-2
Scoring margin is 5 points or less	0-3
Margin is between 6-10	3-2
Margin is between 11-20	1-3
Margin is more than 20	3-2
Scoring 59 points or less	0-4
Scoring 60-69 points	1-5
Scoring 70-79 points	2-1
Scoring 80-89 points	3-0
Scoring 90-99 points	1-0
Scoring 100+ points	0-0

MISCELLANEOUS

Current streak	L4
Home court streak	L2
Away streak	L5
Neutral court streak	W1

2013-14 SUPERLATIVES

(tied for team lead also included)

Scoring Leaders	'13-14	Career
Tyrone Johnson	5*	5*
Sindarius Thornwell	4	4
Mindaugas Kacinas	1	1
Jaylen Shaw	1	1
Brenton Williams	5	15
Duane Notice	1	1

Rebounding Leaders	'13-14	Career
Mindaugas Kacinas	5	8
Michael Carrera	4	17
Sindarius Thornwell	3	3
Demetrius Henry	2	2
Laimonas Chatkevicius	1	4
Duane Notice	1	1
Tyrone Johnson	2*	2*
Desmond Ringer	3	3

Assists Leaders	'13-14	Career
Duane Notice	10	10
Tyrone Johnson	10*	10*
Jaylen Shaw	1	1
Sindarius Thornwell	4	4
Brenton Williams	1	3

Blocks Leaders	'13-14	Career
Michael Carrera	6	15
Sindarius Thornwell	4	4
Mindaugas Kacinas	4	10
Demetrius Henry	6	6
Laimonas Chatkevicius	5	10
Bruce Ellington	1	3
Desmond Ringer	2	2
Duane Notice	1	1

Steals Leaders	'13-14	Career
Michael Carrera	8	11
Sindarius Thornwell	6	6
Brenton Williams	5	16
Mindaugas Kacinas	6	9
Bruce Ellington	2	26
Demetrius Henry	3	3
Reggie Theus Jr.	1	1
Tyrone Johnson	2*	2*
Duane Notice	2	2
Austin Constable	1	1
Justin McKie	1	1

Double-Figure Scoring	'13-14	Career
Tyrone Johnson	11*	11*
Sindarius Thornwell	10	10
Brenton Williams	11	34
Michael Carrera	2	14
Mindaugas Kacinas	2	7
Demetrius Henry	3	3
Jaylen Shaw	2	2
Duane Notice	6	6
Laimonas Chatkevicius	2	4

20+ points	'13-14	Career
Sindarius Thornwell	3	3
Brenton Williams	1	3

30+ points	'13-14	Career
-		

Double-Figure Rebounding	'13-14	Career
Mindaugas Kacinas	2	5
Demetrius Henry	1	1
Sindarius Thornwell	1	1

5+ assists	'13-14	Career
Tyrone Johnson	3*	3*
Jaylen Shaw	1	1
Duane Notice	4	4

3+ steals	'13-14	Career
Sindarius Thornwell	2	2
Brenton Williams	1	5
Michael Carrera	2	3

2+ blocks	'13-14	Career
Mindaugas Kacinas	2	7
Michael Carrera	5	10
Sindarius Thornwell	2	2
Demetrius Henry	3	3
Desmond Ringer	1	1
Laimonas Chatkevicius	2	7

Double-Doubles	'13-14	Career
Mindaugas Kacinas	1	2
Demetrius Henry	1	1
Sindarius Thornwell	1	1

Clutch Free Throws (under 5 min/OT)		
Demetrius Henry	0-2	.000
Sindarius Thornwell	7-8	.875
Tyrone Johnson	19-26	.730
Desmond Ringer	2-7	.285
Duane Notice	5-6	.833
Reggie Theus Jr.	1-4	.250
Brenton Williams	15-15	1.000
Michael Carrera	6-9	.667
Bruce Ellington	2-2	1.000
Mindaugas Kacinas	5-6	.833
Justin McKie	2-4	.500
Jaylen Shaw	3-3	1.000
Totals	67-93	.720

* indicates at South Carolina

Miscellaneous

Largest Halftime Lead		
SC	22, vs. Longwood (Nov. 9, 2013)	
Opp	24, Oklahoma State (Dec. 6, 2013)	
Smallest Halftime Lead		
SC	1, twice, last at Texas A&M (Jan. 15, 2014)	
Opp	2, LSU (Jan. 11, 2014)	
Fewest Points In First Half		
SC	15, vs. Oklahoma State (Dec. 6, 2013)	
Opp	15, Longwood (Nov. 9, 2013)	
Most Points In First Half		
SC	44, vs. SC State (Jan. 3, 2014)	
Opp	45, Manhattan (Dec. 17, 2013)	
Most Points In Second Half		
SC	56, vs. Marshall (Dec. 30, 2013)	
Opp	41, 2x, last, USC Upstate (Dec. 19, 2013)	
Fewest Points In Second Half		
SC	25, at Baylor (Nov. 12, 2013)	
Opp	21, vs. Akron (Dec. 28, 2013)	
Most Points in Overtime		
SC	-	
Opp	-	
Largest Margin of Victory		
SC	38, vs. Longwood (Nov. 9, 2013)	
Opp	27, Oklahoma State (Dec. 6, 2013)	
Smallest Margin of Victory		
SC	7, twice, last vs. SC State (Jan. 3, 2014)	
Opp	1, Ole Miss (Jan. 18, 2014)	

2013-14 GAME BY GAME COMPARISON

	Date	Result	FG-A	Pct	3FG-A	Pct	FT-A	Pct	O-D-Total	PF	Pts	A	TO	Blk	Stl	Min	Half
Longwood			13-57	.228	4-22	.182	14-22	.636	9-18-27	19	44	7	13	0	9	200	15
South Carolina	Nov. 9, 2013	W, 82-44	28-57	.491	6-20	.300	20-24	.833	12-38-50	18	82	13	15	8	5	200	37
Baylor			19-50	.380	6-17	.353	22-41	.537	18-28-46	26	66	12	15	6	4	200	38
South Carolina	Nov. 12, 2013	L, 64-66	18-50	.360	3-8	.375	25-36	.694	11-24-35	29	64	14	8	4	9	200	39
Clemson			21-48	.438	5-14	.357	24-26	.923	7-26-33	20	71	14	12	12	8	200	35
South Carolina	Nov. 17, 2013	L, 57-71	23-65	.354	1-10	.110	10-18	.556	21-20-41	21	57	7	13	2	6	200	26
FIU			24-50	.480	6-16	.375	18-21	.857	7-20-27	18	72	13	16	3	9	200	42
South Carolina	Nov. 24, 2013	W, 84-72	30-59	.508	8-19	.421	16-21	.762	12-19-31	15	84	19	13	3	5	200	39
Oklahoma State			25-56	.446	5-22	.227	24-32	.750	14-18-32	17	79	13	7	4	10	200	39
South Carolina	Dec. 6, 2013	L, 52-79	16-45	.356	6-11	.545	14-22	.636	14-22-36	26	52	10	24	4	3	200	15
Manhattan			23-49	.469	6-13	.462	34-39	.872	12-21-33	30	86	13	16	9	11	200	45
South Carolina	Dec. 17, 2013	L, 68-86	22-52	.423	2-7	.286	22-38	.579	12-15-27	23	68	15	16	3	3	200	34
USC Upstate			24-56	.429	6-21	.286	20-35	.571	13-32-45	17	74	17	14	5	8	200	33
South Carolina	Dec. 19, 2013	L, 68-74	23-69	.333	8-29	.276	14-20	.700	17-28-45	24	68	15	12	5	9	200	37
Saint Mary's			22-54	.407	7-19	.368	20-25	.800	13-14-27	20	71	11	11	2	3	200	27
South Carolina	Dec. 22, 2013	W, 78-71	28-48	.583	4-7	.571	18-29	.621	11-21-32	24	78	12	11	3	6	200	33
Boise State			29-54	.537	9-22	.409	13-19	.684	7-21-28	22	80	16	9	3	7	200	43
South Carolina	Dec. 23, 2013	L, 54-80	19-51	.373	4-16	.250	12-18	.667	9-21-30	18	54	6	18	4	3	200	28
Akron			22-58	.379	5-17	.294	10-19	.526	16-19-35	19	59	10	16	8	5	200	31
South Carolina	Dec. 25, 2013	W, 69-59	25-60	.417	2-9	.222	17-21	.810	15-23-38	21	69	12	10	3	6	200	25
Akron			13-40	.325	4-16	.250	15-23	.652	9-18-27	23	45	6	21	3	4	200	24
South Carolina	Dec. 28, 2013	W, 78-45	28-63	.444	8-15	.533	14-19	.737	17-17-34	19	78	20	7	5	6	200	30
Marshall			17-45	.378	1-14	.071	30-47	.638	9-18-27	26	65	9	16	6	2	200	31
South Carolina	Dec. 30, 2013	W, 92-65	34-66	.515	6-12	.500	18-26	.692	18-26-44	32	92	19	11	4	7	200	36
SC State			29-65	.446	5-20	.250	12-18	.667	17-18-35	27	75	14	10	5	7	200	33
South Carolina	Jan. 3, 2014	W, 82-75	25-50	.500	7-15	.467	25-35	.714	11-20-31	16	82	13	13	4	4	200	44
Florida			26-45	.578	5-19	.263	17-24	.708	5-20-25	19	74	16	15	4	10	200	34
South Carolina	Jan. 8, 2014	L, 58-74	18-41	.439	5-10	.500	17-26	.654	9-19-28	20	58	9	21	1	7	200	21
LSU			22-56	.393	5-18	.278	22-35	.629	16-26-42	24	71	13	19	4	14	200	32
South Carolina	Jan. 11, 2014	L, 68-71	20-48	.417	4-11	.364	24-34	.706	7-25-32	28	68	10	19	4	9	200	30
Texas A&M			22-40	.550	7-16	.438	24-41	.585	6-19-25	20	75	14	11	3	6	200	38
South Carolina	Jan. 15, 2014	L, 67-75	23-49	.469	5-18	.278	16-22	.727	12-21-33	31	67	15	17	2	9	200	39
Ole Miss			21-49	.429	5-21	.238	28-37	.757	8-23-31	27	75	9	20	10	12	200	27
South Carolina	Jan. 18, 2014	L, 74-75	22-60	.367	6-21	.286	24-36	.667	18-22-40	29	74	15	21	5	9	200	37

2013-14 RESULTS: OVERALL, 7-10; HOME, 5-4; AWAY, 0-5; NEUTRAL, 2-1; SEC, 0-4

DATE	OPPONENT	W/L	SCORE	RECORD (SEC)	POINTS	REBOUNDS	ASSISTS	BLOCKS	STEALS	ATTENDANCE
Nov. 9	Longwood	W	82-44	1-0 (0-0)	Johnson (18)	Kacinas (14)	Notice (4)	3 with 2	Carrera (2)	8,536 (paid)
Nov. 12	at No. 23/25 Baylor	L	64-66	1-1 (0-0)	Thornwell (20)	Carrera (7)	Johnson (8)	Henry (2)	Thornwell (3)	5,706
Nov. 17	at Clemson	L	71-57	1-2 (0-0)	Kacinas (13)	Kacinas (12)	Johnson/Notice (2)	Henry/Chatkevicius (1)	Thornwell/Carrera (2)	7,283
Nov. 24	FIU	W	84-72	2-2 (0-0)	Johnson (18)	Kacinas (9)	Johnson (7)	Carrera (2)	Williams (2)	9,869 (paid)
Dec. 6	at No. 9/11 Okla. St.	L	79-52	2-3 (0-0)	Shaw (13)	Carrera (7)	Johnson/Shaw (3)	Henry (2)	3 with 1	13,611
Dec. 17	Manhattan	L	86-68	2-4 (0-0)	Thornwell (17)	Thornwell/Kacinas (5)	Thornwell/Johnson (3)	3 with 1	3 with 1	7,573 (paid)
Dec. 19	USC Upstate	L	74-68	2-5 (0-0)	Thornwell (19)	Kacinas (9)	3 with 3	Ringer (2)	Ellington (2)	7,531 (paid)
Dec. 22	vs. Saint Mary's	W	78-71	3-5 (0-0)	Johnson (16)	Henry (8)	4 with 3	3 with 1	Henry (2)	8,093
Dec. 23	vs. Boise State	L	80-54	3-6 (0-0)	Williams (14)	Chatkevicius (6)	Johnson (3)	Henry/Chatkevicius (2)	3 with 1	6,438
Dec. 25	vs. Akron	W	69-59	4-6 (0-0)	Notice (15)	4 with 5	Johnson (5)	3 with 1	Thornwell (2)	6,769
Dec. 28	Akron	W	78-45	5-6 (0-0)	Williams (24)	Carrera (7)	Notice (6)	Kacinas (2)	Kacinas/Johnson (2)	7,802 (paid)
Dec. 30	Marshall	W	92-65	6-6 (0-0)	Johnson/Williams (18)	Ringer (7)	Notice (6)	Carrera (4)	7 with 1	7,935 (paid)
Jan. 3	SC State	W	82-75	7-6 (0-0)	Williams (19)	Henry (11)	Notice (8)	Carrera (2)	4 with 1	7,357 (paid)
Jan. 8	at No. 10/11 Florida	L	74-58	7-7 (0-1)	Johnson (12)	Johnson (6)	Notice (3)	Kacinas (1)	Williams/Thornwell (3)	12,147
Jan. 11	LSU	L	71-68	7-8 (0-2)	Thornwell (25)	Thornwell/Johnson/Ringer (5)	Johnson (3)	Carrera (2)	Kacinas/Williams/Carrera (2)	12,071 (paid)
Jan. 15	at Texas A&M	L	75-67	7-9 (0-3)	Williams (14)	Ringer (9)	Notice (5)	Notice/Chatkevicius (1)	Carrera (4)	9,257
Jan. 18	Ole Miss	L	75-74	7-10 (0-4)	Thornwell (24)	Thornwell (11)	Notice/Thornwell (4)	Chatkevicius/Thornwell (2)	Carrera (3)	14,302

2013-14 STARTING LINEUP WIN-LOSS

Guard	Guard	Guard/Forward	Forward	Forward	2013-14	Games
Johnson	Thornwell	Notice (g)	Henry	Kacinas	2-2	4
Johnson	Thornwell	Carrera (f)	Henry	Kacinas	1-2	3
Johnson	Thornwell	Ellington (g)	Henry	Kacinas	0-2	2
Williams	Thornwell	Notice (g)	Henry	Kacinas	7-0	7
Williams	Thornwell	Notice (g)	Chatkevicius	Ringer	0-1	1

2013-14 GAME-BY-GAME STARTING LINEUPS

OPPONENT, RESULT	GUARD	GUARD	FORWARD/GUARD	FORWARD	FORWARD
Longwood, W	Johnson	Thornwell	Notice (g)	Henry	Kacinas
@Baylor, L	Johnson	Thornwell	Carrera (f)	Henry	Kacinas
@Clemson, L	Johnson	Thornwell	Notice (g)	Henry	Kacinas
FIU, W	Johnson	Thornwell	Carrera (f)	Henry	Kacinas
@Okla. St., L	Johnson	Thornwell	Carrera (f)	Henry	Kacinas
Manhattan, L	Johnson	Thornwell	Ellington (g)	Henry	Kacinas
USC Upstate, L	Johnson	Thornwell	Ellington (g)	Henry	Kacinas
vs. Saint Mary's, W	Johnson	Thornwell	Notice (g)	Henry	Kacinas
vs. Boise State, L	Johnson	Thornwell	Notice (g)	Henry	Kacinas
vs. Akron, W	Williams	Thornwell	Notice (g)	Henry	Kacinas
Akron, W	Williams	Thornwell	Notice (g)	Henry	Kacinas
Marshall, W	Williams	Thornwell	Notice (g)	Henry	Kacinas
SC State, W	Williams	Thornwell	Notice (g)	Henry	Kacinas
@Florida, L	Williams	Thornwell	Notice (g)	Henry	Kacinas
LSU, L	Williams	Thornwell	Notice (g)	Henry	Kacinas
@Texas A&M, L	Williams	Thornwell	Notice (g)	Henry	Kacinas
Ole Miss, L	Williams	Thornwell	Notice (g)	Chatkevicius	Ringer
@Georgia					
@Missouri					
Texas A&M					
@Ole Miss					
Auburn					
@Tennessee					
Vanderbilt					
Alabama					
@Arkansas					
Georgia					
@Auburn					
Kentucky					
Florida					
@Miss. St.					
SEC Tourney					
NCAA Tourney					

CITY CHAPTER DAYS ANNOUNCED FOR GAMECOCK BASKETBALL

The University of South Carolina Athletics Department, along with The Gamecock Club and My Carolina Alumni Association, have partnered in creating several City Chapter Days throughout the 2013-14 basketball season for both the Gamecock men's and women's teams.

The City Chapter Days will give Gamecock Club and Alumni Chapters a game at Colonial Life Arena that is dedicated specifically to their respective members and local business. During each game different chapter leaders and business owners will be recognized for their contributions and support of Gamecock Athletics.

Jan. 11, 2014 - Men's Basketball vs. LSU at 1:30 PM

Charlotte, York & Rock Hill Day

Jan. 18, 2014 - Men's Basketball vs. Ole Miss at 4:30 PM, Greenville Day

Jan. 29, 2014 - Men's Basketball vs. Texas A&M at 7 PM, Irmo Night

Feb. 5, 2014 - Men's Basketball vs. Auburn at 7 PM

Richland County Night

Feb. 12, 2014 - Men's Basketball vs. Vanderbilt at 8 PM,

Lexington Night

Feb. 15, 2014 - Men's Basketball vs. Alabama at 8 PM

Spartanburg Night

Feb. 22, 2014 - Men's Basketball vs. Georgia at 1:30 PM, Charleston Day

Feb. 27, 2014 - Women's Basketball vs. Georgia 7 PM, Gamecock Club and My Carolina Alumni Association Appreciation Night

March 4 2014 - Men's Basketball vs. Florida at 7 PM

Gamecock Club and My Carolina Alumni Association Appreciation Night

EXHIB. - SOUTH CAROLINA 84, USC AIKEN 72
NOV. 3, 2013/COLONIAL LIFE ARENA

COLUMBIA, S.C. - In South Carolina's only exhibition game before opening the season on Nov. 9, the Gamecocks used a pair of first half runs fueled by its defense to take hold a 17-point first-half before ultimately defeating USC Aiken 84-72. Sophomore guard Michael Carrera led the Gamecocks with 14 points, while sophomore forward Laimonas Chatkevicius added a double-double with 10 points and 11 rebounds.

South Carolina jumped out to a quick 5-1 lead just over two minutes into the game after a jumper from freshman guard Duane Notice. The Pacers though tied it up a minute and a half later on a bucket from senior guard Jesse Seilern and pushed the lead to 9-7 after a 3-pointer from Seilern at the 15:03 mark.

From that point on, the Gamecocks picked up their pressure on the defensive end that resulted in a 10-1 run that was capped off by Carrera turning over Aiken's DeVontae Wright in the backcourt and taking the ball the length of the court for a two-handed dunk.

Wright came back and connected on a 3 on the right side to end a two and half minute drought that saw the Pacers forced into six missed attempts.

Wright's basket was the last for the Pacers for almost seven minutes. After a pair of free throws from the senior guard cut the game to two at the 9:30 mark, South Carolina went on a 16-1 run that started with a dunk from Chatkevicius. Over two minutes later, Notice found Carrera open on the left side as the sophomore marksman drained the triple to push the lead to nine.

Five free throws and buckets from Notice and fellow freshman Demetrius Henry stretched the lead to 33-16. During the near four and a half minute stretch, the Gamecocks forced the Pacers into 12 missed field goal attempts.

With under a minute remaining in the half, Thornwell turned over Aiken, flipped the ball to Notice who found Carrera on the end in transition for an easy dunk, but Seilern's third 3 of the half for the Pacers with five seconds left made it a 17-point game.

After holding USC Aiken to 21 percent shooting in the first half, the Pacers caught fire midway through the second half. With a 62-47 South Carolina lead at the second media timeout at 11:49, USC Aiken went 6-of-10 from the floor to go with four free throws in less than four minutes. After Chatkevicius added a free throw for Carolina at 9:54, the Pacers went on a 13-0 run in under two minutes, highlighted by three-straight 3-pointers from senior guard Ronald Zimmerman. Senior forward Paul Larsen's layup with eight minutes remaining cut the lead to three at 65-62.

The defensive intensity picked back up for the Gamecocks as they went on a 16-2 run over the next 5-plus minutes, primarily at the free-throw line to put the game away.

The run was keyed by senior guard Brenton Williams who hit a big 3 for the Gamecocks to push the lead back up to six with under seven minutes remaining.

To go with Carrera's 14 and Chatkevicius' 10, Thornwell and Williams were also in double figures with 12 and 10 points, respectively. Aiken's Seilern led all scores with 18.

GAME 1 - SOUTH CAROLINA 82, LONGWOOD 44
NOV. 9, 2013/COLONIAL LIFE ARENA

COLUMBIA, S.C. - South Carolina (1-0) posted an 82-44 victory in its season opener on Saturday versus Longwood (0-1). The win marked the 13th straight in an opener for the Gamecocks and held head coach Frank Martin's record at a perfect 7-0 in openers for his career. South Carolina junior guard Ty Johnson led all scorers with 18 points, hitting 6-of-9 attempts from the field.

Prior to the start of Saturday's opener, it was announced that Johnson had been granted a waiver from the NCAA allowing him to compete effective immediately. Johnson went on to score the first points of the contest on a driving lay-up to the right side in his first regular season action since the 2011-12 campaign at Villanova.

Sophomore forward Mindaugas Kacinas set a career high in the game with 14 rebounds, where the Gamecocks out-rebounded the Lancers 50-27. Kacinas pulled down five of Carolina's 12 offensive boards in the game.

South Carolina held Longwood to just 22.8 percent (13-57) shooting, which marked a new Colonial Life Arena record. Longwood's 44 points in the contest were the fewest for a Gamecock opponent since SE Louisiana scored 43 on Dec. 21, 2011. It was the largest margin of victory for Carolina since defeating Alabama A&M 88-50 on Nov. 13, 2009.

The Gamecocks held an early 6-0 lead behind the play of Johnson before a lay-in from Longwood's Tristan Carey put the Lancers on the board with 14:09 to play in the opening half.

Back-to-back 3s from sophomore forward Michael Carrera pushed the Gamecock lead to 18-4 with 11:04 remaining in the first half before Longwood would score five unanswered points over the course of the next three minutes to put the score at 18-9 at the under-eight minute media timeout.

The Lancers would add a jumper with 5:47 remaining, forcing a called timeout for the Gamecocks.

South Carolina would score seven unanswered out of the timeout, and would end the half on a 19-4 run, sparked by consecutive 3s from freshman guard Duane Notice, to hold a 37-15 uprhand at the break. Senior guard Brenton Williams led all scorers in the opening half with 11, while Kacinas pulled down eight rebounds, including four on the offensive glass.

Strong defense from the Gamecocks forced the ninth and 10th turnovers of the contest for the Lancers, with Carolina capitalizing on both with jumpers from freshman guard Sindarius Thornwell and Johnson at the 17:12 mark, which forced a Longwood timeout.

South Carolina continued to bolster its lead through the remainder of the second half. A one-handed dunk from Carrera pushed the lead to 61-24 at the 10:17 mark. The Gamecocks continued to dominate the remainder of the half. Johnson reached his career high for points in the later minutes of the game, and Kacinas pulled down his career high for rebounds, adding eight points to almost reach the double-double.

Williams and Thornwell both posted 14 points in the win, with all of Thornwell's tallies coming in the second half. Carrera added 12 points, nine rebounds and two blocks and Notice led the way with four assists.

Carey led Longwood with 12 points in the contest.

GAME 2 - NO. 23/25 BAYLOR 66, SOUTH CAROLINA 64
NOV. 12, 2013/FERRELL CENTER/WACO, TEXAS

WACO, Texas - South Carolina battled No. 23/25 Baylor to the wire before coming up just short in a 66-64 loss at the Ferrell Center. Freshman guard Sindarius Thornwell saw a pair of shots fall just short in the final seconds, and forward Michael Carrera was fouled attempting a put-back at the final horn, but officials determined the infraction occurred after time had expired.

Thornwell was the catalyst for the Gamecocks throughout the afternoon, leading all scorers with a season-high 20 points and chipping in four rebounds as Baylor was unable to find an answer for him.

Both teams opened up the game shooting high percentages with South Carolina starting the game hitting eight of its first nine from the field, while Baylor connected on seven of its first eight field goals.

The teams went back and forth throughout the first 20 minutes, both shooting over 48 percent from the field. South Carolina held a slim lead for much of the half, posting its largest lead of four, four times during the period and only trailing twice and taking a 39-38 edge into the locker room at halftime.

With 14:08 left in the game, Baylor grabbed its first lead since the 12:42 mark in the first half when a missed free throw was kicked out to Brady Hespil for a 3-pointer to give the Bears a one-point advantage. After the Gamecocks quickly went back on top, Hespil responded with another triple. South Carolina's Demetrius Henry tied the game at 52-52 with 12:21 remaining.

After Henry gave the Gamecocks a two-point advantage, Baylor got one back on a free throw before forward Cory Jefferson hit a jumper to give the Bears the lead just before the 10-minute mark. Ten seconds later a missed free throw by Jefferson was gathered by Baylor where it was kicked out to Hespil for his third 3-pointer in less than five minutes. The bucket gave the home team its largest lead of the game at 58-54.

Baylor pushed the lead to 60-55, but South Carolina remained persistent and fought back to tie the game at 64-64 on a jumper from Thornwell with 4:20 on the clock.

Trailing 65-64, the Gamecocks forced a stop with just under a minute remaining, but Tyrone Johnson's layup on the other end wouldn't go down. Baylor guard Kenny Chery hit one of two free throws to give a the Bears a two-point lead before the Gamecocks called a timeout with 16 seconds remaining.

On the other end, Thornwell got the ball in the corner and drove to the basket, but wasn't able to get his attempt to fall. He quickly stole the ball from Royce O'Neal before getting a second attempt off, which fell short as well. Carrera corralled the rebound, his team-high seventh of the game, and went back up to beat the buzzer, but neither the shot nor the foul called on Baylor occurred before the final horn.

For the game, Gamecock senior guard Brenton Williams had 12 points, while Johnson had eight points and eight assists to go along with four rebounds. Hespil led Baylor with 18 points, going 5-of-10 from behind the 3-point line.

EXHIBITION

Official Basketball Box Score - Game Totals - Final Statistics
USCA vs South Carolina
11/03/13 2 p.m. at Columbia, S.C. (Colonial Life Arena)

USCA 72 • 0-0

#	Player	Total		3-Ptr		Rebounds			PF	TP	A	TO	Blk	Stl	Min
		FG-FGA	FT-FTA	FG-FGA	FT-FTA	Off	Def	Total							
14	Paul Larsen	4	7	0	0	3	6	9	4	15	0	2	0	0	25
32	Alvin Brown	0	1	0	0	0	0	0	0	5	0	1	0	0	4
4	DeVontae Wright	2	9	0	1	4	4	5	4	9	0	3	1	2	22
5	Shane Porchea	1	4	0	0	4	3	5	4	6	0	1	0	1	20
13	Ronald Zimmerman	4	15	3	12	2	3	4	1	13	1	2	0	0	30
00	Hendrix Emu	1	2	0	0	0	2	1	3	0	2	1	0	0	7
01	Derrick Scott	0	2	0	1	0	0	1	1	1	0	0	0	0	8
10	Kinley Branch	0	2	0	0	0	0	0	0	3	1	0	0	0	8
11	Grant Harris	3	6	1	3	1	2	1	2	8	3	2	0	1	20
15	Rick Alderman	0	4	0	0	1	2	3	3	0	1	2	1	0	22
23	Jesse Seilern	5	14	4	9	4	6	1	2	3	18	2	3	0	34
	Team	2		1		3									
	Totals	20-66	9-28	23-35	18	18	36	31	72	9	16	2	13	200	

FG % 1st Half: 7-33 21.2% 2nd half: 13-33 39.4% Game: 20-66 30.3% Deadball Rebounds 5.1
3FG % 1st Half: 5-16 31.3% 2nd half: 4-12 33.3% Game: 9-28 32.1%
FT % 1st Half: 8-15 53.3% 2nd half: 15-20 75.0% Game: 23-35 65.7%

South Carolina 84 • 0-0

#	Player	Total		3-Ptr		Rebounds			PF	TP	A	TO	Blk	Stl	Min
		FG-FGA	FT-FTA	FG-FGA	FT-FTA	Off	Def	Total							
14	CHATKEVICIUS, L.	3	6	0	0	4	6	7	11	3	10	0	2	1	26
21	HENRY, Demetrius	3	6	0	0	2	4	4	5	3	8	0	2	1	15
24	CARRERA, Michael	4	5	1	1	5	6	4	5	2	14	0	3	3	27
00	THORNWELL, Sindarius	2	3	0	0	8	10	5	5	2	12	3	4	1	25
10	NOTICE, Duane	2	8	0	0	4	4	0	2	8	6	1	0	1	19
01	WILLIAMS, Brenton	1	4	1	3	7	8	0	1	1	10	1	0	0	26
05	SHAW, Jaylen	2	6	0	1	2	2	1	0	3	6	1	5	0	13
15	THEUS JR., Reggie	0	0	0	0	0	0	0	0	0	0	0	0	0	2
20	MCKIE, Justin	3	4	0	0	0	4	4	1	6	1	1	1	0	21
25	KACINAS, Mindaugas	3	4	0	0	2	2	4	4	8	1	1	0	0	17
32	RINGER, Desmond	0	0	0	0	0	3	3	0	0	2	0	1	1	14
35	STEELE, Brian	1	3	0	1	1	0	1	1	2	0	0	0	0	5
	Team	2		4		4									
	Totals	24-49	2-6	34-43	10	34	44	24	84	13	22	7	8	200	

FG % 1st Half: 13-28 46.4% 2nd half: 11-21 52.4% Game: 24-49 49.0% Deadball Rebounds 5.1
3FG % 1st Half: 1-2 50.0% 2nd half: 1-4 25.0% Game: 2-6 33.3%
FT % 1st Half: 17-22 77.3% 2nd half: 17-21 81.0% Game: 34-43 79.1%

Officials: Ted Valentine, Tony Greene, Jeff Smith
Technical fouls: USCA-None. South Carolina-KACINAS, Mindaugas.
Attendance: 5706
Fouled Out: USCA: #25 Larsen; 5:25

Score by periods	1st	2nd	Total
USCA	27	45	72
South Carolina	44	40	84

Last FG - USCA 2nd-00:42, SC 2nd-02:23.
Largest lead - USCA by 2 1st-15:03, SC by 21 2nd-18:01.
Score tied - 3 times.
Lead changed - 4 times.

GAME 1

Official Basketball Box Score - Game Totals - Final Statistics
Longwood vs South Carolina
11/09/13 1 p.m. ET at Columbia, S.C. (Colonial Life Arena)

Longwood 44 • 0-1

#	Player	Total		3-Ptr		Rebounds			PF	TP	A	TO	Blk	Stl	Min
		FG-FGA	FT-FTA	FG-FGA	FT-FTA	Off	Def	Total							
20	ZIEGLER, Karl	0	0	0	0	3	4	7	2	5	0	3	0	2	22
24	GETER, Damarion	0	0	0	0	0	3	3	2	0	1	1	0	0	21
44	HAVENSTEIN, Jeff	0	1	0	0	0	1	2	2	0	0	1	0	0	21
12	CAREY, Tristan	2	10	2	10	0	1	3	2	12	0	1	0	0	32
5	WOOSHOUSE, Lucas	2	9	1	4	4	5	0	4	1	9	4	2	0	33
01	FISHER, Leron	1	6	1	4	2	6	0	1	3	5	2	0	0	26
08	ALLEN, Darrion	1	1	0	0	0	3	0	0	0	1	0	0	0	7
15	BELTON, Isaac	1	7	0	3	4	1	0	2	5	0	1	0	3	13
22	DUBLIN, Jeylami	4	5	0	0	3	0	2	8	0	0	0	0	0	24
30	AKERS, Tyler	0	0	0	0	0	0	0	0	0	0	0	0	0	1
	Team	1		2		3									
	Totals	13-57	4-22	14-22	9	18	27	19	44	7	13	0	9	200	

FG % 1st Half: 6-29 20.7% 2nd half: 7-28 25.0% Game: 13-57 22.8% Deadball Rebounds 6
3FG % 1st Half: 1-11 9.1% 2nd half: 3-11 27.3% Game: 4-22 18.2%
FT % 1st Half: 2-3 66.7% 2nd half: 12-19 63.2% Game: 14-22 63.6%

South Carolina 82 • 1-0

#	Player	Total		3-Ptr		Rebounds			PF	TP	A	TO	Blk	Stl	Min
		FG-FGA	FT-FTA	FG-FGA	FT-FTA	Off	Def	Total							
21	HENRY, Demetrius	1	5	0	0	2	2	4	6	2	4	1	0	0	31
25	KACINAS, Mindaugas	4	6	0	0	0	5	9	14	2	8	0	3	2	29
00	THORNWELL, Sindarius	4	10	0	3	6	7	1	3	4	3	4	2	1	26
04	JOHNSON, Tyrone	6	9	0	1	6	7	0	2	2	18	2	4	1	24
10	NOTICE, Duane	3	6	2	3	0	4	5	8	4	3	0	0	0	22
01	WILLIAMS, Brenton	5	11	2	2	0	4	5	0	14	1	0	0	0	19
06	SHAW, Jaylen	0	1	0	1	2	0	0	0	2	1	1	0	0	3
14	CHATKEVICIUS, L.	1	1	0	0	1	3	4	0	2	0	0	1	0	8
15	THEUS JR., Reggie	0	0	0	0	0	0	0	0	0	0	1	0	0	2
20	MCKIE, Justin	0	1	0	0	0	0	0	0	0	0	0	0	0	4
24	CARRERA, Michael	4	7	2	5	4	2	7	3	12	1	0	2	2	25
32	RINGER, Desmond	0	0	0	0	0	0	0	0	0	0	0	0	0	7
	Team	0		2		2									
	Totals	28-57	6-20	20-24	12	38	50	18	82	13	15	8	5	200	

FG % 1st Half: 13-33 39.4% 2nd half: 15-24 62.5% Game: 28-57 49.1% Deadball Rebounds 8
3FG % 1st Half: 6-15 40.0

GAME 3 - CLEMSON 71, SOUTH CAROLINA 57
NOV. 17, 2013/LITTLEJOHN COLISEUM/CLEMSON, S.C.

CLEMSON, S.C. - After valiantly fighting back to within one point midway through the second half, South Carolina (1-2) was unable to sustain its comeback bid on the road, falling to Clemson (3-0) 71-57 at Littlejohn Coliseum. Gamecock sophomore forward Mindaugas Kacinas recorded his first double-double of the season with 13 points and 12 rebounds, while Tiger junior forward K.J. McDaniels led all scorers 21 points and grabbing 10 rebounds.

The teams traded made baskets through the first media timeout of the opening half, before back-to-back 3s from Clemson's Adonis Filer and Jordan Roper pushed the Tiger lead to 17-9 at the 12-minute mark.

Laimonas Chatkevicius responded out of the media timeout with a dunk courtesy of an assist from freshman guard Duane Notice, but the Tigers put together a 7-4 run to lead by 11 at 24-13 with 8:54 remaining in the half.

South Carolina suffered a near seven-minute scoring drought through the middle portion of the first half until a 3 from Sindarius Thornwell at the 3:42 mark halted the stretch. Thornwell added a floater on the next possession and another layup with 30 seconds remaining in the half to fuel a 13-9 Gamecock run over the final 3:42 to put the score at 35-26 Clemson at the break.

Clemson scored its last nine points of the first half at the foul line, hitting 9-of-10 attempts during the final 2:51 of the half.

South Carolina hit 33.3 percent (12-36) of its attempts from the floor during the opening half, with the Gamecocks having just three free throw attempts. The Tigers hit 10-of-24 attempts (41.7 percent) and 12-of-14 attempts from the free throw line.

A dunk and jumper from Demetrius Henry sparked an 8-5 Gamecock run out of the break, but Henry was called for his third foul of the second half at the first media timeout, with Carolina trailing the Tigers by six at 40-34 as 15:16 remained on the clock.

Michael Carrera connected for a dunk out of the break, and Tyrone Johnson added a tally from the foul line, as the Gamecocks continued to battle back from a 13-point deficit to trail by just three at 40-37 with 14:21 to play.

The Gamecocks pulled within one at 40-39 following a continuation call on a floater from Carrera in the lane, but the Tigers responded with a 10-1 run over the next three minutes forcing a Gamecock timeout with 10:02 to play, and a 50-40 Clemson advantage.

The Tigers increased their lead to 54-43 at the under-eight minute media timeout and the score stood at 61-49 Clemson following two free throws from Desmond Ringer with 5:37 on the clock.

The Clemson lead climbed to 14 at 63-49, before a 3-point play from Kacinas pulled Carolina within nine at 63-52 and 4:10 on the clock. The Tigers scored five straight from that point to push the lead back to 16.

Clemson's run in the second half was aided by its shooting from the free throw line, hitting nine of its second-half free throws after the Gamecocks closed to within one. The Tigers were 12-12 from the line in the second half and 24-26 (92.3 percent) for the game. On the defensive end, they totaled 12 blocks on the day, with seven coming from McDaniels.

GAME 4 - SOUTH CAROLINA 84, FIU 72
NOV. 24, 2013/COLONIAL LIFE ARENA

COLUMBIA, S.C. - Trailing at the half, South Carolina (2-2) put on the defensive clamps in the second half as they defeated FIU (6-3), 84-72, at Colonial Life Arena this afternoon as four Gamecocks scored in double figures for the second time this season.

Junior Tyrone Johnson matched his season high with 18 points and recorded seven assists, while freshmen Jaylen Shaw and Demetrius Henry had career days with 16 and 14 points, respectively. Shaw went 4-7 from 3-point range. Senior guard Brenton Williams also chipped in 16 points as well.

After forward Rakeem Buckles hit a 3-pointer in the opening minute from the right side to give FIU a 3-1 lead, the Gamecocks answered with six points over the next two minutes to take a four point lead and force the Panthers to call a timeout. FIU guard Jason Boswell cut the deficit to one though with a 3 out of the timeout.

After a long jumper from Buckles gave FIU an 11-9 lead at the 13:56 mark, Shaw responded with back-to-back 3-pointers to give Carolina a 15-11 advantage.

The Panthers though scored six points over a one-minute span to knot it up at 17-17, but Johnson hit a 3 for Carolina just before the under-12 media timeout to give the Gamecocks a 20-17 lead.

After a 3 from Williams for the Gamecocks out of a 30-second timeout at the 10:11 mark, the Panthers went on an 8-0 run in less than two minutes to take a 27-23 lead.

Carolina was able to equalize at 31-31 with 4:39 remaining in the half after Johnson split the defense and hit a floater with seconds left on the shot clock after pulling the ball back out with under 10 on the clock.

The Gamecocks grabbed a 34-33 lead with 3:10 left after Williams found Shaw in the right corner for his third 3-pointer of the half. Johnson then found sophomore forward Michael Carrera in the same spot minutes later to give the Gamecocks a four-point advantage with under two minutes in the half.

FIU was able to take a one-point lead with 27 seconds left, before Tymell Murphy went the length of the court in the final seconds and laid it in at the buzzer to give the Panthers a 42-39 lead at the break. The Panther guard recorded 13 of his game-high 22 points in the first half.

Both teams shot well throughout the half, going above their season averages in the opening half with South Carolina shooting 16-31 (51.6 percent) from the floor, while FIU shot 14-25 (56 percent) from the field and hit 11-13 (84.6 percent) from the free throw line.

With the two teams trading points throughout the early going in the second half that saw three lead changes, a pair of free throws by sophomore forward Mindaugas Kacinas tied the game up at 51-51 at the 15 minute mark. Following a missed jumper from Murphy, freshman guard Sindarius Thornwell found an open Shaw on the right side for his fourth 3 of the game, forcing FIU to call a timeout.

Out of the timeout, Williams stole the ball from Mavin Dennis before finding Shaw for a lay-in at the other end to give the Gamecocks a 56-51 lead with 12:03 remaining. The bucket capped a 9-2 run for Carolina.

After a lay-up by Dennis cut South Carolina's lead to three, Williams hit his second 3-pointer of the game to extend the lead to six. The Panthers answered back though with a pair of 3s over the next two minutes from Dominique Williams and Murphy to cut the Gamecocks lead to 65-61 with 8:24 remaining.

Thornwell ended a three-minute drought with a jumper at the 5:24 mark, which extended South Carolina's lead to six after both teams turned up the defensive pressure. With just under four minutes remaining, Williams turned Murphy over in the backcourt and took it in for a one-handed push to the lead to 69-61.

After Marco Porcher Jimenez cut South Carolina's lead to four with under two minutes to play, Johnson scored five points over the next minute, going 5-6 from free throw line to push the lead to nine.

The Gamecocks hit eight free throws over the final minute and Thornwell added a dunk with seconds remaining to give South Carolina the 84-72 win. The 84 points was the most scored this season by the Gamecocks.

South Carolina held FIU to just 20.5 (27.3 percent) from the field in the second half after the Panthers shot over 55 percent during the first 20 minutes. The Gamecocks shot 30-59 (50.8 percent) from the field for the game, and hit a season-high 8-19 (42.1 percent) from the beyond on arc.

Along with Henry, Johnson, Shaw and Williams who were in double figures, Kacinas recorded nine points and nine rebounds.

GAME 3



Official Basketball Box Score -- Game Totals -- Final Statistics
South Carolina vs Clemson
 11/17/13 5:00 PM at Clemson, S.C. (Littlejohn Coliseum)

South Carolina 57 • 1-2

##	Player	Total	3-Ptr			Rebounds				PF	TP	A	TO	Bk	Stl	Min	Deadball Rebounds
			FG-FGA	FG-FGA	FT-FTA	Off	Def	Total									
21	HENRY, Demetrius	f	4-9	0-0	1-4	3	2	5	9	0	1	1	0	0	0	22	
25	KACINAS, Mindaugas	f	6-11	0-0	1-2	7	5	12	4	13	0	2	0	0	0	31	
00	THORNWELL, Sindarius	g	3-5	1-1	3-3	1	3	4	1	10	0	1	0	0	0	21	
04	JOHNSON, Tyrone	g	2-11	0-2	1-2	1	2	3	2	5	2	2	0	0	0	32	
10	NOTICE, Duane	g	1-7	0-2	0-0	2	2	0	2	2	2	4	0	0	0	20	
01	WILLIAMS, Brenton	g	0-5	0-2	0-0	0	2	2	0	0	1	0	0	0	0	19	
05	SHAW, Jaylen	g	0-0	0-0	0-0	0	0	0	0	0	0	1	0	0	0	1	
14	CHATKEVICIUS, L.	g	2-3	0-0	0-0	2	2	0	3	4	0	1	1	0	0	10	
15	THEUS JR., Reggie	g	0-1	0-0	0-0	0	1	0	0	0	0	0	0	0	0	1	
20	MCKIE, Justin	g	0-1	0-1	1-2	1	0	1	0	1	0	0	0	0	0	1	
24	CARRERA, Michael	g	4-9	0-2	1-3	1	1	2	1	9	0	1	0	0	2	21	
32	RINGER, Desmond	g	1-3	0-0	2-2	0	1	1	3	4	1	0	0	0	0	10	
35	STEELE, Brian	g	0-0	0-0	0-0	0	0	0	0	0	0	0	0	0	0	1	
Team			3		2	5	1		1		1		1		6		200
Totals			23-65	1-10	10-18	12	20	41	21	57	7	13	2	6	0	200	
FG % 1st Half:			12-36	33.3%	2nd half:	11-29	37.9%	Game:		23-65	35.4%	Deadball Rebounds		3			
3FG % 1st Half:			1-5	20.0%	2nd half:	0-5	0.0%	Game:		1-10	10.0%	3					
FT % 1st Half:			1-3	33.3%	2nd half:	9-15	60.0%	Game:		10-18	55.6%	3					

Clemson 71 • 3-0

##	Player	Total	3-Ptr			Rebounds				PF	TP	A	TO	Bk	Stl	Min	Deadball Rebounds
			FG-FGA	FG-FGA	FT-FTA	Off	Def	Total									
05	BLOSSOMGAME, Jaron	f	0-1	0-0	0-0	1	1	2	0	1	1	2	0	0	0	20	
02	McDANIELS, K.J.	f	7-12	1-2	6-6	2	8	10	2	21	1	3	7	2	0	36	
35	NOKO, Lamyrcus	c	1-2	0-0	0-0	3	1	4	2	0	0	1	1	0	0	14	
12	HALL, Rod	g	3-7	0-1	8-9	0	3	3	2	14	4	1	1	0	1	32	
01	HARRISON, Damarcus	g	0-4	0-2	0-0	0	2	2	0	0	3	1	0	0	0	13	
01	AJUKWA, Austin	g	0-0	0-0	0-0	0	0	0	0	1	0	0	0	0	0	0	
03	FILER, Adonis	g	3-3	2-2	0-0	0	0	0	2	8	0	3	0	0	0	9	
20	ROPER, Jordan	g	3-8	1-3	8-8	0	5	5	1	15	4	0	1	0	0	30	
33	SMITH, Josh	g	1-3	0-0	1-2	0	1	1	3	3	0	1	0	0	0	17	
42	DJAMBO, Ibrahim	g	3-7	1-4	1-1	0	1	1	2	8	1	0	1	0	0	20	
50	DJITE, Sidy	g	0-1	0-0	0-0	1	3	4	2	0	0	0	0	0	0	9	
Team			0		1	1		0		0		0		0		2	
Totals			21-48	5-14	24-26	7	26	33	20	71	14	12	8	0	0	200	
FG % 1st Half:			10-24	41.7%	2nd half:	11-24	45.8%	Game:		21-48	43.8%	Deadball Rebounds		2			
3FG % 1st Half:			3-6	50.0%	2nd half:	2-8	25.0%	Game:		5-14	35.7%	2					
FT % 1st Half:			12-14	85.7%	2nd half:	12-12	100.0%	Game:		24-26	92.3%	2					

Officials: Bryan Kersey, Mike Eades, Joe Lindsay
 Technical fouls: South Carolina-None. Clemson-None.
 Attendance: 7283

Score by periods		1st	2nd	Total
South Carolina		26	31	57
Clemson		35	36	71

GAME 4



Official Basketball Box Score -- Game Totals -- Final Statistics
FIU vs South Carolina
 11/24/13 1 p.m. at Columbia, S.C. (Colonial Life Arena)

FIU 72 • 6-3

##	Player	Total	3-Ptr			Rebounds				PF	TP	A	TO	Bk	Stl	Min	Deadball Rebounds
			FG-FGA	FG-FGA	FT-FTA	Off	Def	Total									
03	FRINK, Jerome	f	2-4	0-0	4-4	0	3	3	3	8	1	5	2	1	0	32	
15	MURPHY, Tymell	f	9-13	1-2	3-4	1	4	5	4	22	5	2	0	0	0	39	
21	BUCKLES, Rakeem	f	2-9	1-4	6-6	2	6	8	2	11	0	5	1	2	0	33	
01	BOSWELL, Jason	g	1-3	1-2	0-0	0	1	1	1	3	1	1	0	0	0	22	
22	MAVIN, Dennis	g	4-9	0-1	2-4	1	2	3	3	10	3	0	1	0	0	33	
12	WILLIAMS, Dominique	g	1-4	1-2	0-0	1	0	1	2	3	2	0	0	0	0	18	
32	PORCHER JIMENEZ, M.	g	5-8	2-5	3-3	0	2	2	3	15	1	0	0	1	0	23	
Team			2		2	4		3		15		1		0		23	
Totals			24-50	6-16	18-21	7	20	27	18	72	13	16	3	9	0	200	
FG % 1st Half:			14-25	56.0%	2nd half:	10-25	40.0%	Game:		24-50	48.0%	Deadball Rebounds		2			
3FG % 1st Half:			3-5	60.0%	2nd half:	3-11	27.3%	Game:		6-16	37.5%	2					
FT % 1st Half:			11-13	84.6%	2nd half:	7-8	87.5%	Game:		18-21	85.7%	2					

South Carolina 84 • 2-2

##	Player	Total	3-Ptr			Rebounds				PF	TP	A	TO	Bk	Stl	Min	Deadball Rebounds
			FG-FGA	FG-FGA	FT-FTA	Off	Def	Total									
21	HENRY, Demetrius	f	7-10	0-0	0-0	3	3	6	3	14	0	0	0	1	0	31	
24	CARRERA, Michael	f	1-6	1-4	0-1	1	4	5	0	3	0	2	2	0	0	25	
25	KACINAS, Mindaugas	f	3-5	0-0	3-4	4	5	9	2	9	0	3	0	0	0	32	
00	THORNWELL, Sindarius	g	4-10	1-1	0-2	1	2	3	3	8	4	1	1	0	0	26	
04	JOHNSON, Tyrone	g	5-10	1-2	7-8	0	0	0	1	18	7	1	0	1	0	37	
01	WILLIAMS, Brenton	g	4-8	2-5	6-6	1	1	2	2	16	2	2	0	2	0	18	
05	SHAW, Jaylen	g	6														

GAME 6 - MANHATTAN 86, SOUTH CAROLINA 68
DEC. 17, 2013/COLONIAL LIFE ARENA

COLUMBIA, S.C. - South Carolina was unable to overcome the timely shooting and 34 made free throws from Manhattan tonight as the Gamecocks fell 86-68 to the Jaspers at Colonial Life Arena.

Manhattan's George Beamon scored 26 points on night, while fellow senior Michael Alvarado added 20 points, hitting 10-11 from the free throw line. Freshman guard Sindarius Thornwell led the Gamecocks with 17 points and five rebounds as junior Tyrone Johnson added 12 points.

South Carolina (2-4) opened up the game quick as senior guard Bruce Ellington scored five points in a 20-second span after the Jaspers scored the opening basket. Johnson followed that with lay-in and added a free throw to give the Gamecocks an early 8-2 advantage.

From that point on, Manhattan (8-2) raced out to a 10-2 run to reclaim the lead less than three minutes into the game. Carolina was able to tie it up at 18-18 after a Johnson hit a 16-footer as the shot clock expired. After a quick Jasper turnover, Johnson drove through the lane and added a lay-up after a taking a hard foul. The junior hit one of two ensuing free throws to give the Gamecocks a three-point lead.

Beamon responded for the Jaspers, knocking down a 3-pointer on their next possession to tie-up the game at 21-21 with just over 10 minutes remaining in the half.

Tied at 28-28 with 7:01 remaining in the half, Manhattan went on an 8-0 run, going 8-8 from the free throw line. Senior guard Brenton Williams then found freshman Demetrius Henry on the back door for a dunk to end the drought, but Shane Richards answered with a 3-pointer on the Jaspers' next trip.

Manhattan took a 45-34 lead into the half, due in part to going 18-19 (94.7 percent) from the free throw line, outscoring South Carolina by nine from the line.

After only scoring four of his 17 points in the first half, Thornwell asserted himself in the second half, trying to bring the Gamecocks back, but the Jaspers had an answer each time.

Thornwell cut the deficit to five with a pair from the line at 15:32. The Jaspers responded though with five quick points on a 3-pointer from Alvarado and a pair of free throws from Emmy Andujar.

With under 13 minutes to play, Thornwell squared up and hit an open 3. Alvarado responded though with a two free throws to push Manhattan's lead back to 10.

At the 11:31 mark, Mindaugas Kacinas found Michael Carrera sitting underneath for a lay-in as he was fouled. The sophomore converted the three-point play, but again the Manhattan answered from the line. Beamon followed that up with his second 3-pointer of the night to give the Jaspers a 63-53 lead.

Manhattan maintained its lead throughout the remainder of game to end the night with their seventh road win of the season, 86-68. As a team, Manhattan shot a 44-39 (87.2 percent) from the free throw line as the Gamecocks hit 22-52 (42.3 percent) from the field and went 22-38 (57.9 percent) from the line.

GAME 7 - USC UPSTATE 74, SOUTH CAROLINA 68
DEC. 19, 2013/COLONIAL LIFE ARENA

COLUMBIA, S.C. - Holding a three-point lead at the half, South Carolina was unable to keep up with USC Upstate's shooting from the field in the second half (48.1 percent) as the Gamecocks fell 74-68 today at Colonial Life Arena.

Freshman Sindarius Thornwell led South Carolina with 19 points and seven rebounds, and junior Tyrone Johnson chipped in 11 points, but the Spartan offense was keyed by Ricardo Glenn who had a season-high 22 points and 14 rebounds to go along with three others who scored in double figures for USC Upstate.

The Gamecocks (2-5) grabbed an early 4-0 lead after senior guard Bruce Ellington found Johnson cutting to the basket, but the Spartans (6-5) quickly tied the game up, scoring on consecutive possessions before senior forward Torrey Craig the road team a one-point advantage from the line.

Carolina responded with a 10-1 run ignited by back-to-back 3's from Thornwell and Duane Notice in less than three minutes. Sophomore forward Liamonas Chatkevicius capped off the run by tipping in a missed attempt from 3 from Brenton Williams.

After a lay-up from Glenn cut the Gamecocks advantage to 24-14 with seven minutes remaining, Williams pushed the lead back 13 with his first 3-pointer of the game. Less than a minute later, Notice turned over Jodd Maxey and quickly found Williams open on the break on the right side for another 3 to extend the run to 8-2 and push the lead to 32-16.

Fueled by six-straight made field goals to the end the half, that included three 3's over the final four-plus minutes, USC Upstate cut the Gamecock lead to 37-33 at the break. The Spartans outscored Carolina 17-4 to close the half as the Gamecocks shot 2-9 over the final four-plus minutes.

Out of the break, Ellington scored his first points of the game on a 3-pointer to push the home side's lead to seven.

With 14 minutes to play on a fast break, the Spartans looked to cut the Gamecocks advantage to one, but Desmond Ringer tracked back and blocked the lay-up attempt. The rebound was passed ahead to Williams who cut into the lane and found Mindaugas Kacinas under the basket to give them a 45-40 lead.

With under 12 minutes remaining, Williams lost the handle on the ball during a drive into the lane that led to Ty Greene finding Fred Miller on the break for two of his 10 points to cut the Gamecocks lead to 45-44. The Spartans grabbed their first lead since the early going as Miller found ShunQuez Stephens cutting to the basket on the next possession.

Up by one at 52-51 with just over seven minutes to play, Carolina saw the Spartans hit a 10-2 run which Craig capped by dunking a missed 3-point attempt from Greene to push the road team's lead to seven.

Ellington began to push the tempo, hitting a jumper at the opposite end before driving to the basket on the next possession after a steal from Kacinas. The senior's lay-up was off the mark, but Demetrius Henry was there to clean up the miss on a dunk to bring to the Gamecocks within three at 61-58 with less than four minutes remaining.

After a Glenn hit one of two from the line as Henry picked up his fifth foul of the game, Carolina pulled within two as Johnson found Ellington at the top of the key for his second 3-pointer of the day. The Spartans though quickly responded Glenn found Greene in the corner for three of his 10 points.

Down three, Johnson drove to the basket and forced a foul on the Spartans, but the ball wouldn't drop for the junior. He converted on the pair, but Miller converted on a three-point play on the other end to extend the Spartans' lead to 69-65 with 37 seconds. Thornwell missed a 3-point attempt on the Gamecocks following possession.

After shooting 11-29 (37.9 percent) in the first half, the Spartans shot 13-27 (48.1 percent) compared to the Gamecocks second half percentage of 27.8 percent (10-36). South Carolina finished the night shooting 23-69 (33.3 percent) from the field while USC Upstate hit 24-56 (42.9 percent).

GAME 6



Official Basketball Box Score - Game Totals - Final Statistics
Manhattan vs South Carolina
12/17/13 7 p.m. ET at Columbia, S.C. (Colonial Life Arena)

Manhattan 86 • 8-2

##	Player	Total			3-Ptr			Rebounds			PF	TP	A	TO	Bk	Stl	Min
		FG	FGA	FT	FTA	FG	FGA	FT	FTA	Off							
24	Beamon, George	f	8-13	3-4	7-7	2	3	5	2	26	1	0	0	0	0	29	
05	Brown, Rhameel	f	2-4	0-0	1-2	1	4	5	4	5	1	0	0	4	0	16	
12	Stores, Rashawn	g	4-2	0-2	2-2	0	2	2	4	2	1	0	0	1	1	16	
23	Williams, Rich	g	4-4	0-0	1-1	1	1	2	4	9	0	2	0	0	0	7	
11	Alvarado, Michael	g	4-8	2-2	10-11	1	2	3	20	6	2	0	1	0	30		
00	Richards, Shane	g	1-5	1-5	0-0	0	2	2	2	3	0	2	0	2	14		
02	Wilson, Tyler	g	1-2	0-0	0-0	1	1	4	2	1	1	0	0	0	11		
13	Andujar, Emmy	g	1-5	0-0	2-2	2	3	5	2	4	3	5	1	2	26		
30	Pankey, Ashton	g	2-6	0-0	5-8	3	2	5	9	0	1	4	0	0	24		
32	Allen, Carlton	g	0-0	0-0	0-0	0	0	0	0	0	0	0	0	1	2		
33	Kates, Donovan	g	0-0	0-0	6-6	0	1	1	1	6	1	3	0	0	25		
	Team				1	1	2										
Totals			23-49	6-13	34-39	12	21	33	30	86	13	16	9	11	200		

FG % 1st Half:	12-28	42.9%	2nd half:	11-21	52.4%	Game:	23-49	46.9%	Deadball Rebounds	7.2
3FG % 1st Half:	3-8	37.5%	2nd half:	3-5	60.0%	Game:	6-13	46.2%		
FT % 1st Half:	18-19	94.7%	2nd half:	16-20	80.0%	Game:	34-39	87.2%		

South Carolina 68 • 2-4

##	Player	Total			3-Ptr			Rebounds			PF	TP	A	TO	Bk	Stl	Min
		FG	FGA	FT	FTA	FG	FGA	FT	FTA	Off							
21	HENRY, Demetrius	f	2-6	0-0	0-2	1	2	4	4	0	1	0	0	0	0	19	
25	KACINAS, Mindaugas	f	3-4	0-0	1-4	4	5	5	7	2	1	1	1	1	24		
00	THORNWELL, Sindarius	g	3-9	1-2	10-13	2	3	5	0	17	3	1	1	1	36		
04	JOHNSON, Tyrone	g	3-8	0-0	6-11	1	2	12	2	17	3	3	0	0	27		
23	ELLINGTON, Bruce	g	3-6	1-4	0-0	1	1	3	7	2	3	0	1	0	23		
01	WILLIAMS, Brenton	g	0-1	0-1	0-0	0	0	1	0	1	1	0	0	0	6		
05	SHAW, Jaylen	g	0-2	0-0	0-0	0	1	1	0	2	2	0	0	0	15		
10	NOTICE, Duane	g	0-0	0-0	0-0	0	0	0	1	0	1	3	0	0	7		
14	CHATKEVICIUS, L.	g	3-6	0-0	1-2	1	3	4	2	7	0	0	0	0	16		
15	THEUS JR., Reggie	g	0-0	0-0	0-0	0	0	0	0	0	0	0	0	0	2		
20	MCKIE, Justin	g	0-0	0-0	0-0	0	0	0	0	0	0	0	0	0	4		
24	CARRERA, Michael	g	2-8	0-0	4-4	3	1	4	10	1	0	0	0	0	14		
32	RINGER, Desmond	g	3-2	0-0	0-2	0	0	0	0	4	0	0	0	0	5		
35	STEELE, Brian	g	0-0	0-0	0-0	0	0	0	0	0	0	0	0	0	2		
	Team				2	1	3										
Totals			22-52	2-7	22-38	12	15	27	23	68	15	16	3	3	200		

FG % 1st Half:	12-26	46.2%	2nd half:	10-26	38.5%	Game:	22-52	42.3%	Deadball Rebounds	11.2
3FG % 1st Half:	1-3	33.3%	2nd half:	1-4	25.0%	Game:	2-7	28.6%		
FT % 1st Half:	9-19	47.4%	2nd half:	13-19	68.4%	Game:	22-38	57.9%		

Officials: Doug Shows, Anthony Jordan, Michael Stephens
Technical fouls: Manhattan-None. South Carolina-None.
Attendance: 7533

Score by periods	1st	2nd	Total
Manhattan	45	41	86
South Carolina	34	34	68

Last FG - MAN 2nd-00:18, SC 2nd-01:00.
Largest lead - MAN by 18 2nd-01:21, SC by 6 1st-18:31.
Score tied - 6 times.
Lead changed - 6 times.

GAME 7



Official Basketball Box Score - Game Totals - Final Statistics
USC Upstate vs South Carolina
12/19/13 4 p.m. ET at Columbia, S.C. (Colonial Life Arena)

USC Upstate 74 • 6-5

##	Player	Total			3-Ptr			Rebounds			PF	TP	A	TO	Bk	Stl	Min
		FG	FGA	FT	FTA	FG	FGA	FT	FTA	Off							
05	GREENE, Ty	*	3-12	2-10	2-2	0	3	3	2	10	1	0	0	2	32		
10	GLENN, Ricardo	*	8-12	0-0	5-10	4	10	14	2	21	5	1	2	0	32		
23	CRAIG, Torrey	*	3-12	1-6	6-10	4	2	6	3	13	2	4	1	1	30		
24	MAXEY, Jodd	*	1-4	0-0	2-4	1	6	7	1	4	1	4	0	1	22		
03	BLESSING, Mario	*	0-2	0-1	0-0	1	0	1	4	0	3	2	0	0	21		
03	MALUENYEGA, Karim	*	2-4	2-3	1-2	0	2	0	7	2	1	0	0	17			
15	STEPHENS, ShunQuez	*	2-2	0-0	2-3	0	4	2	6	1	1	1	1	10			
32	MILLER, Fred	*	4-5	1-1	1-2	0	2	0	10	2	1	0	3	23			
34	OLUMUYIWA, Babatund	*	0-0	0-0	0-0	0	1	1	0	0	0	1	0	5			
34	BUCHANAN, Michael	*	1-3	0-0	1-3	0	2	2	3	0	0	0	0	8			
	Team				1	2	3										
Totals			24-56	6-21	20-35	13	32	45	17	74	17	14	5	8	200		

FG % 1st Half:	11-29	37.9%	2nd half:	13-27	48.1%	Game:	24-56	42.9%	Deadball Rebounds	6
3FG % 1st Half:	3-13	23.1%	2nd half:	3-8	37.5%	Game:	6-21	28.6%		
FT % 1st Half:	8-13	61.5%	2nd half:	12-22	54.5%	Game:	20-35	57.1%		

South Carolina 68 • 2-5

##	Player	Total			3-Ptr			Rebounds			PF	TP	A	TO	Bk	Stl	Min
		FG	FGA	FT	FTA	FG	FGA	FT	FTA	Off							
00	THORNWELL, Sindarius	*	6-18	3-10	4-6	2	5	7	4	19	3	5	0	1	29		
04	JOHNSON, Tyrone	*	2-6	0-1	7-8	1	3	4	1	11	3	2	0	1	27		
21	HENRY, Demetrius	*	2-7	0-0	0-2	4	3	7	5	4	0	1	1	1	16		
23	ELLINGTON, Bruce	*	3-13	2-8	0-0	0	2	3	8	2	0	1	2	29			
25	KACINAS, Mindaugas	*	2-5	0-1	1-2	3	6	9	2	5	1	2	1	1	36		
01	WILLIAMS, Brenton	*	3-9	2-8	0-0	0	2	0	8	2	2	0	1	20			
05	SHAW, Jaylen	*	0-0	0-0	0-0	0	0	0	0	0	0	0	0	0	3		
10	NOTICE, Duane	*	1-2	1-1	2-2	0	0	0	1	5	3	0	0	1	14		
14	CHATKEVICIUS, L.	*	3-6	0-0	0-0	2	4	6	0	0	0	0	0	12			
32	RINGER, Desmond	*</															

GAME 9 - BOISE STATE 80, SOUTH CAROLINA 54
DEC. 23, 2013/STAN SHERIFF CENTER/HONOLULU, HI.
HAWAIIAN AIRLINES DIAMOND HEAD CLASSIC

HONOLULU, Hawaii - South Carolina (3-6) suffered an 80-54 loss to Boise State (10-2) in the semifinals of the Hawaiian Airlines Diamond Head Classic on Monday. The Gamecocks will face Akron on Wednesday, Dec. 25, in the third-place game at 6:30 p.m. ET on ESPN2.

Senior guard Brenton Williams led Carolina with 14 points in the game, and freshman guard Duane Notice added 13. The Gamecocks recorded just six assists and 18 turnovers on the night, hitting 37.3 percent (19-51) from the field, compared to the 53.7 percent (29-54) from the Broncos. Junior guard Anthony Drmic paced Boise State with a game high 30 points and three steals.

The veteran Broncos jumped out to an early 9-4 lead behind seven points from Drmic. The Broncos extended their lead to as many as nine in the early going before a 3 from Williams and lay-in from Notice brought the score to 15-9 Broncos with 12:50 remaining in the first half.

South Carolina started just 4-of-12 from the floor to open the contest and both teams struggled near the eight-minute mark to find the basket with Boise State holding a 22-15 advantage.

A 3 from Boise State's Thomas Bropleh was answered with a 3 from Williams with 5:03 on the clock in the first half to bring the score to 29-21 Broncos.

Junior guard Tyrone Johnson completed a 3-point play from the line after a Broncos foul with just under three minutes remaining in the half, but the Gamecocks would add just two more points before the break. Boise State's Nick Duncan hit a 3 with 40 seconds remaining and Bropleh connected on a lay-in just before the halftime buzzer for a 43-28 Broncos lead at the half.

South Carolina shot just 38 percent (10-26) in the opening stanza, compared to 53.6 percent (15-28) from Boise State. Williams recorded 10 points to pace the Gamecocks and Drmic scored 21 for Boise State in the half. The Broncos also scored 12 points off of 11 Gamecock turnovers in the set.

Notice scored five points early in the second half, but Boise State's Ryan Watkins connected for a pair of lay-ups and Drmic a free throw to put the Broncos lead at 48-33 with 16:41 to play.

A lay-in from Williams broke a four-minute scoreless streak for Carolina at the 13:46 mark. Boise State answered with lay-ups on consecutive possessions from Drmic and Bropleh and the Gamecocks trailed 56-35 with just over 12 minutes to play.

South Carolina continued to struggle from the floor. Jeff Elorriaga hit 3s on consecutive Broncos possessions, before sophomore forward Brian Steele hit his first basket of the contest, a 3, with 8:08 showing on the clock to put the score at 67-40 Boise State.

The Gamecocks battled the remainder of the half, but Boise State's lead was too much and the Broncos closed the 80-54 victory.

GAME 10 - SOUTH CAROLINA 69, AKRON 59
DEC. 25, 2013/STAN SHERIFF CENTER/HONOLULU, HI.
HAWAIIAN AIRLINES DIAMOND HEAD CLASSIC

HONOLULU, Hawaii - South Carolina trailed by as many as nine in the first half, but the Gamecocks (4-6) out-scored Akron 44-28 in the second half to defeat the Zips (6-4) 69-59 to take third place at the Hawaiian Airlines Diamond Head Classic on Christmas Day in Honolulu. Five Gamecocks scored in double-figures, led by freshman guard Duane Notice with a season high 15 points.

"I was proud of our guys," South Carolina head coach Frank Martin said. "I thought we played real hard against Saint Mary's and didn't play very good against Boise, they had a lot to do with it, but proud of our young team that we didn't dwell on that negative moment and really came out today and battled."

"Today we tried to stick to our disciplines. And we fought and made the effort plays, we came up with the loose balls and we got on the offensive glass which created extra possessions and put us on the foul line."

The Gamecocks won the rebound battle 38-35 and scored 46 points in the paint. After poor shooting in the opening half, Carolina hit 46.7 percent in the second half to finish the contest with a 41.7 percentage (25-60) from the floor. Akron hit just 37.9 percent (22-58) for the game.

South Carolina committed a near season low 10 turnovers in the game, including just two giveaways in the second half. The Zips committed 16 turnovers, which led to 20 Carolina points, including 14 in the second half.

South Carolina committed three turnovers early in the contest, which led to four points for the Zips and Akron found itself with a 6-0 lead with just under 17 minutes showing on the clock, which forced Gamecock head coach Frank Martin to call an early timeout.

A 3 from senior guard Brenton Williams brought the Gamecocks within three at 10-7 at the 13-minute mark. The teams traded baskets midway through the half before a lay-in from Notice on an assist from Williams tied the contest at 13 with 9:27 showing.

Akron's Jake Kretzer hit a 3 for the Zips and Demetrius Treadwell added one from the free throw line, but the Gamecocks responded with another 3 from Williams and dunk from freshman guard Sindarius Thornwell to take their first lead of the game at 18-17 with 7:33 to play before the half.

A lay-in from freshman forward Desmond Ringer with 2:26 remaining in the first half broke a five-minute scoreless streak for Carolina and put the score at 24-20 Zips. Akron would score five unanswered in a span of 30 seconds to lead by nine with 1:46 remaining.

South Carolina would end the half on a 5-2 run with a 3-point play from Notice and jumper from sophomore forward Michael Carrera and the score stood at 31-25 Akron at the half.

The Gamecocks hit 11-of-30 attempts for a 36.7 percent in the first half from the floor, with the Zips slightly better at 40 percent (12-30). Akron converted eight Gamecock turnovers into eight points, and the Zips tallied nine second-chance points in the half, compared to four for the Gamecocks on seven offensive rebounds.

Two Akron turnovers led to four points at the foul line from Thornwell early in the second half to bring the Gamecocks within two at 35-33.

South Carolina continued to play aggressively on both ends of the under-16 minute media timeout. Carrera scored on a lay-in following a made free throw from Akron's Quincy Diggs, and Williams hit two from the free throw line to give South Carolina a 37-36 uppershand with 15:14 remaining.

Back and forth play followed with Treadwell and Diggs adding lay-ups for the Zips, but Carrera, Notice and Williams responded with jumpers for Carolina and the score stood at 43-42 Gamecocks at the under-12 minute media timeout.

Junior guard Ty Johnson extended the lead with a pair from the line, and Notice put the score at 49-43 Gamecocks with just under 11 minutes remaining.

A pair of free throws from Williams gave Carolina a 53-45 uppershand with just over seven minutes to play, but Treadwell connected for two free throws and Diggs hit a 3 from the corner to pull the Zips within five at 55-50 with 5:31 showing. Following a Carolina timeout, Johnson hit his fourth consecutive free throw and Carolina's lead was seven.

Notice converted lay-ups on consecutive possessions for his 15th point of the contest, stealing a pass attempt from the Zips on the second basket to put the Carolina lead at 63-56 at the final media timeout of the contest.

Akron had their chances late in the contest, unable to convert on several lay-ups due to high pressure from Carolina's defense at the basket.

Johnson hit a lay-in with one second remaining on the shot clock with under a minute to play, and sophomore forward Mindaugas Kacinas added two with a dunk to put the score at 67-56 Gamecocks.

Akron's Quincy would hit a late 3, but Ringer connected for two at the free throw line to secure the 69-59 Gamecock victory.

Thornwell and Williams posted 12 points each in the win, and Carrera and Johnson contributed 10 a piece. Johnson's five assists were also a game high.

GAME 11 - SOUTH CAROLINA 78, AKRON 45
DEC. 28, 2013/COLONIAL LIFE ARENA

COLUMBIA, S.C. - Playing for the second time since Christmas, South Carolina (5-6) cruised to a 78-45 win in today's rematch with Akron (6-5) at Colonial Life Arena behind a stellar day from senior guard Brenton Williams who tied a career-high in 3-pointers (6) and field goal attempts (17) as he led all scorers with 24 points.

To go with Williams' 6-9 shooting from beyond the arc, sophomore Michael Carrera chipped in a season-best 13 points as well as seven rebounds. Sophomore Mindaugas Kacinas also tallied double-figures on the afternoon with 11 points. Akron was led by Quincy Diggs who recorded 13 points.

After the Zips grabbed an early 4-0 lead, the Gamecocks quickly erased it from the 3-point line as Sindarius Thornwell and Williams hit back-to-back 3s to open up the game for Carolina.

Williams extend the lead to five just under five minutes into the game, but Akron hit a 7-0 spurt over the next three minutes as Deji Ibitayo collected five of five points during the run that gave the Zips a 14-12 lead.

After reclaiming the lead to three on a pair of free throws from Kacinas, the sophomore extended the lead to three with a lay-in after a strong drive through the lane from Duane Notice freed him up under the rim. A rebound on a his own missed free throw from Thornwell on the Gamecocks next possession allowed Carolina push the lead to 24-18. Notice collected one of his career-high six assists as he found Williams on the right side for an open 3.

Akron managed to cut the deficit to two with 1:46 remaining, but the strong shooting from Williams continued as the senior hit his third 3-pointer of the half. Williams ended the half with 11 points, hitting a season-high three 3's as the Gamecocks took a 30-24 lead into the half.

South Carolina continued its first-half momentum into the second 20 minutes. After missing on its first two shots of the half, the Gamecocks raced out to a 17-1 run with six different players scoring in the opening eight-plus minutes of the half. The Gamecocks held the Zips to 0-6 from field during the stretch as they pushed the lead to 47-25 with 12:24 remaining in the game.

After Pat Forsythe hit a jumper to end the drought for the Zips, Williams connected on his fourth and fifth 3s of the afternoon on back-to-back possessions to give the Gamecocks a 53-27 lead with 10:49 left.

With just over eight minutes remaining, the Gamecocks went on an 11-0 run starting with Carrera passing his season-high mark with his 13th point of the day. The three-minute stretch also saw Kacinas score four of his 11 points as the Gamecocks took a 69-35 lead.

During the run, Williams tied John Roche's school record for consecutive made free throws at 41. Williams' stretch dates back to Feb. 28, 2013 when he hit the second of two free throws against Missouri. Roche accumulated his streak during the 1970 season in a four game stretch (Wake Forest, Davidson, Duke, at N.C. State) from Feb. 9-18.

The 33-point win for the Gamecocks was keyed by a season-high 20 assists to only seven turnovers. Four days ago, Carolina had 12-10 ratio against Zips in its 10-point win at the Diamond Head Classic.

The Gamecocks had a strong performance defensively on the afternoon as they turned the Zips over 21 times and held them to 13-40 (32.5 percent) from the field. Carolina finished the day shooting 28-63 (44.4 percent), going 8-15 (53.3 percent) from 3.

GAME 9

Official Basketball Box Score - Game Totals - Final Statistics
South Carolina vs Boise State
12/23/13 4:00 p.m. at Stan Sheriff Center - Honolulu, HI

South Carolina 54 • 3-6

#	Player	Total		3-Pr		Rebounds		PF	TP	A	T	Blk	Stl	Min	
		FG	FGA	FGA	FT	FTA	Off								Def
00	THORNWELL, Sindarius	* 0-6	0-1	1-2	1	0	1	3	1	0	2	0	0	1	18
04	JOHNSON, Tyrone	* 2-7	0-3	1-2	0	1	1	0	5	3	0	0	0	0	21
10	NOTICE, Duane	* 5-10	1-3	2-4	0	2	2	13	1	1	0	0	0	33	
21	HENRY, Demetrius	* 3-5	0-0	0-0	1	2	3	6	0	3	2	0	0	20	
25	KACINAS, Mindaugas	* 0-1	0-0	0-1	1	2	3	2	0	1	3	0	0	28	
01	WILLIAMS, Brenton	4-12	2-7	4-4	1	2	3	14	0	2	0	0	0	29	
05	SHAW, Jaylen	0-0	0-0	0-0	0	0	0	0	0	0	0	0	0	2	
14	CHATKEVICIUS, L.	1-2	0-0	0-0	1	5	6	2	1	2	2	0	0	13	
15	THEUS JR., Reggie	1-1	0-0	0-0	0	1	1	0	2	0	0	0	0	4	
20	MCKIE, Justin	0-1	0-1	0-0	0	1	1	0	0	0	0	0	0	5	
24	CARRERA, Michael	2-3	0-0	4-5	1	0	1	1	8	0	0	0	0	7	
32	RINGER, Desmond	0-1	0-0	0-0	0	0	0	2	0	1	0	0	0	9	
35	STEELE, Brian	1-2	1-1	0-0	0	0	0	3	0	2	0	0	0	11	
Team				4-16		12-18		9		21		30		118	
Totals		19-51		4-16		12-18		9		21		30		118	

FG % 1st Half: 10-26 38.5% 2nd half: 9-25 36.0% Game: 19-51 37.3%
3FG % 1st Half: 2-9 22.2% 2nd half: 2-7 28.6% Game: 4-16 25.0%
FT % 1st Half: 6-9 66.7% 2nd half: 6-9 66.7% Game: 12-18 66.7%

Boise State 80 • 10-2

#	Player	Total		3-Pr		Rebounds		PF	TP	A	T	Blk	Stl	Min	
		FG	FGA	FGA	FT	FTA	Off								Def
00	WATKINS, Ryan	* 4-7	0-0	0-2	2	1	3	4	8	3	0	0	0	22	
02	MARKS, Derrick	* 1-2	0-0	2-2	0	0	0	4	4	0	1	0	0	19	
03	DRMIC, Anthony	* 10-17	2-6	8-11	1	5	6	30	1	1	0	3	0	35	
11	ELORRIAGA, Jeff	* 3-7	3-6	0-0	1	3	4	9	0	1	0	1	0	30	
14	HADZIMEROVICI, Igor	* 1-4	0-1	0-0	1	7	8	4	2	4	2	1	0	24	
01	THOMPSON, Mikey	4-5	1-1	1-2	0	1	1	4	0	3	1	0	0	21	
04	BROPLEH, Thomas	3-6	1-3	2-2	1	1	1	0	9	5	1	1	0	22	
05	HANSTAD, Joe	0-0	0-0	0-0	0	0	0	0	0	0	0	0	0	2	
13	DUNCAN, Nick	2-5	2-5	0-0	0	2	2	6	0	1	1	0	0	20	
20	NEBEKER, Joey	0-0	0-0	0-0	0	0	0	0	0	1	0	0	0	1	
21	DUKULIS, Edmunds	0-0	0-0	0-0	0	0	0	1	0	0	0	0	0	1	
25	TRENT, Dezmyn	1-1	0-0	0-0	0	0	0	0	2	0	0	0	0	1	
34	NESS, Jakey	0-0	0-0	0-0	0	0	0	0	0	0	0	0	0	2	
Team		0-0		0-0		1		2		3		3		200	
Totals		29-54		9-22		13-19		7		21		22		80	

FG % 1st Half: 15-28 53.6% 2nd half: 14-26 53.8% Game: 29-54 53.7%
3FG % 1st Half: 5-11 45.5% 2nd half: 4-11 36.4% Game: 9-22 40.9%
FT % 1st Half: 8-11 72.7% 2nd half: 5-8 62.5% Game: 13-19 68.4%

Officials: Darron George, Kip Kissinger, Jason Baker
Technical fouls: South Carolina-None. Boise State-None.
Attendance:
Hawaiian Airlines Diamond Head Classic Semifinal

Score by periods	1st	2nd	Total
South Carolina	28	26	54
Boise State	43	37	80

Last FG - SC 2nd-02:29, BSU 2nd-03:33.
Largest lead - SC None, BSU by 30 2nd-08:52.

Score tied - 0 times.
Lead changed - 0 times.

GAME 10

Official Basketball Box Score - Game Totals - Final Statistics
Akron vs South Carolina
12/25/13 1:30pm at Stan Sheriff Center - Honolulu

Akron 59 • 4-4

#	Player	Total		3-Pr		Rebounds		PF	TP	A	T	Blk	Stl	Min	
		FG	FGA	FGA	FT	FTA	Off								Def
01	TREADWELL, Demetrius	* 4-9	0-0	4-5	2	5	7	12	0	2	0	1	0	33	
03	EVANS, Nyles	* 2-7	0-2	1-2	0	0	3	5	0	5	0	0	0	21	
10	HARNEY, Nick	* 4-10	0-0	1-3	6	0	6	3	9	3	1	0	0	25	
21	MACADAMS, Reggie	* 1-3	0-2	2-3	2	1	3	1	4	0	1	0	0	18	
34	FORSYTHE, Pat	* 2-3	0-0	0-1	1	2	4	4	0	2	3	1	0	14	
04	IBITAYO, Deji	1-3	1-2	0-0	1	4	5	0	2	0	3	0	0	13	
12	BETANCOURT, Carmelo	0-2	0-1	0-0	0	0	0	0	0	0	0	0	0	2	
13	DIGGS, Quincy	3-9	2-5	2-5	1	3	4	10	4	4	0	0	0	27	
15	KRETZER, Jake	2-5	2-5	0-0	1	2	3	6	1	1	0	1	0	24	
23	JOHNSON, Isaiah	3-7	0-0	0-0	1	1	2	6	0	0	2	1	0	13	
Team				1		3		19		15		16		59	
Totals		22-58		5-17		10-19		16		19		19		59	

FG % 1st Half: 12-30 40.0% 2nd half: 10-28 35.7% Game: 22-58 37.9%
3FG % 1st Half: 2-7 28.6% 2nd half: 3-10 30.0% Game: 5-17 29.4%
FT % 1st Half: 5-10 50.0% 2nd half: 5-9 55.6% Game: 10-19 52.6%

South Carolina 69 • 4-6

#	Player	Total		3-Pr		Rebounds		PF	TP	A	T	Blk	Stl	Min
		FG	FGA	FGA	FT	FTA	Off							
00	THORNWELL, Sindarius	* 4-11	0-2	4-5	0	4	4	2	12	2	2	1	0	29
01	WILLIAMS, Brenton	* 3-8	2-4	4-4	1									

GAME 12 - SOUTH CAROLINA 92, MARSHALL 65
DEC. 30, 2013/COLONIAL LIFE ARENA

COLUMBIA, S.C. - After scoring 78 points two days ago, South Carolina (6-6) followed Saturday's performance with its best offensive showing of the season tonight, defeating Marshall (5-8) 92-65 at Colonial Life Arena.

The Gamecocks were led by Tyrone Johnson and Brenton Williams who each scored 18 points on the night. Along with Duane Notice (13) and Demetrius Henry (12), the four combined for 61 of the team's 92 points. Shawn Smith led the Herd with 19 points, while Ryan Taylor chipped in 18.

Williams continued his hot shooting of late from beyond the arc by hitting his first two to give Carolina an early 6-4 lead. After a pair of free throws from Taylor tied-up the game, the Gamecocks went on a an 8-3 run as Henry scored four points for Carolina in the paint on consecutive possessions.

As the Herd cut the deficit to three, Henry was there again to extend the lead, hitting a pair of jumpers to push the Gamecocks lead 20-13 with eight minutes remaining.

With Carolina holding a 24-18 lead, Marshall went on a 11-4 run over a two-plus minute span to take a 29-28 lead with 3:55 remaining in the half, its first since taking 4-3 lead early in the game. The Herd went 6-6 from the line during the stretch.

The Gamecocks regained the lead though on a jumpers from Michael Carrera and Johnson. After trading field goals, and the lead, Carolina finished the half on 6-0 run to end the half and take a 36-31 lead into the break after holding Marshall without a field goal over the final 2:44.

Despite allowing the Herd to convert on only eight field goals in the opening 20 minutes, the visitors went 14-20 (70 percent) from the free throw line as the Gamecocks were whistled for 16 fouls.

South Carolina opened the second half on a 9-3 run to take a 45-34 advantage. Sindarius Thornwell scored the three of the first five points of the half after sitting much of the first half with two fouls.

The Herd was able to get the deficit back down to seven with less than 16 minutes to play after a Taylor scored on put back. The Gamecocks quickly countered though as Williams found Notice open in the left corner for a 3. The triple ignited a 14-1 Carolina run over the next three minutes. The freshman ended the night two points off his career-high, but tied his high in assists with six and set a new high in rebounds with six.

With 9:15 remaining, Williams drove to basket and scored a lay-up after being fouled. The senior went to the line and converted on the three-point play and passed John Roche's school record for consecutive free throws made in the process with his 42nd in a row. Williams' streak dates back to Feb. 28, 2013 versus when he hit the second of two free throws versus Missouri.

On Marshall's following possession, Williams turned over Smith and took it the other way to give the Gamecocks a 71-48 lead after a quick 8-2 run with 8:39 remaining.

Holding an 18-point lead with under seven minutes left, Johnson scored six-straight points to extend to the Gamecocks lead to 80-57. The junior finished the night by totaling 18 points for the third time this season.

Carolina closed out the game out-scoring the Herd 12-8, to finished off the 92-65 win.

For only the second time this season, South Carolina hit over 55 percent from the field, going 34-66 (56.8 percent), while the defense held Marshall to 37.8 percent (17-45). The shooting helped Carolina negate a 12-point advantage for the Herd on the free throw line as the visitors hit 30-46 (65.2 percent) from the stripe compared to the Gamecocks who were 18-25 (72 percent). Carolina held a decided advantage on the boards at 45-27.

GAME 12



Official Basketball Box Score - Game Totals - Final Statistics
Marshall vs South Carolina
12/30/13 7 p.m. ET at Columbia, S.C. (Colonial Life Arena)

Marshall 65 • 5-8

#	Player	Total		3-Pr		Rebounds		PF	TP	A	TO	Bk	Stl	Min
		FG	FGA	FG	FGA	FT	FTA							
10	GOARD, TyQuane	f	1-3	0-0	2-4	2	1	3	3	4	1	0	0	22
25	TAYLOR, Ryan	f	6-11	1-2	5-8	1	4	5	18	1	0	3	1	29
01	CANTY, Kareem	g	2-15	0-6	7-8	0	2	2	3	11	1	1	1	38
02	THOMAS, Chris	g	3-6	0-3	4-9	0	1	1	5	10	3	0	1	17
15	BOYKINS, DeVince	g	0-1	0-0	1-3	0	2	2	2	1	0	0	0	26
00	SMITH, Shawn	g	4-6	0-1	11-15	2	1	3	2	19	1	3	0	29
13	SANE, Cheikh	1-1	0-0	0-0	1-2	3	3	0	2	3	2	0	1	17
32	MANNING, Tamron	0-1	0-1	0-0	0-2	0	0	0	0	0	0	0	0	15
34	MBAO, Yous	0-0	0-0	0-0	0-0	0	0	0	0	0	0	0	0	5
35	LOOP, Austin	0-1	0-1	0-0	0-0	0	0	0	0	0	0	0	0	2
Team						3	3	6						
Totals			17-45	1-14	30-47	9	18	27	26	65	9	16	6	2:00

FG % 1st Half: 9-22 36.4% 2nd half: 9-23 39.1% Game: 17-45 37.8%
3FG % 1st Half: 1-7 14.3% 2nd half: 0-7 0.0% Game: 1-14 7.1%
FT % 1st Half: 14-21 66.7% 2nd half: 16-26 61.5% Game: 30-47 63.8%

South Carolina 92 • 6-6

#	Player	Total		3-Pr		Rebounds		PF	TP	A	TO	Bk	Stl	Min
		FG	FGA	FG	FGA	FT	FTA							
21	HENRY, Demetrius	f	6-7	0-0	0-0	2	2	5	12	0	0	0	1	14
25	KACINAS, Mindaugas	f	2-5	0-0	0-0	3	2	5	3	4	2	2	0	16
00	THORNWELL, Sindarius	g	1-3	0-0	1-2	0	1	1	3	3	0	0	0	9
01	WILLIAMS, Brenton	g	7-11	3-5	1-1	0	1	1	4	18	3	2	0	20
10	NOTICE, Duane	g	4-8	1-2	4-5	2	4	6	12	6	2	0	1	31
04	JOHNSON, Tyrone	6-10	2-2	4-6	0	3	3	1	18	3	1	0	0	30
05	SHAW, Jaylen	0-2	0-0	4-4	0	1	1	1	4	1	0	0	0	17
12	CONSTABLE, Austin	0-2	0-1	0-0	0-0	0	0	0	1	0	0	0	1	2
14	CHATKEVICIUS, L.	1-3	0-0	0-0	1	2	1	2	0	0	0	0	0	8
15	THEUS JR., Reggie	1-2	0-1	1-4	3	0	3	0	3	1	0	0	0	4
20	MCKIE, Justin	1-3	0-1	1-2	2	2	4	0	3	0	0	0	1	4
24	CARRERA, Michael	3-4	0-0	2-2	2	3	5	3	8	1	3	4	1	22
32	RINGER, Desmond	2-4	0-0	0-0	1	6	7	3	4	0	1	0	0	14
35	STEELE, Brian	0-2	0-1	0-0	1	0	1	5	0	1	0	0	0	9
Team						1	2	3						
Totals			34-66	6-12	18-26	18	26	44	32	92	19	11	4	2:00

FG % 1st Half: 13-29 44.8% 2nd half: 21-37 56.8% Game: 34-66 51.5%
3FG % 1st Half: 2-3 66.7% 2nd half: 4-9 44.4% Game: 6-12 50.0%
FT % 1st Half: 8-9 88.9% 2nd half: 10-17 58.8% Game: 18-26 69.2%

Officials: Mike Nance, Pat Adams, Terry Moore
Technical fouls: Marshall-None, South Carolina-None.
Attendance: 7355

Score by periods	1st	2nd	Total
Marshall	31	34	65
South Carolina	36	56	92

Last FG - MAR 2nd-03:09, SC 2nd-00:09.
Largest lead - MAR by 1 1st-17:48, SC by 27 2nd-00:09.

Score tied - 2 times.
Lead changed - 6 times.

GAME 13 - SOUTH CAROLINA 82, SC STATE 75
JAN. 3, 2014/COLONIAL LIFE ARENA

COLUMBIA, S.C. - After a furious second-half rally from the visitors, South Carolina (7-6) grinded out an 82-75 win tonight over South Carolina State (4-9) at Colonial Life Arena as the Gamecocks shot 50 percent from the field for the second straight game.

Four Gamecocks ended the night in double figures as senior Brenton Williams led all scorers with 19 points on an efficient 6-7 from the field and 2-3 from 3-point range. Freshman Demetrius Henry recorded his first career double-double with 10 points and a career-high 11 rebounds. Senior forward Matthew Hezekiah led the Bulldogs with 18 points and five rebounds, while fellow senior Theron Stephens added 15 points.

Carolina opened the game on a 5-0 run after a jumper from Williams and three points from Duane Notice. The Bulldogs were able to pull within two to 6-4 after a Devin Joint tipped in a missed jumper from Hezekiah, but Notice responded for the Gamecocks with his sixth point in the first four minutes.

Palmer answered for SC State with a 3 of his own, but Williams connected from 3 on the other end for the Gamecocks as they took a 12-7 lead. That 3-pointer started a 9-1 run for home team that Williams capped off 43rd and 44th consecutive made free throws as he pushed South Carolina's lead to 18-8 with just over 12 minutes to play.

Following Johnson's first 3 of the game just under two minutes later, Laimonas Chatkevicius began to impose himself inside as he scored on three-straight possessions as Notice earned three of his career-high eight assists during the stretch.

With 1:31 left in the half, a quick 5-0 run after a jumper from Notice and Williams' second three of the game, the Gamecocks held their largest lead of the half of 15.

The Bulldogs though turned up the pressure on the final possession after getting two points back. Darrion Eastmon picked off a pass attempt from Notice in the backcourt and dished it to Darryl Palmer for the lay-up on the break.

South Carolina held a 44-33 lead at the break after shooting 15-29 (51.7 percent) from the field and going 6-12 from behind the arc.

SC State continued its late first-half run into the second as Stephens hit back-to-back 3s in the first minute and a half to cut the deficit to 44-39. After a pair of free throws from Sindarius Thornwell three minutes in, the Bulldogs went on a 6-0 run, punctuated by Joint turning a missed shot to cut to the game to two to 50-48 with 15:23 on the clock.

Despite seeing the game cut to one a minute later, the Gamecocks were able to maintain the lead until the Bulldogs came up with another 6-0 run to tie-up the game at 60-60 with 7:02 to play. On the ensuing possession though, Notice found Thornwell open on the right side where he drained his lone 3-pointer on the night.

With SC State trying to get momentum back with the score at 70-65 with under four minutes remaining, Johnson found an opening in the lane and split two defenders as he drove to the basket for a left-handed lay-in as he was fouled. The junior converted the free throw to push the lead to eight. He finished the night with 17 points.

The Gamecocks sealed their fourth-straight win as they hit 9-12 from the free throw line during the final minutes.

South Carolina went 25-50 (50 percent) from the field and 7-15 (46.7 percent) from the 3-point line, while SC State shot 29-65 (44.6 percent) from the field and 5-20 (25 percent) from 3.

GAME 13



Official Basketball Box Score - Game Totals - Final Statistics
South Carolina vs South Carolina State
1/3/14 7 p.m. at Columbia, S.C. (Colonial Life Arena)

SC State 75 • 4-9

#	Player	Total		3-Pr		Rebounds		PF	TP	A	TO	Bk	Stl	Min
		FG	FGA	FG	FGA	FT	FTA							
30	PALMER, Darryl	f	5-7	2-2	0-1	1	5	6	4	12	0	1	0	28
33	RADOVIC, Luka	f	0-1	0-0	1-1	1	1	2	3	1	0	2	0	8
00	WHITE, Jalen	g	3-6	0-1	2-4	1	1	2	3	8	0	0	0	22
02	STEPHENS, Theron	g	5-12	3-8	2-2	1	0	1	2	15	2	1	0	22
15	JOINT, Devin	g	4-6	0-0	1-2	4	3	7	2	9	3	1	3	26
03	SMITH, Jordan	0-2	0-2	0-0	0-0	0	0	0	1	0	0	0	0	3
04	KIRKKEY, Patrick	1-4	0-0	2-4	3	1	4	1	4	1	0	2	15	
05	ADAMS, Adam	1-4	0-2	0-0	0	2	4	8	1	2	0	0	21	
11	HITCHELL, Shaquell	0-2	0-0	0-0	1	1	2	0	0	1	0	1	11	
12	MEZEKIAH, Matthew	7-9	0-0	4-5	2	3	5	1	18	0	1	1	29	
23	EASTMON, Darron	0-0	0-0	0-0	0	0	1	3	0	1	1	0	2	
32	WRIGHT, Koran	0-6	0-5	0-0	0	1	1	3	0	1	0	0	13	
Team						3	3	6						
Totals			29-65	5-20	12-18	17	18	35	27	75	14	10	5	2:00

FG % 1st Half: 12-29 41.4% 2nd half: 17-36 47.2% Game: 29-65 44.6%
3FG % 1st Half: 3-7 42.9% 2nd half: 2-13 15.4% Game: 5-20 25.0%
FT % 1st Half: 6-10 60.0% 2nd half: 6-8 75.0% Game: 12-18 66.7%

South Carolina 82 • 7-6

#	Player	Total		3-Pr		Rebounds		PF	TP	A	TO	Bk	Stl	Min
		FG	FGA	FG	FGA	FT	FTA							
21	HENRY, Demetrius	f	5-11	0-0	0-1	4	7	11	3	10	0	3	1	32
25	KACINAS, Mindaugas	f	0-0	0-0	3-6	3	6	9	3	0	2	1	1	28
00	THORNWELL, Sindarius	g	1-6	1-3	5-6	0	4	4	3	8	0	0	0	22
01	WILLIAMS, Brenton	g	6-7	2-3	5-5	0	0	0	1	19	3	0	0	30
10	NOTICE, Duane	g	3-8	1-4	6-8	1	0	1	0	13	8	6	1	34
04	JOHNSON, Tyrone	5-9	2-2	5-7	0	1	1	2	17	1	0	0	1	24
05	SHAW, Jaylen	2-4	1-3	0-0	0	1	2	5	0	0	0	0	0	9
14	CHATKEVICIUS, L.	3-3	0-0	0-0	1	1	2	1	6	0	0	0	0	4
24	CARRERA, Michael	0-2	0-0	1-2	0	0	0	3	1	0	1	2	0	16
32	RINGER, Desmond	0-0	0-0	0-0	0	0	0	0	0	0	1	0	0	1
Team						2	2	2						
Totals			25-50	7-15	25-35	11	20	31	16	82	13	13	4	2:00

FG % 1st Half: 15-29 51.7% 2nd half: 10-21 47.6% Game: 25-50 50.0%
3FG % 1st Half: 6-12 50.0% 2nd half: 1-3 33.3% Game: 7-15 46.7%
FT % 1st Half: 8-10 80.0% 2nd half: 17-25 68.0% Game: 25-35 71.4%

Officials: Tony Greene, John Hampton, Lamar Simpson
Technical fouls: SC State-WHITE, Jalen, South Carolina-None.
Attendance: 7357

Score by periods	1st	2nd	Total
SC State	33	42	75



#23 - BRUCE ELLINGTON

SENIOR | GUARD | 5'9" | 196 | 3VL

MONCKS CORNER, S.C./BERKELEY

ELLINGTON'S CAREER HIGHS

POINTS

31, at Furman (Dec. 22, 2010)

FIELD GOALS

11, at Furman (Dec. 22, 2010)

FIELD GOAL ATTEMPTS

23, at Furman (Dec. 22, 2010)

3-POINT FIELD GOALS

6, twice, last vs. Vanderbilt (Jan. 8, 2011)

3-POINT FIELD GOAL ATTEMPTS

13, twice, last vs. Tennessee (Feb. 16, 2011)

FREE THROWS

7, twice, last vs. Kentucky (Feb. 5, 2013)

FREE THROW ATTEMPTS

11, vs. Arkansas (Jan. 19, 2011)

REBOUNDS

9, vs. Missouri (Jan. 22, 2013)

ASSISTS

8, vs. WKU (Nov. 27, 2010)

BLOCKS

2, vs. LSU (Feb. 14, 2013)

STEALS

4, at Michigan State (Nov. 16, 2010)

MINUTES PLAYED

46, vs. WKU (Nov. 27, 2010)

ELLINGTON'S SEASON HIGHS

POINTS

8, vs. USC Upstate (Dec. 19, 2013)

FIELD GOALS

3, twice, last vs. USC Upstate (Dec. 19, 2013)

FIELD GOAL ATTEMPTS

13, vs. USC Upstate (Dec. 19, 2013)

3-POINT FIELD GOALS

2, vs. USC Upstate (Dec. 19, 2013)

3-POINT FIELD GOAL ATTEMPTS

8, vs. USC Upstate (Dec. 19, 2013)

FREE THROWS

2, at Oklahoma State (Dec. 6, 2013)

FREE THROW ATTEMPTS

2, at Oklahoma State (Dec. 6, 2013)

REBOUNDS

2, vs. USC Upstate (Dec. 19, 2013)

ASSISTS

2, twice, last vs. USC Upstate (Dec. 19, 2013)

BLOCKS

1, twice, last vs. USC Upstate (Dec. 19, 2013)

STEALS

2, vs. USC Upstate (Dec. 19, 2013)

MINUTES PLAYED

29, vs. USC Upstate (Dec. 19, 2013)

2013-14

Opponent	Date	GS	Min	FG-FGA	Pct	3FG-FGA	Pct	FT-FTA	Pct	Off	Def	Tot	Avg	PF	FO	A	TO	Blk	Stl	Pts	Avg
Longwood	11/9/13	-	-	-	-	-	-	-	-	DNP - Football	-	-	-	-	-	-	-	-	-	-	-
at Baylor	11/12/13	-	-	-	-	-	-	-	-	DNP - Football	-	-	-	-	-	-	-	-	-	-	-
at Clemson	11/17/13	-	-	-	-	-	-	-	-	DNP - Football	-	-	-	-	-	-	-	-	-	-	-
Fla. International	11/24/13	-	-	-	-	-	-	-	-	DNP - Football	-	-	-	-	-	-	-	-	-	-	-
at Oklahoma St.	12/6/13	17	0-2	.000	0-1	.000	2-2	1.000	1	0	1	1.0	2	0	1	1	0	1	2	2.0	
Manhattan	12/17/13	*	23	3-6	.500	1-4	.250	0-0	1.000	1	0	1	1.0	3	0	2	3	1	0	7	4.5
USC Upstate	12/19/13	*	29	3-13	.230	2-8	.250	0-0	1.000	0	2	2	1.3	3	0	2	0	1	2	8	5.7
vs. Saint Mary's	12/22/13	-	-	-	-	-	-	-	-	DNP - Football	-	-	-	-	-	-	-	-	-	-	-
vs. Boise State	12/23/13	-	-	-	-	-	-	-	-	DNP - Football	-	-	-	-	-	-	-	-	-	-	-
vs. Akron	12/25/13	-	-	-	-	-	-	-	-	DNP - Football	-	-	-	-	-	-	-	-	-	-	-
Akron	12/28/13	-	-	-	-	-	-	-	-	DNP - Football	-	-	-	-	-	-	-	-	-	-	-
Marshall	12/30/13	-	-	-	-	-	-	-	-	DNP - Football	-	-	-	-	-	-	-	-	-	-	-
SC State	1/3/14	-	-	-	-	-	-	-	-	DNP	-	-	-	-	-	-	-	-	-	-	-
at Florida	1/8/14	-	-	-	-	-	-	-	-	DNP	-	-	-	-	-	-	-	-	-	-	-
LSU	1/11/14	-	-	-	-	-	-	-	-	DNP	-	-	-	-	-	-	-	-	-	-	-
at Texas A&M	1/15/14	-	-	-	-	-	-	-	-	DNP	-	-	-	-	-	-	-	-	-	-	-
Ole Miss	1/18/14	-	-	-	-	-	-	-	-	DNP	-	-	-	-	-	-	-	-	-	-	-
at Georgia	1/22/14	-	-	-	-	-	-	-	-	-	-	-	-	-	-	-	-	-	-	-	-
at Missouri	1/25/14	-	-	-	-	-	-	-	-	-	-	-	-	-	-	-	-	-	-	-	-
Texas A&M	1/29/14	-	-	-	-	-	-	-	-	-	-	-	-	-	-	-	-	-	-	-	-
at Ole Miss	2/1/14	-	-	-	-	-	-	-	-	-	-	-	-	-	-	-	-	-	-	-	-
Auburn	2/5/14	-	-	-	-	-	-	-	-	-	-	-	-	-	-	-	-	-	-	-	-
at Tennessee	2/8/14	-	-	-	-	-	-	-	-	-	-	-	-	-	-	-	-	-	-	-	-
Vanderbilt	2/12/14	-	-	-	-	-	-	-	-	-	-	-	-	-	-	-	-	-	-	-	-
Alabama	2/15/14	-	-	-	-	-	-	-	-	-	-	-	-	-	-	-	-	-	-	-	-
at Arkansas	2/19/14	-	-	-	-	-	-	-	-	-	-	-	-	-	-	-	-	-	-	-	-
Georgia	2/22/14	-	-	-	-	-	-	-	-	-	-	-	-	-	-	-	-	-	-	-	-
at Auburn	2/26/14	-	-	-	-	-	-	-	-	-	-	-	-	-	-	-	-	-	-	-	-
Kentucky	3/1/14	-	-	-	-	-	-	-	-	-	-	-	-	-	-	-	-	-	-	-	-
Florida	3/4/14	-	-	-	-	-	-	-	-	-	-	-	-	-	-	-	-	-	-	-	-
at Miss. State	3/8/14	-	-	-	-	-	-	-	-	-	-	-	-	-	-	-	-	-	-	-	-

SEASON NOTES

Declared for the 2014 NFL Draft on Jan. 3, 2014, and will not complete his senior season with the men's basketball team. Ellington concludes his career on the hardwood for the Garnet and Black with 80 career games played and 66 starts. He scored 893 points for an 11.3 points per game average. The Moncks Corner, S.C., native averaged 3.0 assists, 2.7 rebounds and 1.0 steals in 30.4 minutes per game. Ellington posted 39 double-figure scoring games in his career, including eight 20-point games and one 30-point effort, a career high 31 points at Furman during his freshman season of 2010-11.

Joined the men's basketball squad for practice on Tuesday, Dec. 2 ... Posted two points in first contest of the season at No. 9/11 Oklahoma State (Dec. 6) ... Posted seven points, including the first five of the game, vs. Manhattan (Dec. 17) ... Scored eight points, with two assists and two steals vs. USC Upstate (Dec. 19) ... Will practice and compete with the Gamecock football team through the Capital One Bowl on Jan. 1, 2014 ... In the Capital One Bowl, had six receptions for 140 yards and two touchdowns ...

CAREER STATISTICS

Season	GP-GS	Min	Avg	FG	FGA	Pct	3FG	3FGA	Pct	FT	FTA	Pct	Off	Def	Tot	Avg	PF	FO	Ast	TO	Blk	Stl	Pts	Avg
2010-11	30-30	928	30.9	138	423	.326	61	198	.308	47	74	.635	25	75	100	3.3	75	0	97	87	0	31	384	12.8
2011-12	24-15	697	29.0	100	280	.357	39	118	.331	26	34	.765	18	37	55	2.3	53	0	74	54	2	16	265	11.0
2012-13	23-19	741	32.2	78	233	.335	23	82	.280	48	74	.649	16	43	59	2.6	64	2	62	66	5	29	227	9.9
2013-14	3-2	69	23.0	6	21	.286	3	13	.231	2	2	1.000	2	2	4	1.3	8	0	5	4	2	3	17	5.7
Totals	80-66	2435	30.4	322	957	.336	126	411	.307	123	184	.668	61	157	218	2.7	200	2	238	211	9	79	893	11.3

CAREER SEC STATISTICS

Season	GP-GS	Min	Avg	FG	FGA	Pct	3FG	3FGA	Pct	FT	FTA	Pct	Off	Def	Tot	Avg	PF	FO	Ast	TO	Blk	Stl	Pts	Avg
2011	16-16	500	31.3	69	237	.291	31	122	.254	23	35	.657	18	32	50	3.1	41	0	42	43	0	14	192	12.0
2012	16-14	511	31.9	72	209	.344	26	85	.306	18	24	.750	14	28	42	2.6	34	0	58	40	1	14	188	11.8
2013	18-18	606	33.7	61	191	.319	19	68	.279	34	54	.630	13	33	46	2.6	50	2	57	52	4	26	175	9.7
Totals	50-48	1617	32.3	202	637	.317	76	275	.276	75	113	.664	45	93	138	2.8	125	2	157	135	5	54	555	11.1



#1 - BRENTON WILLIAMS

SENIOR | GUARD | 5'11" | 172 | 2VL
KISSIMMEE, FLA./OSCEOLA HIGH SCHOOL/
SANTA FE COLLEGE

WILLIAMS' CAREER HIGHS

- POINTS**
38, vs. Miss. State (March 6, 2013)
- FIELD GOALS**
10, vs. Miss. State (March 6, 2013)
- FIELD GOAL ATTEMPTS**
17, vs. Miss. State (March 6, 2013)
- 3-POINT FIELD GOALS**
6, vs. Miss. State (March 6, 2013)
- 3-POINT FIELD GOAL ATTEMPTS**
11, vs. Miss. State (March 13, 2013)
- FREE THROWS**
12, vs. Miss. State (March 6, 2013)
- FREE THROW ATTEMPTS**
12, vs. Miss. State (March 6, 2013)
- REBOUNDS**
5, twice, last vs. Vandy (March 9, 2013)
- ASSISTS**
4, twice, last vs. Miss. State (March 13, 2013)
- BLOCKS**
1, 5 times, last vs. App State (Dec. 19, 2012)
- STEALS**
5, vs. Western Carolina (Nov. 11, 2011)
- MINUTES PLAYED**
38, vs. Rider (Nov. 19, 2012)

WILLIAMS' SEASON HIGHS

- POINTS**
24, vs. Akron (Dec. 28, 2013)
- FIELD GOALS**
8, vs. Akron (Dec. 28, 2013)
- FIELD GOAL ATTEMPTS**
17, vs. Akron (Dec. 28, 2013)
- 3-POINT FIELD GOALS**
6, vs. Akron (Dec. 28, 2013)
- 3-POINT FIELD GOAL ATTEMPTS**
9, vs. Akron (Dec. 28, 2013)
- FREE THROWS**
9, vs. Ole Miss (Jan. 18, 2014)
- FREE THROW ATTEMPTS**
9, vs. Ole Miss (Jan. 18, 2014)
- REBOUNDS**
4, twice, last vs. Akron (Dec. 25, 2013)
- ASSISTS**
3, 3x, last vs. SC State (Jan. 3, 2014)
- BLOCKS**
-
- STEALS**
3, at Florida (Jan. 8, 2014)
- MINUTES PLAYED**
36, at Texas A&M (Jan. 15, 2014)

2013-14

Opponent	Date	GS	Min	FG-FGA	Pct	3FG-3FGA	Pct	FT-FTA	Pct	Off	Def	Tot	Avg	PF	FO	A	TO	Blk	Stl	Pts	Avg
Longwood	11/9/13	22	5-11	.454	2-7	.285	2-2	1.000	0	4	4	4.0	0	1	0	0	1	0	0	14	14.0
at Baylor	11/12/13	29	3-7	.428	2-5	.400	4-4	1.000	0	2	2	3.0	2	0	1	0	0	1	12	13.0	
at Clemson	11/17/13	19	0-5	.000	0-2	.000	0-0	.000	0	2	2	2.7	0	1	0	0	0	0	0	0	8.7
Fla. International	11/24/13	18	4-8	.500	2-5	.400	6-6	1.000	1	1	2	2.5	2	0	2	2	0	2	16	10.5	
at Oklahoma St.	12/6/13	2	0-0	.000	0-0	.000	0-0	.000	0	0	0	2.0	0	0	0	0	0	0	0	0	8.4
Manhattan	12/17/13	6	0-1	.000	0-1	.000	0-0	.000	0	0	0	1.7	1	0	1	1	0	0	0	0	7.0
USC Upstate	12/19/13	20	3-9	.333	2-8	.250	0-0	.000	0	2	2	1.7	0	0	2	2	0	1	8	7.1	
vs. Saint Mary's	12/22/13	29	2-6	.333	2-4	.500	2-2	1.000	0	2	2	1.8	0	0	3	1	0	1	8	7.3	
vs. Boise State	12/23/13	29	4-12	.333	2-7	.285	4-4	1.000	1	2	3	1.9	3	0	0	2	0	1	14	8.0	
vs. Akron	12/25/13	* 30	3-8	.375	2-4	.500	4-4	1.000	1	3	4	2.1	2	0	2	0	0	1	12	8.4	
Akron	12/28/13	* 33	8-17	.470	6-9	.667	2-2	1.000	0	1	1	2.0	0	0	1	0	0	0	24	9.8	
Marshall	12/30/13	* 20	7-11	.636	3-5	.600	1-1	1.000	0	1	1	1.9	0	0	3	2	0	1	18	10.5	
SC State	1/3/14	* 30	6-7	.857	2-3	.667	5-5	1.000	0	0	0	1.8	1	0	3	0	0	0	19	11.2	
at Florida	1/8/14	* 25	4-10	.400	2-6	.333	0-0	.000	0	1	1	1.7	1	0	1	2	0	3	10	11.1	
LSU	1/11/14	* 35	3-13	.231	2-7	.286	3-4	.750	0	3	3	1.8	2	0	2	4	0	2	11	11.1	
at Texas A&M	1/15/14	* 36	3-10	.300	2-6	.333	6-6	1.000	0	3	3	1.9	1	0	0	3	0	0	14	11.3	
Ole Miss	1/18/14	* 33	0-10	.000	0-6	.000	9-9	1.000	0	2	2	1.9	2	0	1	2	0	1	9	11.1	
at Georgia	1/22/14																				
at Missouri	1/25/14																				
Texas A&M	1/29/14																				
at Ole Miss	2/1/14																				
Auburn	2/5/14																				
at Tennessee	2/8/14																				
Vanderbilt	2/12/14																				
Alabama	2/15/14																				
at Arkansas	2/19/14																				
Georgia	2/22/14																				
at Auburn	2/26/14																				
Kentucky	3/1/14																				
Florida	3/4/14																				
at Miss. State	3/8/14																				

SEASON NOTES

Scored 14 points off the bench in season opener vs. Longwood (Nov. 9) ... Just one rebound shy of matching career high vs. the Lancers ... Posted 12 points, including a perfect 4-of-4 effort from the free throw line at Baylor (Nov. 12) ... Hit 4-of-8 attempts, including two 3s, and all six attempts from the free throw line for 16 points, while adding two assists and two steals vs. FIU (Nov. 24) ... After struggling in consecutive games, scored eight points, and dished two assists in 20 minutes vs. USC Upstate (Dec. 19) ... Was solid at Diamond Head Classic, scoring eight points vs. Saint Mary's (Dec. 22), followed by a team high 14 vs. Boise State (Dec. 23) and 12 vs. Akron (Dec. 25) ... Posted two 3s in each game at the Classic, and pulled down four rebounds vs. the Zips in third-place game ... Scored a season high, his third-career 20-point game with 24 points in win vs. Akron (Dec. 28) in second meeting between two schools ... Matched career high with six made 3s in the contest, and tied John Roche's school record for consecutive free throws at 41 ... Foul trouble midway through the first half vs. Marshall (Dec. 30), but finished the game with a team high 18 points, including setting SC record for consecutive free throws made with 42 ... Scored a team-high 19 points on 6-7 shooting from the field vs. SC State (Jan. 3) including 2-3 from 3, while extending SC consecutive free throw record to 47 after going 5-5 from the line ... Posted 10 points on 4-of-10 shooting and recording a season high three steals at No. 10/11 Florida (Jan. 8) ... Scored 11 points to go along with two assists and two steals vs. LSU (Jan. 11) ... Also saw his school record consecutive made free throws streak end at 50 after going 3-of-4 from the line ... Tied a season at the foul line, going 6-of-6 at Texas A&M (Jan. 15) as he scored a team-high 14 points grabbed three rebounds in a season high 36 minutes ... Posted a season high 9-for-9 from the foul line vs. Ole Miss (Jan. 18) ...

CAREER STATISTICS

Season	GP-GS	Min	Avg	FG	FGA	Pct	3FG	3FGA	Pct	FT	FTA	Pct	Off	Def	Tot	Avg	PF	FO	Ast	TO	Blk	Stl	Pts	Avg
2011-12	23-0	323	14.0	46	117	.393	26	66	.394	23	28	.821	4	15	19	0.8	27	1	13	19	2	15	141	6.1
2012-13	31-7	652	21.0	105	238	.441	50	126	.397	80	95	.842	9	47	56	1.8	44	1	42	37	4	22	340	11.0
2013-14	17-8	416	24.5	55	145	.379	31	85	.365	48	49	.980	3	29	32	1.9	23	0	24	21	0	15	189	11.1
Totals	71-15	1391	19.6	206	500	.412	107	277	.386	151	172	.878	16	91	107	1.5	94	2	79	77	6	52	670	9.4

CAREER SEC STATISTICS

Season	GP-GS	Min	Avg	FG	FGA	Pct	3FG	3FGA	Pct	FT	FTA	Pct	Off	Def	Tot	Avg	PF	FO	Ast	TO	Blk	Stl	Pts	Avg
2012	15-0	230	15.3	32	83	.386	20	50	.400	11	14	.786	4	12	16	1.1	20	1	7	10	2	7	95	6.3
2013	17-1	305	17.9	50	127	.394	25	66	.379	39	44	.886	5	24	29	1.7	22	1	20	15	0	10	164	9.6
2014	4-4	129	32.2	10	43	.233	6	25	.240	18	19	.947	0	9	9	2.3	8	0	4	11	0	7	44	11.0
Totals	36-5	664	18.4	92	253	.364	51	141	.362	68	77	.883	9	45	54	1.5	480	2	31	46	2	23	303	8.4



#4 - TYRONE JOHNSON

JUNIOR | GUARD | 6'3" | 194 | 1VL
PLAINFIELD, N.J./MONTROSE CHRISTIAN
SCHOOL/VILLANOVA

2013-14

Opponent	Date	GS	Min	FG-FA	Pct	3FG-3FA	Pct	FT-FTA	Pct	Off	Def	Tot	Avg	PF	FO	A	TO	Blk	Stl	Pts	Avg
Longwood	11/9/13	*	24	6-9	.667	0-1	.000	6-7	.857	0	2	2	2.0	2	0	2	4	1	1	18	18.0
at Baylor	11/12/13	*	33	1-7	.142	0-0	.000	6-9	.667	0	4	4	3.0	2	0	8	2	0	2	8	13.0
at Clemson	11/17/13	*	32	2-11	.181	0-2	.000	1-2	.500	1	2	3	3.0	2	0	2	2	0	1	5	10.3
Fla. International	11/24/13	*	37	5-10	.500	1-2	.500	7-8	.875	0	0	0	2.3	1	0	7	1	0	1	18	12.3
at Oklahoma St.	12/6/13	*	29	4-9	.444	1-2	.500	3-4	.750	1	2	3	2.4	1	0	3	2	0	0	12	12.2
Manhattan	12/17/13	*	27	3-8	.375	0-0	.000	6-11	.545	1	1	2	2.3	2	0	3	3	0	0	12	12.2
USC Upstate	12/19/13	*	27	2-6	.333	0-1	.000	7-8	.875	1	2	4	2.6	1	0	3	2	0	1	11	12.0
vs. Saint Mary's	12/22/13	*	36	6-9	.667	1-1	1.000	3-4	.750	0	3	3	2.6	3	0	3	4	0	0	16	12.5
vs. Boise State	12/23/13	*	21	2-7	.285	0-3	.000	1-2	.500	0	1	1	2.4	0	0	3	0	0	0	5	11.7
vs. Akron	12/25/13		22	2-8	.250	0-0	.000	6-6	1.000	1	4	5	2.7	3	0	5	2	0	0	10	11.5
Akron	12/28/13		20	1-4	.250	0-0	.000	0-0	.000	0	2	2	2.6	0	0	5	0	0	2	2	10.6
Marshall	12/30/13		30	6-10	.600	2-2	1.000	4-6	.667	0	3	3	2.7	1	0	3	1	0	0	18	11.3
SC State	1/3/14		24	5-9	.556	2-2	1.000	5-7	.714	0	1	1	2.5	2	0	1	0	0	0	17	11.7
at Florida	1/8/14		27	3-10	.300	0-0	.000	6-7	.857	3	3	6	2.8	1	0	2	3	0	0	12	11.7
LSU	1/11/14		28	4-13	.308	1-1	1.000	6-8	.750	1	4	5	2.9	3	0	3	3	0	1	15	11.9
at Texas A&M	1/15/14		13	0-3	.000	0-2	.000	0-0	.000	1	2	3	2.9	1	0	2	1	0	0	0	11.2
Ole Miss	1/18/14		-	-	-	-	-	-	-	-	-	-	-	-	-	-	-	-	-	-	-
at Georgia	1/22/14		-	-	-	-	-	-	-	-	-	-	-	-	-	-	-	-	-	-	-
at Missouri	1/25/14		-	-	-	-	-	-	-	-	-	-	-	-	-	-	-	-	-	-	-
Texas A&M	1/29/14		-	-	-	-	-	-	-	-	-	-	-	-	-	-	-	-	-	-	-
at Ole Miss	2/1/14		-	-	-	-	-	-	-	-	-	-	-	-	-	-	-	-	-	-	-
Auburn	2/5/14		-	-	-	-	-	-	-	-	-	-	-	-	-	-	-	-	-	-	-
at Tennessee	2/8/14		-	-	-	-	-	-	-	-	-	-	-	-	-	-	-	-	-	-	-
Vanderbilt	2/12/14		-	-	-	-	-	-	-	-	-	-	-	-	-	-	-	-	-	-	-
Alabama	2/15/14		-	-	-	-	-	-	-	-	-	-	-	-	-	-	-	-	-	-	-
at Arkansas	2/19/14		-	-	-	-	-	-	-	-	-	-	-	-	-	-	-	-	-	-	-
Georgia	2/22/14		-	-	-	-	-	-	-	-	-	-	-	-	-	-	-	-	-	-	-
at Auburn	2/26/14		-	-	-	-	-	-	-	-	-	-	-	-	-	-	-	-	-	-	-
Kentucky	3/1/14		-	-	-	-	-	-	-	-	-	-	-	-	-	-	-	-	-	-	-
Florida	3/4/14		-	-	-	-	-	-	-	-	-	-	-	-	-	-	-	-	-	-	-
at Miss. State	3/8/14		-	-	-	-	-	-	-	-	-	-	-	-	-	-	-	-	-	-	-

CAREER STATISTICS

Season	GP-GS	Min	Avg	FG	FGA	Pct	3FG	3FGA	Pct	FT	FTA	Pct	Off	Def	Tot	Avg	PF	FO	Ast	TO	Blk	Stl	Pts	Avg
2011-12*	32-9	567	17.7	33	106	.311	6	26	.230	35	40	.875	2	31	33	1.0	47	2	65	58	2	19	107	3.3
2012-13	DNP - Transfer																							
2013-14	16-9	430	26.9	52	142	.366	8	19	.421	67	89	.753	10	37	47	2.9	25	0	55	30	1	10	179	11.2
Totals	48-18	997	20.8	85	239	.356	14	45	.311	102	129	.791	12	68	80	1.7	72	2	120	88	3	29	286	6.0

* indicates at Villanova

CAREER SEC STATISTICS

Season	GP-GS	Min	Avg	FG	FGA	Pct	3FG	3FGA	Pct	FT	FTA	Pct	Off	Def	Tot	Avg	PF	FO	Ast	TO	Blk	Stl	Pts	Avg
2014	3-0	68	22.7	7	26	.333	1	3	.333	12	15	.800	5	9	14	4.7	5	0	7	7	0	1	27	9.0

JOHNSON'S CAREER HIGHS

- POINTS**
18, 3x, last vs. Marshall (Dec. 30, 2013)
- FIELD GOALS**
6, 3x, last vs. Marshall (Dec. 30, 2013)
- FIELD GOAL ATTEMPTS**
13, twice, last vs. LSU (Jan. 11, 2014)
- 3-POINT FIELD GOALS**
2, 3x, last vs. SC State (Jan. 3, 2014)
- 3-POINT FIELD GOAL ATTEMPTS**
3, 3x, last vs. Boise State (Dec. 23, 2013)
- FREE THROWS**
7, twice, last vs. USC Upstate (Dec. 19, 2013)
- FREE THROW ATTEMPTS**
11, vs. Manhattan (Dec. 17, 2013)
- REBOUNDS**
6, at Florida (Jan. 8, 2014)
- ASSISTS**
8, at Baylor (Nov. 12, 2013)
- BLOCKS**
1, 3x, vs. Longwood (Nov. 9, 2013)
- STEALS**
4, vs. USF (Feb. 15, 2012)
- MINUTES PLAYED**
41, vs. UCONN (Feb. 20, 2012)

JOHNSON'S SEASON HIGHS

- POINTS**
18, 3x, last vs. Marshall (Dec. 30, 2013)
- FIELD GOALS**
6, 3x, last vs. Marshall (Dec. 30, 2013)
- FIELD GOAL ATTEMPTS**
13, vs. LSU (Jan. 11, 2014)
- 3-POINT FIELD GOALS**
2, twice, last vs. SC State (Jan. 3, 2014)
- 3-POINT FIELD GOAL ATTEMPTS**
3, vs. Boise State (Dec. 23, 2013)
- FREE THROWS**
7, twice, last vs. USC Upstate (Dec. 19, 2013)
- FREE THROW ATTEMPTS**
11, vs. Manhattan (Dec. 17, 2013)
- REBOUNDS**
6, at Florida (Jan. 8, 2014)
- ASSISTS**
8, at Baylor (Nov. 12, 2013)
- BLOCKS**
1, vs. Longwood (Nov. 9, 2013)
- STEALS**
2, twice, last vs. Akron (Dec. 28, 2013)
- MINUTES PLAYED**
37, vs. FIU (Nov. 24, 2013)

SEASON NOTES

Semester transfer from Villanova ... Received waiver from NCAA on Nov. 8 to play effective immediately ... Scored a game high 18 points on 6-of-9 shooting and a 6-of-7 effort from the free throw line in season opener vs. Longwood (Nov. 9), which was first regular season competition since the 2011-12 campaign at Villanova ... Struggled from the floor, hitting just 1-of-7 attempts, but dished a career high eight assists at Baylor (Nov. 12) ... Struggled from the floor at Clemson (Nov. 17), hitting just 2-of-11 attempts ... Matched career high with 18 points, hitting 7-of-8 from the free throw line, and nearly matching career high with seven assists in win vs. FIU (Nov. 24) ... Posted 12 points and three assists at No. 9/11 Oklahoma State (Dec. 6) ... Posted 12 points, and dished three assists vs. Manhattan (Dec. 17) ... Scored 11 points and dished three assists, matching season high with four rebounds vs. USC Upstate (Dec. 19) ... Solid at Diamond Head Classic, scoring in double figures in two of three games, including a team high 16 points in win vs. Saint Mary's (Dec. 22) ... Also scored 10 points, hitting 6-of-6 from the free throw line, in win vs. Akron (Dec. 25) ... Matched season high with two steals vs. Akron (Dec. 28) ... Matched career high for the third time this season with 18 points off the bench in win vs. Marshall (Dec. 30) ... Was one point shy of his career high vs. SC State (Jan. 3), scoring 17 points, hitting 5-of-9 attempts while coming off the bench ... Hit 3-of-10 attempts from the field at Florida (Jan. 8), but went 6-of-7 from the line for a team-high 12 points, while grabbing a season-high 6 rebounds ... Posted 15 points, hitting 6-8 from the foul line, as he pulled down five rebounds and had three assists vs. LSU (Jan. 11) ... Pulled down three rebounds and dished two assists in 13 minutes at Texas A&M (Jan. 15) before leaving with a right foot injury ... Diagnosed with right foot fracture on Jan. 16 that would require surgery and is out indefinitely ...



#24 - MICHAEL CARRERA

SOPHOMORE | FORWARD | 6'5" | 214 | 1VL
ANZOÁTEGUI, VENEZUELA/MONTROSE CHRISTIAN

CARRERA'S CAREER HIGHS

POINTS

23, vs. LSU (Jan. 16, 2013)

FIELD GOALS

7, vs. LSU (Jan. 16, 2013)

FIELD GOAL ATTEMPTS

13, twice, last vs. Texas A&M (March 2, 2013)

3-POINT FIELD GOALS

2, 3x, last vs. Longwood (Nov. 9, 2013)

3-POINT FIELD GOAL ATTEMPTS

5, vs. Longwood (Nov. 9, 2013)

FREE THROWS

9, vs. LSU (Jan. 16, 2013)

FREE THROW ATTEMPTS

10, vs. LSU (Jan. 16, 2013)

REBOUNDS

15, vs. Milwaukee (Nov. 1, 2012)

ASSISTS

5, vs. Auburn (Jan. 12, 2013)

BLOCKS

4, vs. Marshall (Dec. 30, 2013)

STEALS

4, at Texas A&M (Jan. 15, 2014)

MINUTES PLAYED

36, vs. LSU (Jan. 16, 2013)

CARRERA'S SEASON HIGHS

POINTS

13, vs. Akron (Dec. 28, 2013)

FIELD GOALS

5, twice, last vs. Akron (Dec. 28, 2013)

FIELD GOAL ATTEMPTS

9, twice, last vs. Akron (Dec. 28, 2013)

3-POINT FIELD GOALS

2, vs. Longwood (Nov. 9, 2013)

3-POINT FIELD GOAL ATTEMPTS

5, vs. Longwood (Nov. 9, 2013)

FREE THROWS

6, at Baylor (Nov. 12, 2013)

FREE THROW ATTEMPTS

6, twice last vs. Ole Miss (Jan. 18, 2014)

REBOUNDS

9, vs. Longwood (Nov. 9, 2013)

ASSISTS

2, twice, last vs. Akron (Dec. 28, 2013)

BLOCKS

4, vs. Marshall (Dec. 30, 2013)

STEALS

4, at Texas A&M (Jan. 15, 2014)

MINUTES PLAYED

25, vs. Longwood (Nov. 9, 2013)

2013-14

Opponent	Date	GS	Min	FG-FA	Pct	3FG-3FA	Pct	FT-FTA	Pct	Off	Def	Tot	Avg	PF	FO	A	TO	Blk	Stl	Pts	Avg	
Longwood	11/9/13	25	4-7	.571	2-5	.400	2-4	.500	2	7	9	9.0	3	0	1	0	2	12	12.0			
at Baylor	11/12/13	* 23	1-5	.200	0-1	.000	6-6	1.000	4	3	7	8.0	4	0	2	0	1	0	8	10.0		
at Clemson	11/17/13	21	4-9	.444	0-2	.000	1-3	.333	1	1	2	6.0	1	0	1	0	2	9	9.7			
Fla. International	11/24/13	* 22	1-6	.167	1-4	.250	0-1	.000	1	4	5	5.8	0	0	2	2	1	3	8.0			
at Oklahoma St.	12/6/13	* 17	0-4	.000	0-0	.000	1-2	.500	3	4	7	6.0	2	0	0	6	1	1	1	6.6		
Manhattan	12/17/13	14	3-8	.375	0-0	.000	4-4	1.000	3	1	4	5.7	4	0	1	0	0	1	10	7.2		
USC Upstate	12/19/13	-	-	-	-	-	-	-	-	-	-	-	-	-	-	-	-	-	-	-	-	-
vs. Saint Mary's	12/22/13	9	1-1	1.000	0-0	.000	1-2	.500	0	0	0	4.9	2	0	0	1	1	0	3	6.6		
vs. Boise State	12/23/13	7	2-3	.667	0-0	.000	4-5	.800	1	0	1	4.4	1	0	0	0	0	0	8	6.8		
vs. Akron	12/25/13	19	5-8	.625	0-1	.000	0-0	.000	2	3	5	4.4	2	0	0	1	0	0	10	7.1		
Akron	12/28/13	18	5-9	.625	0-1	.000	3-4	.750	3	4	7	4.7	2	0	2	1	0	0	13	7.7		
Marshall	12/30/13	22	3-4	.750	0-0	.000	2-2	1.000	2	3	5	4.7	3	0	1	3	4	1	8	7.7		
SC State	1/3/14	16	0-2	.000	0-0	.000	1-2	.500	0	0	0	4.3	3	0	0	1	2	0	1	7.2		
at Florida	1/8/14	16	1-3	.333	0-0	.000	1-2	.500	2	2	4	5.7	0	0	1	1	0	0	3	6.8		
LSU	1/11/14	20	2-3	.667	0-0	.000	1-3	.333	0	2	2	4.1	3	0	0	2	2	2	5	6.7		
at Texas A&M	1/15/14	11	3-4	.750	1-1	1.000	0-0	.000	1	2	3	4.1	3	0	0	1	0	4	7	6.7		
Ole Miss	1/18/14	22	2-8	.250	0-1	.000	4-6	.667	4	2	6	4.2	4	0	1	2	0	3	8	6.8		
at Georgia	1/22/14																					
at Missouri	1/25/14																					
Texas A&M	1/29/14																					
at Ole Miss	2/1/14																					
Auburn	2/5/14																					
at Tennessee	2/8/14																					
Vanderbilt	2/12/14																					
Alabama	2/15/14																					
at Arkansas	2/19/14																					
Georgia	2/22/14																					
at Auburn	2/26/14																					
Kentucky	3/1/14																					
Florida	3/4/14																					
at Miss. State	3/8/14																					

SEASON NOTES

Scored 14 points and collected five rebounds in exhibition vs. USC Aiken (Nov. 3) ... Scored 12 points and just one rebound shy of a double-double with nine boards in season opener vs. Longwood (Nov. 9) ... Matched career high with two made 3s vs. the Lancers, also a team high two blocks and two steals ... Scored nine points off the bench at Clemson (Nov. 17), collected just two rebounds ... Blocked a team high two shots vs. FIU (Nov. 24) ... Struggled at No. 9/11 Oklahoma State (Dec. 6), posting four turnovers, with one point and a team high seven rebounds ... Scored 10 points vs. Manhattan (Dec. 17) ... Was suspended for the USC Upstate contest due to his involvement in a post-game altercation following the Dec. 17 Manhattan contest ... Returned from suspension vs. Saint Mary's (Dec. 22) ... Scored eight points in seven minutes vs. Boise State (Dec. 23) ... Posted 10 points and five rebounds in win vs. Akron at the Diamond Head Classic (Dec. 25) ... Posted a season high 13 points in win vs. Akron (Dec. 28) ... Led team with seven rebounds in home contest vs. the Zips ... Scored eight points and collected five rebounds, with a career high four blocks vs. Marshall (Dec. 30) ... Posted a team high two blocked shots vs. SC State (Jan. 3) ... Pulled down four rebounds to go with three points at No. 10/11 Florida (Jan. 8) ... Recorded two blocks and two steals vs. LSU (Jan. 11) to go with five points ... Recorded a career high in steals with four while scoring seven points on 3-of-4 from the field and grabbing three rebounds ... Scored eight points, grabbed six rebounds and swiped three steals vs. Ole Miss (Jan. 18) ...

CAREER STATISTICS

Season	GP-GS	Min	Avg	FG	FGA	Pct	3FG	3FGA	Pct	FT	FTA	Pct	Off	Def	Tot	Avg	PF	FO	Ast	TO	Blk	Stl	Pts	Avg
2012-13	27-22	572	21.2	89	201	.443	7	20	.350	83	112	.741	80	115	195	7.2	85	5	17	51	17	9	268	9.9
2013-14	16-3	282	17.6	37	84	.440	4	16	.250	31	46	.674	29	38	67	4.2	37	0	9	22	15	17	109	6.8
Totals	43-25	854	19.9	126	285	.442	11	36	.306	114	158	.722	109	153	262	6.1	122	5	26	73	32	26	377	8.8

CAREER SEC STATISTICS

Season	GP-GS	Min	Avg	FG	FGA	Pct	3FG	3FGA	Pct	FT	FTA	Pct	Off	Def	Tot	Avg	PF	FO	Ast	TO	Blk	Stl	Pts	Avg
2013	18-15	394	21.9	59	139	.424	5	15	.333	53	74	.716	54	77	131	7.3	57	4	11	32	8	8	176	9.8
2014	4-0	69	17.3	8	18	.444	1	2	.500	6	11	.545	7	8	15	3.8	10	0	2	6	2	9	23	5.8
Totals	22-15	463	21.0	67	157	.427	6	17	.353	59	85	.694	61	85	146	6.6	67	4	13	38	10	17	199	9.0



#14 - LAIMONAS CHATKEVICIUS

SO. | FORWARD | 6'11" | 250 | 1VL
 KLAIPEDA, LITHUANIA/SOUTH KENT SCHOOL
 (CONN.)

CHATKEVICIUS' CAREER HIGHS

POINTS
 12, twice, last vs. Ole Miss (Jan. 18, 2014)

FIELD GOALS
 6, vs. Ole Miss (Jan. 18, 2014)

FIELD GOAL ATTEMPTS
 9, vs. Miss. State (March 13, 2013)

3-POINT FIELD GOALS
 1, 3x, last vs. Vandy (March 9, 2013)

3-POINT FIELD GOAL ATTEMPTS
 2, twice, last vs. Miss. State (March 13, 2013)

FREE THROWS
 4, vs. Missouri (Jan. 22, 2013)

FREE THROW ATTEMPTS
 7, vs. Alabama (Feb. 16, 2013)

REBOUNDS
 10, vs. Georgia (Feb. 23, 2013)

ASSISTS
 4, vs. Jacksonville (Dec. 7, 2012)

BLOCKS
 3, vs. Georgia (Feb. 23, 2013)

STEALS
 1, 5x, last vs. Ole Miss (Jan. 18, 2014)

MINUTES PLAYED
 34, vs. Georgia (Feb. 23, 2013)

CHATKEVICIUS' SEASON HIGHS

POINTS
 12, twice, last vs. Ole Miss (Jan. 18, 2014)

FIELD GOALS
 6, vs. Ole Miss (Jan. 18, 2014)

FIELD GOAL ATTEMPTS
 7, vs. Ole Miss (Jan. 18, 2014)

3-POINT FIELD GOALS
 -

3-POINT FIELD GOAL ATTEMPTS
 1, at Texas A&M, (Jan. 15, 2014)

FREE THROWS
 2, vs. Saint Mary's (Dec. 22, 2013)

FREE THROW ATTEMPTS
 4, vs. Saint Mary's (Dec. 22, 2013)

REBOUNDS
 7, vs. Saint Mary's (Dec. 22, 2013)

ASSISTS
 1, 3x, last vs. Akron (Dec. 25, 2013)

BLOCKS
 2, twice, last vs. Ole Miss (Jan. 18, 2014)

STEALS
 1, 5x, last vs. Ole Miss (Jan. 18, 2014)

MINUTES PLAYED
 21, twice, last vs. Ole Miss (Jan. 18, 2014)

2013-14

Opponent	Date	GS	Min	FG-FGA	Pct	3FG-FGA	Pct	FT-FTA	Pct	Off	Def	Tot	Avg	PF	FO	A	TO	Blk	Stl	Pts	Avg
Longwood	11/9/13	8	1-1	1.000	0-0	.000	0-0	.000	1	3	4	4.0	0	0	0	0	1	0	2	2.0	
at Baylor	11/12/13	14	1-3	.333	0-0	.000	0-0	.000	0	2	2	3.0	2	0	0	1	1	1	2	2.0	
at Clemson	11/17/13	10	2-3	.667	0-0	.000	0-0	.000	2	0	2	2.7	3	0	0	1	1	0	4	2.7	
Fla. International	11/24/13	-	-	-	-	-	-	-	-DNP - Coaches Decision-												
at Oklahoma St.	12/6/13	6	0-0	.000	0-0	.000	0-0	.000	0	1	1	2.3	0	0	1	0	0	0	0	2.0	
Manhattan	12/17/13	16	3-6	.500	0-0	.000	1-2	.500	1	3	4	2.6	2	0	0	0	0	0	7	3.0	
USC Upstate	12/19/13	12	3-6	.500	0-0	.000	0-0	.000	2	4	6	3.2	4	0	0	0	0	1	6	3.5	
vs. Saint Mary's	12/22/13	21	5-6	.833	0-0	.000	2-4	.500	2	5	7	3.7	4	0	0	2	1	1	12	4.7	
vs. Boise State	12/23/13	13	1-2	.500	0-0	.000	0-0	.000	1	5	6	4.0	2	0	1	2	2	0	2	4.4	
vs. Akron	12/25/13	10	1-3	.333	0-0	.000	0-0	.000	2	2	4	4.0	1	0	1	0	0	0	2	4.1	
Akron	12/28/13	3	0-0	.000	0-0	.000	0-0	.000	1	0	1	3.7	1	0	0	0	0	0	0	3.7	
Marshall	12/30/13	8	1-3	.333	0-0	.000	0-0	.000	1	1	2	3.5	1	0	0	0	0	0	2	3.5	
SC State	1/3/14	4	3-3	1.000	0-0	.000	0-0	.000	1	1	2	3.4	1	0	0	0	0	0	6	3.8	
at Florida	1/8/14	2	0-0	.000	0-0	.000	0-0	.000	0	0	0	3.2	0	0	0	1	0	0	0	3.5	
LSU	1/11/14	10	1-1	1.000	0-0	.000	0-0	.000	0	3	3	3.1	1	0	0	1	0	1	2	3.4	
at Texas A&M	1/15/14	10	4-6	.667	0-1	.000	0-0	.000	2	2	4	3.2	4	0	0	2	1	0	8	3.7	
Ole Miss	1/18/14	21	6-7	.857	0-0	.000	0-0	.000	2	1	3	3.2	4	0	0	4	2	1	12	4.2	
at Georgia	1/22/14																				
at Missouri	1/25/14																				
Texas A&M	1/29/14																				
at Ole Miss	2/1/14																				
Auburn	2/5/14																				
at Tennessee	2/8/14																				
Vanderbilt	2/12/14																				
Alabama	2/15/14																				
at Arkansas	2/19/14																				
Georgia	2/22/14																				
at Auburn	2/26/14																				
Kentucky	3/1/14																				
Florida	3/4/14																				
at Miss. State	3/8/14																				

SEASON NOTES

Posted a double-double with 10 points and 11 rebounds in exhibition contest vs. USC Aiken (Nov. 3) ... Scored his only attempt and blocked one shot in season opener vs. Longwood (Nov. 9) ... Scored two points and pulled down two rebounds, with one block and a steal at Baylor (Nov. 12) ... Scored four points, hitting 2-of-3 attempts at Clemson (Nov. 17) ... Scored a season high seven points, collecting four rebounds, vs. Manhattan (Dec. 17) ... Scored six points and pulled down six rebounds in just 12 minutes vs. USC Upstate (Dec. 19) ... Played very well at Diamond Head Classic, posting a career high 12 points and season high seven rebounds in win vs. Saint Mary's (Dec. 22) to open tournament play ... Scored two points and collected a team high six rebounds vs. Boise State (Dec. 23) and contributed two points and four rebounds vs. Akron (Dec. 25) ... Collected six points in four minutes going 3-of-3 from the field vs. SC State (Jan. 3) ... Pulled down three rebounds and recorded a steal vs. LSU (Jan. 11) ... Went 4-of-6 from the field for eight points to go with four rebounds at Texas A&M (Jan. 15) ... Made a career high six field goals (6-for-7) vs. Ole Miss (Jan. 18) as he tied his career high in points with 12 ...

CAREER STATISTICS

Season	GP-GS	Min	Avg	FG	FGA	Pct	3FG	3FGA	Pct	FT	FTA	Pct	Off	Def	Tot	Avg	PF	FO	Ast	TO	Blk	Stl	Pts	Avg
2012-13	23-10	304	13.2	38	85	.447	3	10	.300	22	36	.611	28	46	74	3.2	42	1	12	32	13	3	101	4.4
2013-14	16-1	168	10.5	32	50	.640	0	1	.000	3	6	.500	18	33	51	3.2	30	0	3	14	9	5	67	4.2
Totals	39-11	472	12.1	70	135	.519	3	11	.273	25	42	.595	46	79	125	3.2	72	1	15	46	22	8	168	4.3

CAREER SEC STATISTICS

Season	GP-GS	Min	Avg	FG	FGA	Pct	3FG	3FGA	Pct	FT	FTA	Pct	Off	Def	Tot	Avg	PF	FO	Ast	TO	Blk	Stl	Pts	Avg
2013	15-10	213	14.2	23	59	.390	2	7	.286	19	28	.679	17	35	52	3.5	30	1	5	22	11	2	67	4.5
2014	4-1	43	10.8	11	14	.786	0	1	.000	0	0	.000	4	6	10	2.5	9	0	0	8	3	2	22	5.5
Totals	19-11	256	13.5	34	75	.453	2	8	.200	19	28	.679	21	41	62	3.3	39	1	5	29	14	4	89	4.7



#12 - AUSTIN CONSTABLE

SOPHOMORE | GUARD | 5'11" | 180 | 1VL

WEST CHESTER, PA./HENDERSON

CONSTABLE'S CAREER HIGHS

POINTS	-
FIELD GOALS	-
FIELD GOAL ATTEMPTS	2, twice, last vs. Marshall (Dec. 30, 2013)
3-POINT FIELD GOALS	-
3-POINT FIELD GOAL ATTEMPTS	1, twice, last vs. Marshall (Dec. 30, 2013)
FREE THROWS	-
FREE THROW ATTEMPTS	-
REBOUNDS	-
ASSISTS	-
BLOCKS	-
STEALS	-
MINUTES PLAYED	2, 3x, last vs. Marshall (Dec. 30, 2013)

CONSTABLE'S SEASON HIGHS

POINTS	-
FIELD GOALS	-
FIELD GOAL ATTEMPTS	2, vs. Marshall (Dec. 30, 2013)
3-POINT FIELD GOALS	-
3-POINT FIELD GOAL ATTEMPTS	1, vs. Marshall (Dec. 30, 2013)
FREE THROWS	-
FREE THROW ATTEMPTS	-
REBOUNDS	-
ASSISTS	-
BLOCKS	-
STEALS	1, vs. Marshall (Dec. 30, 2013)
MINUTES PLAYED	2, twice, last vs. Marshall (Dec. 30, 2013)

2013-14

Opponent	Date	GS	Min	FG-FGA	Pct	3FG-FGA	Pct	FT-FTA	Pct	Off	Def	Tot	Avg	PF	FO	A	TO	Blk	Stl	Pts	Avg	
Longwood	11/9/13	-	-	-	-	-	-	-	-	-	-	-	-	-	-	-	-	-	-	-	-	-
at Baylor	11/12/13	-	-	-	-	-	-	-	-	-	-	-	-	-	-	-	-	-	-	-	-	-
at Clemson	11/17/13	-	-	-	-	-	-	-	-	-	-	-	-	-	-	-	-	-	-	-	-	-
Fla. International	11/24/13	-	-	-	-	-	-	-	-	-	-	-	-	-	-	-	-	-	-	-	-	-
at Oklahoma St.	12/6/13	-	-	-	-	-	-	-	-	-	-	-	-	-	-	-	-	-	-	-	-	-
Marquette	12/17/13	-	-	-	-	-	-	-	-	-	-	-	-	-	-	-	-	-	-	-	-	-
USC Upstate	12/19/13	-	-	-	-	-	-	-	-	-	-	-	-	-	-	-	-	-	-	-	-	-
vs. Saint Mary's	12/22/13	-	-	-	-	-	-	-	-	-	-	-	-	-	-	-	-	-	-	-	-	-
vs. Boise State	12/23/13	-	-	-	-	-	-	-	-	-	-	-	-	-	-	-	-	-	-	-	-	-
vs. Akron	12/25/13	-	-	-	-	-	-	-	-	-	-	-	-	-	-	-	-	-	-	-	-	-
Akron	12/28/13	2	0-0	.000	0-0	.000	0-0	.000	0-0	0	0	0	0.0	0	0	0	0	0	0	0	0	0.0
Marshall	12/30/13	2	0-2	.000	0-1	.000	0-0	.000	0-0	0	0	0	0.0	0	0	0	0	1	0	0	0	0.0
SC State	1/3/14	-	-	-	-	-	-	-	-	-	-	-	-	-	-	-	-	-	-	-	-	-
at Florida	1/8/14	-	-	-	-	-	-	-	-	-	-	-	-	-	-	-	-	-	-	-	-	-
LSU	1/11/14	-	-	-	-	-	-	-	-	-	-	-	-	-	-	-	-	-	-	-	-	-
at Texas A&M	1/15/14	-	-	-	-	-	-	-	-	-	-	-	-	-	-	-	-	-	-	-	-	-
Ole Miss	1/18/14	-	-	-	-	-	-	-	-	-	-	-	-	-	-	-	-	-	-	-	-	-
at Georgia	1/22/14	-	-	-	-	-	-	-	-	-	-	-	-	-	-	-	-	-	-	-	-	-
at Missouri	1/25/14	-	-	-	-	-	-	-	-	-	-	-	-	-	-	-	-	-	-	-	-	-
Texas A&M	1/29/14	-	-	-	-	-	-	-	-	-	-	-	-	-	-	-	-	-	-	-	-	-
at Ole Miss	2/1/14	-	-	-	-	-	-	-	-	-	-	-	-	-	-	-	-	-	-	-	-	-
Auburn	2/5/14	-	-	-	-	-	-	-	-	-	-	-	-	-	-	-	-	-	-	-	-	-
at Tennessee	2/8/14	-	-	-	-	-	-	-	-	-	-	-	-	-	-	-	-	-	-	-	-	-
Vanderbilt	2/12/14	-	-	-	-	-	-	-	-	-	-	-	-	-	-	-	-	-	-	-	-	-
Alabama	2/15/14	-	-	-	-	-	-	-	-	-	-	-	-	-	-	-	-	-	-	-	-	-
at Arkansas	2/19/14	-	-	-	-	-	-	-	-	-	-	-	-	-	-	-	-	-	-	-	-	-
Georgia	2/22/14	-	-	-	-	-	-	-	-	-	-	-	-	-	-	-	-	-	-	-	-	-
at Auburn	2/26/14	-	-	-	-	-	-	-	-	-	-	-	-	-	-	-	-	-	-	-	-	-
Kentucky	3/1/14	-	-	-	-	-	-	-	-	-	-	-	-	-	-	-	-	-	-	-	-	-
Florida	3/4/14	-	-	-	-	-	-	-	-	-	-	-	-	-	-	-	-	-	-	-	-	-
at Miss. State	3/8/14	-	-	-	-	-	-	-	-	-	-	-	-	-	-	-	-	-	-	-	-	-

SEASON NOTES

Saw two minutes of action in win vs. Akron (Dec. 28) ... Collected a steal vs. Marshall (Dec. 30) ...

CAREER STATISTICS

Season	GP-GS	Min	Avg	FG	FGA	Pct	3FG	3FGA	Pct	FT	FTA	Pct	Off	Def	Tot	Avg	PF	FO	Ast	TO	Blk	Stl	Pts	Avg
2012-13	4-0	6	1.5	0	2	.000	0	1	.000	0	0	.000	1	0	1	0.3	0	0	0	1	0	0	0	0.0
2013-14	2-0	4	2.0	0	2	.000	0	1	.000	0	0	.000	0	0	0	0.0	1	0	0	0	0	1	0	0.0
Totals	6-0	10	1.7	0	4	.000	0	2	.000	0	0	.000	1	0	1	0.2	1	0	0	1	0	1	0	0.0

CAREER SEC STATISTICS

Season	GP-GS	Min	Avg	FG	FGA	Pct	3FG	3FGA	Pct	FT	FTA	Pct	Off	Def	Tot	Avg	PF	FO	Ast	TO	Blk	Stl	Pts	Avg
2013	1-0	1	1.0	0	0	.000	0	0	.000	0	0	.000	0	0	0	0.0	0	0	0	0	0	0	0	0.0
2014	0-0	0	0.0	0	0	.000	0	0	.000	0	0	.000	0	0	0	0.0	0	0	0	0	0	0	0	0.0
Totals	1-0	1	1.0	0	0	.000	0	0	.000	0	0	.000	0	0	0	0.0	0	0	0	0	0	0	0	0.0



#25 - MINDAUGAS KACINAS

SOPHOMORE | FORWARD | 6'7" | 210 | 1VL
KLAIPEDA, LITHUANIA/WORD OF LIFE FIRE
TRADITIONAL SCHOOL

KACINAS' CAREER HIGHS

POINTS
18, vs. Rider (Nov. 19, 2012)

FIELD GOALS
8, vs. Rider (Nov. 19, 2012)

FIELD GOAL ATTEMPTS
11, 3x, last at Clemson (Nov. 13, 2013)

3-POINT FIELD GOALS
1, 3 times, last vs. Clemson (Dec. 2, 2012)

3-POINT FIELD GOAL ATTEMPTS
3, twice, last vs. App State (Dec. 19, 2012)

FREE THROWS
6, vs. Milwaukee (Nov. 11, 2012)

FREE THROW ATTEMPTS
8, vs. Milwaukee (Nov. 11, 2012)

REBOUNDS
14, vs. Longwood (Nov. 9, 2013)

ASSISTS
3, twice, last vs. App State (Dec. 19, 2012)

BLOCKS
3, vs. Appalachian State (Dec. 19, 2012)

STEALS
2, 3x, last vs. LSU (Jan. 11, 2014)

MINUTES PLAYED
36, vs. USC Upstate (Dec. 19, 2013)

KACINAS' SEASON HIGHS

POINTS
12, at Clemson (Nov. 13, 2013)

FIELD GOALS
6, at Clemson (Nov. 13, 2013)

FIELD GOAL ATTEMPTS
11, at Clemson (Nov. 13, 2013)

3-POINT FIELD GOALS
-

3-POINT FIELD GOAL ATTEMPTS
1, vs. USC Upstate (Dec. 19, 2013)

FREE THROWS
5, vs. Akron (Dec. 28, 2013)

FREE THROW ATTEMPTS
6, 3x, last vs. LSU (Jan. 11, 2014)

REBOUNDS
14, vs. Longwood (Nov. 9, 2013)

ASSISTS
2, twice, last vs. Marshall (Dec. 30, 2013)

BLOCKS
2, twice, last vs. Akron (Dec. 28, 2013)

STEALS
2, 2x, last vs. LSU (Jan. 11, 2014)

MINUTES PLAYED
36, vs. USC Upstate (Dec. 19, 2013)

2013-14

Opponent	Date	GS	Min	FG-FGA	Pct	3FG-FGA	Pct	FT-FTA	Pct	Off	Def	Tot	Avg	PF	FO	A	TO	Blk	Stl	Pts	Avg
Longwood	11/9/13	*	29	4-6	.667	0-0	.000	0-0	.000	5	9	14	14.0	2	0	0	3	2	0	8	8.0
at Baylor	11/12/13	*	18	1-2	.500	0-0	.000	0-0	.000	1	1	2	8.0	5	1	0	1	0	1	2	5.0
at Clemson	11/17/13	*	31	6-11	.545	0-0	.000	1-2	.500	7	5	12	9.3	4	0	0	2	0	1	13	7.7
Fla. International	11/24/13	*	35	3-5	.600	0-0	.000	3-4	.750	4	5	9	9.3	2	0	0	3	0	0	9	8.0
at Oklahoma St.	12/6/13	*	32	1-4	.250	0-0	.000	4-6	.667	3	2	5	8.4	4	0	0	4	0	1	6	7.6
Manhattan	12/17/13	*	24	3-4	.750	0-0	.000	1-4	.250	1	4	5	7.8	5	1	2	1	1	1	7	7.5
USC Upstate	12/19/13	*	36	2-5	.400	0-1	.000	1-2	.500	3	6	9	8.0	2	0	1	2	1	1	5	7.1
vs. Saint Mary's	12/22/13	*	14	2-3	.667	0-0	.000	2-3	.667	1	0	1	7.1	4	0	0	2	0	0	6	7.0
vs. Boise State	12/23/13	*	28	0-1	.000	0-0	.000	0-1	.000	1	2	3	6.7	2	0	1	3	0	0	0	6.2
vs. Akron	12/25/13	*	15	2-3	.667	0-0	.000	0-0	.000	0	0	0	6.0	3	0	0	0	0	1	4	6.0
Akron	12/28/13	*	26	3-5	.600	0-0	.000	5-5	1.000	1	1	2	5.6	4	0	0	3	2	2	11	6.5
Marshall	12/30/13	*	16	2-5	.400	0-0	.000	0-0	.000	3	2	5	5.6	3	0	2	2	0	1	4	6.3
SC State	1/3/14	*	28	0-0	.000	0-0	.000	3-6	.500	3	6	9	5.8	1	0	0	2	1	1	3	6.0
at Florida	1/8/14	*	20	2-2	1.000	0-0	.000	2-2	1.000	2	2	4	5.7	4	0	0	3	0	1	6	6.0
LSU	1/11/14	*	22	0-2	.000	0-0	.000	4-6	.667	1	1	2	5.5	3	0	0	1	2	4	5.9	
at Texas A&M	1/15/14	*	10	1-1	1.000	0-0	.000	1-2	.500	0	1	1	5.2	4	0	0	1	0	1	3	5.7
Ole Miss	1/18/14	*	14	2-4	.500	0-0	.000	0-1	.000	2	2	4	5.1	2	0	0	1	1	0	4	5.6
at Georgia	1/22/14																				
at Missouri	1/25/14																				
Texas A&M	1/29/14																				
at Ole Miss	2/1/14																				
Auburn	2/5/14																				
at Tennessee	2/8/14																				
Vanderbilt	2/12/14																				
Alabama	2/15/14																				
at Arkansas	2/19/14																				
Georgia	2/22/14																				
at Auburn	2/26/14																				
Kentucky	3/1/14																				
Florida	3/4/14																				
at Miss. State	3/8/14																				

SEASON NOTES

Scored eight points and dished one assist in exhibition vs. USC Aiken (Nov. 3) ... Set a career high with 14 rebounds, while adding eight points and matching for a team high two blocks in contest vs. Longwood (Nov. 9) ... Also earned the start vs. the Lancers ... In foul trouble most of the game at Baylor (Nov. 12), contributed two points, two rebounds and a steal vs. the Bears ... Continues to impress on the boards, collecting a team high 12 rebounds, including seven on the offensive glass, at Clemson (Nov. 17), also posted team high 13 points for first double-double of the season and second of his career ... Near double-double with nine points and nine rebounds vs. FIU (Nov. 24) ... Scored six points, and collected five rebounds in a team high 32 minutes played at No. 9/11 Oklahoma State (Dec. 6) ... Scored seven points and pulled down five rebounds vs. Manhattan (Dec. 17) ... Scored five points and pulled down a team high nine rebounds in a career-high 36 minutes vs. USC Upstate (Dec. 19) ... Scored six points but was in foul trouble early in win vs. Saint Mary's (Dec. 22) ... Followed with a three-rebound performance vs. Boise State (Dec. 23) and scored four points, but didn't collect a rebound in win vs. Akron (Dec. 25) ... Scored 11 points and blocked two shots, with two steals in home win vs. Akron (Dec. 28) ... Four points and five rebounds vs. Marshall (Dec. 30) ... Posted nine rebounds to go with three points vs. SC State (Jan. 3) ... Scored six points at No. 10/11 Florida (Jan. 8), going 2-of-2 from the field and at the free throw line, while also grabbing four rebounds ... Went 4-of-6 from the foul line and tied his career high with two steals vs. LSU (Jan. 11) ...

CAREER STATISTICS

Season	GP-GS	Min	Avg	FG	FGA	Pct	3FG	3FGA	Pct	FT	FTA	Pct	Off	Def	Tot	Avg	PF	FO	Ast	TO	Blk	Stl	Pts	Avg
2012-13	31-9	606	19.5	57	110	.518	4	20	.200	34	50	.680	50	66	116	3.7	67	1	21	46	15	10	152	4.9
2013-14	17-16	398	23.4	34	63	.540	0	1	.000	27	44	.614	38	49	87	5.1	54	2	6	33	9	14	95	5.6
Totals	48-25	1004	20.9	91	173	.526	4	21	.190	61	94	.649	88	115	203	4.2	121	3	27	79	24	24	247	5.1

CAREER SEC STATISTICS

Season	GP-GS	Min	Avg	FG	FGA	Pct	3FG	3FGA	Pct	FT	FTA	Pct	Off	Def	Tot	Avg	PF	FO	Ast	TO	Blk	Stl	Pts	Avg
2013	17-4	255	15.0	16	40	.400	1	7	.143	11	16	.688	14	27	41	2.4	32	0	7	18	2	4	44	2.6
2014	4-3	66	16.5	5	9	.556	0	0	.000	7	11	.636	5	6	11	2.8	13	0	0	5	2	4	17	4.3
Totals	21-7	321	15.3	21	49	.429	1	7	.143	18	27	.667	19	33	52	2.5	45	0	7	23	4	8	61	2.9



#35 - BRIAN STEELE

SOPHOMORE | FORWARD | 6'5" | 200 | 1VL

GREENVILLE, S.C./WADE HAMPTON SCHOOL

STEELE'S CAREER HIGHS

POINTS
6, vs. Miss State (March 6, 2013)

FIELD GOALS
2, vs. Miss State (March 6, 2013)

FIELD GOAL ATTEMPTS
7, vs. Miss State (March 13, 2013)

3-POINT FIELD GOALS
2, vs. Miss State (March 6, 2013)

3-POINT FIELD GOAL ATTEMPTS
5, vs. Miss State (March 6, 2013)

FREE THROWS
2, vs. Presbyterian (Dec. 29, 2012)

FREE THROW ATTEMPTS
2, vs. Presbyterian (Dec. 29, 2012)

REBOUNDS
7, vs. Miss. State (March 13, 2013)

ASSISTS
3, vs. Vandy (March 9, 2013)

BLOCKS
-

STEALS
1, twice, last vs. Texas A&M (March 2, 2013)

MINUTES PLAYED
25, vs. Texas A&M (March 2, 2013)

STEELE'S SEASON HIGHS

POINTS
3, vs. Boise State (Dec. 23, 2013)

FIELD GOALS
1, vs. Boise State (Dec. 23, 2013)

FIELD GOAL ATTEMPTS
2, twice, last vs. Marshall (Dec. 30, 2013)

3-POINT FIELD GOALS
1, vs. Boise State (Dec. 23, 2013)

3-POINT FIELD GOAL ATTEMPTS
1, 3x, last vs. Marshall (Dec. 30, 2013)

FREE THROWS
-

FREE THROW ATTEMPTS
-

REBOUNDS
1, vs. Marshall (Dec. 30, 2013)

ASSISTS
1, vs. Marshall (Dec. 30, 2013)

BLOCKS
-

STEALS
-

MINUTES PLAYED
11, vs. Boise State (Dec. 23, 2013)

2013-14

Opponent	Date	GS	Min	FG-FGA	Pct	3FG-FGA	Pct	FT-FTA	Pct	Off	Def	Tot	Avg	PF	FO	A	TO	Blk	Stl	Pts	Avg	
Longwood	11/9/13	-	-	-	-	-	-	-	-	-	-	-	-	-	-	-	-	-	-	-	-	-
at Baylor	11/12/13	-	-	-	-	-	-	-	-	-	-	-	-	-	-	-	-	-	-	-	-	-
at Clemson	11/17/13	1	0-0	.000	0-0	.000	0-0	.000	0-0	0	0	0	0.0	0	0	0	0	0	0	0	0	0.0
Fla. International	11/24/13	-	-	-	-	-	-	-	-	-	-	-	-	-	-	-	-	-	-	-	-	-
at Oklahoma St.	12/6/13	-	-	-	-	-	-	-	-	-	-	-	-	-	-	-	-	-	-	-	-	-
Manhattan	12/17/13	2	0-0	.000	0-0	.000	0-0	.000	0-0	0	0	0	0.0	0	0	0	0	0	0	0	0	0.0
USC Upstate	12/19/13	-	-	-	-	-	-	-	-	-	-	-	-	-	-	-	-	-	-	-	-	-
vs. Saint Mary's	12/22/13	-	-	-	-	-	-	-	-	-	-	-	-	-	-	-	-	-	-	-	-	-
vs. Boise State	12/23/13	11	1-2	.500	1-1	1.000	0-0	.000	0-0	0	0	0	0.0	0	0	0	2	0	0	3	1.0	
vs. Akron	12/25/13	6	0-1	.000	0-1	.000	0-0	.000	0-0	0	0	0	0.0	1	0	0	0	0	0	0	0	0.8
Akron	12/28/13	7	0-0	.000	0-0	.000	0-0	.000	0-0	0	0	0	0.0	0	0	0	0	0	0	0	0	0.6
Marshall	12/30/13	9	0-2	.000	0-1	.000	0-0	.000	1-0	1	1	0.2	5	1	1	0	0	0	0	0	0.5	
SC State	1/3/14	-	-	-	-	-	-	-	-	-	-	-	-	-	-	-	-	-	-	-	-	-
at Florida	1/8/14	-	-	-	-	-	-	-	-	-	-	-	-	-	-	-	-	-	-	-	-	-
LSU	1/11/14	-	-	-	-	-	-	-	-	-	-	-	-	-	-	-	-	-	-	-	-	-
at Texas A&M	1/15/14	-	-	-	-	-	-	-	-	-	-	-	-	-	-	-	-	-	-	-	-	-
Ole Miss	1/18/14	-	-	-	-	-	-	-	-	-	-	-	-	-	-	-	-	-	-	-	-	-
at Georgia	1/22/14	-	-	-	-	-	-	-	-	-	-	-	-	-	-	-	-	-	-	-	-	-
at Missouri	1/25/14	-	-	-	-	-	-	-	-	-	-	-	-	-	-	-	-	-	-	-	-	-
Texas A&M	1/29/14	-	-	-	-	-	-	-	-	-	-	-	-	-	-	-	-	-	-	-	-	-
at Ole Miss	2/1/14	-	-	-	-	-	-	-	-	-	-	-	-	-	-	-	-	-	-	-	-	-
Auburn	2/5/14	-	-	-	-	-	-	-	-	-	-	-	-	-	-	-	-	-	-	-	-	-
at Tennessee	2/8/14	-	-	-	-	-	-	-	-	-	-	-	-	-	-	-	-	-	-	-	-	-
Vanderbilt	2/12/14	-	-	-	-	-	-	-	-	-	-	-	-	-	-	-	-	-	-	-	-	-
Alabama	2/15/14	-	-	-	-	-	-	-	-	-	-	-	-	-	-	-	-	-	-	-	-	-
at Arkansas	2/19/14	-	-	-	-	-	-	-	-	-	-	-	-	-	-	-	-	-	-	-	-	-
Georgia	2/22/14	-	-	-	-	-	-	-	-	-	-	-	-	-	-	-	-	-	-	-	-	-
at Auburn	2/26/14	-	-	-	-	-	-	-	-	-	-	-	-	-	-	-	-	-	-	-	-	-
Kentucky	3/1/14	-	-	-	-	-	-	-	-	-	-	-	-	-	-	-	-	-	-	-	-	-
Florida	3/4/14	-	-	-	-	-	-	-	-	-	-	-	-	-	-	-	-	-	-	-	-	-
at Miss. State	3/8/14	-	-	-	-	-	-	-	-	-	-	-	-	-	-	-	-	-	-	-	-	-

SEASON NOTES

Scored two points and collected one rebound in exhibition vs. USC Aiken (Nov. 3) ... Did not see action in the season opener vs. Longwood (Nov. 9) ... Saw time vs. Manhattan (Dec. 17) ... Scored first points of the season in 11 minutes of action vs. Boise State (Dec. 23) ... Also saw time in win over Akron (Dec. 25) at Diamond Head Classic ... Posted one assist in win vs. Marshall (Dec. 30) ...

CAREER STATISTICS

Season	GP-GS	Min	Avg	FG	FGA	Pct	3FG	3FGA	Pct	FT	FTA	Pct	Off	Def	Tot	Avg	PF	FO	Ast	TO	Blk	Stl	Pts	Avg
2012-13	7-4	79	11.3	5	19	.263	4	14	.286	2	3	.667	4	11	15	2.1	12	1	8	5	0	3	16	2.3
2013-14	6-0	36	6.0	1	5	.200	1	3	.333	0	0	.000	1	0	1	0.2	7	1	1	2	0	0	3	0.5
Totals	13-4	115	8.8	6	24	.250	5	17	.294	2	3	.667	5	11	16	1.2	19	2	9	7	0	3	19	1.5

CAREER SEC STATISTICS

Season	GP-GS	Min	Avg	FG	FGA	Pct	3FG	3FGA	Pct	FT	FTA	Pct	Off	Def	Tot	Avg	PF	FO	Ast	TO	Blk	Stl	Pts	Avg
2013	4-3	56	14.0	4	11	.364	4	10	.400	0	0	.000	1	6	7	1.8	10	1	6	2	0	2	12	3.0
2014	0-0	0	0.0	0	0	.000	0	0	.000	0	0	.000	0	0	0	0.0	0	0	0	0	0	0	0	0.0
Totals	4-3	56	14.0	4	11	.364	4	10	.400	0	0	.000	1	6	7	1.8	10	1	6	2	0	2	12	3.0



#21 - DEMETRIUS HENRY

FRESHMAN | FORWARD | 6'9" | 215 | HS
 MIAMI, FLA./FAITH BAPTIST CHRISTIAN SCHOOL

HENRY'S SEASON HIGHS

POINTS

14, vs. FIU (Nov. 24, 2013)

FIELD GOALS

7, vs. FIU (Nov. 24, 2013)

FIELD GOAL ATTEMPTS

11, vs. SC State (Jan. 3, 2014)

3-POINT FIELD GOALS

-

3-POINT FIELD GOAL ATTEMPTS

-

FREE THROWS

2, vs. Longwood (Nov. 9, 2013)

FREE THROW ATTEMPTS

4, twice, last at Clemson (Nov. 13, 2013)

REBOUNDS

11, vs. SC State (Jan. 3, 2014)

ASSISTS

2, twice, last at Texas A&M (Jan. 15, 2014)

BLOCKS

2, 3x, last vs. Boise State (Dec. 23, 2013)

STEALS

2, twice, vs. Ole Miss (Jan. 18, 2014)

MINUTES PLAYED

32, vs. SC State (Jan. 3, 2014)

2013-14

Opponent	Date	GS	Min	FG-FGA	Pct	3FG-FGA	Pct	FT-FTA	Pct	Off	Def	Tot	Avg	PF	FO	A	TO	Blk	Stl	Pts	Avg
Longwood	11/9/13	*	31	1-5	.200	0-0	.000	2-2	1.000	2	4	6	6.0	2	0	1	0	0	0	4	4.0
at Baylor	11/12/13	*	30	4-10	.400	0-0	.000	1-4	.250	3	3	6	6.0	4	0	1	0	2	0	9	6.5
at Clemson	11/17/13	*	22	4-9	.444	0-0	.000	1-4	.250	3	2	5	5.7	5	1	0	1	1	0	9	7.3
Fla. International	11/24/13	*	31	7-10	.700	0-0	.000	0-0	.000	3	3	6	5.8	3	0	0	0	0	1	14	9.0
at Oklahoma St.	12/6/13	*	26	3-6	.500	0-0	.000	0-2	.000	0	5	5	5.6	5	1	2	4	2	0	6	8.4
Marhattian	12/17/13	*	19	2-6	.333	0-0	.000	0-2	.000	1	1	2	5.3	4	0	1	0	0	4	7.1	
USC Upstate	12/19/13	*	16	2-7	.285	0-0	.000	0-2	.000	4	3	7	5.3	5	1	0	0	1	1	4	7.1
vs. Saint Mary's	12/22/13	*	20	3-5	.600	0-0	.000	0-0	.000	3	5	8	5.6	5	1	0	0	1	2	6	7.0
vs. Boise State	12/23/13	*	20	3-5	.600	0-0	.000	0-0	.000	1	2	3	5.3	2	0	0	3	2	0	6	6.9
vs. Akron	12/25/13	*	9	0-1	.000	0-0	.000	0-0	.000	0	0	0	4.8	4	0	0	1	1	0	0	6.2
Akron	12/28/13	*	22	4-10	.400	0-0	.000	0-1	.000	3	3	6	4.9	2	0	0	0	0	1	8	6.4
Marshall	12/30/13	*	14	6-7	.857	0-0	.000	0-0	.000	2	0	2	4.7	5	1	0	0	0	1	12	6.8
SC State	1/3/14	*	32	5-11	.455	0-0	.000	0-1	.000	4	7	11	5.2	3	0	0	3	1	1	10	7.1
at Florida	1/8/14	*	23	1-2	.500	0-0	.000	0-3	.000	0	1	1	4.9	4	0	1	1	0	0	2	6.7
LSU	1/11/14	*	5	0-1	.000	0-0	.000	0-0	.000	1	0	1	4.6	4	0	0	0	0	0	1	6.3
at Texas A&M	1/15/14	*	19	2-3	.667	0-0	.000	0-0	.000	1	1	2	4.4	2	0	2	1	0	1	4	6.1
Ole Miss	1/18/14	*	16	1-2	.500	0-0	.000	0-3	.000	1	0	1	4.2	3	0	1	0	0	2	3	5.9
at Georgia	1/22/14																				
at Missouri	1/25/14																				
Texas A&M	1/29/14																				
at Ole Miss	2/1/14																				
Auburn	2/5/14																				
at Tennessee	2/8/14																				
Vanderbilt	2/12/14																				
Alabama	2/15/14																				
at Arkansas	2/19/14																				
Georgia	2/22/14																				
at Auburn	2/26/14																				
Kentucky	3/1/14																				
Florida	3/4/14																				
at Miss. State	3/8/14																				

SEASON NOTES

Earned the start and scored eight points and collected five rebounds in exhibition contest vs. USC Aiken (Nov. 3) ... Earned the start in first-career contest vs. Longwood (Nov. 9) ... Scored four points and collected six rebounds vs. the Lancers ... Scored nine points and collected six rebounds, posting first two blocks of the season at Baylor (Nov. 12) ... Scored nine points and collected five rebounds, including three on the offensive glass, in start at Clemson (Nov. 17) ... First career double-figure scoring game with 14 points in win vs. FIU (Nov. 24) ... Hit 7-of-10 from the field vs. the Panthers ... Matched season high with two blocks, and posted season high with two assists at No. 9/11 Oklahoma State (Dec. 6) ... Was in foul trouble early vs. USC Upstate (Dec. 19), played just 16 minutes, but pulled down a season high seven rebounds ... Solid in win vs. Saint Mary's (Dec. 22), scoring six points and pulling down a season and team high eight rebounds ... Scored six points vs. Boise State (Dec. 23) and matched season high with two blocked shots ... Was in foul trouble vs. Akron (Dec. 25), playing just nine minutes ... Scored eight points and collected six rebounds with one steal in home win vs. Akron (Dec. 28) ... Fouled out of Marshall contest (Dec. 30), but posted 12 points on 6-of-7 from the field ... First-career double-double with 10 points and a season high 11 rebounds vs. SC State (Jan. 3) in a season high 32 minutes ... First-career double-double with 10 points and a season high 11 rebounds vs. SC State (Jan. 3) in a season high 32 minutes ... Tied a season high in assists with two at Texas A&M (Jan. 15) ... Swiped two steals vs. Ole Miss (Jan. 18), which tied his season high ...

CAREER STATISTICS

Season	GP-GS	Min	Avg	FG	FGA	Pct	3FG	3FGA	Pct	FT	FTA	Pct	Off	Def	Tot	Avg	PF	FO	Ast	TO	Blk	Stl	Pts	Avg
2013-14	17-16	355	20.9	48	100	.480	0	0	.000	4	24	.167	32	40	72	4.2	62	5	8	15	11	10	10	5.9

CAREER SEC STATISTICS

Season	GP-GS	Min	Avg	FG	FGA	Pct	3FG	3FGA	Pct	FT	FTA	Pct	Off	Def	Tot	Avg	PF	FO	Ast	TO	Blk	Stl	Pts	Avg
2014	4-3	63	15.8	4	8	.500	0	0	.000	0	6	.000	3	2	5	1.3	13	0	4	2	0	3	8	2.0



#20 - JUSTIN MCKIE

FRESHMAN | GUARD | 6'4" | 195 | HS
COLUMBIA, S.C./IRMO

MCKIE'S SEASON HIGHS

POINTS

5, at Texas A&M (Jan. 15, 2014)

FIELD GOALS

2, at Texas A&M (Jan. 15, 2014)

FIELD GOAL ATTEMPTS

3, at Texas A&M (Jan. 15, 2014)

3-POINT FIELD GOALS

1, at Texas A&M (Jan. 15, 2014)

3-POINT FIELD GOAL ATTEMPTS

1, 4x, lat at Texas A&M (Jan. 15, 2014)

FREE THROWS

1, twice, last vs. Marshall (Dec. 30, 2013)

FREE THROW ATTEMPTS

2, twice, last vs. Marshall (Dec. 30, 2013)

REBOUNDS

4, vs. Marshall (Dec. 30, 2013)

ASSISTS

-

BLOCKS

-

STEALS

1, twice, at Texas A&M (Jan. 15, 2014)

MINUTES PLAYED

11, at Texas A&M (Jan. 15, 2014)

2013-14

Opponent	Date	GS	Min	FG-FGA	Pct	3FG-FGA	Pct	FT-FTA	Pct	Off	Def	Tot	Avg	PF	FO	A	TO	Blk	Stl	Pts	Avg
Longwood	11/9/13	4	0-1	.000	0-0	.000	0-0	.000	0	0	0	0	0.0	0	0	0	0	0	0	0	0.0
at Baylor	11/12/13	0+	0-0	.000	0-0	.000	0-0	.000	0	0	0	0	0.0	0	0	0	0	0	0	0	0.0
at Clemson	11/17/13	1	0-1	.000	0-1	.000	1-2	.500	1	0	1	0.3	0.0	0	0	0	0	0	0	1	0.3
Fla. International	11/24/13	-	-	-	-	-	-	-	-	-	-	-	-	-	-	-	-	-	-	-	-
at Oklahoma St.	12/6/13	-	-	-	-	-	-	-	-	-	-	-	-	-	-	-	-	-	-	-	-
Manhattan	12/17/13	4	0-0	.000	0-0	.000	0-0	.000	0	0	0	0.3	0.0	0	0	0	0	0	0	0	0.3
USC Upstate	12/19/13	-	-	-	-	-	-	-	-	-	-	-	-	-	-	-	-	-	-	-	-
vs. Saint Mary's	12/22/13	-	-	-	-	-	-	-	-	-	-	-	-	-	-	-	-	-	-	-	-
vs. Boise State	12/23/13	5	0-1	.000	0-1	.000	0-0	.000	0	1	1	0.4	1.0	0	0	0	0	0	0	0	0.2
vs. Akron	12/25/13	-	-	-	-	-	-	-	-	-	-	-	-	-	-	-	-	-	-	-	-
Akron	12/28/13	4	0-0	.000	0-0	.000	0-0	.000	0	0	0	0.3	0.0	0	0	0	0	0	0	0	0.2
Marshall	12/30/13	4	1-3	.333	0-1	.000	1-2	.500	2	2	4	0.9	0.0	0	0	0	0	1	3	0.6	
SC State	1/3/14	-	-	-	-	-	-	-	-	-	-	-	-	-	-	-	-	-	-	-	-
at Florida	1/8/14	-	-	-	-	-	-	-	-	-	-	-	-	-	-	-	-	-	-	-	-
LSU	1/11/14	-	-	-	-	-	-	-	-	-	-	-	-	-	-	-	-	-	-	-	-
at Texas A&M	1/15/14	11	2-3	.667	1-2	.500	0-0	.000	0	3	3	1.1	1.0	0	0	0	0	1	5	1.1	
Ole Miss	1/18/14	1	0-0	.000	0-0	.000	0-0	.000	0	0	0	1.0	0.0	0	0	0	0	0	0	0	1.0
at Georgia	1/22/14																				
at Missouri	1/25/14																				
Texas A&M	1/29/14																				
at Ole Miss	2/1/14																				
Auburn	2/5/14																				
at Tennessee	2/8/14																				
Vanderbilt	2/12/14																				
Alabama	2/15/14																				
at Arkansas	2/19/14																				
Georgia	2/22/14																				
at Auburn	2/26/14																				
Kentucky	3/1/14																				
Florida	3/4/14																				
at Miss. State	3/8/14																				

SEASON NOTES

Played 21 minutes, scoring six points and collecting four rebounds in exhibition action vs. USC Aiken (Nov. 3) ... Saw action in season opener vs. Longwood (Nov. 9), attempted one shot ... Scored first point of his career at Clemson (Nov. 17) ... Saw action vs. Manhattan (Dec. 17) ... Saw action vs. Boise State (Dec. 23) ... Collected four rebounds and a steal in four minutes vs. Marshall (Dec. 30) ... Posted season highs in points (5), field goals made (2), 3-point field goals made (1) and minutes (11) at Texas A&M (Jan. 15) ...

CAREER STATISTICS

Season	GP-GS	Min	Avg	FG	FGA	Pct	3FG	3FGA	Pct	FT	FTA	Pct	Off	Def	Tot	Avg	PF	FO	Ast	TO	Blk	Stl	Pts	Avg
2013-14	9-0	34	3.8	3	9	.333	1	5	.200	2	4	.500	3	6	9	1.0	2	0	0	0	0	2	9	1.0

CAREER SEC STATISTICS

Season	GP-GS	Min	Avg	FG	FGA	Pct	3FG	3FGA	Pct	FT	FTA	Pct	Off	Def	Tot	Avg	PF	FO	Ast	TO	Blk	Stl	Pts	Avg
2014	2-0	12	6.0	2	3	.667	1	2	.500	0	0	.000	0	3	3	1.5	1	0	0	0	0	1	5	2.5



#10 - DUANE NOTICE

FRESHMAN | GUARD | 6'2" | 221 | HS
 WOODBRIDGE, ONTARIO, CANADA/ST. THOMAS
 MORE (OAKDALE, CONN.)

2013-14

Opponent	Date	GS	Min	FG-FGA	Pct	3FG-3FGA	Pct	FT-FTA	Pct	Off	Def	Tot	Avg	PF	FO	A	TO	Blk	Stl	Pts	Avg
Longwood	11/9/13	*	19	3-6	.500	2-3	.667	0-0	.000	1	4	5	5.0	5	1	4	3	0	1	8	8.0
at Baylor	11/12/13		12	1-2	.500	0-0	.000	0-0	.000	0	1	1	3.0	3	0	2	1	0	1	2	5.0
at Clemson	11/17/13	*	20	1-7	.142	0-2	.000	0-0	.000	2	1	3	3.0	2	0	2	4	0	0	2	4.0
Fla. International	11/24/13		1	0-0	.000	0-0	.000	0-0	.000	0	0	0	2.3	0	0	1	0	0	0	0	3.0
at Oklahoma St.	12/6/13		16	1-4	.250	0-1	.000	0-0	.000	2	3	5	2.8	2	0	0	2	1	0	2	2.8
Manhattan	12/17/13		7	0-0	.000	0-0	.000	0-0	.000	0	0	0	2.3	1	0	1	3	0	0	7	2.3
USC Upstate	12/19/13		14	1-2	.500	1-1	1.000	2-2	1.000	0	0	0	2.0	1	0	3	0	0	1	5	2.7
vs. Saint Mary's	12/22/13	*	20	4-5	.800	1-1	1.000	2-3	.667	0	1	1	1.9	2	0	3	0	0	1	11	3.7
vs. Boise State	12/23/13	*	33	5-10	.500	1-3	.333	2-4	.500	0	2	2	1.9	2	0	1	1	0	0	13	4.8
vs. Akron	12/25/13	*	33	7-12	.583	0-1	.000	1-2	.500	1	4	5	2.2	0	0	1	4	0	1	15	5.8
Akron	12/28/13	*	26	0-4	.000	0-2	.000	3-4	.750	0	4	4	2.4	3	0	6	1	1	0	3	5.5
Marshall	12/30/13	*	31	4-8	.500	1-2	.500	4-5	.800	2	4	6	2.7	2	0	6	2	0	1	13	6.2
SC State	1/3/14	*	34	3-8	.375	1-4	.250	6-8	.750	1	0	1	2.5	0	0	8	6	0	0	13	6.7
at Florida	1/8/14	*	33	2-4	.500	1-2	.500	3-5	.600	1	0	1	2.4	0	0	3	5	0	0	8	6.8
LSU	1/11/14	*	8	0-0	.000	0-0	.000	0-0	.000	0	0	0	2.3	2	0	1	1	0	0	0	6.3
at Texas A&M	1/15/14	*	28	3-7	.428	1-3	.333	5-7	.714	1	2	3	2.3	3	0	5	1	1	1	12	6.7
Ole Miss	1/18/14	*	20	2-5	.400	0-2	.000	0-1	.000	0	3	3	2.4	4	0	4	4	0	0	4	6.5
at Georgia	1/22/14																				
at Missouri	1/25/14																				
Texas A&M	1/29/14																				
at Ole Miss	2/1/14																				
Auburn	2/5/14																				
at Tennessee	2/8/14																				
Vanderbilt	2/12/14																				
Alabama	2/15/14																				
at Arkansas	2/19/14																				
Georgia	2/22/14																				
at Auburn	2/26/14																				
Kentucky	3/1/14																				
Florida	3/4/14																				
at Miss. State	3/8/14																				

CAREER STATISTICS

Season	GP-GS	Min	Avg	FG	FGA	Pct	3FG	3FGA	Pct	FT	FTA	Pct	Off	Def	Tot	Avg	PF	FO	Ast	TO	Blk	Stl	Pts	Avg
2013-14	17-12	355	20.9	37	84	.440	9	27	.333	28	41	.683	11	29	40	2.4	32	1	51	38	3	8	111	6.5

CAREER SEC STATISTICS

Season	GP-GS	Min	Avg	FG	FGA	Pct	3FG	3FGA	Pct	FT	FTA	Pct	Off	Def	Tot	Avg	PF	FO	Ast	TO	Blk	Stl	Pts	Avg
2014	4-4	89	22.3	7	16	.438	2	7	.286	8	13	.615	2	5	7	1.8	9	0	13	11	1	1	24	6.0

NOTICE'S SEASON HIGHS

POINTS

15, vs. Akron (Dec. 25, 2013)

FIELD GOALS

7, vs. Akron (Dec. 25, 2013)

FIELD GOAL ATTEMPTS

12, vs. Akron (Dec. 25, 2013)

3-POINT FIELD GOALS

2, vs. Longwood (Nov. 9, 2013)

3-POINT FIELD GOAL ATTEMPTS

3, 3x, last at Texas A&M (Jan. 15, 2014)

FREE THROWS

6, vs. SC State (Jan. 3, 2014)

FREE THROW ATTEMPTS

8, vs. SC State (Jan. 3, 2014)

REBOUNDS

6, vs. Marshall (Dec. 30, 2013)

ASSISTS

8, vs. SC State (Jan. 3, 2014)

BLOCKS

1, 3x, last at Texas A&M (Jan. 15, 2014)

STEALS

1, 8x, last at Texas A&M (Jan. 15, 2014)

MINUTES PLAYED

34, vs. SC State (Jan. 3, 2014)

SEASON NOTES

Dished six assists in 19 minutes before hampered by cramps in exhibition contest vs. USC Aiken (Nov. 3) ... Posted four assists and scored eight points, including two made 3s, in season opener vs. Longwood (Nov. 9) ... Earned the start vs. the Lancers in college debut ... Dished two assists, adding two points and a steal at Baylor (Nov. 12) ... Scored four points and dished two assists at Clemson (Nov. 17) ... Matched season high with five rebounds at No. 9/11 Oklahoma State (Dec. 6) ... Scored five points and dished three assists vs. USC Upstate (Dec. 19) ... Flourished at Diamond Head Classic, posting a season high in points in each consecutive game ... Tallied double-figures with 11 points vs. Saint Mary's (Dec. 22), 13 vs. Boise State (Dec. 23) and a team and season high 15 vs. Akron (Dec. 25) ... Collected five rebounds to match season high vs. the Zips ... Dished season high six assists in home win vs. Akron (Dec. 28) ... Matched season high for second straight game with six assists in win vs. Marshall (Dec. 30); also 6 rebounds and 13 points for fourth-straight game in double-figures ... Recorded a season high with eight assists to go with 13 points, including season high numbers from the free throw line going 6-for-8 while playing in a season high 34 minutes vs. SC State (Jan. 3) ... Scored eight points dished three assists at No. 10/11 Florida (Jan. 8) ... Went a 5-of-7 from the foul line as he scored 12 points and dished five assists and grabbed three rebounds ... Dished four assists vs. Ole Miss (Jan. 18)



#32 - DESMOND RINGER

FRESHMAN | FORWARD | 6'9" | 255 | HS
MCDONOUGH, GA. / EAGLE'S LANDING

RINGER'S SEASON HIGHS

POINTS

9, at Texas A&M (Jan. 15, 2014)

FIELD GOALS

3, at Texas A&M (Jan. 15, 2014)

FIELD GOAL ATTEMPTS

5, vs. Akron (Dec. 25, 2013)

3-POINT FIELD GOALS

-

3-POINT FIELD GOAL ATTEMPTS

-

FREE THROWS

3, 3x, last at Texas A&M (Jan. 15, 2014)

FREE THROW ATTEMPTS

6, twice, at Texas A&M (Jan. 15, 2014)

REBOUNDS

7, twice, at Texas A&M (Jan. 15, 2014)

ASSISTS

2, at Texas A&M (Jan. 15, 2014)

BLOCKS

2, vs. USC Upstate (Dec. 19, 2013)

STEALS

-

MINUTES PLAYED

28, at Texas A&M (Jan. 15, 2014)

2013-14

Opponent	Date	GS	Min	FG-FGA	Pct	3FG-FGA	Pct	FT-FTA	Pct	Off	Def	Tot	Avg	PF	FO	A	TO	Blk	Stl	Pts	Avg
Longwood	11/9/13	7	0-0	.000	0-0	.000	0-0	.000	0	0	0	0.0	0	0	0	1	0	0	0	0	0.0
at Baylor	11/12/13	9	0-1	.000	0-0	.000	1-3	.333	1	0	1	0.5	3	0	0	0	0	0	1	0	0.5
at Clemson	11/17/13	10	1-3	.333	0-0	.000	2-2	1.000	0	1	1	0.7	3	0	1	0	0	0	4	1.7	
Fla. International	11/24/13	4	0-0	.000	0-0	.000	0-0	.000	1	0	1	0.8	2	0	0	1	0	0	0	1.3	
at Oklahoma St.	12/6/13	15	1-4	.250	0-0	.000	1-2	.500	2	3	5	1.6	4	0	1	0	0	3	1.6		
Manhattan	12/17/13	5	2-2	1.000	0-0	.000	0-2	.000	0	0	0	1.3	0	0	0	0	0	4	2.0		
USC Upstate	12/19/13	14	1-3	.333	0-0	.000	0-0	.000	1	1	2	1.4	4	0	1	2	0	2	2.0		
vs. Saint Mary's	12/22/13	12	0-1	.000	0-0	.000	3-6	.500	0	0	0	1.3	3	0	1	0	0	3	2.1		
vs. Boise State	12/23/13	9	0-1	.000	0-0	.000	0-0	.000	0	0	0	1.1	2	0	1	0	0	0	1.9		
vs. Akron	12/25/13	26	1-5	.200	0-0	.000	2-4	.500	3	2	5	1.5	3	0	1	0	1	1	4	2.1	
Akron	12/28/13	7	3-4	.750	0-0	.000	0-0	.000	3	1	4	1.7	3	0	1	0	0	6	2.5		
Marshall	12/30/13	14	2-4	.500	0-0	.000	0-0	.000	1	6	7	2.2	3	0	0	1	0	4	2.6		
SC State	1/3/14	1	0-0	.000	0-0	.000	0-0	.000	0	0	0	2.0	0	0	1	0	0	0	2.4		
at Florida	1/8/14	20	2-4	.500	0-0	.000	3-3	1.000	1	3	4	2.1	4	0	0	1	0	7	2.7		
LSU	1/11/14	23	0-1	.000	0-0	.000	2-2	1.000	1	4	5	2.3	2	0	2	0	0	2	2.7		
at Texas A&M	1/15/14	13	3-3	1.000	0-0	.000	3-6	.500	3	4	7	2.6	4	0	2	2	0	9	3.1		
Ole Miss	1/18/14	12	0-3	.000	0-0	.000	2-2	1.000	0	1	1	2.5	3	0	1	0	0	2	3.0		
at Georgia	1/22/14																				
at Missouri	1/25/14																				
Texas A&M	1/29/14																				
at Ole Miss	2/1/14																				
Auburn	2/5/14																				
at Tennessee	2/8/14																				
Vanderbilt	2/12/14																				
Alabama	2/15/14																				
at Arkansas	2/19/14																				
Georgia	2/22/14																				
at Auburn	2/26/14																				
Kentucky	3/1/14																				
Florida	3/4/14																				
at Miss. State	3/8/14																				

SEASON NOTES

Earned one steal and collected three rebounds in exhibition contest vs. USC Aiken (Nov. 3) ... Saw action vs. Longwood (Nov. 9) ... Posted one point at the free throw line vs. Baylor (Nov. 12) ... Posted four points and collected an assists at Clemson (Nov. 17) ... Collected season high five rebounds in 15 minutes played at No. 9/11 Oklahoma State (Dec. 6) ... Scored four points vs. Manhattan (Dec. 17) ... Was in foul trouble early, but blocked two shots vs. USC Upstate (Dec. 19) ... Solid at Diamond Head Classic; scored three points vs. Saint Mary's (Dec. 22) and posted four points and five rebounds in a season high 26 minutes in win vs. Akron (Dec. 25) ... Scored six points in seven minutes, with four rebounds, in home win vs. Akron (Dec. 28) ... Pulled down a team and season high seven rebounds in win vs. Marshall (Dec. 30) ... Recorded a season high seven points, hitting 3-of-3 free throw attempts, and pulling down four rebounds at No. 10/11 Florida ... Collected five rebounds vs. LSU (Jan. 11) ... Posted season highs in points (9), field goals made (3), assists (2) and minutes (28) at Texas A&M (Jan. 15), while matching highs in free throws made (3), attempted (6) and rebounds (7) ...

CAREER STATISTICS

Season	GP-GS	Min	Avg	FG	FGA	Pct	3FG	3FGA	Pct	FT	FTA	Pct	Off	Def	Tot	Avg	PF	FO	Ast	TO	Blk	Stl	Pts	Avg
2013-14	17-1	216	12.7	16	39	.410	0	0	.000	19	31	.613	17	26	43	2.5	43	0	6	13	3	1	51	3.0

CAREER SEC STATISTICS

Season	GP-GS	Min	Avg	FG	FGA	Pct	3FG	3FGA	Pct	FT	FTA	Pct	Off	Def	Tot	Avg	PF	FO	Ast	TO	Blk	Stl	Pts	Avg
2014	4-1	83	20.8	5	11	.455	0	0	.000	10	13	.727	5	12	17	4.3	13	0	3	5	0	0	20	5.0



#5 - JAYLEN SHAW

FRESHMAN | GUARD | 6'0" | 182 | HS
HARTSVILLE, S.C./HARTSVILLE

2013-14

Opponent	Date	GS	Min	FG-FGA	Pct	3FG-FGA	Pct	FT-FTA	Pct	Off	Def	Tot	Avg	PF	FO	A	TO	Blk	Stl	Pts	Avg
Longwood	11/9/13	3	0-1	.000	0-1	.000	2-2	1.000	0	0	0	0.0	1	0	1	0	0	2	2.0		
at Baylor	11/12/13	-	-	-	-	-	-	-	-	-DNP - Coaches Decision-											
at Clemson	11/17/13	1	0-0	.000	0-0	.000	0-0	.000	0	0	0	0.0	0	0	1	0	0	0	0	1.0	
Fla. International	11/24/13	26	6-10	.600	4-7	.571	0-0	.000	0	2	2	0.7	2	0	5	2	0	0	16	6.0	
at Oklahoma St.	12/6/13	20	4-5	.800	3-4	.750	2-3	.667	0	1	1	0.8	2	0	3	0	0	0	13	7.8	
Marhattan	12/17/13	15	0-2	.000	0-0	.000	0-0	.000	0	1	1	0.8	1	0	2	2	0	0	0	6.2	
USC Upstate	12/19/13	3	0-0	.000	0-0	.000	0-0	.000	0	0	0	0.7	0	0	1	0	0	0	0	5.2	
vs. Saint Mary's	12/22/13	5	0-0	.000	0-0	.000	0-1	.000	0	0	0	0.6	0	0	0	0	0	1	0	4.4	
vs. Boise State	12/23/13	2	0-0	.000	0-0	.000	0-0	.000	0	0	0	0.5	0	0	0	0	0	0	0	3.9	
vs. Akron	12/25/13	1	0-0	.000	0-0	.000	0-0	.000	0	0	0	0.4	0	0	0	0	0	0	0	3.4	
Akron	12/28/13	8	1-1	1.000	0-0	.000	1-1	1.000	0	0	0	0.4	0	0	3	1	1	0	3	3.4	
Marshall	12/30/13	17	0-2	.000	0-0	.000	4-4	1.000	0	1	1	0.5	1	0	1	0	0	0	4	3.5	
SC State	1/3/14	9	2-4	.500	1-3	.333	0-0	.000	0	1	1	0.5	2	0	0	0	0	0	5	3.6	
at Florida	1/8/14	7	0-1	.000	0-0	.000	0-0	.000	0	0	0	0.5	1	0	0	0	0	0	0	3.3	
LSU	1/11/14	14	1-1	1.000	0-0	.000	2-2	1.000	0	2	2	0.6	4	0	2	3	0	0	4	3.4	
at Texas A&M	1/15/14	13	0-2	.000	0-2	.000	0-0	.000	0	0	0	0.5	2	0	2	0	0	0	0	3.1	
Ole Miss	1/18/14	24	2-5	.400	2-5	.400	3-4	.750	0	3	3	0.7	4	0	3	3	0	1	9	3.5	
at Georgia	1/22/14																				
at Missouri	1/25/14																				
Texas A&M	1/29/14																				
at Ole Miss	2/1/14																				
Auburn	2/5/14																				
at Tennessee	2/8/14																				
Vanderbilt	2/12/14																				
Alabama	2/15/14																				
at Arkansas	2/19/14																				
Georgia	2/22/14																				
at Auburn	2/26/14																				
Kentucky	3/1/14																				
Florida	3/4/14																				
at Miss. State	3/8/14																				

CAREER STATISTICS

Season	GP-GS	Min	Avg	FG	FGA	Pct	3FG	3FGA	Pct	FT	FTA	Pct	Off	Def	Tot	Avg	PF	FO	Ast	TO	Blk	Stl	Pts	Avg
2013-14	16-0	168	10.5	16	34	.471	10	22	.455	14	17	.824	0	11	11	0.7	20	0	24	12	1	2	56	3.5

CAREER SEC STATISTICS

Season	GP-GS	Min	Avg	FG	FGA	Pct	3FG	3FGA	Pct	FT	FTA	Pct	Off	Def	Tot	Avg	PF	FO	Ast	TO	Blk	Stl	Pts	Avg
2014	4-0	58	14.5	3	9	.333	2	7	.286	5	6	.883	0	5	5	1.3	11	0	7	6	0	1	13	3.3

SHAW'S SEASON HIGHS

POINTS

16, vs. FIU (Nov. 24, 2013)

FIELD GOALS

6, vs. FIU (Nov. 24, 2013)

FIELD GOAL ATTEMPTS

10, vs. FIU (Nov. 24, 2013)

3-POINT FIELD GOALS

4, vs. FIU (Nov. 24, 2013)

3-POINT FIELD GOAL ATTEMPTS

7, vs. FIU (Nov. 24, 2013)

FREE THROWS

4, vs. Marshall (Dec. 30, 2013)

FREE THROW ATTEMPTS

4, vs. Marshall (Dec. 30, 2013)

REBOUNDS

2, twice, last vs. LSU (Jan. 11, 2014)

ASSISTS

5, vs. FIU (Nov. 24, 2013)

BLOCKS

1, vs. Akron (Dec. 28, 2013)

STEALS

1, twice, last vs. Ole Miss (Jan. 18, 2014)

MINUTES PLAYED

26, vs. FIU (Nov. 24, 2013)

SEASON NOTES

Posted six points and one assist in exhibition contest vs. USC Aiken (Nov. 3) ... Scored two points at the free throw line and dished one assist in college debut vs. Longwood (Nov. 9) ... Collected an assist at Clemson (Nov. 17) ... Huge off the bench with 16 points on 6-of-10 shooting, including four 3s in win vs. FIU (Nov. 24) ... Also dished five assists vs. the Panthers ... Scored double-digits off the bench for second-straight game, posting 13 points at No. 9/11 Oklahoma State (Dec. 6) ... Also dished three assists vs. the Cowboys ... Collected first steal of the season vs. Saint Mary's (Dec. 22) ... Saw action vs. Akron (Dec. 28), scoring three points and dishing three assists ... A perfect 4-of-4 from the free throw line in win vs. Marshall (Dec. 30) ... Scored five points vs. SC State (Jan. 3) ... Scored four points recorded two rebounds and two assists vs. LSU (Jan. 11) ... Recorded nine points, including a 2-for-5 effort from beyond the arc vs. Ole Miss (Jan. 18) ...



#15 - REGGIE THEUS JR.

FRESHMAN | FORWARD | 6'6" | 210 | HS

LOS ANGELES, CALIF./FAIRFAX

THEUS JR.'S SEASON HIGHS

POINTS

3, vs. Marshall (Dec. 30, 2013)

FIELD GOALS

1, twice, last vs. Marshall (Dec. 30, 2013)

FIELD GOAL ATTEMPTS

2, twice, last vs. Marshall (Dec. 30, 2013)

3-POINT FIELD GOALS

-

3-POINT FIELD GOAL ATTEMPTS

-

FREE THROWS

1, vs. Marshall (Dec. 30, 2013)

FREE THROW ATTEMPTS

4, vs. Marshall (Dec. 30, 2013)

REBOUNDS

3, vs. Marshall (Dec. 30, 2013)

ASSISTS

1, vs. Marshall (Dec. 30, 2013)

BLOCKS

-

STEALS

1, vs. Boise State (Dec. 23, 2013)

MINUTES PLAYED

4, 3x, last vs. Marshall (Dec. 30, 2013)

2013-14

Opponent	Date	GS	Min	FG-FGA	Pct	3FG-FGA	Pct	FT-FTA	Pct	Off	Def	Tot	Avg	PF	FO	A	TO	Blk	Stl	Pts	Avg
Longwood	11/9/13	2	0-0	.000	0-0	.000	0-0	.000	0	0	0	0.0	0	0	0	0	0	0	0	0	0.0
at Baylor	11/12/13	-	-	-	-	-	-	-	-	-	-	-	-	-	-	-	-	-	-	-	-
at Clemson	11/17/13	1	0-1	.000	0-0	.000	0-0	.000	0	1	1	0.5	0	0	0	0	0	0	0	0	0.0
Fla. International	11/24/13	-	-	-	-	-	-	-	-	-	-	-	-	-	-	-	-	-	-	-	-
at Oklahoma St.	12/6/13	-	-	-	-	-	-	-	-	-	-	-	-	-	-	-	-	-	-	-	-
Manhattan	12/17/13	2	0-0	.000	0-0	.000	0-0	.000	0	0	0	0.3	0	0	0	0	0	0	0	0	0.0
USC Upstate	12/19/13	-	-	-	-	-	-	-	-	-	-	-	-	-	-	-	-	-	-	-	-
vs. Saint Mary's	12/22/13	-	-	-	-	-	-	-	-	-	-	-	-	-	-	-	-	-	-	-	-
vs. Boise State	12/23/13	4	1-1	1.000	0-0	.000	0-0	.000	0	1	1	0.5	0	0	0	0	0	1	2	0.5	
vs. Akron	12/25/13	-	-	-	-	-	-	-	-	-	-	-	-	-	-	-	-	-	-	-	-
Akron	12/28/13	4	0-2	.000	0-0	.000	0-0	.000	0	0	0	0.4	0	0	0	0	0	0	0	0	0.4
Marshall	12/30/13	4	1-2	.500	0-0	.000	1-4	.250	3	0	3	0.8	0	0	1	0	0	0	3	0.8	
SC State	1/3/14	-	-	-	-	-	-	-	-	-	-	-	-	-	-	-	-	-	-	-	-
at Florida	1/8/14	-	-	-	-	-	-	-	-	-	-	-	-	-	-	-	-	-	-	-	-
LSU	1/11/14	-	-	-	-	-	-	-	-	-	-	-	-	-	-	-	-	-	-	-	-
at Texas A&M	1/15/14	+0	0-0	.000	0-0	.000	0-0	.000	0	0	0	0.7	1	0	0	0	0	0	0	0.7	
Ole Miss	1/18/14	-	-	-	-	-	-	-	-	-	-	-	-	-	-	-	-	-	-	-	-
at Georgia	1/22/14																				
at Missouri	1/25/14																				
Texas A&M	1/29/14																				
at Ole Miss	2/1/14																				
Auburn	2/5/14																				
at Tennessee	2/8/14																				
Vanderbilt	2/12/14																				
Alabama	2/15/14																				
at Arkansas	2/19/14																				
Georgia	2/22/14																				
at Auburn	2/26/14																				
Kentucky	3/1/14																				
Florida	3/4/14																				
at Miss. State	3/8/14																				

SEASON NOTES

Saw action in exhibition contest vs. USC Aiken (Nov. 3) ... Saw action vs. Longwood (Nov. 9) ... Collected one rebound at Clemson (Nov. 17) ... Scored first points of the season on jumper vs. Boise State (Dec. 23) ... Scored three points and collected three rebounds in win vs. Marshall (Dec. 30) ...

CAREER STATISTICS

Season	GP-GS	Min	Avg	FG	FGA	Pct	3FG	3FGA	Pct	FT	FTA	Pct	Off	Def	Tot	Avg	PF	FO	Ast	TO	Blk	Stl	Pts	Avg
2013-14	7-0	17	2.4	2	6	.333	0	0	.000	1	4	.250	3	2	5	0.7	1	0	1	1	0	1	5	0.7

CAREER SEC STATISTICS

Season	GP-GS	Min	Avg	FG	FGA	Pct	3FG	3FGA	Pct	FT	FTA	Pct	Off	Def	Tot	Avg	PF	FO	Ast	TO	Blk	Stl	Pts	Avg
2014	1-0	0	0.0	0	0	.000	0	0	.000	0	0	.000	0	0	0	0.0	1	0	0	0	0	0	0	0.0



#0 - SINDARIUS THORNWELL

FRESHMAN | GUARD | 6'5" | 206 | HS
LANCASTER, S.C./OAK HILL ACADEMY (WILSON, VA.)

THORNWELL'S SEASON HIGHS

- POINTS**
25, vs. LSU (Jan. 11, 2014)
- FIELD GOALS**
9, vs. LSU (Jan. 11, 2014)
- FIELD GOAL ATTEMPTS**
18, vs. USC Upstate (Dec. 19, 2013)
- 3-POINT FIELD GOALS**
4, vs. Ole Miss (Jan. 18, 2014)
- 3-POINT FIELD GOAL ATTEMPTS**
10, vs. USC Upstate (Dec. 19, 2013)
- FREE THROWS**
10, vs. Manhattan (Dec. 17, 2013)
- FREE THROW ATTEMPTS**
13, vs. Manhattan (Dec. 17, 2013)
- REBOUNDS**
11, vs. Ole Miss (Jan. 18, 2014)
- ASSISTS**
4, twice, last vs. Ole Miss (Jan. 18, 2014)
- BLOCKS**
2, twice, last vs. Ole Miss (Jan. 18, 2014)
- STEALS**
3, twice at Florida (Jan. 8, 2014)
- MINUTES PLAYED**
37, vs. Ole Miss (Jan. 18, 2014)

2013-14

Opponent	Date	GS	Min	FG-FGA	Pct	3FG-FGA	Pct	FT-FTA	Pct	Off	Def	Tot	Avg	PF	FO	A	TO	Blk	Stl	Pts	Avg
Longwood	11/9/13	*	26	4-10	.400	0-3	.000	6-7	.857	1	3	4	4.0	3	0	3	2	2	1	14	14.0
at Baylor	11/12/13	*	32	6-13	.461	1-2	.500	7-10	.700	1	3	4	4.0	4	0	0	2	0	3	20	17.0
at Clemson	11/17/13	*	31	3-5	.600	1-1	1.000	3-3	1.000	1	3	4	4.0	1	0	0	1	0	2	10	14.7
Fla. International	11/24/13	*	26	4-10	.400	0-1	.000	0-2	.000	1	2	3	3.8	3	0	4	1	1	0	8	13.0
at Oklahoma St.	12/6/13	*	20	2-7	.285	2-3	.667	1-2	.500	1	0	1	3.2	4	0	0	4	0	0	7	11.8
Manhattan	12/17/13	*	36	3-9	.333	1-2	.500	10-13	.769	2	3	5	3.5	0	0	3	1	1	1	17	12.7
USC Upstate	12/19/13	*	29	6-18	.333	3-10	.300	4-6	.667	2	5	7	4.0	4	0	3	5	0	1	19	13.6
vs. Saint Mary's	12/22/13	*	34	5-12	.416	0-1	.000	3-4	.750	2	3	5	4.1	1	0	3	0	0	0	13	13.5
vs. Boise State	12/23/13	*	18	0-6	.000	0-1	.000	1-2	.500	1	0	1	3.8	3	0	0	2	0	1	1	12.1
vs. Akron	12/25/13	*	29	4-11	.363	0-2	.000	4-5	.800	0	4	4	3.8	2	0	2	2	1	2	12	12.1
Akron	12/28/13	*	20	3-7	.428	2-3	.667	0-2	.000	3	0	3	3.7	3	0	2	1	1	1	8	11.7
Marshall	12/30/13	*	9	1-3	.333	0-0	.000	1-2	.500	0	1	1	3.5	3	0	1	0	0	0	3	11.0
SC State	1/3/14	*	22	1-6	.167	1-3	.333	5-6	.833	0	4	4	3.5	3	0	1	0	0	0	8	10.8
at Florida	1/8/14	*	27	3-5	.600	2-2	1.000	2-4	.500	0	4	4	3.6	3	0	1	4	0	3	10	10.7
LSU	1/11/14	*	35	9-13	.692	1-3	.333	6-9	.667	1	4	5	3.7	4	0	2	3	1	1	25	11.7
at Texas A&M	1/15/14	*	21	2-7	.290	0-1	.000	1-1	1.000	1	0	1	3.5	5	0	2	5	0	0	5	11.3
Ole Miss	1/18/14	*	37	7-16	.438	4-7	.571	6-10	.600	5	6	11	3.9	3	0	4	5	2	1	24	12.0
at Georgia	1/22/14																				
at Missouri	1/25/14																				
Texas A&M	1/29/14																				
at Ole Miss	2/1/14																				
Auburn	2/5/14																				
at Tennessee	2/8/14																				
Vanderbilt	2/12/14																				
Alabama	2/15/14																				
at Arkansas	2/19/14																				
Georgia	2/22/14																				
at Auburn	2/26/14																				
Kentucky	3/1/14																				
Florida	3/4/14																				
at Miss. State	3/8/14																				

SEASON NOTES

Played 25 minutes, earning the start, posting 12 points and five rebounds in exhibition contest vs. USC Aiken (Nov. 3) ... Marked nearly every stat column with 14 points, all in the second half, four rebounds, three assists, two blocks and one steal in college debut vs. Longwood (Nov. 9) ... Earned the start vs. the Lancers, and went 6-of-7 from the charity stripe in the game ... Scored first 20-point game of his career at Baylor (Nov. 12), posting 20 on 6-of-13 shooting from the field and a 7-of-10 effort from the free throw line ... Also collected a team high three steals vs. the Bears ... Scored 10 points, and collected two steals in first-career game vs. archrival Clemson (Nov. 17) ... Dished four assists vs. FIU (Nov. 24) ... Played a season high 36 minutes vs. Manhattan (Dec. 17), scoring a team high 17 points, hitting 10-of-13 attempts from the free throw line ... Posted 19 points, hitting three 3s on 10 attempts, while dishing three assists vs. USC Upstate (Dec. 19) ... Solid in three games at Diamond Head Classic, scored 13 points to begin tournament in win vs. Saint Mary's (Dec. 22), also dished two assists vs. the Gaels ... Struggled vs. Boise State (Dec. 23), going 0-6 from the field, but rebounded with 12-point effort in win vs. Akron (Dec. 25) ... Also dished two assists and posted two steals vs. the Zips ... Scored eight points to go with four rebounds vs. SC State (Jan. 3) ... Went 2-of-2 beyond the arc as he posted 10 points go with four rebounds and a season high three steals at No. 10/11 Florida ... Posted a career high 25 points on career best nine field goals vs. LSU (Jan. 11) as he also went 6-of-9 from the foul line to go with five rebounds and two assists ... Scored five points and had two assists at Texas A&M (Jan. 15) ... Posted a first career double-double vs. Ole Miss (Jan. 18) with 24 points and a season high 11 rebounds ... Also had season best four 3-point field goals in 37 minutes against the Rebels ...

CAREER STATISTICS

Season	GP-GS	Min	Avg	FG	FGA	Pct	3FG	3FGA	Pct	FT	FTA	Pct	Off	Def	Tot	Avg	PF	FO	Ast	TO	Blk	Stl	Pts	Avg
2013-14	17-17	452	26.6	63	158	.399	18	45	.400	60	88	.682	22	45	67	3.9	49	1	31	338	9	17	204	12.0

CAREER SEC STATISTICS

Season	GP-GS	Min	Avg	FG	FGA	Pct	3FG	3FGA	Pct	FT	FTA	Pct	Off	Def	Tot	Avg	PF	FO	Ast	TO	Blk	Stl	Pts	Avg
2014	4-4	120	30.0	21	41	.512	7	13	.538	15	24	.625	7	14	21	5.3	15	1	9	17	3	5	64	16.0



AN INDIVIDUAL ...

Scored 20 or more points:	South Carolina: Sindarius Thornwell (24), vs. Ole Miss, Jan. 18, 2014 in Columbia, S.C. Opponent: Anthony Perez (22), Ole Miss, Jan. 18, 2014 in Columbia, S.C.
Scored 30 or more points:	South Carolina: Brenton Williams (38) Miss. State, March 6, 2013 in Columbia, S.C. Opponent: Anthony Drmic (3), Boise State, Dec. 23, 2013 in Honolulu, Hawaii
Scored 35 or more points:	South Carolina: Brenton Williams (38) vs. Miss. State, March 6, 2013 in Columbia, S.C. Opponent: Joe Crawford (Kentucky), 35, March 5, 2008 in Columbia, S.C.
Scored 40 or more points:	South Carolina: N/A thru 1992-93 season Opponent: Austin Carr (Notre Dame), 43, Dec. 30, 1969 in New Orleans, La.
Collected 20 or more rebounds:	South Carolina: Emmett Hall, 23 vs. College of Charleston, Dec. 22, 1993 in Columbia, S.C. Opponent: Ekpe Udoh (Baylor), 20, Jan. 2, 2010 in Columbia, S.C.
Collected 15 or more rebounds:	South Carolina: Lakeem Jackson, 15, vs. UALR, Nov. 25, 2012 in Puerto Vallarta, Mexico Opponent: Jared Sullinger (Ohio State), 19, Dec. 18, 2010 in Columbus, Ohio
Made 12 or more field goals:	South Carolina: Devan Downey, 12 vs. Georgia, Jan. 30, 2010 in Columbia, S.C. Opponent: Johnny O'Bryant III, 13, LSU, Feb. 14, 2013 in Columbia, S.C.
Made 10 or more field goals:	South Carolina: Brenton Williams (10) vs. Miss. State, March 6, 2013 in Columbia, S.C. Opponent: Elston Turner (10), Texas A&M, March 2, 2013 in College Station, Texas
Attempted 20 or more field goals:	South Carolina: Bruce Ellington (20) vs. Tennessee, Feb 25, 2012, in Columbia, S.C. Opponent: Tristan Carey (20), Longwood, Nov. 9, 2013 in Columbia, S.C.
Attempted 25 or more field goals:	South Carolina: Devan Downey, 25, at Kentucky, Feb. 25, 2010 in Lexington, Ky. Opponent: Kemmy Burgess (Alaska-Anchorage), 26, Nov. 24, 2005 in Anchorage, Alaska
Dished 10 or more assists:	South Carolina: Devan Downey, 11, vs. LSU, March 13, 2008 in Atlanta, Ga. Opponent: 11, Dee Bost, Mississippi State, Feb. 29, 2012 in Columbia, S.C.
Swiped 5 or more steals:	South Carolina: Brenton Williams, 5, vs. Western Carolina, Nov. 11, 2011 in Columbia, S.C. Opponent: 5, Jarell Martin, LSU, Jan. 11, 2014 in Columbia, S.C.
Blocked 5 or more shots:	South Carolina: Damontre Harris, 5, vs. Georgia, Feb. 15, 2012 in Columbia, S.C. Opponent: K.J. McDaniels (7), Clemson, Nov. 17, 2013
Made 5 or more 3-point field goals:	South Carolina: Brenton Williams (6) vs. Akron, Dec. 28, 2013 in Columbia, S.C. Opponent: Brady Heslip (5), Baylor, Nov. 12, 2013 in Waco, Texas
Attempted 8 or more 3-point field goals:	South Carolina: Brenton Williams (9), vs. Akron, Dec. 28, 2013 in Columbia, S.C. Opponent: Marshall Henderson (12), Ole Miss, Jan. 18, 2014 in Columbia, S.C.
Made 10 or more free throws:	South Carolina: Sindarius Thornwell (10), vs. Manhattan, Dec. 17, 2013 in Columbia, S.C. Opponent: Anthony Perez (10), Ole Miss, Jan. 18, 2014 in Columbia, S.C.
Attempted 15 or more free throws:	South Carolina: Mike Boynton (19) vs. Arkansas, March 11, 2004 in Atlanta, Ga. Opponent: Shawn Smith (15), Marshall (Dec. 30, 2013) in Columbia, S.C.
Played all 40 minutes of regulation:	South Carolina: Devan Downey, 40, vs. Tennessee, March 14, 2008 in Atlanta, Ga. Opponent: Frank Sullivan, Auburn, Jan. 12, 2013 in Columbia, S.C.
A player hit a last-second shot (within 3 seconds) to win a game:	South Carolina: Bruce Ellington vs. Alabama, Jan. 25, 2012 in Columbia, S.C. Opponent: Brian Bryant, Mississippi State, Feb. 29, 2012 in Columbia, S.C.
A player had a double-double:	South Carolina: Sindarius Thornwell (24 points, 11 rebounds), vs. Ole Miss, Jan. 18, 2014 in Columbia, S.C. Opponent: Ricardo Glenn (21 points, 14 rebounds), USC Upstate, Dec. 19, 2013 in Columbia, S.C.
Two or more players had a double-double:	S. Carolina: Michael Carrera (23 points, 10 rebounds) and Lakeem Jackson (11 points, 11 rebounds) at LSU, Jan. 16, 2013 in Baton Rouge, La. Opponent: Alex Oriakhi (18 points, 11 rebounds), Earnest Ross (21 points, 10 rebounds) Missouri, Jan. 22, 2013 in Columbia, Mo.
A player had a triple-double:	South Carolina: Sam Muldrow (16 points, 14 rebounds, 10 blocks) vs. Vanderbilt, Jan. 8, 2011 in Columbia, S.C. *** Only second triple-double in South Carolina history (Chuck Eidson (25 points, 10 rebounds, 10 assists) vs. SC State, Nov. 29, 2002 in Columbia, S.C. Opponent: Daniel Hackett (Southern California - 22 points, 10 rebounds, 10 assists), Nov. 17, 2007 in Columbia, S.C.
Scored 30 or more points in back-to-back games:	South Carolina: Devan Downey, 30 vs. Kentucky, Jan. 26, 2010 in Columbia, S.C. 33 vs. Georgia, Jan. 30, 2010, in Columbia, S.C.
Scored 25 or more points in back-to-back games:	South Carolina: Devan Downey, 33 vs. Georgia, Jan. 30, 2010, in Columbia, S.C. 26 at Tennessee, Feb. 6, 2010 in Knoxville, Tenn.

A TEAM...

Scored 100 or more points:	South Carolina: 103 vs. The Citadel, Nov. 12, 2007 in Columbia Opponent: 107, Vanderbilt, Feb. 17, 1996 in Nashville, Tenn.
Scored 50 points or less:	South Carolina: 36, vs. Florida, Jan. 30, 2013 in Gainesville, Fla. Opponent: 44, Longwood, Nov. 9, 2013 in Columbia, S.C.
Scored 50 points in a half:	South Carolina: 57 (1st half; Dec. 7, 2012) vs. Jacksonville, Dec. 7, 2012 in Columbia, S.C. Opponent: 51 (2nd half; Nov. 29, 2012) St. John's in Queens, N.Y.
Failed to score 25 points in a half:	South Carolina: 21 (1st half), at Florida, Jan. 8, 2014 in Gainesville, Fla. Opponent: 21 (2nd half), Akron, Dec. 28, 2013, in Columbia, S.C.

Collected 50 or more rebounds:	South Carolina: 50, vs. Longwood, Nov. 9, 2013 in Columbia, S.C. Opponent: 52, WKU, Nov. 27, 2010 in Bowling Green, Ky.
Shot 60% or better from the field:	South Carolina: 60.8% (31-51) at Western Carolina, Nov. 18, 2005 in Cullowhee, N.C. Opponent: 69.6% (32-46) Missouri, Feb. 28, 2013 in Columbia, S.C.
Shot 50% or better from the field:	South Carolina: 50.0% (25-50), vs. SC State, Jan. 3, 2014 in Columbia, S.C. Opponent: 55.0% (22-40) Texas A&M, Jan. 15, 2014 in College Station, Texas
Shot less than 30% from the field:	South Carolina: 28.1% (18-64), vs. LSU, Feb. 14, 2013 in Columbia, S.C. Opponent: 22.8% (13-57), Longwood, Nov. 9, 2013 in Columbia, S.C.
Shot 50% or better from 3-point range (at least 10 attempts):	South Carolina: 50.0% (5-10), at Florida, Jan. 8, 2014 in Gainesville, Fla. Opponent 57.1%(12-21) Florida, Jan. 30, 2013 in Gainesville, Fla.
Shot 20% or less from 3-point range (at least 10 attempts):	South Carolina: 10.0% (1-10), at Clemson, Nov. 17, 2013 in Clemson, S.C. Opponent: 7.1% (1-14), Marshall, Dec. 30, 2013 in Columbia, S.C.
Dished 20 or more assists:	South Carolina: 20, vs. Akron, Dec. 28, 2013, in Columbia, S.C. Opponent: 22, vs. North Carolina, Nov. 25, 2011 in Las Vegas, Nev.
Made 35 or more shots:	South Carolina: 35 vs. Elon, Nov. 19, 2010 in Columbia, S.C. Opponent: 35, vs. Tennessee, March 5, 2009 in Columbia, S.C.
Attempted 80 or more shots:	South Carolina: 83 vs. WKU Nov. 27, 2010 in Bowling Green, Ky. Opponent: 83, LSU, Feb. 10, 1996 in Columbia, S.C.
Attempted 70 or more shots:	South Carolina: 72, vs. Providence, Dec. 1, 2011 in Columbia, S.C. Opponent: 79, WKU, Nov. 27, 2010 in Bowling Green, Ky.
Made 10 or more 3-pointers:	South Carolina: 10 vs. Jacksonville, Dec. 7, 2012 in Columbia, S.C. Opponent: 12, Florida, Jan. 30, 2013 in Gainesville, Fla.
Did not make a 3-pointer:	South Carolina: 0, vs. Milwaukee, Nov. 11, 2012 in Columbia, S.C. Opponent: 0, Miss. State, Jan. 9, 2013 in Starkville, Miss.
Attempted 30 or more 3-pointers:	South Carolina: 31 vs. Alabama, Jan. 25, 2012 in Columbia, S.C. Opponent: 33, Milwaukee, Nov. 11, 2012 in Columbia, S.C.
Attempted 25 or more 3-pointers:	South Carolina: 27 vs. Rider, Nov. 19, 2012 in Columbia, S.C. Opponent: 27, Missouri, Jan. 22, 2013 in Columbia, Mo..
Made 30 or more free throws:	South Carolina: 32 vs. Vanderbilt, Jan. 28, 2009 in Columbia Opponent: 35, USC Upstate, Dec. 19, 2013, in Columbia, S.C.
Attempted 40 or more free throws:	South Carolina: 44 vs. Georgia Southern, Nov. 16, 2009 in Columbia, S.C. Opponent: 47, Marshall, Dec. 30, 2013 in Columbia, S.C.
Swiped 15 or more steals:	South Carolina: 15 vs. Vanderbilt, Jan. 16, 2010 in Columbia, S.C. Opponent: 17, Indiana, Nov. 8, 1998 in Indianapolis, Ind.
Blocked 12 or more shots:	South Carolina: 12, vs. Vanderbilt, Jan. 8, 2011 in Columbia, S.C. Opponent: 12, Clemson, Nov. 17, 2013 in Clemson, S.C.
Blocked 8 or more shots:	South Carolina: 8, vs. Longwood, Nov. 9, 2013 in Columbia, S.C. Opponent: 10, Ole Miss, Jan. 18, 2014 in Columbia, S.C.
Won by 30 or more points:	South Carolina: 38, vs. Longwood, Nov. 9, 2013 in Columbia, S.C. Opponent: 39, Florida, Jan. 30, 2013 in Gainesville, Fla.
Won by 20 or more points:	South Carolina: 27, vs. Marshall, Dec. 30, 2013 in Columbia, S.C. Opponent: 26, Boise State, Dec. 23, 2013 in Honolulu, Hawaii
Played a single overtime game:	Win: 82-73 at LSU, Jan. 16, 2013 in Baton Rouge, La. Loss: 62-54 at Georgia, Feb. 23, 2013 in Athens, Ga.
Played a double overtime game:	Win: 87-85 vs. WKU, Nov. 27, 2010 in Bowling Green, Ky. Loss: 98-88 vs. Louisville, Feb. 20, 1988 in Columbia, S.C.
South Carolina played a No. 1 Team in the country:	Win: 68-62 vs. Kentucky, Jan. 26, 2010 in Columbia, S.C. Loss: 86-52 loss vs. No. 1/1 Kentucky, Feb. 4, 2012 in Columbia, S.C.
South Carolina played a top-5 opponent:	Win: 68-62 vs. No. 1/1 Kentucky, Jan. 26, 2010 in Columbia, S.C. Loss: 75-36 loss to No. 4/4 Florida, Jan. 30, 2013 in Gainesville, Fla.
South Carolina played a top-10 opponent:	Win: 68-62 vs. No. 1/1 Kentucky, Jan. 26, 2010 in Columbia, S.C. Loss: 74-58 at No. 10/11 Florida, Jan. 8, 2014 in Gainesville, Fla.
South Carolina played a top-25 opponent:	Win: 83-75 (OT) win over No. 22/24 Vanderbilt, Jan. 8, 2011 in Columbia, S.C. Loss: 79-52 at No. 9/11 Oklahoma State, Dec. 6, 2013 in Stillwater, Okla.
South Carolina defeated a ranked opponent:	Home: 83-75 vs. No. 22/24 Vanderbilt, Jan. 8, 2011 in Columbia, S.C. <u>Away: 77-73 at No. 13/19 Vanderbilt, March 6, 2010 in Nashville, Tenn.</u> SEC Home: 83-75 vs. No. 22/24 Vanderbilt, Jan. 8, 2011 in Columbia, S.C. SEC Away: 77-73 at No. 13/19 Vanderbilt, March 6, 2010 in Nashville, Tenn. Non-conference away: 85-84 at No. 19/20 Baylor, Jan. 2, 2009 in Waco, Texas
A South Carolina win opened the season:	Home: 82-44, vs. Longwood, Nov. 9, 2013 in Columbia, S.C. Away: 81-63 win at Western Carolina, Nov. 12, 2005 in Cullowhee, N.C. Neutral: 74-61 win vs. Chaminade, Nov. 19, 2001 in Maui, Hawaii (Maui Invite)
South Carolina opened SEC play:	Home: 83-75 win vs. No. 22/24 Vanderbilt, Jan. 8, 2011 in Columbia, S.C. Away: 74-58 loss at No. 10/11 Florida, Jan. 8, 2014 in Gainesville, Fla.



South Carolina Basketball
 South Carolina Combined Team Statistics (as of Jan 18, 2014)
 All games

RECORD:	OVERALL	HOME	AWAY	NEUTRAL
ALL GAMES	7-10	5-4	0-5	2-1
CONFERENCE	0-4	0-2	0-2	0-0
NON-CONFERENCE	7-6	5-2	0-3	2-1

##	Player	gp-gs	min	avg	Total		3-Point		F-Throw		Rebounds				pf	dq	a	to	blk	stl	pts	avg		
					fg-fga	fg%	3fg-fga	3fg%	ft-fa	ft%	off	def	tot	avg										
00	THORNWELL, Sindari	17-17	452	26.6	63-158	.399	18-45	.400	60-88	.682	22	45	67	3.9	49	1	31	38	9	17	204	12.0		
04	JOHNSON, Tyrone	16-9	430	26.9	52-133	.391	8-19	.421	67-89	.753	10	37	47	2.9	25	0	55	30	1	10	179	11.2		
01	WILLIAMS, Brenton	17-8	416	24.5	55-145	.379	31-85	.365	48-49	.980	3	29	32	1.9	23	0	24	21	0	15	189	11.1		
24	CARRERA, Michael	16-3	282	17.6	37-84	.440	4-16	.250	31-46	.674	29	38	67	4.2	37	0	9	22	15	17	109	6.8		
10	NOTICE, Duane	17-12	355	20.9	37-84	.440	9-27	.333	28-41	.683	11	29	40	2.4	32	1	51	38	3	8	111	6.5		
21	HENRY, Demetrius	17-16	355	20.9	48-100	.480	0-0	.000	4-24	.167	32	40	72	4.2	62	5	8	15	11	10	100	5.9		
23	ELLINGTON, Bruce	3-2	69	23.0	6-21	.286	3-13	.231	2-2	1.000	2	2	4	1.3	8	0	5	4	2	3	17	5.7		
25	KACINAS, Mindaugas	17-16	398	23.4	34-63	.540	0-1	.000	27-44	.614	38	49	87	5.1	54	2	6	33	9	14	95	5.6		
14	CHATKEVICIUS, L.	16-1	168	10.5	32-50	.640	0-1	.000	3-6	.500	18	33	51	3.2	30	0	3	14	9	5	67	4.2		
05	SHAW, Jaylen	16-0	168	10.5	16-34	.471	10-22	.455	14-17	.824	0	11	11	0.7	20	0	24	12	1	2	56	3.5		
32	RINGER, Desmond	17-1	216	12.7	16-39	.410	0-0	.000	19-31	.613	17	26	43	2.5	43	0	6	13	3	1	51	3.0		
20	MCKIE, Justin	9-0	34	3.8	3-9	.333	1-5	.200	2-4	.500	3	6	9	1.0	2	0	0	0	0	2	9	1.0		
15	THEUS JR., Reggie	7-0	17	2.4	2-6	.333	0-0	.000	1-4	.250	3	2	5	0.7	1	0	1	1	0	1	5	0.7		
35	STEELE, Brian	6-0	36	6.0	1-5	.200	1-3	.333	0-0	.000	1	0	1	0.2	7	1	1	2	0	0	3	0.5		
12	CONSTABLE, Austin	2-0	4	2.0	0-2	.000	0-1	.000	0-0	.000	0	0	0	0.0	1	0	0	0	0	1	0	0.0		
Team											37	34	71											
Total.....		17	3400		402-933	.431	85-238	.357	306-445	.688	226	381	607	35.7	394	10	224	249	63	106	1195	70.3		
Opponents.....		17	3400		372-872	.427	91-307	.296	347-504	.688	186	359	545	32.1	374	-	207	241	87	129	1182	69.5		

TEAM STATISTICS	SC	OPP	Date	Opponent	Score	Att.
SCORING	1195	1182	11/9/13	LONGWOOD	w 82-44	8536
Points per game	70.3	69.5	11/12/13	at Baylor	L 64-66	5706
Scoring margin	+0.8	-	11/17/13	at Clemson	L 57-71	7283
FIELD GOALS-ATT	402-933	372-872	11/24/13	FIU	w 84-72	9869
Field goal pct	.431	.427	12-06-13	at Oklahoma State	L 52-79	13611
3 POINT FG-ATT	85-238	91-307	12/17/13	MANHATTAN	L 68-86	7573
3-point FG pct	.357	.296	12/19/13	USC UPSTATE	L 68-74	7531
3-pt FG made per game	5.0	5.4	12/22/13	vs Saint Mary's	w 78-71	0
FREE THROWS-ATT	306-445	347-504	12/23/13	vs Boise State	L 54-80	0
Free throw pct	.688	.688	12/25/13	vs Akron	w 69-59	0
F-Throws made per game	18.0	20.4	12/28/13	AKRON	w 78-45	7802
REBOUNDS	607	545	12/30/13	MARSHALL	w 92-65	7935
Rebounds per game	35.7	32.1	1/3/14	SC STATE	w 82-75	7357
Rebounding margin	+3.6	-	* 1/8/14	at Florida	L 58-74	12147
ASSISTS	224	207	* 1/11/14	LSU	L 68-71	12071
Assists per game	13.2	12.2	* 01/15/14	at Texas A&M	L 67-75	9257
TURNOVERS	249	241	* 1/18/14	OLE MISS	L 74-75	14302
Turnovers per game	14.6	14.2				
Turnover margin	-0.5	-	* = Conference game			
Assist/turnover ratio	0.9	0.9				
STEALS	106	129				
Steals per game	6.2	7.6				
BLOCKS	63	87				
Blocks per game	3.7	5.1				
ATTENDANCE	82976	48004				
Home games-Avg/Game	9-9220	5-9601				
Neutral site-Avg/Game	-	3-0				

Score by Periods	1st	2nd	Totals
South Carolina	550	645	1195
Opponents	567	615	1182



South Carolina Basketball
 South Carolina Combined Team Statistics (as of Jan 18, 2014)
 Conference games

RECORD:	OVERALL	HOME	AWAY	NEUTRAL
ALL GAMES	0-4	0-2	0-2	0-0
CONFERENCE	0-4	0-2	0-2	0-0
NON-CONFERENCE	0-0	0-0	0-0	0-0

##	Player	gp-gs	min	avg	Total		3-Point		F-Throw		Rebounds				pf	dq	a	to	blk	stl	pts	avg
					fg-fga	fg%	3fg-fga	3fg%	ft-fta	ft%	off	def	tot	avg								
00	THORNWELL, Sindari	4-4	120	30.0	21-41	.512	7-13	.538	15-24	.625	7	14	21	5.3	15	1	9	17	3	5	64	16.0
01	WILLIAMS, Brenton	4-4	129	32.2	10-43	.233	6-25	.240	18-19	.947	0	9	9	2.3	8	0	4	11	0	7	44	11.0
04	JOHNSON, Tyrone	3-0	68	22.7	7-26	.269	1-3	.333	12-15	.800	5	9	14	4.7	5	0	7	7	0	1	27	9.0
10	NOTICE, Duane	4-4	89	22.3	7-16	.438	2-7	.286	8-13	.615	2	5	7	1.8	9	0	13	11	1	1	24	6.0
24	CARRERA, Michael	4-0	69	17.3	8-18	.444	1-2	.500	6-11	.545	7	8	15	3.8	10	0	2	6	2	9	23	5.8
14	CHATKEVICIUS, L.	4-1	43	10.8	11-14	.786	0-1	.000	0-0	.000	4	6	10	2.5	9	0	0	8	3	2	22	5.5
32	RINGER, Desmond	4-1	83	20.8	5-11	.455	0-0	.000	10-13	.769	5	12	17	4.3	13	0	3	5	0	0	20	5.0
25	KACINAS, Mindaugas	4-3	66	16.5	5-9	.556	0-0	.000	7-11	.636	5	6	11	2.8	13	0	0	5	2	4	17	4.3
05	SHAW, Jaylen	4-0	58	14.5	3-9	.333	2-7	.286	5-6	.833	0	5	5	1.3	11	0	7	6	0	1	13	3.3
20	MCKIE, Justin	2-0	12	6.0	2-3	.667	1-2	.500	0-0	.000	0	3	3	1.5	1	0	0	0	0	1	5	2.5
21	HENRY, Demetrius	4-3	63	15.8	4-8	.500	0-0	.000	0-6	.000	3	2	5	1.3	13	0	4	2	0	3	8	2.0
15	THEUS JR., Reggie	1-0	0	0.0	0-0	.000	0-0	.000	0-0	.000	0	0	0	0.0	1	0	0	0	0	0	0	0.0
Team											8	8	16									
Total.....		4	800		83-198	.419	20-60	.333	81-118	.686	46	87	133	33.2	108	1	49	78	11	34	267	66.8
Opponents.....		4	800		91-190	.479	22-74	.297	91-137	.664	35	88	123	30.8	90	-	52	65	21	42	295	73.8

TEAM STATISTICS	SC	OPP	Date	Opponent	Score	Att.
SCORING	267	295	* 1/8/14	at Florida	L 58-74	12147
Points per game	66.8	73.8	* 1/11/14	LSU	L 68-71	12071
Scoring margin	-7.0	-	* 01/15/14	at Texas A&M	L 67-75	9257
FIELD GOALS-ATT	83-198	91-190	* 1/18/14	OLE MISS	L 74-75	14302
Field goal pct	.419	.479	* = Conference game			
3 POINT FG-ATT	20-60	22-74				
3-point FG pct	.333	.297				
3-pt FG made per game	5.0	5.5				
FREE THROWS-ATT	81-118	91-137				
Free throw pct	.686	.664				
F-Throws made per game	20.3	22.8				
REBOUNDS	133	123				
Rebounds per game	33.2	30.8				
Rebounding margin	+2.5	-				
ASSISTS	49	52				
Assists per game	12.3	13.0				
TURNOVERS	78	65				
Turnovers per game	19.5	16.3				
Turnover margin	-3.2	-				
Assist/turnover ratio	0.6	0.8				
STEALS	34	42				
Steals per game	8.5	10.5				
BLOCKS	11	21				
Blocks per game	2.8	5.3				
ATTENDANCE	26373	21404				
Home games-Avg/Game	2-13186	2-10702				
Neutral site-Avg/Game	-	0-0				

Score by Periods	1st	2nd	Totals
South Carolina	127	140	267
Opponents	131	164	295



South Carolina Basketball
 South Carolina Team Game-by-Game Comparison (as of Jan 20, 2014)
 All games

Opponent	1st	2nd	Score	Mar	Total FG	FG Pct	3-Pointers	3FG Pct	Free Throws	FT Pct	Rebounds	Assist	T/Over	Block	Steal	Fouls
LONGWOOD	37/15	45/29	82-44	+38	28-57/13-57	.491/.228	6-20/4-22	.300/.182	20-24/14-22	.833/.636	50/27 +23	13/7	15/13	8/0	5/9	18/19
Baylor	39/38	25/28	64-66	(2)	18-50/19-50	.360/.380	3-8/6-17	.375/.353	25-36/22-41	.694/.537	35/46 (11)	14/12	8/15	4/6	9/4	29/26
Clemson	26/35	31/36	57-71	(14)	23-65/21-48	.354/.438	1-10/5-14	.100/.357	10-18/24-26	.556/.923	41/33 +8	7/14	13/12	2/12	6/8	21/20
FIU	39/42	45/30	84-72	+12	30-59/24-50	.508/.480	8-19/6-16	.421/.375	16-21/18-21	.762/.857	31/27 +4	19/13	13/16	3/3	5/9	15/18
Oklahoma State	15/39	37/40	52-79	(27)	16-45/25-56	.356/.446	6-11/5-22	.545/.227	14-22/24-32	.636/.750	36/32 +4	10/13	24/7	4/4	3/10	26/17
MANHATTAN	34/45	34/41	68-86	(18)	22-52/23-49	.423/.469	2-7/6-13	.286/.462	22-38/34-39	.579/.872	27/33 (6)	15/13	16/16	3/9	3/11	23/30
USC UPSTATE	37/33	31/41	68-74	(6)	23-69/24-56	.333/.429	8-29/6-21	.276/.286	14-20/20-35	.700/.571	45/45 -	15/17	12/14	5/5	9/8	24/17
Saint Mary's	33/27	45/44	78-71	+7	28-48/22-54	.583/.407	4-7/7-19	.571/.368	18-29/20-25	.621/.800	32/27 +5	12/11	11/11	3/2	6/3	24/20
Boise State	28/43	26/37	54-80	(26)	19-51/29-54	.373/.537	4-16/9-22	.250/.409	12-18/13-19	.667/.684	30/28 +2	6/16	18/9	4/3	3/7	18/22
Akron	25/31	44/28	69-59	+10	25-60/22-58	.417/.379	2-9/5-17	.222/.294	17-21/10-19	.810/.526	38/35 +3	12/10	10/16	3/8	6/5	21/19
AKRON	30/24	48/21	78-45	+33	28-63/13-40	.444/.325	8-15/4-16	.533/.250	14-19/15-23	.737/.652	34/27 +7	20/6	7/21	5/3	6/4	19/23
MARSHALL	36/31	56/34	92-65	+27	34-66/17-45	.515/.378	6-12/1-14	.500/.071	18-26/30-47	.692/.638	44/27 +17	19/9	11/16	4/6	7/2	32/26
SC STATE	44/33	38/42	82-75	+7	25-50/29-65	.500/.446	7-15/5-20	.467/.250	25-35/12-18	.714/.667	31/35 (4)	13/14	13/10	4/5	4/7	16/27
Florida	21/34	37/40	58-74	(16)	18-41/26-45	.439/.578	5-10/5-19	.500/.263	17-26/17-24	.654/.708	28/25 +3	9/16	21/15	0/4	7/10	20/19
LSU	30/32	38/39	68-71	(3)	20-48/22-56	.417/.393	4-11/5-18	.364/.278	24-34/22-35	.706/.629	32/42 (10)	10/13	19/19	4/4	9/14	28/24
Texas A&M	39/38	28/37	67-75	(8)	23-49/22-40	.469/.550	5-18/7-16	.278/.438	16-22/24-41	.727/.585	33/25 +8	15/14	17/11	2/3	9/6	31/20
OLE MISS	37/27	37/48	74-75	(1)	22-60/21-49	.367/.429	6-21/5-21	.286/.238	24-36/28-37	.667/.757	40/31 +9	15/9	21/20	5/10	9/12	29/27

Note: Game totals are displayed in the format TEAM/OPPONENT for each category



South Carolina Basketball
South Carolina Category Leaders (as of Jan 20, 2014)
All games

Points	G	Pts	Pts/G
THORNWELL, Sindarius	17	204	12.0
WILLIAMS, Brenton	17	189	11.1
JOHNSON, Tyrone	16	179	11.2
NOTICE, Duane	17	111	6.5
CARRERA, Michael	16	109	6.8
HENRY, Demetrius	17	100	5.9
KACINAS, Mindaugas	17	95	5.6
CHATKEVICIUS, L.	16	67	4.2
SHAW, Jaylen	16	56	3.5
RINGER, Desmond	17	51	3.0
ELLINGTON, Bruce	3	17	5.7
MCKIE, Justin	9	9	1.0

FG Percentage	FG	Att	Pct
CHATKEVICIUS, L.	32	50	.640
KACINAS, Mindaugas	34	63	.540
HENRY, Demetrius	48	100	.480
SHAW, Jaylen	16	34	.471
CARRERA, Michael	37	84	.440
NOTICE, Duane	37	84	.440
RINGER, Desmond	16	39	.410
THORNWELL, Sindarius	63	158	.399
JOHNSON, Tyrone	52	133	.391
WILLIAMS, Brenton	55	145	.379
MCKIE, Justin	3	9	.333
THEUS JR., Reggie	2	6	.333

3-Point Percentage	3FG	Att	Pct
SHAW, Jaylen	10	22	.455
JOHNSON, Tyrone	8	19	.421
THORNWELL, Sindarius	18	45	.400
WILLIAMS, Brenton	31	85	.365
NOTICE, Duane	9	27	.333
STEELE, Brian	1	3	.333
CARRERA, Michael	4	16	.250
ELLINGTON, Bruce	3	13	.231
MCKIE, Justin	1	5	.200
CHATKEVICIUS, L.	0	1	.000
CONSTABLE, Austin	0	1	.000
KACINAS, Mindaugas	0	1	.000

Free Throw Percent	FG	Att	Pct
ELLINGTON, Bruce	2	2	1.000
WILLIAMS, Brenton	48	49	.980
SHAW, Jaylen	14	17	.824
JOHNSON, Tyrone	67	89	.753
NOTICE, Duane	28	41	.683
THORNWELL, Sindarius	60	88	.682
CARRERA, Michael	31	46	.674
KACINAS, Mindaugas	27	44	.614
RINGER, Desmond	19	31	.613
CHATKEVICIUS, L.	3	6	.500
MCKIE, Justin	2	4	.500
THEUS JR., Reggie	1	4	.250

Scoring Average	G	Pts	Avg/G
THORNWELL, Sindarius	17	204	12.0
JOHNSON, Tyrone	16	179	11.2
WILLIAMS, Brenton	17	189	11.1
CARRERA, Michael	16	109	6.8
NOTICE, Duane	17	111	6.5
HENRY, Demetrius	17	100	5.9
ELLINGTON, Bruce	3	17	5.7
KACINAS, Mindaugas	17	95	5.6
CHATKEVICIUS, L.	16	67	4.2
SHAW, Jaylen	16	56	3.5
RINGER, Desmond	17	51	3.0
MCKIE, Justin	9	9	1.0

Field Goal Attempts	G	Att	Att/G
THORNWELL, Sindarius	17	158	9.3
WILLIAMS, Brenton	17	145	8.5
JOHNSON, Tyrone	16	133	8.3
HENRY, Demetrius	17	100	5.9
NOTICE, Duane	17	84	4.9
CARRERA, Michael	16	84	5.3

Field Goals Made	G	Made	Made/G
THORNWELL, Sindarius	17	63	3.7
WILLIAMS, Brenton	17	55	3.2
JOHNSON, Tyrone	16	52	3.3
HENRY, Demetrius	17	48	2.8
CARRERA, Michael	16	37	2.3
NOTICE, Duane	17	37	2.2

3-Point FG Attempts	G	Att	Att/G
WILLIAMS, Brenton	17	85	5.0
THORNWELL, Sindarius	17	45	2.6
NOTICE, Duane	17	27	1.6
SHAW, Jaylen	16	22	1.4
JOHNSON, Tyrone	16	19	1.2

3-Point FG Made	G	Made	Made/G
WILLIAMS, Brenton	17	31	1.8
THORNWELL, Sindarius	17	18	1.1
SHAW, Jaylen	16	10	0.6
NOTICE, Duane	17	9	0.5
JOHNSON, Tyrone	16	8	0.5

Free Throw Attempts	G	Att	Att/G
JOHNSON, Tyrone	16	89	5.6
THORNWELL, Sindarius	17	88	5.2
WILLIAMS, Brenton	17	49	2.9
CARRERA, Michael	16	46	2.9
KACINAS, Mindaugas	17	44	2.6

Free Throws Made	G	Made	Made/G
JOHNSON, Tyrone	16	67	4.2
THORNWELL, Sindarius	17	60	3.5
WILLIAMS, Brenton	17	48	2.8
CARRERA, Michael	16	31	1.9
NOTICE, Duane	17	28	1.6



South Carolina Basketball
South Carolina Category Leaders (as of Jan 20, 2014)
All games

Rebounds	G	Reb	Reb/G
KACINAS, Mindaugas	17	87	5.1
HENRY, Demetrius	17	72	4.2
CARRERA, Michael	16	67	4.2
THORNWELL, Sindarius	17	67	3.9
CHATKEVICIUS, L.	16	51	3.2

Rebound Average	G	Reb	Avg/G
KACINAS, Mindaugas	17	87	5.1
HENRY, Demetrius	17	72	4.2
CARRERA, Michael	16	67	4.2
THORNWELL, Sindarius	17	67	3.9
CHATKEVICIUS, L.	16	51	3.2

Offensive Rebounds	G	No.	Avg/G
KACINAS, Mindaugas	17	38	2.2
HENRY, Demetrius	17	32	1.9
CARRERA, Michael	16	29	1.8
THORNWELL, Sindarius	17	22	1.3
CHATKEVICIUS, L.	16	18	1.1

Defensive Rebounds	G	No.	Avg/G
KACINAS, Mindaugas	17	49	2.9
THORNWELL, Sindarius	17	45	2.6
HENRY, Demetrius	17	40	2.4
CARRERA, Michael	16	38	2.4
JOHNSON, Tyrone	16	37	2.3

Fouls	G	No.	Per/G
HENRY, Demetrius	17	62	3.6
KACINAS, Mindaugas	17	54	3.2
THORNWELL, Sindarius	17	49	2.9
RINGER, Desmond	17	43	2.5
CARRERA, Michael	16	37	2.3

Foulsouts	G	No.
HENRY, Demetrius	17	5
KACINAS, Mindaugas	17	2
THORNWELL, Sindarius	17	1
NOTICE, Duane	17	1
STEELE, Brian	6	1

Assists	G	No.	Ast/G
JOHNSON, Tyrone	16	55	3.4
NOTICE, Duane	17	51	3.0
THORNWELL, Sindarius	17	31	1.8
SHAW, Jaylen	16	24	1.5
WILLIAMS, Brenton	17	24	1.4

Steals	G	No.	Stl/G
CARRERA, Michael	16	17	1.1
THORNWELL, Sindarius	17	17	1.0
WILLIAMS, Brenton	17	15	0.9
KACINAS, Mindaugas	17	14	0.8
HENRY, Demetrius	17	10	0.6
JOHNSON, Tyrone	16	10	0.6

Blocked Shots	G	No.	Blk/G
CARRERA, Michael	16	15	0.9
HENRY, Demetrius	17	11	0.6
KACINAS, Mindaugas	17	9	0.5
THORNWELL, Sindarius	17	9	0.5
CHATKEVICIUS, L.	16	9	0.6

Minutes	G	No.	Min/G
THORNWELL, Sindarius	17	452	26.6
JOHNSON, Tyrone	16	430	26.9
WILLIAMS, Brenton	17	416	24.5
KACINAS, Mindaugas	17	398	23.4
HENRY, Demetrius	17	355	20.9
NOTICE, Duane	17	355	20.9

Turnovers	G	No.	TO/G
THORNWELL, Sindarius	17	38	2.2
NOTICE, Duane	17	38	2.2
KACINAS, Mindaugas	17	33	1.9
JOHNSON, Tyrone	16	30	1.9
CARRERA, Michael	16	22	1.4



South Carolina Basketball
South Carolina Team High/Low Analysis (as of Jan 20, 2014)
All games

South Carolina - TEAM GAME HIGHS

POINTS	92	MARSHALL (12/30/13)
	84	FIU (11/24/13)
	82	SC STATE (1/3/14)
	82	LONGWOOD (11/9/13)
	78	AKRON (12/28/13)
	78	vs Saint Mary's (12/22/13)
FIELD GOALS MADE	34	MARSHALL (12/30/13)
	30	FIU (11/24/13)
FIELD GOAL ATTEMPTS	69	USC UPSTATE (12/19/13)
	66	MARSHALL (12/30/13)
FIELD GOAL PERCENTAGE	.583 (28-48)	vs Saint Mary's (12/22/13)
	.515 (34-66)	MARSHALL (12/30/13)
3 PT FIELD GOALS MADE	8	AKRON (12/28/13)
	8	USC UPSTATE (12/19/13)
	8	FIU (11/24/13)
3 PT FG ATTEMPTS	29	USC UPSTATE (12/19/13)
	21	OLE MISS (1/18/14)
3 PT FG PERCENTAGE	.571 (4-7)	vs Saint Mary's (12/22/13)
	.545 (6-11)	at Oklahoma State (12-06-13)
FREE THROWS MADE	25	SC STATE (1/3/14)
	25	at Baylor (11/12/13)
FREE THROW ATTEMPTS	38	MANHATTAN (12/17/13)
	36	OLE MISS (1/18/14)
	36	at Baylor (11/12/13)
FREE THROW PERCENTAGE	.833 (20-24)	LONGWOOD (11/9/13)
	.810 (17-21)	vs Akron (12/25/13)
REBOUNDS	50	LONGWOOD (11/9/13)
	45	USC UPSTATE (12/19/13)
ASSISTS	20	AKRON (12/28/13)
	19	MARSHALL (12/30/13)
	19	FIU (11/24/13)
STEALS	9	OLE MISS (1/18/14)
	9	at Texas A&M (01/15/14)
	9	LSU (1/11/14)
	9	USC UPSTATE (12/19/13)
	9	at Baylor (11/12/13)
BLOCKED SHOTS	8	LONGWOOD (11/9/13)
	5	OLE MISS (1/18/14)
	5	AKRON (12/28/13)
	5	USC UPSTATE (12/19/13)
TURNOVERS	24	at Oklahoma State (12-06-13)
	21	OLE MISS (1/18/14)
	21	at Florida (1/8/14)
FOULS	32	MARSHALL (12/30/13)
	31	at Texas A&M (01/15/14)



South Carolina Basketball
 South Carolina High/Low Analysis (as of Jan 20, 2014)
 All games

Opponent - GAME HIGHS

POINTS	86	MANHATTAN (12/17/13)
	80	vs Boise State (12/23/13)
	79	at Oklahoma State (12-06-13)
	75	OLE MISS (1/18/14)
	75	at Texas A&M (01/15/14)
	75	SC STATE (1/3/14)
FIELD GOALS MADE	29	SC STATE (1/3/14)
	29	vs Boise State (12/23/13)
FIELD GOAL ATTEMPTS	65	SC STATE (1/3/14)
	58	vs Akron (12/25/13)
FIELD GOAL PERCENTAGE	.578 (26-45)	at Florida (1/8/14)
	.550 (22-40)	at Texas A&M (01/15/14)
3 PT FIELD GOALS MADE	9	vs Boise State (12/23/13)
	7	at Texas A&M (01/15/14)
	7	vs Saint Mary's (12/22/13)
3 PT FG ATTEMPTS	22	vs Boise State (12/23/13)
	22	at Oklahoma State (12-06-13)
	22	LONGWOOD (11/9/13)
3 PT FG PERCENTAGE	.462 (6-13)	MANHATTAN (12/17/13)
	.438 (7-16)	at Texas A&M (01/15/14)
FREE THROWS MADE	34	MANHATTAN (12/17/13)
	30	MARSHALL (12/30/13)
FREE THROW ATTEMPTS	47	MARSHALL (12/30/13)
	41	at Texas A&M (01/15/14)
	41	at Baylor (11/12/13)
FREE THROW PERCENTAGE	.923 (24-26)	at Clemson (11/17/13)
	.872 (34-39)	MANHATTAN (12/17/13)
REBOUNDS	46	at Baylor (11/12/13)
	45	USC UPSTATE (12/19/13)
ASSISTS	17	USC UPSTATE (12/19/13)
	16	at Florida (1/8/14)
	16	vs Boise State (12/23/13)
STEALS	14	LSU (1/11/14)
	12	OLE MISS (1/18/14)
BLOCKED SHOTS	12	at Clemson (11/17/13)
	10	OLE MISS (1/18/14)
TURNOVERS	21	AKRON (12/28/13)
	20	OLE MISS (1/18/14)
FOULS	30	MANHATTAN (12/17/13)
	27	OLE MISS (1/18/14)
	27	SC STATE (1/3/14)



South Carolina Basketball
South Carolina High/Low Analysis (as of Jan 20, 2014)
All games

South Carolina - GAME LOWS

POINTS	52	at Oklahoma State (12-06-13)
	54	vs Boise State (12/23/13)
	57	at Clemson (11/17/13)
	58	at Florida (1/8/14)
	64	at Baylor (11/12/13)
FIELD GOALS MADE	16	at Oklahoma State (12-06-13)
	18	at Baylor (11/12/13)
	18	at Florida (1/8/14)
FIELD GOAL ATTEMPTS	41	at Florida (1/8/14)
	45	at Oklahoma State (12-06-13)
FIELD GOAL PERCENTAGE	.333 (23-69)	USC UPSTATE (12/19/13)
	.354 (23-65)	at Clemson (11/17/13)
3 PT FIELD GOALS MADE	1	at Clemson (11/17/13)
	2	MANHATTAN (12/17/13)
	2	vs Akron (12/25/13)
3 PT FG ATTEMPTS	7	MANHATTAN (12/17/13)
	7	vs Saint Mary's (12/22/13)
3 PT FG PERCENTAGE	.100 (1-10)	at Clemson (11/17/13)
	.222 (2-9)	vs Akron (12/25/13)
FREE THROWS MADE	10	at Clemson (11/17/13)
	12	vs Boise State (12/23/13)
FREE THROW ATTEMPTS	18	at Clemson (11/17/13)
	18	vs Boise State (12/23/13)
FREE THROW PERCENTAGE	.556 (10-18)	at Clemson (11/17/13)
	.579 (22-38)	MANHATTAN (12/17/13)
REBOUNDS	27	MANHATTAN (12/17/13)
	28	at Florida (1/8/14)
ASSISTS	6	vs Boise State (12/23/13)
	7	at Clemson (11/17/13)
STEALS	3	at Oklahoma State (12-06-13)
	3	MANHATTAN (12/17/13)
	3	vs Boise State (12/23/13)
BLOCKED SHOTS	0	at Florida (1/8/14)
	2	at Clemson (11/17/13)
	2	at Texas A&M (01/15/14)
TURNOVERS	7	AKRON (12/28/13)
	8	at Baylor (11/12/13)
FOULS	15	FIU (11/24/13)
	16	SC STATE (1/3/14)



South Carolina Basketball
South Carolina High/Low Analysis (as of Jan 20, 2014)
All games

Opponent - GAME LOWS

POINTS	44	LONGWOOD (11/9/13)
	45	AKRON (12/28/13)
	59	vs Akron (12/25/13)
	65	MARSHALL (12/30/13)
	66	at Baylor (11/12/13)
FIELD GOALS MADE	13	LONGWOOD (11/9/13)
	13	AKRON (12/28/13)
FIELD GOAL ATTEMPTS	40	AKRON (12/28/13)
	40	at Texas A&M (01/15/14)
FIELD GOAL PERCENTAGE	.228 (13-57)	LONGWOOD (11/9/13)
	.325 (13-40)	AKRON (12/28/13)
3 PT FIELD GOALS MADE	1	MARSHALL (12/30/13)
	4	LONGWOOD (11/9/13)
	4	AKRON (12/28/13)
3 PT FG ATTEMPTS	13	MANHATTAN (12/17/13)
	14	at Clemson (11/17/13)
	14	MARSHALL (12/30/13)
3 PT FG PERCENTAGE	.071 (1-14)	MARSHALL (12/30/13)
	.182 (4-22)	LONGWOOD (11/9/13)
FREE THROWS MADE	10	vs Akron (12/25/13)
	12	SC STATE (1/3/14)
FREE THROW ATTEMPTS	18	SC STATE (1/3/14)
	19	vs Boise State (12/23/13)
	19	vs Akron (12/25/13)
FREE THROW PERCENTAGE	.526 (10-19)	vs Akron (12/25/13)
	.537 (22-41)	at Baylor (11/12/13)
REBOUNDS	25	at Florida (1/8/14)
	25	at Texas A&M (01/15/14)
ASSISTS	6	AKRON (12/28/13)
	7	LONGWOOD (11/9/13)
STEALS	2	MARSHALL (12/30/13)
	3	vs Saint Mary's (12/22/13)
BLOCKED SHOTS	0	LONGWOOD (11/9/13)
	2	vs Saint Mary's (12/22/13)
TURNOVERS	7	at Oklahoma State (12-06-13)
	9	vs Boise State (12/23/13)
FOULS	17	at Oklahoma State (12-06-13)
	17	USC UPSTATE (12/19/13)



South Carolina Basketball
South Carolina Player High/Low Analysis (as of Jan 20, 2014)
All games

South Carolina - I N D I V I D U A L G A M E H I G H S

Points	25		THORNWELL, Sindarius vs LSU (1/11/14)
	24		THORNWELL, Sindarius vs Ole Miss (1/18/14)
	24		WILLIAMS, Brenton vs Akron (12/28/13)
	20		THORNWELL, Sindarius at Baylor (11/12/13)
	19		WILLIAMS, Brenton vs SC State (1/3/14)
	19		THORNWELL, Sindarius vs USC Upstate (12/19/13)
Field Goals Made	9		THORNWELL, Sindarius vs LSU (1/11/14)
	8		WILLIAMS, Brenton vs Akron (12/28/13)
Field Goal Att.	18		THORNWELL, Sindarius vs USC Upstate (12/19/13)
	17		WILLIAMS, Brenton vs Akron (12/28/13)
FG Pct (min 5 made)	.857	(6-7)	CHATKEVICIUS, L. vs Ole Miss (1/18/14)
	.857	(6-7)	WILLIAMS, Brenton vs SC State (1/3/14)
	.857	(6-7)	HENRY, Demetrius vs Marshall (12/30/13)
3-Point FG Made	6		WILLIAMS, Brenton vs Akron (12/28/13)
	4		THORNWELL, Sindarius vs Ole Miss (1/18/14)
	4		SHAW, Jaylen vs FIU (11/24/13)
3-Point FG Att.	10		THORNWELL, Sindarius vs USC Upstate (12/19/13)
	9		WILLIAMS, Brenton vs Akron (12/28/13)
3-Pt FG Pct (min 2 made)	1.000	(2-2)	THORNWELL, Sindarius at Florida (1/8/14)
	1.000	(2-2)	JOHNSON, Tyrone vs SC State (1/3/14)
	1.000	(2-2)	JOHNSON, Tyrone vs Marshall (12/30/13)
Free Throws Made	10		THORNWELL, Sindarius vs Manhattan (12/17/13)
	9		WILLIAMS, Brenton vs Ole Miss (1/18/14)
Free Throw Att.	13		THORNWELL, Sindarius vs Manhattan (12/17/13)
	11		JOHNSON, Tyrone vs Manhattan (12/17/13)
FT Pct (min 3 made)	1.000	(9-9)	WILLIAMS, Brenton vs Ole Miss (1/18/14)
	1.000	(6-6)	WILLIAMS, Brenton at Texas A&M (01/15/14)
	1.000	(6-6)	JOHNSON, Tyrone vs Akron (12/25/13)
	1.000	(6-6)	WILLIAMS, Brenton vs FIU (11/24/13)
	1.000	(6-6)	CARRERA, Michael at Baylor (11/12/13)
	1.000	(5-5)	WILLIAMS, Brenton vs SC State (1/3/14)
	1.000	(5-5)	KACINAS, Mindaugas vs Akron (12/28/13)
	1.000	(4-4)	SHAW, Jaylen vs Marshall (12/30/13)
	1.000	(4-4)	WILLIAMS, Brenton vs Akron (12/25/13)
	1.000	(4-4)	WILLIAMS, Brenton vs Boise State (12/23/13)
	1.000	(4-4)	CARRERA, Michael vs Manhattan (12/17/13)
	1.000	(4-4)	WILLIAMS, Brenton at Baylor (11/12/13)
	1.000	(3-3)	RINGER, Desmond at Florida (1/8/14)
	1.000	(3-3)	THORNWELL, Sindarius at Clemson (11/17/13)
Rebounds	14		KACINAS, Mindaugas vs Longwood (11/9/13)
	12		KACINAS, Mindaugas at Clemson (11/17/13)
Assists	8		NOTICE, Duane vs SC State (1/3/14)
	8		JOHNSON, Tyrone at Baylor (11/12/13)
Steals	4		CARRERA, Michael at Texas A&M (01/15/14)
	3		CARRERA, Michael vs Ole Miss (1/18/14)
	3		WILLIAMS, Brenton at Florida (1/8/14)
	3		THORNWELL, Sindarius at Florida (1/8/14)
	3		THORNWELL, Sindarius at Baylor (11/12/13)
Blocked Shots	4		CARRERA, Michael vs Marshall (12/30/13)
	2		CHATKEVICIUS, L. vs Ole Miss (1/18/14)
	2		THORNWELL, Sindarius vs Ole Miss (1/18/14)
	2		CARRERA, Michael vs LSU (1/11/14)
	2		CARRERA, Michael vs SC State (1/3/14)

	2	KACINAS, Mindaugas vs Akron (12/28/13)
	2	HENRY, Demetrius vs Boise State (12/23/13)
	2	CHATKEVICIUS, L. vs Boise State (12/23/13)
	2	RINGER, Desmond vs USC Upstate (12/19/13)
	2	HENRY, Demetrius at Oklahoma State (12-06-13)
	2	CARRERA, Michael vs FIU (11/24/13)
	2	HENRY, Demetrius at Baylor (11/12/13)
	2	KACINAS, Mindaugas vs Longwood (11/9/13)
	2	CARRERA, Michael vs Longwood (11/9/13)
	2	THORNWELL, Sindarius vs Longwood (11/9/13)
Turnovers	6	NOTICE, Duane vs SC State (1/3/14)
	6	CARRERA, Michael at Oklahoma State (12-06-13)
Fouls	5	THORNWELL, Sindarius at Texas A&M (01/15/14)
	5	STEELE, Brian vs Marshall (12/30/13)
	5	HENRY, Demetrius vs Marshall (12/30/13)
	5	HENRY, Demetrius vs Saint Mary's (12/22/13)
	5	HENRY, Demetrius vs USC Upstate (12/19/13)
	5	KACINAS, Mindaugas vs Manhattan (12/17/13)
	5	HENRY, Demetrius at Oklahoma State (12-06-13)
	5	HENRY, Demetrius at Clemson (11/17/13)
	5	KACINAS, Mindaugas at Baylor (11/12/13)
	5	NOTICE, Duane vs Longwood (11/9/13)



South Carolina Basketball
South Carolina Opponent High/Low Analysis (as of Jan 20, 2014)
All games

OPPONENT INDIVIDUAL GAME HIGHS

Points	30		DRMIC,Anthony vs Boise State (12/23/13)
	26		Beamon, George vs Manhattan (12/17/13)
	22		Perez, Anthony vs Ole Miss (1/18/14)
	22		Jamal Jones at Texas A&M (01/15/14)
	22		MURPHY, Tymell vs FIU (11/24/13)
Field Goals Made	10		DRMIC,Anthony vs Boise State (12/23/13)
	9		MURPHY, Tymell vs FIU (11/24/13)
Field Goal Att.	20		CAREY, Tristan vs Longwood (11/9/13)
	17		Henderson, Marshall vs Ole Miss (1/18/14)
	17		DRMIC,Anthony vs Boise State (12/23/13)
FG Pct (min 5 made)	1.000	(5-5)	Prather, Casey at Florida (1/8/14)
	.857	(6-7)	Davonte Fitzgerald at Texas A&M (01/15/14)
	.857	(6-7)	Young, Patric at Florida (1/8/14)
3-Point FG Made	5		Heslip, Brady at Baylor (11/12/13)
	3		Henderson, Marshall vs Ole Miss (1/18/14)
	3		Jamal Jones at Texas A&M (01/15/14)
	3		Wilbekin, Scottie at Florida (1/8/14)
	3		STEPHENS,Theron vs SC State (1/3/14)
	3		ELORRIAGA,Jeff vs Boise State (12/23/13)
	3		WALKER III, James vs Saint Mary's (12/22/13)
	3		Beamon, George vs Manhattan (12/17/13)
3-Point FG Att.	12		Henderson, Marshall vs Ole Miss (1/18/14)
	10		GREENE, Ty vs USC Upstate (12/19/13)
	10		Heslip, Brady at Baylor (11/12/13)
	10		CAREY, Tristan vs Longwood (11/9/13)
3-Pt FG Pct (min 2 made)	1.000	(2-2)	Shawn Smith at Texas A&M (01/15/14)
	1.000	(2-2)	PALMER,Daryll vs SC State (1/3/14)
	1.000	(2-2)	Alvarado, Michael vs Manhattan (12/17/13)
	1.000	(2-2)	FILER, Adonis at Clemson (11/17/13)
Free Throws Made	11		SMITH, Shawn vs Marshall (12/30/13)
	10		Perez, Anthony vs Ole Miss (1/18/14)
	10		Alvarado, Michael vs Manhattan (12/17/13)
Free Throw Att.	15		SMITH, Shawn vs Marshall (12/30/13)
	13		Summers, Jarvis vs Ole Miss (1/18/14)
FT Pct (min 3 made)	1.000	(8-8)	ROPER, Jordan at Clemson (11/17/13)
	1.000	(7-7)	Beamon, George vs Manhattan (12/17/13)
	1.000	(6-6)	Kates, Donovan vs Manhattan (12/17/13)
	1.000	(6-6)	BUCKLES, Rakeem vs FIU (11/24/13)
	1.000	(6-6)	McDANIELS, K.J. at Clemson (11/17/13)
	1.000	(4-4)	Wilbekin, Scottie at Florida (1/8/14)
	1.000	(4-4)	LEVESQUE, Beau vs Saint Mary's (12/22/13)
	1.000	(4-4)	FRINK, Jerome vs FIU (11/24/13)
	1.000	(3-3)	Smart, Marcus at Oklahoma State (12-06-13)
	1.000	(3-3)	PORCHER JIMENEZ, M. vs FIU (11/24/13)
Rebounds	14		GLENN, Ricardo vs USC Upstate (12/19/13)
	12		Prince, Taurean at Baylor (11/12/13)
Assists	7		Alex Caruso at Texas A&M (01/15/14)
	6		Summers, Jarvis vs Ole Miss (1/18/14)
	6		HOLT, Stephen vs Saint Mary's (12/22/13)
	6		Alvarado, Michael vs Manhattan (12/17/13)
Steals	5		MARTIN, Jarell vs LSU (1/11/14)
	4		Beamon, George vs Manhattan (12/17/13)
Blocked Shots	7		McDANIELS, K.J. at Clemson (11/17/13)

	4	Jones, Aaron vs Ole Miss (1/18/14)
	4	Pankey, Ashton vs Manhattan (12/17/13)
	4	Brown, Rhamel vs Manhattan (12/17/13)
Turnovers	11	CANTY, Kareem vs Marshall (12/30/13)
	7	DIGGS, Quincy vs Akron (12/28/13)
Fouls	5	Jones, Aaron vs Ole Miss (1/18/14)
	5	Saiz, Sebastian vs Ole Miss (1/18/14)
	5	Cox, Demarco vs Ole Miss (1/18/14)
	5	THOMAS, Chris vs Marshall (12/30/13)
	5	TAYLOR, Ryan vs Marshall (12/30/13)
	5	Pankey, Ashton vs Manhattan (12/17/13)