



## 2014-15 GAME NOTES

# SOUTH CAROLINA WOMEN'S BASKETBALL

Assoc. Media Relations Dir.: Diana Koval | Office: 803.777.7977 | Cell: 314.369.6050 | Email: dkoval@mailbox.sc.edu  
 Website: www.GamecocksOnline.com | Twitter: @GamecockWBB | Instagram: @GamecockWBB

### Game Information

**Date:** Thursday, February 26, 2015 | 7 p.m.  
**Site:** Columbia, S.C.  
**Arena:** Colonial Life Arena (18,000)  
**Tickets:** \$7 adult, \$4 youth (17 and under)  
**Broadcast:** FSN (Thomas Werme, pxp; Brittany Jackson, analyst)  
**Radio:** 1320 The Fan/107.5 The Game (Brad Muller)  
**Live Stats:** GamecocksOnline.com

### South Carolina Gamecocks

26-1, 14-0 SEC



VS.



### Mississippi State Bulldogs

25-4, 10-4 SEC

**Ranking:** 2/2 (AP/Coaches)  
**Head Coach:** Dawn Staley  
**Record at SC:** 147-72 (7th)  
**Career Rec.:** 319-152 (15th)

**Series History:** MSU leads 16-14  
**In Columbia:** SC leads 9-5  
**In Starkville:** MSU leads 9-5  
**Neutral Site:** MSU leads 2-0  
**Current Streak:** SC last five

**Ranking:** 11/13  
**Coach:** Vic Schafer  
**Rec. at MSU:** 60-35 (3rd)  
**Career Rec.:** 140-145 (10th)  
**Top Scorer:** Vivans (14.9 ppg)  
**Top Reb.:** Alwal (6.4 rpg)

**Top Scorer:** Mitchell (15.0 ppg)  
**Top Reb.:** Coates (8.2 rpg)

### 2014-15 Schedule

Nov. 2	Coker (Exh.) (SECN+)	W, 100-25
Nov. 15	Southern California (SECN+)	W, 70-61
Nov. 20	Clemson (SECN)	W, 99-41
Nov. 23	San Diego State (SECN+)	W, 89-38
<i>Junkanoo Jam (Lucaya Division) • Freeport, Bahamas</i>		
Nov. 27	vs. Wisconsin	W, 67-44
Nov. 28	vs. #22/22 Syracuse	W, 67-63
Dec. 1	NC Central (SECN+)	W, 90-26
Dec. 4	Charlotte (SECN)	W, 82-61
Dec. 7	at #9/8 Duke (ESPN2)	W, 51-50
Dec. 14	Savannah State (SECN+)	W, 111-49
Dec. 17	at Hampton	W, 69-49
<i>Subway Classic • Minneapolis, Minn.</i>		
Dec. 20	vs. Central Michigan	W, 80-45
Dec. 21	vs. Liberty	W, 84-44
Jan. 2	Auburn* (SECN)	W, 77-58
Jan. 4	at LSU* (ESPN2)	W, 75-51
Jan. 8	at Alabama* (SECN+)	W, 102-59
Jan. 11	#10/11 Kentucky* (ESPN2)	W, 68-60
Jan. 15	at Missouri* (SECN)	W, 60-49
Jan. 19	at Florida* (SECN)	W, 77-42
Jan. 26	#12/10 Texas A&M* (ESPN2)	W, 79-61
Jan. 29	Alabama* (SECN+)	W, 85-54
Feb. 1	at Ole Miss* (ESPNU)	W, 77-59
Feb. 5	at #22/21 Georgia* (SECN)	W, 58-35
Feb. 9	at #2/2 Connecticut (ESPN2)	L, 62-87
Feb. 12	LSU* (FSN)	W, 86-62
Feb. 15	Vanderbilt* (ESPNU)	W, 89-59
Feb. 19	at Arkansas* (SECN)	W, 73-56
Feb. 23	#6/6 Tennessee* (ESPN2)	W, 71-66
Feb. 26	#11/13 Mississippi State* (FSN)	7 p.m.
Mar. 1	at #13/15 Kentucky* (ESPN2)	5 p.m.
<i>SEC Tournament • North Little Rock, Ark.</i>		
Mar. 4	First Round (SECN)	TBA
Mar. 5	Second Round (SECN)	TBA
Mar. 6	Quarterfinals (SECN)	TBA
Mar. 7	Semifinals (ESPNU)	TBA
Mar. 8	Final (ESPN)	TBA

\* indicates SEC game  
 All Times Listed as Eastern and are subject to change

### one.

Prior to each season, head coach Dawn Staley chooses a theme for her team to play under. This season's is "one."

With expectations surrounding this season, Staley believed it was important for her team to focus on the collective instead of any individual, knowing that to thrive in pressure situations, each student-athlete may have to sacrifice a piece of herself to become one team.















### South Carolina Notables

- South Carolina is in its 41st season of women's basketball. It is the program's 24th season in the SEC and the seventh under head coach Dawn Staley.
- With a win tonight, South Carolina would tie the school record for home win streak and clinch at least a share of its second-straight SEC regular-season title.
- The Gamecocks' senior class of Olivia Gaines, Elem Ibiam and Aleighsa Welch has been the foundation of South Carolina's rise as a national power. Built on the arrival of Ibiam and Welch in 2011-12, the Gamecocks have won at least 25 games in each of the last four seasons after only one four-year stretch saw consecutive seasons of 20 wins previously in program history. South Carolina has played in the last three NCAA Tournaments, including two trips to the Sweet 16 (2012, 2014), and earned the program's first No. 1 seed at the event in 2014. The Gamecocks have spent 27 straight weeks ranked in the AP top 10, highlighted by 12 weeks at No. 1 this season.
- Senior Olivia Gaines has embraced that role as the defensive stopper in tight-game situations and the spotlight it put on her to perform, which was never more evident than her final seconds at No. 9/8 Duke earlier this season when her steal set up the game-winning play in the waning seconds of the game.
- Two-time team captain, senior Elem Ibiam became a dominant defensive presence last season with her school-record 83 blocked shots and adding more offensive presence this season. She is second in career blocks (156), needing 21 to tie the all-time record. Her 67 blocks in SEC action are second in program history, five off Petra Ujhelyi's record.
- Senior Aleighsa Welch has been chosen a team captain the last three seasons and has developed a leadership style that adapts to every situation. She has developed her game at the same time, expanding her offensive range each season while not sacrificing her efficiency. Her current .580 career field goal percentage ranks second in program history. Among the program's top five rebounders all-time, she needs just four offensive boards to match Marsha Williams' (1990-93) career record of 427. She is one of nine Gamecocks all-time to have amassed at least 1,000 career points and 800 career rebounds. Only three have reached the 900-rebound plateau, from which she is 10 rebounds away.
- Junior Tiffany Mitchell is one of two players to rank among the SEC's top 15 in points (2nd, 15.0 ppg), assists (14th, 2.8 apg) and steals (9th, 2.0). She trails the league's top scorer by just 25 points despite playing 159 fewer minutes.
- Freshman A'ja Wilson has been on a tear since the Gamecocks' first loss of the season at UConn. The top player in the 2014 signing class has scored 68 points in just 78 minutes of play in the last four games, averaging 17.0 points on 61.1 percent shooting. She has been especially aggressive going to the basket, averaging 5.8 made free throws per game over the stretch.

### Tale of the Tape

Mississippi State				South Carolina			
Overall	SEC Rank	SEC Only	SEC Rank	Overall	SEC Rank	SEC Only	SEC Rank
25-4		10-4		26-1		14-0	
16-1		6-1		13-0		7-0	
7-3		4-3		9-1		7-0	
2-0				4-0			
75.9	3rd	66.4	4th	77.7	1st	76.9	1st
57.0	7th	61.6	9th	52.9	2nd	55.1	1st
.407	5th	.383	8th	.482	1st	.482	1st
.365	5th	.396	8th	.351	3rd	.354	2nd
.343	2nd	.332	4th	.361	1st	.356	1st
.232	2nd	.285	7th	.272	6th	.259	2nd
.711	2nd	.689	5th	.677	6th	.702	3rd
18.1		16.4		14.9		16.0	
42.2	3rd	38.1	6th	42.6	1st	42.4	1st
+5.4	4th	+1.0	7th	+11.2	2nd	+10.9	1st
13.5	4th	11.6	7th	17.1	1st	15.2	1st
+6.4	1st	+2.5	3rd	+3.1	5th	+0.4	8th
10.2	5th	8.2	7th	9.2	9th	8.1	8th
5.1	2nd	4.8	2nd	6.1	1st	6.4	1st

# 2014-15 South Carolina Media Roster

<b>0</b>		<p><b>India Farmer</b> 6-0 • So. • Forward • N. Myrtle Beach, S.C.</p> <p>PPG <b>0.3</b> RPG <b>0.5</b> APG <b>0.0</b> FG% <b>.000</b> FT% <b>.667</b></p>	<p><b>LAST GAME:</b> 1 min at Ole Miss <b>NOTABLE:</b> Seen action in 13 games this season ... great team player ... works hard with good attitude ... played in 18 games last season, including seven SEC and four postseason.</p>	<p><b>Career Highs</b> <b>Pts:</b> 3, 2x, vs. Alabama, 1/19/14 <b>Reb:</b> 3 vs. NC Central, 12/2/13 <b>Ast:</b> — <b>Stl:</b> 1 at Florida, 1/19/15</p>
<b>1</b>		<p><b>Bianca Cuevas</b> 5-6 • Fr. • Guard • Bronx, N.Y. <i>kway-VAAS</i></p> <p>PPG <b>5.9</b> RPG <b>1.6</b> APG <b>1.8</b> FG% <b>.370</b> FT% <b>.780</b></p>	<p><b>LAST GAME:</b> 1 asst, 1 stl, 1 reb vs. Tennessee <b>NOTABLE:</b> Cat-quick, crafty guard now with better grasp of PG position ... 10+ points 7 times ... 7.3 ppg in SEC, 4.5 ppg in non-SEC ... McDonald's All-America.</p>	<p><b>Career Highs</b> <b>Pts:</b> 21 at Ole Miss, 2/1/15 <b>Reb:</b> 4, 3x, at Georgia, 2/5/15 <b>Ast:</b> 5, 4x, vs. Vanderbilt, 2/15/15 <b>Stl:</b> 4, 2x, vs. Sav. St., 12/14/14</p>
<b>2</b>		<p><b>Olivia Gaines</b> 5-7 • Sr. • Guard • Chester, S.C.</p> <p>PPG <b>1.0</b> RPG <b>1.0</b> APG <b>0.8</b> FG% <b>.303</b> FT% <b>.750</b></p>	<p><b>LAST GAME:</b> 4 min at Arkansas <b>NOTABLE:</b> Key defensive stopper ... played in all but two games, averaging 8.8 minutes in SEC play, up from 7.8 in non-conference ... picked up steal that set up winning play at Duke.</p>	<p><b>Career Highs</b> <b>Pts:</b> 7 vs. Savannah St., 12/28/13 <b>Reb:</b> 5, 2x, vs. Clemson, 11/20/14 <b>Ast:</b> 5 vs. Chas. Sthrn., 11/8/13 <b>Min:</b> 23 vs. Alabama, 1/19/14</p>
<b>3</b>		<p><b>Kaydra Duckett</b> 5-8 • Fr. • Guard • Columbia, S.C. <i>KAY-druh DUCK-it</i></p> <p>PPG <b>0.3</b> RPG <b>0.6</b> APG <b>0.1</b> FG% <b>.091</b> FT% <b>.500</b></p>	<p><b>LAST GAME:</b> 1 reb in 3 min vs. Vandy <b>NOTABLE:</b> Has played in 16 games, including eight SEC ... 1st career points vs. NCCU ... rated 3A South Carolina player of the year ... won two state titles (2012, 2014).</p>	<p><b>Career Highs</b> <b>Pts:</b> 2, 2x, vs. Sav. St., 12/14/14 <b>Reb:</b> 4 vs. Savannah St., 12/14/14 <b>Ast:</b> 1, 2x, vs. Sav. St., 12/14/14 <b>Stl:</b> 1, 3x, at UConn, 2/9/15</p>
<b>5</b>		<p><b>Khadijah Sessions</b> 5-8 • Jr. • Guard • Myrtle Beach, S.C. <i>kuh-DEE-zhub SESH-uns</i></p> <p>PPG <b>4.6</b> RPG <b>2.6</b> APG <b>3.1</b> FG% <b>.393</b> FT% <b>.513</b></p>	<p><b>LAST GAME:</b> 2 pts, 4 assts, 2 rebs vs. Tennessee <b>NOTABLE:</b> Setting great defensive tone ... 1st in SEC in A:TO (2.3), 6th in steals (2.0), 7th in assists ... 9 games of 4+ assists ... hit 7-of-12 from 3 (.583) over last 5 games, averaging 7.2 points.</p>	<p><b>Career Highs</b> <b>Pts:</b> 19 vs. Auburn, 2/3/13 <b>Reb:</b> 6 vs. Clemson, 11/20/14 <b>Ast:</b> 8 vs. NC Central, 12/1/14 <b>Stl:</b> 4, 9x, at Arkansas, 2/19/15</p>
<b>15</b>		<p><b>Tiffany Davis</b> 5-7 • So. • Guard • Houston, Texas</p> <p>PPG <b>1.4</b> RPG <b>1.1</b> APG <b>0.5</b> FG% <b>.385</b> FT% <b>.667</b></p>	<p><b>LAST GAME:</b> 2 pts, 2 rebs, 4 min vs. Texas A&amp;M <b>NOTABLE:</b> Played in 14 games ... doing "her job" well off the bench, per Staley ... continues to learn how to run offense efficiently ... did not play at Ole Miss following medical procedure.</p>	<p><b>Career Highs</b> <b>Pts:</b> 11 vs. Ole Miss, 1/30/14 <b>Reb:</b> 6 at Arkansas, 1/2/14 <b>Ast:</b> 3, 4x, vs. SC State, 12/22/13 <b>Stl:</b> 5 vs. Elon, 11/9/12</p>
<b>22</b>		<p><b>A'ja Wilson</b> 6-5 • Fr. • Guard/Forward • Hopkins, S.C. <i>A-zhub</i></p> <p>PPG <b>13.7</b> RPG <b>6.6</b> BPG <b>1.5</b> FG% <b>.528</b> FT% <b>.654</b></p>	<p><b>LAST GM:</b> 8 pts, 1 reb, 1 stl vs. Tennessee <b>NOTABLE:</b> Scored 10+ 22 times, 4 double-doubles ... 10th in SEC in pts., 14th in rebs. — only fr. in both top 20 ... only fr. on Naismith (30) and Wooden (20) Watch Lists.</p>	<p><b>Career Highs</b> <b>Pts:</b> 26 vs. LSU, 2/12/15 <b>Reb:</b> 13 at LSU, 1/4/15 <b>Ast:</b> 3, 3x, vs. Alabama, 1/29/15 <b>Stl:</b> 3, 4x, vs. C. Mich., 12/20/14</p>
<b>23</b>		<p><b>Tina Roy</b> 5-11 • Junior • Guard • Kaplan, La.</p> <p>PPG <b>4.5</b> RPG <b>1.8</b> APG <b>2.3</b> FG% <b>.408</b> FT% <b>.500</b></p>	<p><b>LAST GAME:</b> 1 reb vs. Tennessee <b>NOTABLE:</b> Team-high 42.5 percent from 3 in SEC play ... made huge contributions to wins over LSU, Vanderbilt and at Arkansas, shooting 8-of-14 (.571) from 3-pt range in those games.</p>	<p><b>Career Highs</b> <b>Pts:</b> 15 vs. Presbyterian, 11/27/11 <b>Reb:</b> 8 at Miss. State, 2/6/14 <b>Ast:</b> 10 vs. Sav. State, 12/14/14 <b>Stl:</b> 3 vs. Southern Cal, 11/15/14</p>
<b>24</b>		<p><b>Aleighsa Welch</b> 6-0 • Sr. • Forward • Goose Creek, S.C. <i>uh-LEE-sub</i></p> <p>PPG <b>9.2</b> RPG <b>6.5</b> BPG <b>1.1</b> FG% <b>.565</b> FT% <b>.407</b></p>	<p><b>LAST GM:</b> 19 pts, 14 rebs, 2 assts vs. Tennessee <b>NOTABLE:</b> 13 games with 10+ pts ... 9 games of 3+ assists (1.9 apg) ... SEC top-20 in rebs, 8th in offensive ... averaging 10.3 rebs over last 6 games, leading team in boards in 5 ... 3-time captain.</p>	<p><b>Career Highs</b> <b>Pts:</b> 23 vs. UNC, 12/18/13 <b>Reb:</b> 17 vs. CoFC, 11/14/13 <b>Ast:</b> 5, 2x, last vs. LSU, 2/12/15 <b>Blk:</b> 5, 2x, at Kentucky, 2/20/14</p>
<b>25</b>		<p><b>Tiffany Mitchell</b> 5-9 • Jr. • Guard • Charlotte, N.C.</p> <p>PPG <b>15.0</b> RPG <b>3.0</b> APG <b>2.0</b> FG% <b>.516</b> FT% <b>.841</b></p>	<p><b>LAST GAME:</b> 16 pts, 7 rebs, 4 assts vs. Tenn. <b>NOTABLE:</b> SEC top two in pts, FG% and FT% ... 10+ pts 23 times, 4 20+ gms ... Wade and Staley Watch Lists, Wooden Top 20, Naismith Top 30 ... Academic All-District.</p>	<p><b>Career Highs</b> <b>Pts:</b> 25 vs. Georgia, 2/27/14 <b>Reb:</b> 11, 5x, at Arkansas, 1/2/14 <b>Ast:</b> 9 at SDSU, 11/23/13 <b>Stl:</b> 7 vs. NC Central, 12/1/14</p>
<b>31</b>		<p><b>Asia Dozier</b> 6-0 • Jr. • Guard/Forward • Columbia, S.C. <i>DOE-zbur</i></p> <p>PPG <b>4.1</b> RPG <b>1.0</b> APG <b>1.8</b> FG% <b>.394</b> FT% <b>.750</b></p>	<p><b>LAST GM:</b> 7 pts, 3 rebs vs. Tennessee <b>NOTABLE:</b> 10+ points three times ... handed out 4 assists five times ... sealed win over Tennessee with FTs in final :07 ... hit key 3s in wins over Tennessee, Kentucky, at Missouri ... team captain.</p>	<p><b>Career Highs</b> <b>Pts:</b> 16, 2x, at SDSU, 11/23/13 <b>Reb:</b> 10 vs. Elon, 11/9/12 <b>Ast:</b> 6, 2x, vs. Georgia, 3/7/14 <b>Stl:</b> 2, 7x, at Alabama, 1/8/15</p>
<b>33</b>		<p><b>Elem Ibiam</b> 6-4 • Sr. • Center • Fayetteville, Ga. <i>ELL-um IB-ee-um</i></p> <p>PPG <b>7.0</b> RPG <b>4.2</b> BPG <b>1.0</b> FG% <b>.571</b> FT% <b>.727</b></p>	<p><b>LAST GAME:</b> 12 pts, 8 rebs vs. Tennessee <b>NOTABLE:</b> 2nd in career blocks (156), 21 shy of record ... 13th in SEC in blocks ... 10+ pts in 8 games, 1 20-pt game ... very efficient in first half against Tennessee ... team captain.</p>	<p><b>Career Highs</b> <b>Pts:</b> 21 vs. Sav. St., 12/14/14 <b>Reb:</b> 12, 2x, vs. CMU, 12/20/14 <b>Blk:</b> 7 at Miss. State, 2/6/14 <b>Min:</b> 34 at Texas A&amp;M, 1/16/14</p>
<b>40</b>		<p><b>Jatarie White</b> 6-4 • Fr. • Forward • Charlotte, N.C. <i>juh-TAR-ee</i></p> <p>PPG <b>3.2</b> RPG <b>2.9</b> BPG <b>0.2</b> FG% <b>.395</b> FT% <b>.583</b></p>	<p><b>LAST GAME:</b> 4 pts, 4 rebs vs. Vandy <b>NOTABLE:</b> Missed 12 games due to illness (3) and foot injury (9) ... returned w/ great outing at Georgia ... brings great energy, different look to post play ... WBCA, McDonald's All-America.</p>	<p><b>Career Highs</b> <b>Pts:</b> 11 vs. Clemson, 11/20/14 <b>Reb:</b> 7 at Georgia, 2/5/15 <b>Blk:</b> 2 at Georgia, 2/5/15 <b>Stl:</b> 1, 3x, vs. Vanderbilt, 2/15/15</p>
<b>41</b>		<p><b>Alaina Coates</b> 6-4 • So. • Center • Irmo, S.C. <i>uh-LAY-nuh COATS</i></p> <p>PPG <b>10.8</b> RPG <b>8.2</b> BPG <b>1.6</b> FG% <b>.542</b> FT% <b>.714</b></p>	<p><b>LAST GM:</b> 7 pts, 6 rebs vs. Tennessee <b>NOTABLE:</b> 20th in SEC in pts, 3rd in rebs and blocks ... SEC-best 11 doubles-doubles ... 10+ pts 16 times, 2 20-pt gms ... 10+ rebs 13 times, 5 with 13+ ... great 2nd half vs. Tennessee.</p>	<p><b>Career Highs</b> <b>Pts:</b> 24, 2x, vs. Ole Miss, 1/30/14 <b>Reb:</b> 17 vs. Kentucky, 1/9/14 <b>Blk:</b> 5, 3x, vs. Alabama, 1/29/15 <b>Min:</b> 30 vs. Sthrn. Cal, 11/15/14</p>

**Starter**

**Reserve**

## Quick Facts

### The University

**Location:** Columbia, S.C.  
**Founded:** 1801  
**Enrollment:** 31,964  
**Colors:** Garnet (PMS 202C) and Black  
**Nickname:** Gamecocks  
**Conference:** Southeastern  
**President:** Dr. Harris Pastides  
**Athletics Director:** Ray Tanner  
**Facility:** Colonial Life Arena (18,000)

### Coaching Staff

**Head Coach:** Dawn Staley  
**Alma Mater:** Virginia, 1992  
**Overall Record:** 319-152 (14th season)  
**School Record:** 147-72 (6th season)  
**Assoc. Head Coach (Alma Mater):**  
 Lisa Boyer (Ithaca, 1979)  
**Assistant Coaches (Alma Mater):**  
 Nikki McCray-Penson (Tennessee, 1995)  
 Darius Taylor (Michigan, 2000)

### Team Information

**2013-14 Record:** 29-5  
 Home: 16-0 Away: 10-2 Neutral: 3-3  
**SEC Record (Finish):** 14-2 (1st)  
 Home: 8-0 Away: 6-2  
**Letterwinners Returning/Lost:** 10/2  
**Starters Returning/Lost:** 5/0

### Program History

**First Year of Women's Basketball:** 1974-75  
**All-Time Record:** 727-501 (41st season)  
**All-Time SEC Record:** 130-199 (23rd season)  
**NCAA Appearances (Last):** 11 (2014)  
**NCAA Tournament Record:** 13-11  
**Last NCAA Result:** L, 58-65, North Carolina, Palo Alto, Calif, 3/30/14, Sweet 16  
**WNIT Appearances (Last):** 4 (2011)  
**WNIT Record:** 3-4

### Media Relations

**Women's Basketball Contact:** Diana Koval  
**Office:** 803.777.7977  
**Cell:** 314.369.6050  
**Email:** dkoval@mailbox.sc.edu  
**Press Row Phone:** 803.777.6182  
**Athletics Department on the Web**  
**Website:** GamecocksOnline.com  
**Twitter:** @GamecocksOnline  
**Instagram:** @GamecocksOnline  
**Facebook:** Facebook.com/GamecocksOnline  
**YouTube:** YouTube.com/GamecocksOnline  
**Women's Basketball on Twitter**  
**Team:** @GamecockWBB  
**Head Coach:** @DawnStaley

## Current Gamecock Streaks

	Total	Home	Road	Neut.
Overall	W4	W31	W1	W4
SEC	W14	W17	W7	—
Non-Conference	L1	W16	L1	W4
Ranked Teams	W1	W4	L1	W1

## A South Carolina Win Would...

- Be the Gamecocks' 32nd straight at home, which would tie the program's all-time home win streak record, originally set Dec. 10, 1977, through March 4, 1980.
- Give South Carolina a school-record 15 SEC wins.
- Clinch at least a share of the SEC regular-season championship and the No. 1 seed in next week's SEC Tournament, the second in as many seasons for the Gamecocks.

## By the Numbers

- 1 Game this season in which South Carolina has attempted fewer than 10 free throws (vs. Central Michigan, Dec. 20)
- 2 Times in as many seasons that the Gamecocks will finish in the top two in the SEC
- 2 Players who rank among the SEC's top 15 in points, assists and steals, including junior Tiffany Mitchell
- 4 Offensive rebounds needed by senior Aleighsa Welch to tie the school career record with 427
- 5.7 Free throws made per game more by the Gamecocks than their opponents (14.9-9.2)
- 7 Of the Gamecocks' nine primary contributors who have at least one stat better in SEC play than in non-conference action
- 10.0 Rebounds per game by senior Aleighsa Welch in the seven games against ranked teams this season
- 10 SEC games in which the Gamecocks have assisted on at least 50.0 percent of their field goals, including three of the last four
- 10 Home games this season in which the Gamecocks have drawn over 10,000 fans
- 11 Double-doubles by Alaina Coates this season, tied for most in the SEC, including five in league play
- 12 Games in which the Gamecocks have shot at least 50.0 percent from the field, including six SEC contests
- 15 Games in which the Gamecocks have out-rebounded their opponent by 10 or more, including eight in SEC play
- 15 Games in which South Carolina's bench has tied or out-scored its starters, including 10 SEC contests
- 17.0 Points per game more in the paint scored by the Gamecocks than their opponents (39.9-22.9)
- 21 Career double-doubles each by senior Aleighsa Welch and sophomore Alaina Coates, who are tied for ninth in program history
- 29 Times this season a Gamecock has played 30 or more minutes in a game, compared to 71 times last season
- 68 Points scored by freshman A'ja Wilson in the last three games, during which she has played just 78 minutes
- 79.3 Percent free throw shooting by the Gamecocks over the last four games, after entering the stretch hitting just 65.8 percent
- 105 South Carolina victories amassed in the last four seasons, including 49 in SEC action
- 159 Fewer minutes played by Tiffany Mitchell than the SEC's leading scorer, who has scored just 20 more points than Mitchell in that time

## Mississippi State Series History

The Bulldogs lead the series 16-14, but the Gamecocks have won the last five outings, including the last two at Colonial Life Arena.

The most recent game was a 71-64 decision in Starkville behind a double-double from Aleighsa Welch as the Gamecock defense held the Bulldogs to just 28.1 percent shooting in the first half.

The Gamecocks scored a more commanding 58-43 win over Mississippi State in the last meeting in Columbia on Feb. 24, 2013. Again, it was Welch who did the heavy lifting, posting 20 points and 11 rebounds.

South Carolina's results vs. Mississippi State since

## Gamecocks in the Rankings

(Thru games of 2/23)

Team	SEC	NCAA	Actual
Scoring Offense	1	13	.77.7
Scoring Defense	2	9	52.9
Scoring Margin	1	3	+24.8
Field Goal Percentage	1	5	.482
Field Goal %age Def.	3	17	.351
3-Point FG %age	1	30	.361
3-Point FG %age Def.	6	17	.272
3-Point FG Made/Gm.	3	173	5.0
Free Throw Percentage	6	204	.677
Rebounding Offense	1	—	42.6
Rebounding Defense	2	—	31.4
Rebounding Margin	1	8	+11.2
Assists	1	14	17.1
Steals	9	79	9.2
Turnover Margin	5	55	+3.1
Turnovers	—	62	14.3
Assist-to-Turnover Ratio	1	16	1.2
Blocked Shots	1	9	6.1
Home Attendance Avg.	1	1	12,347

Alaina Coates	SEC	NCAA	Actual
Scoring	20	—	10.8
Rebounding	3	113	8.2
FT Percentage	10	—	.714
Blocks	3	104	1.5
Off. Rebounds	10	—	2.9
Double-Doubles	T-1	38	11

Elem Ibiam	SEC	NCAA	Actual
Blocks	13	—	1.0

Tiffany Mitchell	SEC	NCAA	Actual
Scoring	2	176	15.0
FG Percentage	2	37	.516
FT Percentage	2	46	.841
3-Pt FG Made	6	221	1.7
Assists	14	—	2.8
Steals	9	139	2.0

Khadijah Sessions	SEC	NCAA	Actual
Assists	T-7	—	3.1
Steals	T-6	133	2.0
Assist-to-TO Ratio	1	20	2.3

Aleighsa Welch	SEC	NCAA	Actual
Rebounding	16	—	6.5
Blocks	7	197	1.1
Off. Rebounds	T-8	—	3.0

A'ja Wilson	SEC	NCAA	Actual
Scoring	10	—	13.7
Rebounding	14	—	6.6
FT Percentage	15	—	.654
Blocks	4	113	1.5

## 2014-15 Double-Doubles

### Alaina Coates (11)

11/15	Southern Cal	18 pts/13 rebs
11/20	Clemson	12 pts/10 rebs
12/4	Charlotte	15 pts/13 rebs
12/14	Savannah State	20 pts/10 rebs
12/17	at Hampton	12 pts/13 rebs
12/20	vs. Central Michigan	16 pts/10 rebs
1/2	Auburn	11 pts/14 rebs
1/26	Texas A&M	12 pts/11 rebs
1/29	Alabama	14 pts/10 rebs
2/1	at Ole Miss	10 pts/10 rebs
2/19	at Arkansas	14 pts/11 rebs

### Elem Ibiam (1)

12/20	vs. Central Michigan	10 pts/12 rebs
-------	----------------------	----------------

### Aleighsa Welch (2)

2/9	at Connecticut	17 pts/11 rebs
2/23	Tennessee	19 pts/14 rebs

### A'ja Wilson (4)

11/28	vs. Syracuse	15 pts/10 rebs
12/21	vs. Liberty	17 pts/10 rebs
1/2	Auburn	12 pts/10 rebs
1/4	at LSU	21 pts/13 rebs

the arrival of head coach Dawn Staley:

Date	W/L	Score	Site	Rank (SC/TN)
2/26/09	L	41-58	A	-/-
3/5/09	L	39-49	N	-/-
2/11/10	L	53-55	H	-/-
2/13/11	W	60-53	A	-/-
1/29/12	W	69-43	H	-/-
1/6/13	W	60-46	A	18/-
2/24/13	W	58-43	H	15/-
2/6/14	W	71-64	A	6/-

## Ranked Readings

South Carolina is facing its eighth ranked opponent of the season tonight with a 6-1 record against such foes, including a 3-0 mark at Colonial Life Arena. The Gamecocks are 71-217 all-time against ranked teams with a 21-40 record in the Dawn Staley era. Under Staley, South Carolina is 8-16 against ranked opponents at Colonial Life Arena, 9-13 on the road and 4-11 at neutral sites.

## Home Sweet Home

The Gamecocks are in the midst of unprecedented success at Colonial Life Arena, having won the last 31 games on their home court, including the facility's first perfect season in 2013-14. That 16-0 mark alone matched the previous record for win streak at the Arena, originally set Jan. 20, 2002-Jan. 9, 2003. South Carolina's last loss at Colonial Life Arena was a 50-48 decision to then-No. 14 Texas A&M on Feb. 10, 2013.

The longest home win streak in school history is 32 games, which spanned three seasons. That streak began with a win over Clemson on Dec. 10, 1977, and ended with a win over Tennessee Tech on March 4, 1980. The stretch included a perfect 11-0 record in 1978-79 at Carolina Coliseum (9-0) and the Sol Blatt P.E. Center (2-0).

Overall, South Carolina is 146-58 (.716) at Colonial Life Arena, including an 80-25 (.762) mark under head coach Dawn Staley. In the now 41-year history of the program, the Gamecocks are 391-155 (.716) in home games.

## Crowd Control

With over 8,200 season tickets issued, the Gamecocks have enjoyed unprecedented support at Colonial Life Arena this season. South Carolina has led the nation in average attendance (12,347). In fact, the Gamecocks boast five of the top-10 game attendances in the nation this season with Louisville the only other programs with multiple entries (2). South Carolina's five entries range from the 17,156 for the Kentucky game – second most in Colonial Life Arena history and in the nation this season – to the 13,546 for Texas A&M.

South Carolina women's basketball has logged 14 crowds of over 10,000 fans in Colonial Life Arena history, 13 of which have come in the last three seasons, including 10 this season.

## Poll Prominence

South Carolina is No. 2 in both polls this week, after a 12-week run as the No. 1 team in the Associated Press Poll. It was the third-longest stretch at the top by a team in the last five seasons (beginning 2010-11). Only four teams have held the top spot in the AP poll during that time – Baylor (39 weeks), Connecticut (35 weeks) and Stanford (6 weeks).

In the last 10 seasons (beginning 2005-06), eight teams have occupied the AP Poll's No. 1 position. South Carolina's 12 weeks in the spot is the fifth-most among that group – UConn (85), Baylor (39), Tennessee (16) and Duke (14).

The AP's No. 1 ranking on Nov. 24 was a South Carolina program first, besting the No. 2 spot the Gamecocks held for five times in their history – Nov. 17, 2014; Preseason 2014-15; Jan. 2, 1982; Dec. 27, 1981; and Dec. 20, 1981.

## SEC Stories

Head coach Dawn Staley has steadily lifted the Gamecocks' national profile by building the Gamecocks into a consistent SEC contender, shirking decades of difficulty in the nation's best women's basketball conference.

In her seventh season at the helm, Staley boasts a 66-42 (.611) SEC regular-season record and has finished outside the league's top five just twice – an unprecedented achievement for a program that had finished INSIDE the top five just twice in the

## 2014-15 Awards

### Alaina Coates

Naismith Trophy Top 50 Watch List  
No. 25 Player in the Nation (espnW)  
Preseason All-SEC (Coaches)

### Tiffany Mitchell

Academic All-District 4  
Wooden Late-Season Top 20  
Naismith Trophy Midseason 30  
Wade and Dawn Staley Award Watch Lists  
Preseason All-America (AP, Sports Illustrated, ESPN)  
No. 4 Player in the Nation (espnW)  
Preseason SEC Player of the Year (Coaches, Media)  
Preseason All-SEC (Coaches, Media)  
Junkanoo Jam, Lucaya Division All-Tournament  
Subway All-Classic Team

### Aleighsa Welch

Naismith Trophy Midseason 30  
Wade Watch List  
Wooden Award Preseason Top 30  
No. 7 Player in the Nation (espnW)  
Preseason All-America Second Team (ESPN)  
Preseason All-SEC (Coaches, Media)

### A'ja Wilson

Wooden Award Late-Season Top 20  
Naismith Trophy Midseason 30  
Junkanoo Jam, Lucaya Division MVP  
USBWA National Freshman of the Week (Dec. 1-7)  
5-time SEC Freshman of the Week (Nov. 24-30; Dec. 1-7; Dec. 29-Jan. 4; Jan. 26-Feb. 1; Feb. 9-15)  
Subway All-Classic Team

previous 17 seasons. Staley's 65 wins include now four seasons of double-digit league victories – 10-6 in 2012, 11-5 in 2013, an SEC-best 14-2 in 2014 and this season's current 14-0 mark.

Staley's SEC regular-season record includes a 37-18 (.673) mark at home and a 29-24 (.547) slate on the road.

## Conference Climbing

The Gamecocks' 27 games including 14 in SEC play and 13 non-conference outings, and seven of South Carolina's nine primary contributors have shown marked improvement in at least one statistic from non-conference to SEC action.

Two Gamecocks have improved their scoring averages by at least one point per game – Bianca Cuevas (4.5 to 7.3 ppg) and Khadijah Sessions (4.0 to 5.1 ppg). Those two, along with Tina Roy, have improved field goal percentages to thank for the increase with Cuevas going from 35.9 percent to

## Gamecocks in 2014-15 National Polls

Poll	Pre	11/17	11/24	12/1	12/8	12/15	12/22	12/29	1/5	1/12	1/19	1/26	2/2	2/9	2/16	2/23	3/2	3/9	3/17	Final
Associated Press	2	2	1	1	1	1	1	1	1	1	1	1	1	1	2	2				
Coaches	2	3	2	2	1	1	1	1	1	1	1	1	1	2	2	2				

37.8, Sessions rising from 31.6 percent to 47.3 and Roy improving from 35.3 percent to 46.2. The latter two made significant leaps from outside the 3-point line – Sessions (23.1 to 37.5%) and Roy (36.1 to 45.2%).

Aleighsa Welch has lifted her rebounding averages from 5.6 to 7.3 rpg). A'ja Wilson and Alaina Coates are blocking more shots per game – 1.3 to 1.7 bpg for Wilson and 1.4 to 1.7 for Coates. Tiffany Mitchell rounds out the group, lifting her steals per game from 1.9 to 2.1 in SEC action.

### Crunch Time

South Carolina has won all six of its games this season when the margin is under 10 points in the last five minutes, and the Gamecocks have done so with their primary strengths – Tiffany Mitchell, rebounding and defense.

In those five games – Southern Cal, vs. #22/22 Syracuse, at #9/8 Duke, #10/11 Kentucky, at Missouri and vs. #6/6 Tennessee – Staley trusts in Mitchell's competitive spirit, giving her the ball in late-game situations. The junior has answered the bell, averaging 3.4 points per final five minutes of those games – nearly double the next Gamecock on the list. Behind her fearless attacking of the rim, a majority of her points have come at the free throw line, where she has hit 14-of-17 (.824) attempts during those close-game situations.

In a show of determination, the Gamecocks have also dominated the glass at crunch time, out-rebounding their opponents 6.6 to 4.8 per final five minutes, with Alaina Coates, A'ja Wilson and Aleighsa Welch grabbing the bulk of the boards.

South Carolina's defense has held those opponents to just 27.0 percent shooting and 9.1 percent from outside the arc in that time span.

### Win Any Way

As the Gamecocks' baseball coach a few years ago, South Carolina athletics director Ray Tanner frequently used the phrase "Win Anyway." Women's basketball has put its own twist on the quote. The Gamecocks have lost just one game this season, but the end has not always come by the same means.

Dawn Staley's team has won with both a high-flying offense – posting records of 4-0 when scoring 90+ points, 7-0 when scoring 80-89 points – and a more methodical one, 7-0 when scoring 70-79 points, 7-1 with scoring fewer than 70.

The Gamecocks have won both inside – 11-0 when shooting less than 33.3 percent from 3-point range, 10-1 when at least half of points come in the paint – and outside – 15-1 when shooting 33.3 percent or better from 3-point range, 16-0 when less than half of points come in the paint.

South Carolina has seen its top scorer come from both the starting lineup (11-1) and the bench (13-0) – with two games in which a starter and reserve tied for the team high (win vs. Auburn – Welch, Wilson; win vs. Vanderbilt – Mitchell, Wilson).

### Controlled Caroms

The Gamecocks have also built their success on the glass – an aspect of the game that head coach Dawn Staley preaches as a measure of effort as much as talent. South Carolina ranks eighth in the nation in rebounding margin, out-boarding its opponents by 11.2 per game. The Gamecocks have out-paced their opponent by double-digit rebounds 14 times this season, including eight SEC outings. The rebounding margin has been at least 20 four times – Clemson (+22), Savannah State (+35), at Hampton (+27) and Vanderbilt (+20). Only two teams – #22/22 Syracuse (Nov. 28) and #9/8 Duke (Dec. 7)

– have out-rebounded South Carolina this season.

### Bench Marks

While every competitor wants to be a starter, the Gamecocks have shown that the bench can be just as productive a position. The South Carolina bench has tied or out-scored its starting teammates 15 times this season, including 10 SEC contests, and has out-scored the entire opposing team five times – Clemson (Nov. 20), San Diego State (Nov. 23), NC Central (Dec. 1) and Florida (Jan. 19). In all, the bench has accounted for 48.2 percent of the Gamecocks' points this season, including 50.1 percent of the offense in SEC games.

Of the 99 double-figure games turned in this season, 48 of them have come from the bench – A'ja Wilson (22), Alaina Coates (14), Bianca Cuevas (7), Tina Roy (2), Jatarie White (2) and Asia Dozier (1).

### Diversified Assets

South Carolina is often lauded for the depth of its talent, and the Gamecocks' improved offensive numbers certainly bear out those accolades – 13th in the nation at 77.7 points per game and fifth in the nation in field goal percentage (.482).



### Around the SEC

	SEC Games			Overall		
	W	L	Pct.	W	L	Pct.
South Carolina	14	0	1.000	26	1	.962
Tennessee	13	1	.928	23	4	.851
Mississippi St.	10	4	.714	25	4	.862
Texas A&M	10	4	.714	22	6	.785
LSU	9	5	.642	15	11	.576
Kentucky	8	6	.571	19	8	.703
Ole Miss	6	8	.428	16	11	.592
Arkansas	6	8	.428	16	10	.615
Georgia	5	9	.357	17	10	.629
Missouri	5	9	.357	15	12	.556
Vanderbilt	5	9	.357	14	13	.518
Florida	4	10	.285	12	15	.444
Alabama	2	12	.142	13	16	.448
Auburn	1	13	.071	10	17	.370

### Coming Up

#### February 26

Florida at Alabama, 7 p.m. (SECN)  
 LSU at Ole Miss, 7 p.m. (SECN+)  
 #13/15 Kentucky at Arkansas, 8 p.m. (SECN+)  
 Missouri at #12 Texas A&M, 8 p.m. (SECN+)  
 Auburn at Vanderbilt, 9 p.m. (FSN)  
 #6/6 Tennessee at Georgia, 9 p.m. (SECN)

#### March 1

#12 Texas A&M at LSU, 2 p.m. (ESPNU)  
 Ole Miss at #11/13 Miss. State, 2 p.m. (FSN)  
 Arkansas at Missouri, 3 p.m. (SECN+)  
 Alabama at Auburn, 3 p.m. (SECN+)  
 Georgia at Florida, 3 p.m. (SECN)  
 Vanderbilt at #6 Tennessee, 5 p.m. (SECN)

Rankings are listed as AP/ESPN Poll  
 All Times Eastern; TV Network in ()

### AP Top 25

(Week of Feb. 23)

1. Connecticut	26-1
<b>2. South Carolina</b>	<b>25-1</b>
3. Baylor	26-1
4. Notre Dame	25-2
5. Maryland	24-2
6. Tennessee	23-3
7. Oregon State	25-2
8. Louisville	23-3
9. Florida State	25-3
10. Arizona State	24-4
11. Mississippi State	25-4
12. Texas A&M	22-6
13. Kentucky	19-7
14. Princeton	25-0
15. North Carolina	22-6
16. Duke	19-8
17. Iowa	21-6
18. Chattanooga	24-3
19. Stanford	20-8
20. Rutgers	20-7
21. Florida Gulf Coast	25-2
22. George Washington	24-3
23. Syracuse	20-8
24. Cal	21-7
25. Northwestern	21-6

### USA Today Coaches Top 25

(Week of Feb. 23)

1. Connecticut	27-1
<b>2. South Carolina</b>	<b>26-1</b>
3. Baylor	26-1
4. Notre Dame	26-2
5. Maryland	25-2
6. Tennessee	23-4
7. Oregon State	25-2
8. Florida State	25-3
9. Louisville	23-4
10. Arizona State	24-4
11. North Carolina	22-6
12. Texas A&M	22-6
13. Mississippi State	25-4
14. Princeton	25-0
15. Kentucky	19-8
16. Iowa	21-6
17. Duke	19-8
18. Rutgers	20-7
19. Chattanooga	25-3
20. Stanford	20-8
21. George Washington	24-3
22. Florida Gulf Coast	25-2
23. Nebraska	19-8
24. Texas	18-8
25. Seton Hall	24-4

## All-Time Records vs. SEC

Opponent	Overall	Under	SEC	SEC	H	A	N	Streak	Last
		Staley	Season	Tourn.					
Alabama	21-15	11-0	16-12	2-2	11-5	8-8	2-2	Won 11	W: 85-54, 1/29/15 (H)
Arkansas	13-17	6-3	13-15	0-2	8-5	5-10	0-2	Won 5	W: 73-56, 2/19/15 (A)
Auburn	18-21	6-3	13-15	1-1	11-7	6-12	1-2	Won 3	W: 77-58, 1/2/14 (H)
Florida	14-20	6-4	12-18	0-2	6-10	8-8	0-2	Won 6	W: 77-42, 1/19/15 (A)
Georgia	10-33	6-6	7-21	2-2	4-14	3-15	3-4	Won 3	W: 58-35, 2/5/15 (A)
Kentucky	22-32	6-8	18-24	0-2	16-9	6-19	0-4	Won 1	W: 68-60, 1/11/15 (H)
LSU	8-22	5-5	7-22	1-0	4-10	3-12	1-0	Won 4	W: 86-62, 2/12/15 (H)
Ole Miss	18-17	8-2	14-12	2-4	10-4	6-8	2-5	Won 6	W: 77-59, 2/1/15 (A)
Miss. State	14-16	5-3	13-14	0-2	9-5	5-9	0-2	Won 5	W: 71-64, 2/6/14 (A)
Missouri	3-1	2-1	2-1	—	1-0	1-1	1-0	Won 2	W: 60-48, 1/15/15 (A)
Tennessee	3-45	2-8	2-26	0-3	2-19	1-21	0-5	Won 1	W: 71-66, 2/23/15 (H)
Texas A&M	1-3	1-3	1-2	0-1	1-1	0-1	0-1	Won 1	W: 79-61, 1/26/15 (H)
Vanderbilt	12-21	7-2	12-18	0-2	7-8	4-11	0-2	Won 4	W: 89-59, 2/15/15 (H)
<b>Totals</b>	<b>157-263</b>	<b>71-48</b>	<b>130-199</b>	<b>8-23</b>	<b>88-97</b>	<b>56-135</b>	<b>10-30</b>	<b>Won 13</b>	

The embarrassment of riches has not upset South Carolina's chemistry but instead has strengthened it as each Gamecock plays for the good of the team instead of herself – a message head coach Dawn Staley often equates with USA Basketball's utopian camaraderie and ultimate success.

Two stats that best exemplify the all-for-one mentality of the team are in the assist numbers – 14th in the nation at 17.1 per game – and that only one Gamecock is averaging 10.0 or more shots per game. In fact, on one of the nation's most efficient offensive teams, which features all five of its top scorers shooting over 50.0 percent, just one Gamecock has made the minimum field goals required for individual ranking in field goal percentage – Tiffany Mitchell (2nd in SEC, 37th in nation).

Here's how those numbers break down.

Name	FGM/gm	FGA/gm	FG%	PPG
Mitchell	5.3	10.2	.516	15.0
Wilson	5.0	9.4	.528	13.7
Coates	3.6	6.6	.542	10.4
Welch	4.2	7.4	.565	9.2
Ibiam	2.9	5.1	.565	7.0

### Diehard Defenders

While the offense has fluctuated in source and volume, the one standard for the Gamecocks – both this season and throughout head coach Dawn Staley's career – has been their defense. South Carolina is ninth in the nation in scoring defense, allowing 52.9 points per game with just two opponents scoring more than 63 points (87 by UConn, Feb. 9; 66 by Tennessee, Feb. 23). In fact, South Carolina has held an opponent under 50 points 12 times in 27 games this season.

In SEC play, South Carolina yields a league-best 55.1 points per game and has limited some of the conference's highest scoring teams well beneath their averages. Kentucky (2nd in the SEC in scoring) has scored 73.5 points per game in their 13 games against other SEC teams but netted just 60 against the Gamecocks. Ranked sixth in the conference in scoring, LSU's 62.8 average in 11 other league games is well above the 56.5 it averaged against South Carolina. In all, five teams failed to reach their average against other league schools while playing the Gamecocks – Missouri (59.1 - 49), Florida (59.2 - 42) and Georgia (54.8 - 35).

### Zone Buster

While the Gamecocks are highly regarded for their post play, South Carolina's guards have been effective at capitalizing on what opposing teams are willing to cede in their preferred zone defense – the 3-point shot. The Gamecocks lead the SEC and rank 30th in the nation in 3-point field goal percentage, hitting 36.1 percent from outside the arc. The percentage is higher than last season's (.347), and after closing 2013-14 averaging 3.9 made 3s per game, South Carolina is third in the SEC with a 5.0 average this

season.

Junior Tiffany Mitchell has been the primary long-range shooter, ranking sixth in the SEC with 1.7 made 3s per game while shooting 45.2 percent from outside the arc. But juniors Tina Roy and Khadijah Sessions have lifted their long-range production in SEC action as well. Roy is shooting a team-best 45.2 percent in league games, including 8-of-15 (.533) over the last four games, while Sessions has lifted her accuracy to 37.5 percent after going 7-of-12 (.583) over the last four games.

### SEC Title Talk

In 2013-14, South Carolina became the seventh program to win the SEC regular-season title, and the Gamecocks and were predicted by the league's coaches and media to the repeat the feat this season. If Staley's group brings that forecast to fruition, it would be just the fourth team to repeat as the regular-season champion, joining Tennessee (multiple times), Georgia (1996, 1997) and LSU (2005, 2006).

### Staley Status Update

While leading the Gamecocks to one of the best seasons in program history, South Carolina head coach Dawn Staley has continued to carve out her place as one of the top coaches in the game.

With the Gamecocks' rise to No. 1 in the Associated Press poll this season, Staley joined Baylor's Kim Mulkey as the only women to have played on and coached a No. 1-ranked team. Staley's Virginia team was ranked No. 1 for a total of 24 weeks spanning her junior and senior seasons. She has led the Gamecocks to 12 weeks in the top spot in the Associated Press poll so far.

Staley also earned an extension from USA Basketball last week as she was named to an assistant coach to the U.S. Women's National Team through

the 2016 Olympic Games. Her USA Basketball coaching resume already includes gold medals at the 2014 FIBA U18 Americas Championship (head coach), 2014 FIBA World Championship (assistant coach), 2008 Beijing Olympics (asst. coach) and 2007 FIBA Americas Championship (asst. coach).

### More on Muffin

Senior Aleighsa Welch has been locked in on finishing her career with a bang, and her consistent effort has her ranked among the program's career top 10 in eight different categories, including three rebounding top-five entries, while also among the top-15 scorers. Among the Gamecocks' 30 1,000-point scorers, she is one of just nine to amass at least 800 career rebounds as well. At 890 career rebounds, she is just 10 away from becoming just the fourth Gamecock to have 1,000 points and 900 rebounds in her career. Her current career .580 field goal percentage is second in school history behind only Jocelyn Penn's school-record .593.

The expansion of the Gamecocks' frontline have brought her overall rebounding numbers down slightly (6.6 rpg this season vs. 7.2 average previous three seasons), but she has been especially tenacious on the glass against ranked opponents, averaging 10.0 boards over seven games against ranked

### Welch Watch

Already second in school history in career offensive rebounds, senior forward Aleighsa Welch looks to mount an attack on other parts of the Gamecock charts before closing out her career.

Here are a few of the career benchmarks she has a chance to catch:

Category	Current	Chasing	To Go
Points	1,362 (15th)	1,367 (14th)	5
FT Made	320 (T-7th)	333 (6th)	13
FT Att.	524 (5th)	604 (4th)	80
Rebs.	890 (4th)	901 (3rd)	11
Off. Rebs.	423 (2nd)	427 (1st)	4
Def. Rebs.	467 (T-5th)	489 (4th)	22
Dbl-Dbls.	21 (T-9th)	25 (8th)	4
Blocks	123 (7th)	133 (6th)	10
Games	127 (T-6th)	128 (4th)	2

### Scoring Differentials

Largest lead in a win	by 64 (111-47), 2nd-0:52, Savannah state, 12/12 by 64 (90-26), 2nd-0:36, NC Central, 12/1
Largest deficit overcome to win	by 12 (15-27), 1st-8:41, vs. Syracuse, 11/27
Largest lead given up in a loss	by 3 (18-15), 1st-12:28, at UConn, 2/9
Largest deficit in a loss	by 25 (62-87), 2nd-0:37, at UConn, 2/9

foes compared to 4.9 in the Gamecocks' other 20 outings. Welch also continues to provide consistency on the offensive end, shooting 56.5 percent from the field and handing out 1.9 assists per game.

### Trademark TM

Junior guard Tiffany Mitchell remains part of the national player of the year conversation because of

her ability to affect the game in myriad ways. Ranked second in the SEC in scoring (15.0 ppg), field goal percentage (.516) and free throw percentage (.814), she is also among the league's top 15 in assists (14th, 2.8) and steals (9th, 2.0). In fact, only two players rank among the SEC's top 15 in scoring, assists and steals – Mitchell and Georgia's Shacobia Barbee.

The reigning SEC Player of the Year, Mitchell showed similar diversity last season and added outside shooting to this season's resume, hitting 45.2 percent from outside the arc. Her heightened accuracy was on full display against San Diego State (Nov. 23) when her 6-of-6 effort from 3 was the best perfect game in program history. She went on to match her career high with six 3s at Hampton as well, those coming on eight attempts.

### Double Trouble

One of sophomore Alaina Coates' goals this season focuses around posting double-doubles, taking to heart her head coach's quip that the 6-foot-4 center is a "walking double-double." Ranking 38th in the nation with an SEC-best 11 this season, the Irmo, S.C., native has 21 career double-doubles through 60 games, tying her for ninth in school history in the category.

Five of this season's 11 have come in SEC action, which is one shy of the program record of six set by Marsha Williams in 1991-92. Her 10 career SEC double-doubles is just one shy of Williams' career record of 11.

### Hometown Hero

The Class of 2014's No. 1 recruit out of Heathwood Hall, A'ja Wilson is second on the team in scoring, ranking 10th in the SEC in at 13.7 ppg

and has been the Gamecocks' top scorer a team-high 12 times. She is the only freshman to rank among the SEC's top 20 scorers and rebounders – standing 10th and 14th, respectively. Only Mississippi State's Victoria Vivian (14.9 ppg) out-scores Wilson among SEC freshmen, but has played more than 200 more minutes than Wilson. The duo is tied for seventh in the league with 13.5 points per SEC game. Wilson adds a top-five blocked shots average (1.5) to her resume.

Wilson is the only freshman on either the Wooden Late-Season Top 20 or the Naismith Midseason Top 30. She has earned SEC Freshman of the Week five times, tying the league record, and was the USBWA's first Freshman of the Week (games Dec. 1-7).

Games Led Team In...			
<i>(Tied for team lead in each category included)</i>			
Scoring	2014-15	Career	Record
A'ja Wilson	12	12	12-0
Tiffany Mitchell	11	31	29-2
Aleighsa Welch	3	28	18-10
Alaina Coates	2	9	8-1
Bianca Cuevas	2	2	2-0
Asia Dozier	1	2	2-0
Elem Ibiam	0	6	4-2
Khadijah Sessions	0	3	2-1
Tina Roy	0	2	2-0
Rebounding	2014-15	Career	Record
Alaina Coates	13	31	29-2
Aleighsa Welch	7	46	38-8
A'ja Wilson	6	6	6-0
Elem Ibiam	1	12	12-0
Tiffany Mitchell	0	9	8-1
Assists	2014-15	Career	Record
Khadijah Sessions	9	20	18-2
Tiffany Mitchell	7	25	24-1
Tina Roy	5	8	8-0
Bianca Cuevas	5	5	5-0
Asia Dozier	3	13	13-0
Aleighsa Welch	2	12	9-3
Alaina Coates	1	1	1-0
Olivia Gaines	0	1	0-1

Team Specialty Stats					Starters vs. Bench Points			
South Carolina/Opponent								
	Pts. in	Pts. Off	2nd Chance	Fast Break	SC Starters	Opp. Starters	SC Bench	Opp. Bench
11/15 USC	32-36	16-22	14-10	4-8	55	36	15	25
11/20 Clem.	46-16	23-9	31-7	8-2	54	27	45	14
11/23 SDSU	40-8	3-2	15-9	24-2	36	17	53	21
11/27 vs. Wisc.	32-10	16-11	10-0	4-4	28	37	39	7
11/28 vs. Syr.	20-16	11-6	13-17	0-0	37	55	30	8
12/1 NCCU	58-12	31-7	3-3	34-0	48	18	42	8
12/4 Char.	46-20	19-15	26-4	10-13	41	53	41	8
12/7 at Duke	32-24	16-19	11-11	6-4	34	33	17	17
12/14 Sav. St.	70-26	34-12	24-3	18-6	51	44	60	5
12/17 at HU	26-14	10-19	17-6	11-4	33	48	36	1
12/20 vs. CMU	62-28	21-8	21-2	16-0	46	29	34	16
12/21 vs. LU	40-24	24-8	15-4	12-2	43	32	41	12
1/2 Aub.	52-24	28-12	16-13	22-8	38	20	39	38
1/4 at LSU	36-26	14-14	5-13	8-0	28	35	47	16
1/8 at Ala.	32-24	19-6	17-12	13-0	47	25	55	34
1/11 Ky.	36-28	9-19	18-4	10-18	53	40	15	20
1/15 at MU	22-14	10-0	14-4	6-0	37	40	23	9
1/19 at UF	46-26	20-13	11-12	14-4	30	19	47	23
1/26 TAMU	44-24	15-15	13-9	14-4	38	53	41	8
1/29 Ala.	42-22	22-10	20-9	18-4	37	41	48	13
2/1 at Miss.	36-26	18-11	18-19	8-4	34	40	43	19
2/5 at Ga.	26-14	10-18	13-8	10-0	25	19	33	16
2/9 at UC	34-40	7-17	20-10	2-10	44	82	18	5
2/12 LSU	42-26	29-19	8-16	18-8	37	58	49	4
2/15 Vandy	50-32	29-18	18-8	21-12	38	35	51	24
2/19 at Ark.	30-26	13-14	9-13	8-6	39	53	34	3
2/23 Tenn.	44-30	10-8	21-8	2-5	56	64	15	2
Averages	39.9-22.9	17.7-12.3	15.6-8.7	11.9-4.7	40.3	39.0	37.4	14.9

Miscellaneous Stats			
Double-Doubles	2014-15	Career	Record
Alaina Coates	11	21	20-1
A'ja Wilson	4	4	4-0
Aleighsa Welch	2	21	18-3
Elem Ibiam	1	2	1-1
Tiffany Mitchell	0	4	4-0
20+ Points	2014-15	Career	Record
Tiffany Mitchell	4	12	12-0
A'ja Wilson	4	4	4-0
Alaina Coates	2	8	7-1
Bianca Cuevas	1	1	1-0
Elem Ibiam	1	1	1-0
Aleighsa Welch	0	5	3-2
10+ Points	2014-15	Career	Record
Tiffany Mitchell	23	68	60-8
A'ja Wilson	22	22	21-1
Alaina Coates	16	39	37-2
Aleighsa Welch	13	74	62-12
Elem Ibiam	8	33	29-4
Bianca Cuevas	7	7	7-0
Asia Dozier	3	12	11-1
Khadijah Sessions	3	18	17-1
Tina Roy	2	9	8-1
Jatarie White	2	2	2-0
Tiffany Davis	0	1	1-0
10+ Rebounds	2014-15	Career	Record
Alaina Coates	13	24	23-1
Aleighsa Welch	5	27	24-3
A'ja Wilson	4	4	4-0
Elem Ibiam	1	4	5-2
Tiffany Mitchell	0	7	6-1
Asia Dozier	0	1	1-0
5+ Assists	2014-15	Career	Record
Khadijah Sessions	4	9	9-0
Bianca Cuevas	4	4	4-0
Tina Roy	3	5	5-0
Tiffany Mitchell	1	8	8-0
Aleighsa Welch	1	2	2-0
Asia Dozier	0	8	8-0
Olivia Gaines	0	1	1-0
5+ Steals	2014-15	Career	Record
Tiffany Mitchell	3	8	8-0
Tiffany Davis	0	1	1-0
5+ Blocks	2014-15	Career	Record
Alaina Coates	1	3	3-0
Elem Ibiam	0	7	7-0
Aleighsa Welch	0	2	2-0

## South Carolina's Record When...

	SEC	All
Record.....	14-0	26-1
Playing a ranked opponent.....	4-0	6-1
Playing at home .....	7-0	13-0
Playing on the road .....	7-0	9-1
Playing at neutral site .....	0-0	4-0
Leading at half .....	13-0	23-0
Trailing at half .....	1-0	3-1
Tied at half .....	0-0	0-0
Playing an overtime game .....	0-0	0-0
0 players score in double figures .....	0-0	0-0
1 player scores in double figures .....	0-0	0-0
2 players score in double figures .....	4-0	6-0
3 players score in double figures .....	5-0	6-1
4 players score in double figures .....	2-0	6-0
5 players score in double figures .....	2-0	6-0
More than 5 players in double figures.....	1-0	2-0
Starters out-score opponent's starters .....	6-0	14-0
Opponent's starters score equal/more .....	8-0	12-1
Bench out-scores opponent's bench .....	13-0	23-1
Opponent's bench scores equal/more.....	1-0	3-0
SC Starters out-score SC Bench.....	4-0	11-1
SC Bench out-scores/ties SC Starters .....	10-0	15-0
Shooting 50% or better .....	6-0	12-0
Shooting between 40-49% .....	5-0	9-0
Shooting between 30-39% .....	3-0	5-1
Shooting less than 30% .....	0-0	0-0
Opponent shoots 50% or better .....	0-0	0-1
Opponent shoots between 40-49% .....	4-0	5-0
Opponent shoots between 30-39% .....	7-0	15-0
Opponent shoots less than 30% .....	3-0	6-0
Shooting better than opponent.....	12-0	23-0
Shooting worse than/equal to opponent .....	2-0	3-1
Having more FTs made than opponent .....	11-0	19-0
Having equal/less FTs made than opponent .....	3-0	7-1
Out-rebounding opponent.....	14-0	24-1
Having equal/less rebounds than opponent .....	0-0	2-0
Having more TOs than opponent .....	7-0	9-1
Having equal or less TOs than opponent.....	7-0	17-0
Attempting more FT than 3FG.....	13-0	22-1
Attempting equal/less FT than 3FG .....	1-0	4-0
Making 5 or more 3FGs.....	6-0	14-1
Making less than 5 3FGs.....	8-0	12-0
Making no 3 FGs.....	0-0	0-0
Attempting 15 or more 3FGs.....	6-0	12-0
Attempting less than 15 3FGs .....	8-0	14-1

	SEC	All
No South Carolina players foul out .....	12-0	22-1
One or more SC players foul out.....	2-0	4-0
Having 20 or more assists.....	3-0	11-0
Having less than 20 assists.....	11-0	15-1
Scoring more pts. in paint than opponent .....	14-0	25-0
Scoring equal/less pts. in paint than opp. ....	0-0	1-1
Scoring more pts. off TOs than opponent .....	9-0	18-0
Scoring equal/less pts. off TOs than opp. ....	5-0	8-1
Scoring more 2nd-chance pts. ....	9-0	18-1
Scoring equal/less 2nd-chance pts.....	5-0	8-0
Scoring more fast break pts.....	12-0	20-0
Scoring equal/less fast break pts.....	2-0	6-1
Wearing white uniforms .....	5-0	15-0
Wearing black uniforms .....	7-0	9-1
Wearing pink uniforms .....	2-0	2-0
Playing in tournaments/classics .....		4-0
Playing on live television .....	12-0	15-1
Playing in November.....		5-0
Playing in December .....		7-0
Playing in January .....	8-0	8-0
Playing in February .....	6-0	6-1
Playing in March.....	0-0	0-0
Playing during the day.....	4-0	9-0
Playing at night .....	10-0	17-1
Playing on Sunday.....	4-0	8-0
Playing on Monday.....	3-0	4-1
Playing on Tuesday.....	0-0	0-0
Playing on Wednesday.....	0-0	1-0
Playing on Thursday.....	6-0	9-0
Playing on Friday .....	1-0	2-0
Playing on Saturday.....	0-0	2-0
Margin is less than 5 pts. ....	0-0	2-0
Margin is between 5-9.....	2-0	3-0
Margin is between 10-19.....	5-0	5-0
Margin is 20 pts. or more.....	7-0	16-1
Having a 20-pt. scorer.....	5-0	9-0
Having a 30-pt. scorer.....	0-0	0-0
Scoring 49 points or less.....	0-0	0-0
Scoring 50-59 points.....	1-0	2-0
Scoring 60-69 points.....	3-0	6-1
Scoring 70-79 points.....	6-0	7-0
Scoring 80-89 points.....	5-0	7-0
Scoring 90-99 points.....	0-0	2-0
Scoring 100 points or more.....	1-0	2-0



## The Last Time...

### Individual

#### Scored 50 Points

**South Carolina** 51, Jocelyn Penn vs. Stetson, 1/4/03  
**Opponent** Never

#### Scored 40 Points

**South Carolina** 51, Jocelyn Penn vs. Stetson, 1/4/03  
**Opponent** 46, Cornelia Gayden, LSU, 1/14/95

#### Scored 30 Points

**South Carolina** 30, Ieasia Walker vs. Clemson, 11/18/10  
**Opponent** 32, LaQueta Ferguson, Florida International, 11/25/07

#### Grabbed 20 Rebounds

**South Carolina** 25, Kelsey Bone vs. Boston University, 12/28/09  
**Opponent** 24, Courtney Paris, Oklahoma, 12/30/07

#### Grabbed 15 Rebounds

**South Carolina** 16, Alaina Coates vs. CSU Northridge, 3/23/14  
**Opponent** 17, Briana Day, Syracuse, 11/28/14

#### Two Players with 20 or More Points

**South Carolina** Tiffany Mitchell 20/A'ja Wilson 20 vs. Vanderbilt, 2/15/15  
**Opponent** Kaleena Mosqueda-Lewis 23/Breanna Stewart 22 at UConn, 2/9/15

#### Two Players with 10 or More Rebounds

**South Carolina** Alaina Coates 14/A'ja Wilson 10 vs. Auburn, 1/2/15  
**Opponent** Shela Boykin 12/Danielle Ballard 12, LSU, 2/12/15

#### Had 10 Assists

**South Carolina** 10, Tina Roy vs. Savannah State, 12/14/14  
**Opponent** 11, Marneshia Richard, Mississippi State, 1/21/07

#### Had Five Steals

**South Carolina** 5, Tiffany Mitchell at Arkansas, 2/19/15  
**Opponent** 5, Danielle Ballard, LSU, 2/12/15

#### Had Five Blocked Shots

**South Carolina** 5, Alaina Coates vs. Alabama, 1/29/15  
**Opponent** 5, Breanna Stewart, at UConn, 2/9/15

#### Had a Double-Double

**South Carolina** Aleighsa Welch (19 pts/14 rebs) vs. Tennessee, 2/23/15  
**Opponent** Cierra Burdick (16 pts, 10 rebs), Tennessee, 2/23/15

#### Two Players had a Double-Double

**South Carolina** Alaina Coates (11 pts/14 rebs)/A'ja Wilson (12 pts/10 rebs) vs. Auburn, 1/2/15  
**Opponent** Sheila Boykin (12 pts/12 rebs)/Danielle Ballard (16 pts/12 rebs), LSU, 2/12/15

#### Three Players had a Double-Double

**South Carolina** Ashley Bruner (16 pts/12 rebs)/Aleighsa Welch (16 pts/ 11 rebs)/Elem Ibiyam (12 pts/10 rebs) vs. Kansas, 3/25/13  
**Opponent** Merlakia Jones (26 pts/10 rebs)/Takilya Davis (19 pts/13 rebs)/DeLisha Milton (14 pts/15 rebs), at Florida, 2/20/94

#### Had a Triple-Double

**South Carolina** Iva Sliskovic (18 pts, 15 rebs, 10 assts) vs. High Point, 12/20/06  
**Opponent** Never

### Team

#### Scored 100 Points

**South Carolina** 102 vs. North Carolina A&T, 3/21/08  
**Opponent** 103, Clemson, 11/21/03

#### Won by 30 or More Points

**South Carolina** 89-59 (30) vs. Vanderbilt, 2/15/15  
**Opponent** 66-34 (32), Georgia, 3/4/11

#### Shot 65% or Better from the Field

**South Carolina** .652 (45-69) vs. East Tennessee State, 12/19/00  
**Opponent** Never

#### Shot 60% or Better from the Field

**South Carolina** .603 (35-58) vs. NC Central, 12/1/14  
**Opponent** .604 (29-48), Vanderbilt, 1/18/01

#### Shot 50% or Better from the Field

**South Carolina** .521 (25-48) at Arkansas, 2/19/15  
**Opponent** .554 (31-56), at UConn, 2/9/15

#### No Players in Double-Figure Points

**South Carolina** at Auburn, 1/19/12  
**Opponent** at Georgia, 2/5/15

#### Five Players in Double-Figure Points

**South Carolina** at Ole Miss, 2/1/15  
**Opponent** Arkansas, 2/14/10

#### More Than Five Players in Double-Figure Points

**South Carolina** 6 at Alabama 1/8/15  
**Opponent** 6 at Georgia, 2/13/03

#### Faced AP Top-25 Opponent

**Win** 71-66 vs. No. 6 Tennessee, 2/23/15  
**Loss** 87-62 at No. 2 UConn, 2/9/15

#### Faced AP Top-10 Opponent

**Win** 71-66 vs. No. 6 Tennessee, 2/23/15  
**Loss** 87-62 at No. 2 UConn, 2/9/15

#### Faced AP Top-5 Opponent

**Win** 55-50 vs. No. 5 Kentucky, 1/24/13  
**Loss** 87-62 at No. 2 UConn, 2/9/15

#### Faced AP No. 1 Team

**Win** Never  
**Loss** 49-53 vs. No. 1 Stanford, 12/19/12

#### Overtime Game

**Win** 58-55 vs. Drexel, 11/28/12  
**Loss** 65-57 at Texas A&M, 1/16/14

#### Double-Overtime Game

**Win** 92-91 at Florida State, 2/4/91  
**Loss** 92-94 at Clemson, 11/19/09

#### South Carolina Was Ranked (AP Poll)

**No. 1** 2/9/15  
**Top 10** No. 2, 2/23/15  
**Top 25** No. 2, 2/23/15

## 2014-15 Team High/Low

South Carolina Highs	South Carolina Lows	Category	Opponent Lows	Opponent Highs
111 vs. Savannah State, 12/14	51 at Duke, 12/7	<b>Points in Game</b>	26, NC Central, 12/1	87, at UConn, 2/9/15
60 (1st) vs. Savannah State, 12/14	17 (1st) at Duke, 12/7	<b>Points in Half</b>	10 (2nd), NC Central, 12/1	47 (1st) at UConn, 2/9/15
38 vs. Savannah State, 12/14	20 at Duke, 12/7	<b>Field Goals Made</b>	10, NC Central, 12/1	31 at UConn, 2/9/15
38 vs. Clemson, 11/20				
72 vs. Central Michigan, 12/20	48 at Arkansas, 2/19	<b>Field Goal Attempts</b>	45, NC Central, 12/1	70, vs. LSU, 2/12
72 vs. Clemson, 11/20				70, at Florida, 1/19
.638 (37-58) at Alabama, 1/8	.338 (23-68) vs. Kentucky, 1/11	<b>FG Percentage</b>	.207 (12-58) at Georgia, 2/5	.554 (31-56), at UConn, 2/9/15
11 at Alabama, 1/8	1 vs. Tennessee, 2/23	<b>3-Point FG Made</b>	1, vs. LSU, 2/12	8, at UConn, 2/9/15
	1 vs. Texas A&M, 1/26		1, at Florida, 1/15	
	1 vs. Savannah State, 12/14		1, at LSU, 1/4	
			1, Savannah State, 12/14	
28 vs. C. of Charleston, 11/14	4 vs. Texas A&M, 1/26	<b>3-Point FG Attempts</b>	4, Vanderbilt, 2/15	22, at Missouri, 1/15
				22, Syracuse, 11/28
.583 (7-12) vs. LSU, 2/12	.125 (1-8) vs. Savannah St., 12/14	<b>3-Point FG Percentage</b>	.067 (1-15), at Florida, 1/19	.727 (8-11), at UConn, 2/9/15
34 vs. Savannah State, 12/14	3 vs. Central Michigan, 12/20	<b>Free Throws Made</b>	3, Texas A&M, 1/26	17, at UConn, 2/9/15
			3, at Florida, 1/19	17, at Alabama, 1/8
			3, Clemson, 11/20	
47 vs. Savannah State, 12/14	9 vs. Central Michigan, 12/20	<b>Free Throw Attempts</b>	4, at Florida, 1/19	23, at UConn, 2/9/15
.850 (17-20) at Alabama, 1/8	.333 (3-9) vs. Central Mich., 12/20	<b>FT Percentage</b>	.364 (8-22) at Ole Miss, 2/1	1.000 (6-6), Liberty, 12/21
56 vs. Savannah State, 12/14	30 at Alabama, 1/8	<b>Rebounds</b>	20, Charlotte, 12/4	50, Syracuse, 11/28
26 vs. NC Central, 12/1	6 at Missouri, 1/15	<b>Assists</b>	2, NC Central, 12/1	18, at UConn, 2/9/15
21 vs. NC Central, 12/1	2 at Hampton, 12/17	<b>Steals</b>	1, Wisconsin, 11/27	13, at LSU, 1/4
11 at Arkansas, 2/15	1 at UConn, 2/9/15	<b>Blocked Shots</b>	0, at Ole Miss, 2/1	9, Liberty, 12/21
	1 vs. San Diego St., 11/23		0, at Missouri, 1/15	
23 at LSU, 1/4	5 vs. Tennessee, 2/23	<b>Turnovers</b>	10, at Hampton, 12/17	29, San Diego St., 11/23
	5 vs. Syracuse, 11/28			
20 vs. Texas A&M, 1/26	7 vs. Central Michigan, 12/20	<b>Fouls</b>	11, at UConn, 2/9/15	32, at Ole Miss, 2/1
	7 vs. San Diego St., 11/23			
	7 vs. Clemson, 11/20			

## 2014-15 Individual Superlatives

Category	South Carolina	Opponent
<b>Points in Game</b>	26 by A'ja Wilson vs. LSU, 2/12	26 by Hasina Muhammad, Auburn, 1/2
<b>Points in Half</b>	15 (1st) by Tiffany Mitchell vs. Vanderbilt, 2/15 15 (1st) by Tiffany Mitchell vs. Syracuse, 11/28	18 (2nd) by Hasina Muhammad, Auburn, 1/2
<b>Field Goals Made</b>	9 by Aleighsa Welch vs. Tennessee, 2/23	9 by Crystal Bradford, Central Michigan, 12/20
<b>Field Goal Attempts</b>	17 by Aleighsa Welch at UConn, 2/9 17 by A'ja Wilson vs. Auburn, 1/2	21 by Danielle Ballard, LSU, 2/12 21 by Courtney Williams, Texas A&M, 1/26 21 by Brianna Butler, Syracuse, 11/28
<b>FG Percentage</b>	1.000 (7-7) by Elem Ibiama vs. Charlotte, 12/4	1.000 (5-5) by Drew Edelman, Southern Cal, 11/15
<b>3-Point FG Made</b>	6 by Tiffany Mitchell at Hampton, 12/17 6 by Tiffany Mitchell vs. San Diego State, 11/23	5 by Kaleena Mosqueda-Lewis, at UConn, 2/9
<b>3-Point FG Attempts</b>	9 by Tina Roy vs. Syracuse, 11/28	10 by Brianna Butler, Syracuse, 11/28
<b>3-Point FG Percentage</b>	1.000 (6-6) by Tiffany Mitchell vs. San Diego State, 11/23	1.000 (3-3) by Calli Berna, at Arkansas, 2/15 1.000 (3-3) by Hillary Sigmon, Charlotte, 12/4
<b>Free Throws Made</b>	11 by A'ja Wilson vs. LSU, 2/12 11 by Tiffany Mitchell vs. Kentucky, 1/11	10 by Hasina Muhammad, Auburn, 1/2
<b>Free Throw Attempts</b>	15 by A'ja Wilson vs. LSU, 2/12	11 by Breanna Stewart, at UConn, 2/9 11 by Meoshonti Knight, at Alabama, 1/8 11 by Briana Day, Syracuse, 11/28
<b>FT Percentage</b>	1.000 (7-7) by Tiffany Mitchell at Arkansas, 2/15	1.000 (10-10) by Hasina Muhammad, Auburn, 1/2
<b>Rebounds</b>	14 by Aleighsa Welch vs. Tennessee, 2/23 14 by Aleighsa Welch at Georgia, 2/5 14 by Aleighsa Welch at Missouri, 1/15 14 by Alaina Coates vs. Auburn, 1/2	17 by Briana Day, Syracuse, 11/28
<b>Assists</b>	10 by Tina Roy vs. Savannah State, 12/14	9 by Alexis Peterson, Syracuse, 11/28
<b>Steals</b>	7 by Tiffany Mitchell vs. NC Central, 12/1	5 by Danielle Ballard, LSU, 2/12
<b>Blocked Shots</b>	5 by Alaina Coates vs. Alabama, 1/29/15	6 by Ashley Rininger, Liberty, 12/21
<b>Turnovers</b>	6 by A'ja Wilson at Georgia, 2/5 6 by Tiffany Mitchell vs. Southern Cal, 11/15	8 by Danielle Ballard, LSU, 2/12

## Career Highs

### Alaina Coates

<b>Pts</b>	24, 2x, last vs. Ole Miss, 1/30/14
<b>FG</b>	11 vs. Vanderbilt, 1/5/14
<b>FGA</b>	16 vs. Vanderbilt, 1/5/14
<b>FG %</b>	1.000 (7-7) vs. SC St., 12/22/13
<b>FT</b>	11 at San Diego St., 11/23/13
<b>FTA</b>	15 at San Diego St., 11/23/13
<b>FT %</b>	1.000 (9-9) vs. SC St., 12/22/13
<b>Reb</b>	17 vs. Kentucky, 1/9/14
<b>Off Reb</b>	7 vs. Kentucky, 1/9/14
<b>Def Reb</b>	13 vs. CSU Northridge, 3/23/14
<b>Blk</b>	5, 3x, last vs. Alabama, 1/29/15
<b>Stl</b>	3, 2x, last at Florida, 1/19/15
<b>Asst</b>	3, 2x, last vs. Texas A&M, 1/26/15
<b>Min</b>	30 vs. Southern Cal, 11/15/14

### Biana Cuevas

<b>Pts</b>	21 at Ole Miss, 2/1/15
<b>FG</b>	7 at Georgia, 2/5/15
<b>FGA</b>	14 at Georgia, 2/5/15
<b>FG %</b>	.833 (5-6) at Hampton, 12/17/14
<b>3FG</b>	2, 4x, last at Georgia, 2/5/15
<b>3FGA</b>	6 vs. Clemson, 11/20/14
<b>3FG %</b>	.667 (2-3) at Hampton, 12/17/14
<b>FT</b>	9 at Ole Miss, 2/1/15
<b>FTA</b>	11 at Ole Miss, 2/1/15
<b>FT %</b>	1.000 (4-4) at Alabama, 1/8/15
<b>Reb</b>	4, 3x, last at Georgia, 2/5/15
<b>Off Reb</b>	3 vs. Alabama, 1/29/15
<b>Stl</b>	4, 2x, last vs. Savannah State, 12/14/14
<b>Asst</b>	5, 4x, last vs. Vanderbilt, 2/15/15
<b>Min</b>	24 at Ole Miss, 2/1/15

### Tiffany Davis

<b>Pts</b>	11 vs. Ole Miss, 1/30/14
<b>FG</b>	3 vs. Savannah State, 12/28/13
<b>FGA</b>	6 vs. SC State, 12/22/13
<b>FG %</b>	1.000 (3-3) vs. Savannah St, 12/28/13
<b>3FG</b>	2, 3x, last vs. Ole Miss, 1/30/14
<b>3FGA</b>	5 vs. Winthrop, 12/20/13
<b>3FG %</b>	1.000 (2-2), 3x, last vs. Ole Miss, 1/30/14
<b>FT</b>	4 at Tennessee, 3/2/14
<b>FTA</b>	4 at Tennessee, 3/2/14
<b>FT %</b>	1.000 (4-4) at Tennessee, 3/2/14
<b>Reb</b>	6 at Arkansas, 1/2/14
<b>Off Reb</b>	2 vs. Arkansas, 2/9/14
<b>Stl</b>	5 vs. Elon, 11/9/12
<b>Asst</b>	3, 4x, last vs. SC St., 12/22/13
<b>Min</b>	30 at Arkansas, 1/2/14

### Asia Dozier

<b>Pts</b>	16, 2x, at San Diego St., 11/23/13
<b>FG</b>	6, 2x, last at Alabama, 1/8/15
<b>FGA</b>	13 at San Diego St., 11/23/13
<b>FG %</b>	1.00 (4-4) at Kentucky, 2/14/13
<b>3FG</b>	4 at San Diego State, 11/23/13
<b>3FGA</b>	10 at San Diego St., 11/23/13
<b>3FG %</b>	1.000 (2-2), 2x, last vs. Savannah St, 12/28/13
<b>FT</b>	4, 2x, last vs. Oregon St., 3/25/14
<b>FTA</b>	7 vs. Elon, 11/9/12
<b>FT %</b>	1.000 (4-4) vs. Oregon State, 3/25/14
<b>Reb</b>	10 vs. Elon, 11/9/12
<b>Off Reb</b>	4 vs. Elon, 11/9/12
<b>Stl</b>	2, 7x, last at Alabama, 1/8/15
<b>Asst</b>	6, 2x, last vs. Georgia, 3/7/14
<b>Min</b>	40 at Arkansas, 1/2/14

### Kaydra Duckett

<b>Pts</b>	2, 2x, last vs. Savannah State, 12/14/14
<b>FGA</b>	3 vs. Savannah State, 12/14/14
<b>FT</b>	2 vs. Savannah State, 12/14/14
<b>FTA</b>	2 vs. Savannah State, 12/14/14
<b>FT %</b>	1.000 (2-2) vs. Savannah State, 12/14/14
<b>Reb</b>	4 vs. Savannah State, 12/14/14
<b>Stl</b>	1, 3x, last at UConn, 2/9/15
<b>Asst</b>	1, 2x, last vs. Savannah State, 12/14/14
<b>Blk</b>	1, 2x, last vs. Central Michigan, 12/20/14
<b>Min</b>	7 vs. Savannah State, 12/14/14

### India Farmer

<b>Pts</b>	3, 2x, last vs. Alabama, 1/19/14
<b>FG</b>	1, 2x, last vs. Alabama, 1/19/14
<b>FGA</b>	3 vs. NC Central, 12/2/13
<b>FG %</b>	.333 (1-3) vs. NC Central, 12/2/13
<b>3FG</b>	1, 2x, last vs. Alabama, 1/19/14
<b>3FGA</b>	2 vs. NC Central, 12/2/13
<b>3FG %</b>	.500 (1-2) vs. NC Central, 12/2/13
<b>FT</b>	2 at Florida, 1/19/15
<b>FTA</b>	2, 2x, last, at Florida, 1/19/15
<b>FT %</b>	1.000 (2-2) at Florida, 1/19/15
<b>Reb</b>	3 vs. NC Central, 12/2/13
<b>Off Reb</b>	1, 3x, last vs. Clemson, 11/20/14
<b>Min</b>	11 vs. NC Central, 12/2/13

### Olivia Gaines

<b>Pts</b>	7 vs. Savannah State, 12/28/13
<b>FG</b>	3 vs. Savannah State, 12/28/13
<b>FGA</b>	5 vs. Liberty, 12/21/14
<b>FG %</b>	1.000 (2-2) at Texas A&M, 1/16/14
<b>FT</b>	3 vs. Arkansas, 2/9/14
<b>FTA</b>	3 vs. Arkansas, 2/9/14
<b>FT %</b>	1.000 (3-3) vs. Arkansas, 2/9/14
<b>Reb</b>	5, 2x, last vs. Clemson, 11/20/14
<b>Off Reb</b>	3, 2x, last vs. Clemson, 11/20/14
<b>Stl</b>	3, 2x, last vs. Liberty, 12/21/14
<b>Asst</b>	5 vs. Charleston Sthrn., 11/8/13
<b>Min</b>	23 vs. Alabama, 1/19/14

### Elem Ibiam

<b>Pts</b>	21 vs. Savannah State, 12/14/14
<b>FG</b>	8 vs. Alabama, 3/7/13
<b>FGA</b>	14 at Charlotte, 12/8/13
<b>FG %</b>	1.000 (7-7), 2x, last vs. Charlotte, 12/4/14
<b>FT</b>	7 vs. Savannah State, 12/14/14
<b>FTA</b>	10 vs. Louisiana Tech, 11/10/13
<b>FT %</b>	1.00 (4-4) vs. Alabama, 1/19/14
<b>Reb</b>	12, 2x, last vs. Central Michigan, 12/20/14
<b>Off Reb</b>	6, 2x, last vs. Central Michigan, 12/20/14
<b>Def Reb</b>	10 at Texas A&M, 1/16/14
<b>Blk</b>	7 at Mississippi State, 2/6/14
<b>Stl</b>	2, 5x, last vs. North Carolina, 12/18/13
<b>Asst</b>	3 vs. South Dakota St., 3/23/13
<b>Min</b>	34 at Texas A&M, 1/16/14

### Tiffany Mitchell

<b>Pts</b>	25 vs. Georgia, 2/27/14
<b>FG</b>	8, 5x, last vs. Vanderbilt, 2/15/15
<b>FGA</b>	17 vs. Tennessee, 1/3/13
<b>FG %</b>	.857 (6-7) vs. Savannah State, 12/14/14
<b>3FG</b>	6, 2x, last at Hampton, 12/17/14
<b>3FGA</b>	8, 2x, last at Hampton, 12/17/14
<b>3FG %</b>	1.000 (6-6) vs. San Diego State, 11/23/14
<b>FT</b>	13 vs. CSU Northridge, 3/23/14
<b>FTA</b>	17 vs. CSU Northridge, 3/23/14
<b>FT %</b>	1.000 (10-10) vs. Georgia, 2/27/14
<b>Reb</b>	11, 5x, last at Arkansas, 1/2/14
<b>Off Reb</b>	6 at Florida, 1/20/13
<b>Blk</b>	3 at Arkansas, 2/19/15
<b>Stl</b>	7 vs. NC Central, 12/1/14
<b>Asst</b>	9 at San Diego State, 11/23/13
<b>Min</b>	40 vs. Syracuse, 11/28/14

### Tina Roy

<b>Pts</b>	15 vs. Presbyterian, 11/27/11
<b>FG</b>	5, 3x, last vs. Kentucky, 1/9/14
<b>FGA</b>	12 vs. Georgia, 3/2/12
<b>FG %</b>	1.000 (4-4) at Alabama, 1/8/15
<b>3FG</b>	5 vs. Presbyterian, 11/27/11
<b>3FGA</b>	9, 3x, last vs. Syracuse, 11/28/14
<b>3FG %</b>	1.000 (3-3) at Alabama, 1/8/15
<b>FT</b>	4 at Southern Cal, 11/25/13
<b>FTA</b>	4, 4x, last vs. Georgia, 2/27/14
<b>FT %</b>	1.000 (4-4) at Southern Cal, 11/25/13
<b>Reb</b>	8 at Mississippi State, 2/6/14
<b>Off Reb</b>	3, 2x, last vs. CSU Northridge, 3/23/14
<b>Stl</b>	3 vs. Southern Cal, 11/15/14
<b>Asst</b>	10 vs. Savannah State, 12/14/14
<b>Min</b>	31 vs. Vanderbilt, 1/5/14

### Khadijah Sessions

<b>Pts</b>	19 vs. Auburn, 2/3/13
<b>FG</b>	6, 2x, last vs. Seton Hall, 11/17/13
<b>FGA</b>	15 at Missouri, 2/28/13
<b>FG %</b>	.833 (5-6) vs. LSU, 2/12/15
<b>3FG</b>	3, 3x, last vs. Kentucky, 1/11/15
<b>3FGA</b>	6, 3x, last vs. Kentucky, 1/11/15
<b>3FG %</b>	1.00 (3-3) at Kentucky, 2/20/14
<b>FT</b>	8 vs. Auburn, 2/3/13
<b>FTA</b>	12 vs. Missouri, 2/2/14
<b>FT %</b>	1.00 (5-5) at Kentucky, 2/20/14
<b>Reb</b>	6 vs. Clemson, 11/20/14
<b>Off Reb</b>	3 at Missouri, 2/28/13
<b>Stl</b>	4, 9x, last at Arkansas, 2/19/15
<b>Asst</b>	8 vs. NC Central, 12/1/14
<b>Min</b>	37 at Southern Cal, 11/25/13

### Aleighsa Welch

<b>Pts</b>	23 vs. N. Carolina, 12/18/13
<b>FG</b>	10 at Kentucky, 2/20/14
<b>FGA</b>	19 at Tennessee, 3/2/14
<b>FG %</b>	1.000 (6-6), 2x, last vs. Auburn, 1/2/15
<b>FT</b>	10 at Xavier, 11/30/11
<b>FTA</b>	15 at Xavier, 11/30/11
<b>FT %</b>	1.00 (4-4) at Seton Hall, 12/2/12
<b>Reb</b>	17 vs. C. of Charleston, 11/14/13
<b>Off Reb</b>	9, 2x, last vs. Tennessee, 2/23/15
<b>Def Reb</b>	10, 2x, last at Missouri, 1/15/15
<b>Blk</b>	5, 2x, last at Kentucky, 2/20/14
<b>Stl</b>	3, 4x, last at Clemson, 11/20/13
<b>Asst</b>	5, 2x, last vs. LSU, 2/12/15
<b>Min</b>	43 at Texas A&M, 1/6/14

### Jatarie White

<b>Pts</b>	11 vs. Clemson, 11/20/14
<b>FG</b>	5 vs. Clemson, 11/20/14
<b>FGA</b>	12 vs. Clemson, 11/20/14
<b>FG %</b>	.600 (3-5) vs. San Diego State, 11/23/14
<b>FT</b>	2 vs. Wisconsin, 11/27/14
<b>FTA</b>	4 at Florida, 1/19/15
<b>FT %</b>	.667 (2-3) vs. Wisconsin, 11/27/14
<b>Reb</b>	7 at Georgia, 2/5/15
<b>Off Reb</b>	3, 2x, last vs. Kentucky, 1/11/15
<b>Def Reb</b>	7 at Georgia, 2/5/15
<b>Blk</b>	2 at Georgia, 2/5/15
<b>Asst</b>	2, 2x, last vs. LSU, 2/12/15
<b>Min</b>	22 vs. San Diego St., 11/23/14

### A'ja Wilson

<b>Pts</b>	26 vs. LSU, 2/12/15
<b>FG</b>	8, 2x, last vs. Savannah State, 12/14/14
<b>FGA</b>	17 vs. Auburn, 1/2/15
<b>FG %</b>	.800 (8-10) vs. Savannah State, 12/14/14
<b>FT</b>	11 vs. LSU, 2/12/15
<b>FTA</b>	15 vs. LSU, 2/12/15
<b>FT %</b>	.909 (10-11) vs. Vanderbilt, 2/15/15
<b>Reb</b>	13 at LSU, 1/4/15
<b>Off Reb</b>	5, 2x, last vs. LSU, 2/12/15
<b>Def Reb</b>	10 at LSU, 1/4/15
<b>Blk</b>	3, 6x, last at Arkansas, 2/19/15
<b>Stl</b>	3, 4x, last vs. Central Michigan, 12/20/14
<b>Asst</b>	3, 3x, last at Alabama, 1/29/15
<b>Min</b>	28 vs. Kentucky, 1/11/15



# DAWN STALEY

## 7th Season at South Carolina Virginia, 1992

When three-time Olympic gold medalist Dawn Staley took the reins of the University of South Carolina women's basketball program on May 10, 2008, the Gamecocks' stature immediately rose not just in the Southeastern Conference but on the national stage as well. Building on a foundation of hard work, defensive effort and a "team first" mentality, South Carolina began to realize those expectations in 2011-12. The team's now four consecutive 25-win seasons mark the most successful four-year stretch in program history. The steady improvement of the team was capped the 2013-14 squad's 29-win effort that included the program's first SEC regular-season championship and No. 1 seed in the NCAA Tournament as well as the Gamecocks' second NCAA Sweet 16 appearance in three seasons. Continuing the program's progression in 2014-15, Staley became just the second woman in college basketball history to both play for and coach a No. 1-ranked team, joining Baylor's Kim Mulkey in the elite category. Staley's Virginia team was ranked No. 1 for a total of 24 weeks spanning her junior and senior seasons. She has led the Gamecocks to 12 weeks in the top spot in the Associated Press poll so far.

In her 14 seasons as a head coach, Staley has amassed a 319-152 record, including her 147-72 slate in six seasons at South Carolina. She has led her teams to 10 20-win seasons, a total of 11 postseason appearances (two WNIT), highlighted by the Gamecocks' pair of Sweet 16 appearances and 29 weeks in the Associated Press top 10, including 19 in the top five. The future continues to brighten as the nation's top recruits make Columbia, S.C., a highly coveted destination. Consistently signing the top players in the state, Staley's 2014 group illustrated the seeds her staff had been sowing since its arrival as the No. 1 recruit in the class joined two other top-35 entries among the five-member class that was ranked No. 2 in the nation.

While her coaching career is blossoming, Staley is still recognized for her body of work as a one of the most decorated participants in United States women's basketball history. The Naismith Memorial Basketball Hall of Fame solidified her legacy with her enshrinement into the Hall as part of the Class of 2013. The Phoenix Club of Philadelphia established the Dawn Staley Award recognizing the nation's top guard in women's Division I basketball in 2013 as well. Staley was inducted into the Women's Basketball Hall of Fame as part of the Class of 2012 and was one of the final nominees for induction to the U.S. Olympic Hall of Fame the same year. In the summer of 2011, the WNBA recognized her as one of the league's "Top 15," honoring the most influential players in the league's history.

At the helm of the Gamecocks over the last six seasons, Staley has been named National Coach of the Year (2014, Basketball Times), Naismith National Coach of the Year Finalist (2014), SEC Coach of the Year (2014, Coaches and AP) and BCA Female Coach of the Year (2012). She has coached an All-American, 12 All-SEC selections, five SEC All-Freshman team selections, an SEC Player of the Year, an SEC Sixth Player of the Year, an SEC Defensive Player of the Year and two SEC Freshmen of the Year. South Carolina's 29 wins in 2013-14 were one shy of the overall school record, breaking the best mark since joining the SEC of 25 set in 2011-12 and tied in 2012-13. The Gamecocks have won more SEC games than the season before in each of Staley's last five seasons, and her 52 SEC victories are more than any other Gamecock coach and account for 44.8 percent of the program's total 116 league wins. She has helped the Gamecocks to three of the program's four top-four finishes in the SEC, including the first regular-season championship in 2013-14.

# HEAD COACH

### Coaching Highlights

#### College

- 9 NCAA Tournament Appearances (3 at South Carolina)
- 9 20-Win Seasons (3 at South Carolina)
- 2 Regular-Season Conference Titles (SEC 2014; A-10 2008)
- Naismith National Coach of the Year Finalist (2014)
- Basketball Times National Coach of the Year (2014)
- Two-time WBCA Region Coach of the Year (Region 3 2014; Region 1 2005)
- Three-time Conference Coach of the Year (SEC 2014; A-10 2004, 2005)

#### USA Basketball

- Senior National Team Asst. Coach (2006-08, 2014-16) – FIBA World Championship gold medal (2014), Beijing Olympics gold medal (2008), FIBA Americas Championship gold medal (2007), FIBA World Championship bronze medal (2006)
- U18 National Team Head Coach – FIBA U18 Americas Championship gold medal (2014)
- Select Team Court Coach (Summer 2012)

### Playing Highlights

#### U.S. Professional – 11 seasons

- Five-time WNBA All-Star (2001, 2002, 2003, 2005, 2006)
- Two-time ABL All-Star (1997, 1998)
- WNBA All-Decade Team

#### USA Basketball

- Three-time Olympic gold medalist (1996, 2000, 2004)
- Flag bearer for U.S. in Olympic Games Opening Ceremony (2004)
- Two-time USA Basketball Female Athlete of the Year (1994, 2004)

#### College – Virginia (1989-92)

- Three-time Kodak All-America (1990, 1991, 1992)
- Honda-Broderick Cup Award for Collegiate Female Athlete of the Year (1991)
- Two-time ACC Player of the Year (1991, 1992)
- NCAA Tournament Most Outstanding Player (1991)

### Other Notables

- Naismith Memorial Basketball Hall of Fame, Class of 2013
- Order of the Palmetto Recipient (2013)
- Women's Basketball Hall of Fame, Class of 2012

### Year-by-Year Coaching Record

Year	School	Record	Conf. Rec.	Conf. Finish	Postseason
2000-01	Temple	19-11	11-5	2nd East	WNIT
2001-02	Temple	20-11	12-4	2nd East	A-10 Tourn. Champ./NCAA 1st Round
2002-03	Temple	14-15	9-7	2nd East	
2003-04	Temple	21-10	14-2	1st East	A-10 Tourn. Champ./NCAA 1st Round
2004-05	Temple	28-4	16-0	1st East*	A-10 Tourn. Champ./NCAA 2nd Round
2005-06	Temple	24-8	12-4	3rd	A-10 Tourn. Champ./NCAA 1st Round
2006-07	Temple	25-8	13-1	2nd	NCAA 2nd Round
2007-08	Temple	21-13	12-2	T-1st	NCAA 1st Round
2008-09	South Carolina	10-18	2-12	11th	
2009-10	South Carolina	14-15	7-9	T-7th	
2010-11	South Carolina	18-15	8-8	T-5th	WNIT 2nd Round
2011-12	South Carolina	25-10	10-6	T-4th	NCAA Sweet 16
2012-13	South Carolina	25-8	11-5	T-4th	NCAA 2nd Round
2013-14	South Carolina	29-5	14-2	1st	NCAA Sweet 16
2014-15	South Carolina	26-1	14-0		
<b>Career</b>	<b>15th season</b>	<b>319-152</b>	<b>165-67</b>		
<b>At SC</b>	<b>7th season</b>	<b>147-72</b>	<b>66-42</b>		



# ALAINA COATES

**6-4 • Sophomore • Center**  
**Irmo, S.C. • Dutch Fork**

- Has started five games this season
- Tied for the SEC lead with 11 double-doubles this season, ranking 38th in the nation ... is third in the SEC in rebounds and 20th in scoring ... among top 10 in blocks (3rd, 1.5/gm) and offensive rebounds (10th, 2.9 gm)
- Has scored in double figures 16 times and posted double-digit rebounds 13 times
- Has been the team's top scorer twice – Southern Cal, at Alabama
- Has led team in rebounds 13 times – Southern Cal, Clemson, Wisconsin, Charlotte, at Duke, Savannah State, at Hampton, Auburn, at Florida, Texas A&M, Alabama, at Ole Miss, at Arkansas
- Grabbed three of her six rebounds against #6/6 Tennessee (Feb. 23) in final 2:00 to help seal victory
- Scored on back-to-back possessions after the Razorbacks had pulled within 10 late in the second half at Arkansas (Feb. 19) as part of her 11th double-double of the season
- Needed just nine second-half minutes to score 12 of her total 14 points against Vanderbilt (Feb. 15)
- Owned the glass in second half against LSU (Feb. 12), grabbing seven of her eight boards in the final 20 minutes
- Hit all four free throw attempts on two possessions that sparked a 28-13 run to close the first half at Ole Miss (Feb. 1), turning an eight-point deficit into a seven-point halftime lead
- Matched her career high with five blocked shots against Alabama (Jan. 29)
- Had her best game against a ranked team this season with a double-double against #12/10 Texas A&M (Jan. 26), including nine points and six rebounds in second half to help deliver victory
- Dominated Florida's (Jan. 19) frontline on the glass for her fifth game of 13 or more rebounds
- Hit all six of her free throw attempts in final 2:00 at Missouri (Jan. 15) to seal Gamecocks' win
- Grabbed a pair of rebounds during game-changing 5-0 run midway through second half of win over #10/11 Kentucky (Jan. 11)
- Reeled in season-high 14 rebounds in SEC opener against Auburn (Jan. 2) with seven in each half en route to seventh double-double of the season
- Posted third-straight double-double against Central Michigan (Dec. 20), including 12 points in the second half
- After just six minutes of first-half play at Hampton (Dec. 17), posted 12 points and nine rebounds to hold off Lady Pirates in the second half en route to second-straight double-double
- Grabbed six of her team-high 10 rebounds at #9/8 Duke (Dec. 7) in the second half, including two defensive

## 2014-15 Game-by-Game

Opponent	Date	GS	MIN	FG-A	3FG-A	FTA	Reb	A	TO	B	S	TP
Southern Cal	11/15	*	30	6-8	0-0	6-6	4-9-13	0	1	2	0	18
Clemson	11/20	*	20	4-10	0-0	4-7	4-6-10	2	0	2	0	12
San Diego St.	11/23		18	5-8	0-0	0-1	2-3-5	0	1	0	0	10
vs. Wisconsin	11/27	*	17	3-7	0-0	1-4	4-5-9	0	0	1	0	7
vs. Syracuse	11/28	*	13	0-0	0-0	0-0	0-1-1	0	0	0	0	0
NC Central	12/1	*	21	4-7	0-0	1-2	0-5-5	1	1	2	0	9
Charlotte	12/4		23	4-7	0-0	7-10	5-8-13	3	1	2	0	15
at Duke	12/7		22	2-6	0-0	3-5	3-7-10	0	1	1	2	7
vs. Savannah St.	12/14		17	7-8	0-0	6-9	3-7-10	1	2	1	0	20
at Hampton	12/17		21	4-9	0-0	4-6	3-10-13	0	4	3	0	12
vs. C. Michigan	12/20		21	7-10	0-0	2-4	3-7-10	2	1	2	1	16
vs. Liberty	12/21		24	2-10	0-0	7-8	4-2-6	2	1	1	1	11
Auburn	1/2		20	3-4	0-0	5-9	5-9-14	0	0	1	1	11
at LSU	1/4		14	2-2	0-0	3-4	1-3-4	0	3	2	0	7
at Alabama	1/8		21	7-8	0-0	6-6	2-1-3	1	0	3	0	20
Kentucky	1/11		21	1-5	0-0	1-2	3-3-6	0	1	2	1	3
at Missouri	1/15		22	4-7	0-0	7-8	4-3-7	0	2	0	0	15
at Florida	1/19		21	3-5	0-0	0-1	2-11-13	1	3	2	3	6
Texas A&M	1/26		23	3-8	0-0	6-8	5-6-11	3	0	1	1	12
Alabama	1/29		25	5-7	0-0	4-5	1-9-10	1	3	5	1	14
at Ole Miss	2/1		24	2-5	0-0	6-7	5-5-10	1	2	2	1	10
at Georgia	2/5						— DNP (Coach's Decision) —					
at UConn	2/9		19	3-6	0-0	0-0	2-1-3	1	1	1	0	6
LSU	2/12		19	1-7	0-0	4-4	2-6-8	1	4	2	0	6
Vanderbilt	2/15		17	6-9	0-0	2-3	2-1-3	1	1	1	0	14
at Arkansas	2/19		27	5-8	0-0	4-5	3-8-11	0	3	1	0	14
vs. Tennessee	2/23		22	3-6	0-0	1-2	3-3-6	1	2	1	1	7

## Career Stats at South Carolina

Year	GP	GS	Min	Avg	FG	FGA	Pct	3FG	FGA	Pct	FT	FTA	Pct	Off	Def	Tot	Avg	PF	FO	A	TO	Blk	Stl	Pts	Avg
2013-14	34	1	668	19.6	148	242	.612	0	0	—	121	185	.654	82	203	285	8.4	83	1	11	57	73	17	417	12.3
2014-15	26	5	542	20.8	96	177	.542	0	0	—	90	126	.714	75	139	214	8.2	46	0	22	38	41	13	282	10.8
<b>Career Totals</b>	<b>60</b>	<b>6</b>	<b>1210</b>	<b>20.2</b>	<b>244</b>	<b>419</b>	<b>.582</b>	<b>0</b>	<b>0</b>	<b>—</b>	<b>211</b>	<b>311</b>	<b>.678</b>	<b>157</b>	<b>342</b>	<b>499</b>	<b>8.3</b>	<b>129</b>	<b>1</b>	<b>33</b>	<b>95</b>	<b>114</b>	<b>30</b>	<b>699</b>	<b>11.7</b>

# #41

## Career Highlights

- No. 25 Player in the Nation, espnW (2014-15)
- 2015 Naismith Trophy Top 50 Watch List
- 2015 Preseason All-SEC
- 2014 SEC Co-6th Player of the Year (Coaches)
- 2014 SEC Freshman of the Year (Coaches, AP)
- 2014 Freshman All-America First Team (Full Court)
- 2014 SEC All-Freshman Team
- 2014 All-SEC Second Team (Coaches)
- 5-time SEC Freshman of the Week

	Season	Career
<b>Double-Double</b>	11	21
<b>20+ Points</b>	2	8
<b>10+ Points</b>	16	39
<b>10+ Rebounds</b>	13	24
<b>5+ Blocks</b>	1	3
<b>Tm-High Points</b>	2	9
<b>Tm-High Rebs.</b>	13	31

Miscellaneous

<b>Pts</b> .....	24, 2x, last vs. Ole Miss, 1/30/14
<b>Rebs</b> .....	17 vs. Kentucky, 1/9/14
<b>Blks</b> .....	5, 3x, last vs. Alabama, 1/29/15
<b>Stls</b> .....	3, 2x, last at Florida, 1/19/15
<b>Assts</b> .....	3, 2x, last vs. Texas A&M, 1/26/15
<b>Min</b> .....	30 vs. Southern Cal, 11/15/14
<b>FG</b> .....	11 vs. Vanderbilt, 1/5/14
<b>FT</b> .....	11 at San Diego St., 11/23/13

Career Highs

<b>Pts</b> .....	20, 2x, last at Alabama, 1/8
<b>Rebs</b> .....	14 vs. Auburn, 1/2
<b>Blks</b> .....	5 vs. Alabama, 1/29
<b>Stls</b> .....	3 at Florida, 1/19
<b>Assts</b> .....	3, 2x, last vs. Texas A&M, 1/26
<b>Min</b> .....	30 vs. Southern Cal, 11/15
<b>FG</b> .....	7, 3x, last at Alabama, 1/8
<b>FT</b> .....	7, 3x, last at Missouri, 1/15

14-15 Season Highs

<b>Pts</b> .....	24, 2x, last vs. Ole Miss, 1/30/14
<b>Rebs</b> .....	17 vs. Kentucky, 1/9/14
<b>Blks</b> .....	5, 3x, last vs. Alabama, 1/29/15
<b>Stls</b> .....	3, 2x, last at Florida, 1/19/15
<b>Assts</b> .....	3 vs. Texas A&M, 1/26/15
<b>Min</b> .....	28 vs. Vanderbilt, 1/5/14
<b>FG</b> .....	11 vs. Vanderbilt, 1/5/14
<b>FT</b> .....	8, 2x, last vs. Georgia, 2/27/14

SEC Career Highs

in the critical final two minutes of the comeback win

- Responded to coming off the bench against Charlotte (Dec. 4) with a double-double and a career-high three assists in 23 minutes
- Shook off slow start vs. Clemson (Nov. 20) to finish with 12 points and 10 rebounds – eight points and seven rebounds of which came in second half
- Drew start in season opener vs. Southern Cal (Nov. 15) and delivered a double-double, scoring six unanswered points late in first half to help Gamecocks take lead into halftime



# BIANCA CUEVAS

**5-6 • Freshman • Guard**  
**Bronx, N.Y. • Nazareth Regional**

- Played in every game this season
- Averaging 7.3 points in SEC play, besting her non-conference average of 4.5
- Has scored in double figures seven times, including one 20-point game
- Has been the team's top scorer twice - at Ole Miss, at Georgia
- Has led team in assists five times – San Diego State, vs. Central Michigan, at Florida, Alabama, Vanderbilt
- Countered tough shooting day against Vanderbilt (Feb. 15) by tying career high with five assists and swiping three steals
- Paced offense for second-straight game with 16 points at #22/21 Georgia (Feb. 5) with nine of those coming during 14-2 run the broke open 7-7 game
- Scored the last six points of the first half at Ole Miss (Feb. 1) in just one minute en route to 21 points, nearly double her previous career high points
- Handed out four of her career-high tying five assists against Alabama (Jan. 29) in the first half, her highest total in SEC action
- Scored seven of her 11 points at Florida (Jan. 19) during a 14-4 second-half run
- Added three free throws to the late-game effort in win at Missouri (Jan. 15)
- Scored six of her 10 points against Auburn (Jan. 2) during 14-4 first-half run and added three during second-half rally after Tigers got within eight points with 12 minutes to play
- Dished out three of her fours assists in just 10 minutes of first-half action against Central Michigan (Dec. 20)
- Scored eight of her 12 points at Hampton (Dec. 17) in the second half, including a pair of 3s during key run late in the game
- Swiped four steals against Savannah State (Dec. 14), including three in a two-minute span midway through the first half to help Gamecocks build an insurmountable lead
- Handed out five assists against NC Central (Dec. 1), her second time this season
- Posted 11 points against San Diego State (Nov. 23) while leading team with five assists and four steals as well
- Strong outing against Clemson (Nov. 20) with no turnovers and a pair of 3s
- Came off the bench to play five minutes against Southern Cal (Nov. 15)

## 2014-15 Game-by-Game

Opponent	Date	GS	MIN	FG-A	3FG-A	FT-A	Reb	A	TO	B	S	TP
Southern Cal	11/15		5	0-3	0-2	0-1	0-1-1	0	1	0	1	0
Clemson	11/20		17	4-10	2-6	0-0	1-2-3	2	0	0	2	10
San Diego St.	11/23		17	4-6	1-3	2-2	0-3-3	5	1	0	4	11
vs. Wisconsin	11/27		14	1-5	0-2	0-0	1-0-1	1	0	0	0	2
vs. Syracuse	11/28		9	0-4	0-3	0-0	0-0-0	0	0	0	0	0
NC Central	12/1		20	1-4	1-4	1-2	0-1-1	5	1	2	3	4
Charlotte	12/4		6	0-2	0-0	0-0	0-1-1	1	1	0	0	0
at Duke	12/7		3	0-0	0-0	0-0	0-0-0	0	2	0	1	0
vs. Savannah St.	12/14		18	4-7	0-1	1-1	0-1-1	0	3	0	4	9
at Hampton	12/17		19	5-6	2-3	0-0	0-1-1	1	2	0	1	12
vs. C. Michigan	12/20		18	1-7	0-4	0-0	1-0-1	4	1	0	2	2
vs. Liberty	12/21		17	2-4	1-2	1-2	0-1-1	3	1	0	1	6
Auburn	1/2		20	4-8	0-2	2-3	0-0-0	1	2	1	1	10
at LSU	1/4		18	2-8	1-4	3-3	0-1-1	2	2	0	2	8
at Alabama	1/8		15	1-5	1-4	4-4	1-2-3	3	0	0	0	7
Kentucky	1/11		5	1-3	0-0	0-0	0-0-0	0	1	0	0	2
at Missouri	1/15		15	1-5	0-0	3-4	1-1-2	1	1	0	1	5
at Florida	1/19		19	4-8	1-3	2-2	0-2-2	4	1	0	0	11
Texas A&M	1/26		16	2-5	0-0	0-0	0-2-2	1	3	0	1	4
Alabama	1/29		22	3-6	0-2	0-0	3-1-4	5	5	0	2	6
at Ole Miss	2/1		24	5-8	2-4	9-11	1-3-4	0	2	0	1	21
at Georgia	2/5		20	7-14	2-4	0-1	1-3-4	2	2	0	2	16
at UConn	2/9		22	1-6	0-1	0-0	0-0-0	1	1	0	0	2
LSU	2/12		21	4-8	0-1	0-1	0-2-2	0	4	0	2	8
Vanderbilt	2/15		21	0-5	0-1	4-4	2-1-3	5	3	0	3	4
at Arkansas	2/19		2	0-1	0-0	0-0	0-0-0	0	0	0	0	0
vs. Tennessee	2/23		12	0-6	0-0	0-0	0-1-1	1	1	0	1	0

## Career Stats at South Carolina

Year	GP	GS	Min	Avg	FG	FGA	Pct	3FG	FGA	Pct	FT	FTA	Pct	Off	Def	Tot	Avg	PF	FO	A	TO	Blk	Stl	Pts	Avg
2014-15	27	0	415	15.4	57	154	.370	14	56	.250	32	41	.780	12	30	42	1.6	34	0	48	41	3	35	160	5.9

# #1

### Career Highlights

No. 35 recruit in 2014 class (espnW)  
2014 High School All-America (McDonald's)

	Season	Career	Miscellaneous
20+ Points	1	1	
10+ Points	7	7	
5+ Assists	4	4	
5+ Steals	0	0	
Tm-High Pts.	2	2	
Tm-High Assts.	5	5	

		Career Highs
Pts	21 at Ole Miss, 2/1/15	
Rebs	4, 4x, last at Georgia, 2/5/15	
Stls	4, 2x, last vs. Savannah St., 12/14/14	
Assts	5, 4x, last vs. Vanderbilt, 2/15/15	
Blks	2 vs. NC Central, 12/1/14	
Min	24 at Ole Miss, 2/1/15	
FG	7 at Georgia, 2/5/15	
3FG	2, 4x, last at Georgia, 2/5/15	
FT	9 at Ole Miss, 2/1/15	

		SEC Career Highs
Pts	21 at Ole Miss, 2/1/15	
Rebs	4, 3x, last at Georgia, 2/5/15	
Blks	1 vs. Auburn, 1/2/15	
Stls	3 vs. Vanderbilt, 2/15/15	
Assts	5, 2x, last vs. Vanderbilt, 2/15/15	
Min	24 at Ole Miss, 2/1/15	
FG	7 at Georgia, 2/5/15	
3FG	2, 2x, last at Georgia, 2/5/15	
FT	9 at Ole Miss, 2/1/15	



# TIFFANY DAVIS

**5-7 • Sophomore • Guard**  
**Houston, Texas • Westbury Christian**

- Has played in 14 games this season
- Scored a season-high four points in just four minutes at Alabama (Jan. 8), hitting a 3 for the second time in as many games
- Draining a 3 from the top of the key as the shot clock was winding down to help hold off Lady Tigers' rally late in first half at LSU (Jan. 4)
- Tied season high with three points, all on free throws, against Savannah State (Dec. 14)
- Made her season debut against Clemson (Nov. 20), hitting a second-half 3 and handing out a pair of assists in just eight minutes.

## 2014-15 Game-by-Game

Opponent	Date	GS	MIN	FG-A	3FG-A	FTA	Reb	A	TO	B	S	TP
Southern Cal	11/15						— DNP (Coach's Decision) —					
Clemson	11/20		8	1-2	1-2	0-0	0-1-1	2	0	0	0	3
San Diego St.	11/23		8	0-3	0-2	0-1	2-0-2	1	2	0	0	0
vs. Wisconsin	11/27		6	1-2	0-1	0-0	0-0-0	0	1	0	0	2
vs. Syracuse	11/28						— DNP (Coach's Decision) —					
NC Central	12/1		6	0-1	0-1	0-0	0-1-1	1	0	0	0	0
Charlotte	12/4						— DNP (Coach's Decision) —					
at Duke	12/7						— DNP (Coach's Decision) —					
vs. Savannah St.	12/14		10	0-0	0-0	3-4	0-1-1	1	0	0	0	3
at Hampton	12/17		3	0-0	0-0	0-0	0-1-1	0	2	0	0	0
vs. C. Michigan	12/20		4	0-0	0-0	0-0	0-0-0	0	0	0	0	0
vs. Liberty	12/21		5	0-0	0-0	0-0	1-0-1	0	0	0	0	0
Auburn	1/2		1	0-0	0-0	0-0	0-0-0	0	0	0	0	0
at LSU	1/4		11	1-1	1-1	0-0	0-3-3	2	3	0	0	3
at Alabama	1/8		4	1-1	1-1	1-2	1-0-1	0	0	0	0	4
Kentucky	1/11		1	0-0	0-0	0-0	0-0-0	0	0	0	0	0
at Missouri	1/15						— DNP (Coach's Decision) —					
at Florida	1/19		6	1-2	1-2	0-0	0-2-2	0	1	0	0	3
Texas A&M	1/26		4	0-1	0-1	2-2	0-2-2	0	0	0	0	2
Alabama	1/29						— DNP (Coach's Decision) —					
at Ole Miss	2/1						— DNP (Injury) —					
at Georgia	2/5						— DNP (Coach's Decision) —					
at UConn	2/9						— DNP (Coach's Decision) —					
LSU	2/12						— DNP (Coach's Decision) —					
Vanderbilt	2/15						— DNP (Coach's Decision) —					
at Arkansas	2/19						— DNP (Coach's Decision) —					
vs. Tennessee	2/23						— DNP (Injury) —					

## Career Stats at South Carolina

Year	GP	GS	Min	Avg	FG	FGA	Pct	3FG	FGA	Pct	FT	FTA	Pct	Off	Def	Tot	Avg	PF	FO	A	TO	Blk	Stl	Pts	Avg
2012-13	3	0	40	13.3	4	8	.500	1	4	.250	3	4	.750	1	3	4	1.3	2	0	4	2	0	5	12	4.0
2013-14	32	7	356	11.1	23	59	.390	12	30	.400	19	26	.731	5	27	32	1.0	29	0	29	40	1	4	77	2.4
2014-15	14	0	77	5.5	5	13	.385	4	11	.364	6	9	.667	4	11	15	1.1	5	0	7	9	0	0	20	1.4
<b>Career Totals</b>	<b>49</b>	<b>7</b>	<b>473</b>	<b>9.7</b>	<b>32</b>	<b>80</b>	<b>.400</b>	<b>17</b>	<b>45</b>	<b>.378</b>	<b>28</b>	<b>39</b>	<b>.718</b>	<b>10</b>	<b>41</b>	<b>51</b>	<b>1.0</b>	<b>36</b>	<b>0</b>	<b>40</b>	<b>51</b>	<b>1</b>	<b>9</b>	<b>109</b>	<b>2.2</b>

# #15

	Season	Career
10+ Points	0	1
5+ Assists	0	0
5+ Steals	0	1
Tm-High Pts.	0	0
Tm-High Assts.	0	0

Miscellaneous

Pts	11 vs. Ole Miss, 1/30/14
Rebs	6 at Arkansas, 1/2/14
Blks	1 vs. Charleston Southern, 11/8/13
Stls	5 vs. Elon, 11/9/12
Assts	3, 4x, last vs. SC State, 12/22/13
Min	30 at Arkansas, 1/2/14
FG	3 vs. Savannah State, 12/28/13
3FG	2, 3x, last vs. Ole Miss, 1/30/14
FT	5 vs. Ole Miss, 1/30/14

Career Highs

Pts	4 at Alabama, 1/8
Rebs	3 at LSU, 1/4
Blks	
Stls	
Assts	2, 2x, last at LSU, 1/4
Min	11 at LSU, 1/4
FG	1, 5x, last at Florida, 1/19
3FG	1, 4x, last at Florida, 1/19
FT	3 vs. Sav. St., 12/14

14-15 Season Highs

Pts	11 vs. Ole Miss, 1/30/14
Rebs	6 at Arkansas, 1/2/14
Blks	2 vs. Ole Miss, 1/30/14
Stls	
Assts	2, 4x, last at LSU, 1/4/15
Min	30 at Arkansas, 1/2/14
FG	2, 2x, last at Miss. St., 2/6/14
3FG	2 vs. Ole Miss, 1/30/14
FT	5 vs. Ole Miss, 1/30/14

SEC Career Highs



# ASIA DOZIER

**6-0 • Junior • Guard/Forward**  
**Columbia, S.C. • Spring Valley**

- Voted team captain
- Has played in every game, joining the starting lineup against Charlotte (Dec. 4)
- Has led team in assists three times – vs. Wisconsin, vs. Liberty, Auburn
- Has led team in scoring one time – at Duke
- Has scored in double figures three times
- Scored five of team's first eight points in second half against #6/6 Tennessee (Feb. 23) then hit two free throws with :07 left to seal the victory
- Provided critical outside shooting to win at Arkansas (Feb. 19), hitting 3-of-4 from 3-point range
- Buried a clutch 3 from the top of the key after Missouri (Jan. 15) had pulled within two points in the second half
- Hit a 3 from the right corner midway through second half against Kentucky (Jan. 11) to allow Gamecocks to hold the lead
- Single-handedly held off the Crimson Tide for first four minutes at Alabama (Jan. 8), scoring eight of her SEC career-high 15 points to keep the game tied early ... best shooting game of the season, hitting 6-of-8 from the field, including 3-of-5 from 3-point range
- Tied for team-high honors with four assists against Auburn (Jan. 2), improving her career record as team's assist leader to 13-0, and hit early 3 to spark first-half offense
- Played solid all-around game against Liberty (Dec. 21), turning just 17 minutes on the floor into four rebounds, team-high four assists and three points
- Scored all of her team-high 11 points at #9/8 Duke (Dec. 7) in the second half of the comeback victory
- Made her first start of the season against Charlotte (Dec. 4) and struggled shooting the ball, but was solid defensively and handed out three assists
- Hit a 3 from the top of the arc to put the Gamecocks ahead of #22/22 Syracuse (Nov. 28) with under two minutes to play, her only points of the night
- Hit 3-of-5 from the field and handed out four assists in just 15 minutes against Wisconsin (Nov. 27)
- Dished out four assists in just 16 minutes against San Diego State (Nov. 23)
- Handed out four assists against Clemson in just 16 minutes (Nov. 20)

## 2014-15 Game-by-Game

Opponent	Date	GS	MIN	FG-A	3FG-A	FT-A	Reb	A	TO	B	S	TP
Southern Cal	11/15		14	0-3	0-2	0-0	0-0-0	1	2	0	0	0
Clemson	11/20		16	1-2	1-2	0-0	0-1-1	4	0	0	0	3
San Diego St.	11/23		16	2-3	1-2	0-1	0-0-0	4	1	0	1	5
vs. Wisconsin	11/27		15	3-5	1-2	0-0	0-0-0	4	1	0	0	7
vs. Syracuse	11/28		7	1-1	1-1	0-0	0-0-0	1	0	0	0	3
NC Central	12/1		16	5-6	3-4	1-1	0-0-0	1	1	0	2	14
Charlotte	12/4	*	18	0-4	0-3	0-0	0-0-0	3	1	0	1	0
at Duke	12/7	*	22	4-7	2-5	1-2	0-0-0	0	2	0	1	11
vs. Savannah St.	12/14	*	15	0-2	0-1	0-0	0-0-0	2	0	0	0	0
at Hampton	12/17	*	17	1-5	1-4	0-0	0-0-0	2	1	1	0	3
vs. C. Michigan	12/20	*	22	2-6	0-2	0-0	0-1-1	2	1	0	1	4
vs. Liberty	12/21	*	17	1-2	1-2	0-0	1-3-4	4	0	0	1	3
Auburn	1/2	*	16	2-6	1-3	0-0	0-0-0	4	2	0	1	5
at LSU	1/4	*	12	1-3	1-3	0-0	0-0-0	1	1	0	0	3
at Alabama	1/8	*	24	6-8	3-5	0-0	0-2-2	2	1	0	2	15
Kentucky	1/11	*	16	2-7	1-4	0-0	0-4-4	2	2	1	0	5
at Missouri	1/15	*	30	1-5	1-4	0-0	0-3-3	0	1	0	0	3
at Florida	1/19	*	14	1-2	0-1	0-0	0-0-0	0	0	0	0	2
Texas A&M	1/26	*	10	0-1	0-0	0-0	0-1-1	1	3	0	0	0
Alabama	1/29	*	15	1-3	1-3	2-2	0-1-1	3	0	0	1	5
at Ole Miss	2/1	*	11	0-1	0-1	0-0	0-1-1	2	1	0	0	0
at Georgia	2/5	*	19	0-4	0-4	0-0	0-4-4	0	1	1	0	0
at UConn	2/9	*	16	1-3	0-0	0-0	0-1-1	1	0	0	1	2
LSU	2/12	*	11	1-2	0-1	0-0	0-0-0	1	0	0	1	2
Vanderbilt	2/15	*	13	0-3	0-3	0-0	0-0-0	1	0	0	0	0
at Arkansas	2/19	*	12	3-4	3-4	0-0	0-2-2	1	1	0	0	9
vs. Tennessee	2/23	*	24	2-6	1-4	2-2	1-2-3	1	0	0	1	7

## Career Stats at South Carolina

Year	GP	GS	Min	Avg	FG	FGA	Pct	3FG	FGA	Pct	FT	FTA	Pct	Off	Def	Tot	Avg	PF	FO	A	TO	Blk	Stl	Pts	Avg
2012-13	31	0	398	12.8	28	134	.209	16	91	.176	11	24	.458	19	42	61	2.0	35	1	25	20	4	8	83	2.7
2013-14	34	32	911	26.8	72	211	.341	33	103	.320	28	44	.636	18	77	95	2.8	63	0	92	68	7	21	205	6.0
2014-15	27	21	438	16.2	41	104	.394	23	70	.329	6	8	.750	2	26	28	1.0	19	0	49	23	3	14	111	4.1
<b>Career Totals</b>	<b>92</b>	<b>53</b>	<b>1747</b>	<b>19.0</b>	<b>141</b>	<b>449</b>	<b>.314</b>	<b>72</b>	<b>264</b>	<b>.273</b>	<b>45</b>	<b>76</b>	<b>.592</b>	<b>39</b>	<b>145</b>	<b>184</b>	<b>2.0</b>	<b>117</b>	<b>1</b>	<b>166</b>	<b>111</b>	<b>14</b>	<b>43</b>	<b>399</b>	<b>4.3</b>

# #31

	Season	Career
10+ Points	3	12
10+ Rebounds	0	1
5+ Assists	0	8
Tm-High Pts.	1	2
Tm-High Assts.	3	13

Miscellaneous

Pts	..... 16, 2x, last at San Diego St., 11/23/13
Rebs	..... 10 vs. Elon, 11/9/12
Blks	..... 1, 12x, last at Hampton, 12/17/14
Stls	..... 2, 6x, last vs. NC Central, 12/1/14
Assts	..... 6, 2x, last vs. Georgia, 3/7/14
Min	..... 40 at Arkansas, 1/2/14
FG	..... 6, 2x, last at Alabama, 1/8/15
3FG	..... 4 at San Diego St., 11/23/13
FT	..... 4, 2x, last vs. Oregon St., 3/25/14

Career Highs

Pts	..... 15 at Alabama, 1/8
Rebs	..... 4, 3x, last at Georgia, 2/5
Blks	..... 1, 3x, last at Georgia, 2/5
Stls	..... 2, 2x, last at Alabama, 1/8
Assts	..... 4, 5x, last vs. Auburn, 1/2
Min	..... 30 at Missouri, 1/15
FG	..... 6 at Alabama, 1/8
3FG	..... 3, 3x, last at Arkansas, 2/19
FT	..... 2, 2x, last vs. Tennessee, 2/23

14-15 Season Highs

Pts	..... 15 at Alabama, 1/8/15
Rebs	..... 6, 2x, last vs. Florida, 2/23/14
Blks	..... 1, 8x, last at Georgia, 2/5/15
Stls	..... 2 at Alabama, 1/8/15
Assts	..... 6, 2x, last vs. Georgia, 3/7/14
Min	..... 40 at Arkansas, 1/2/14
FG	..... 6 at Alabama, 1/8/15
3FG	..... 3, 3x, last at Arkansas, 2/19/15
FT	..... 2, 5x, last vs. Tennessee, 2/23/15

SEC Career Highs





# KAYDRA DUCKETT

**5-8 • Freshman • Guard**  
**Columbia, S.C. • Dreher**

- Has played in 16 games this season, including nine SEC games
- Made her SEC debut at LSU (Jan. 4)
- Grabbed four rebounds in just seven minutes off the bench against Savannah State (Dec. 14)
- Scored first career points against NC Central (Dec. 1)
- Made her college debut against Clemson (Nov. 20), but was limited to three minutes with an ankle injury

## 2014-15 Game-by-Game

Opponent	Date	GS	MIN	FG-A	3FG-A	FT-A	Reb	A	TO	B	S	TP
Southern Cal	11/15						— DNP (Coach's Decision) —					
Clemson	11/20	3	0-0	0-0	0-0-0	1	0	0	0	0	0	0
San Diego St.	11/23						— DNP (Injury) —					
vs. Wisconsin	11/27	2	0-0	0-0	0-0-0	0	0	0	0	0	0	0
vs. Syracuse	11/28						— DNP (Coach's Decision) —					
NC Central	12/1	4	1-1	0-0	0-0	0-1-1	0	1	0	1	2	
Charlotte	12/4	1	0-0	0-0	0-0-0	0	0	0	0	0	0	0
at Duke	12/7						— DNP (Coach's Decision) —					
vs. Savannah St.	12/14	7	0-3	0-0	2-2	2-2-4	1	0	1	0	2	
at Hampton	12/17						— DNP (Coach's Decision) —					
vs. C. Michigan	12/20	1	0-0	0-0	0-0	0-1-1	0	0	1	0	0	0
vs. Liberty	12/21	4	0-1	0-0	0-0	0-0-0	0	0	0	1	0	0
Auburn	1/2						— DNP (Coach's Decision) —					
at LSU	1/4	1	0-0	0-0	0-0	0-0-0	0	0	0	0	0	0
at Alabama	1/8	4	0-0	0-0	0-0	0-1-1	0	0	0	0	0	0
Kentucky	1/11						— DNP (Coach's Decision) —					
at Missouri	1/15						— DNP (Coach's Decision) —					
at Florida	1/19	4	0-1	0-0	0-0	0-0-0	0	0	0	0	0	0
Texas A&M	1/26	2	0-0	0-0	0-0	0-0-0	0	0	0	0	0	0
Alabama	1/29	3	0-1	0-1	0-0	0-0-0	0	0	0	0	0	0
at Ole Miss	2/1	1	0-0	0-0	0-0	0-0-0	0	0	0	0	0	0
at Georgia	2/5	4	0-1	0-0	0-2	0-1-1	0	0	0	0	0	0
at UConn	2/9	1	0-1	0-0	0-0	1-0-1	0	0	0	1	0	0
LSU	2/12						— DNP (Coach's Decision) —					
Vanderbilt	2/15	3	0-2	0-0	0-0	1-0-1	0	0	0	0	0	0
at Arkansas	2/19						— DNP (Coach's Decision) —					
vs. Tennessee	2/23						— DNP (Coach's Decision) —					

## Career Stats at South Carolina

Year	GP	GS	Min	Avg	FG	FGA	Pct	3FG	FGA	Pct	FT	FTA	Pct	Off	Def	Tot	Avg	PF	FO	A	TO	Blk	Stl	Pts	Avg
2014-15	16	0	44	2.8	1	11	.091	0	1	.000	2	4	.500	4	6	10	0.6	4	0	2	1	2	3	4	0.3

# #3

### Career Highlights

No. 32 recruit in 2014 class (espnW)  
2014 High School All-America (McDonald's)

	Season	Career	Miscellaneous
10+ Points	0	0	
5+ Assists	0	0	
5+ Steals	0	0	
Tim-High Pts.	0	0	
Tim-High Assts.	0	0	

	Career Highs
Pts	2, 2x, last vs. Sav. St., 12/14/14
Rebs	4 vs. Savannah St., 12/14/14
Blks	1, 2x, last vs. C. Michigan, 12/20/14
Stls	1, 3x, last at UConn, 2/9/15
Assts	1, 2x, last vs. Sav. St., 12/14/14
Min	7 vs. Savannah St., 12/14/14
FG	1 vs. NC Central, 12/1/14
3FG	
FT	2 vs. Savannah St., 12/14/14

	SEC Highs
Pts	
Rebs	1, 3x, last vs. Vanderbilt, 2/15/15
Blks	
Stls	
Assts	
Min	4, 3x, last at Georgia, 2/5/15
FG	
FT	



# INDIA FARMER

**6-0 • Sophomore • Forward**  
**N. Myrtle Beach, S.C. • N. Myrtle Beach**

- Has played in 13 games this season, including five SEC games
- Added a pair of free throws to win at Florida (Jan. 19)
- Scored first point of the season with a free throw against San Diego State (Nov. 23)
- Made season debut vs. Clemson (Nov. 20)

## 2014-15 Game-by-Game

Opponent	Date	GS	MIN	FG-A	3FG-A	FTA	Reb	A	TO	B	S	TP
Southern Cal	11/15											
Clemson	11/20	4	0-0	0-0	0-0	1-0-1	0	0	0	0	0	0
San Diego St.	11/23	3	0-0	0-0	1-2	0-0-0	0	0	0	0	0	1
vs. Wisconsin	11/27	2	0-0	0-0	0-0	0-0-0	0	0	0	0	0	0
vs. Syracuse	11/28											
NC Central	12/1	2	0-0	0-0	0-0	1-1-2	0	0	0	0	0	0
Charlotte	12/4	2	0-0	0-0	0-0	0-0-0	0	1	0	0	0	0
at Duke	12/7											
vs. Savannah St.	12/14	4	0-2	0-2	1-2	1-1-2	0	0	0	0	0	1
at Hampton	12/17											
vs. C. Michigan	12/20	1	0-0	0-0	0-0	0-0-0	0	0	0	0	0	0
vs. Liberty	12/21	4	0-0	0-0	0-0	0-0-0	0	0	0	0	0	0
Auburn	1/2	2	0-0	0-0	0-0	0-1-1	0	0	0	0	0	0
at LSU	1/4	2	0-0	0-0	0-0	0-0-0	0	0	0	0	0	0
at Alabama	1/8	4	0-1	0-0	0-0	1-0-1	0	0	0	0	0	0
Kentucky	1/11											
at Missouri	1/15											
at Florida	1/19	4	0-0	0-0	2-2	0-0-0	0	0	0	1	1	2
Texas A&M	1/26											
Alabama	1/29											
at Ole Miss	2/1	1	0-0	0-0	0-0	0-0-0	0	0	0	0	0	0
at Georgia	2/5											
at UConn	2/9											
LSU	2/12											
Vanderbilt	2/15											
at Arkansas	2/19											
vs. Tennessee	2/23											

## Career Stats at South Carolina

Year	GP	GS	Min	Avg	FG	FGA	Pct	3FG	FGA	Pct	FT	FTA	Pct	Off	Def	Tot	Avg	PF	FO	A	TO	Blk	Stl	Pts	Avg
2013-14	18	0	48	2.7	2	7	.286	2	4	.500	0	0	—	2	4	6	0.3	4	0	0	1	1	0	6	0.3
2014-15	13	0	34	2.6	0	3	.000	0	2	.000	4	6	.667	4	3	7	0.5	1	0	0	1	0	1	4	0.3
<b>Career Totals</b>	<b>31</b>	<b>0</b>	<b>82</b>	<b>2.6</b>	<b>2</b>	<b>10</b>	<b>.200</b>	<b>2</b>	<b>6</b>	<b>.333</b>	<b>4</b>	<b>6</b>	<b>.667</b>	<b>6</b>	<b>7</b>	<b>13</b>	<b>0.4</b>	<b>5</b>	<b>0</b>	<b>0</b>	<b>2</b>	<b>1</b>	<b>1</b>	<b>10</b>	<b>0.3</b>

# #0

	Season	Career
10+ Points	0	0
10+ Rebounds	0	0
5+ Blocks	0	0
Tm-High Pts.	0	0
Tm-High Rebs.	0	0

Miscellaneous

Pts	.....3, 2x, last vs. Alabama, 1/19/14
Rebs	..... 3 vs. NC Central, 12/2/13
Blks	..... 1 vs. Savannah State, 12/28/13
Stls	..... 1 at Florida, 1/19/15
Assts	.....
Min	..... 11 vs. NC Central, 12/2/13
FG	..... 1, 2x, last vs. Alabama, 1/19/14
3FG	..... 1, 2x, last vs. Alabama, 1/19/14
FT	..... 2 at Florida, 1/19/15

Career Highs

Pts	..... 2 at Florida, 1/19
Rebs	..... 2, 2x, last vs. Sav. St., 12/14
Blks	.....
Stls	..... 1 at Florida, 1/19
Assts	.....
Min	..... 4, 5x, last at Florida, 1/19
FG	.....
3FG	.....
FT	..... 2 at Florida, 1/19

14-15 Season Highs

Pts	..... 3 vs. Alabama, 1/19/14
Rebs	..... 1, 4x, last at Alabama, 1/8/15
Blks	.....
Stls	..... 1 at Florida, 1/19/15
Assts	.....
Min	..... 4, 2x, last at Florida, 1/19/15
FG	..... 1 vs. Alabama, 1/19/14
3FG	.....
FT	..... 2 at Florida, 1/19

SEC Career Highs



# OLIVIA GAINES

**5-7 • Senior • Guard**  
**Chester, S.C. • Louisburg College (N.C.)**

- Has played in all but two contests this season, notching one start (San Diego State)
- Had a perfect shooting night (2-2 FG, 2-2 FT) en route to SEC career-high six points against Alabama (Jan. 29)
- Tied her SEC career high with three assists at Alabama (Jan. 8)
- Saw a season-high 19 minutes at LSU (Jan. 4) dishing out all three of her assists in the first half while Sessions was out with foul trouble
- Was integral to 10-0 second-half run that stopped Auburn (Jan. 2) from coming back after pulling within eight with 12 minutes to play, scoring the first and last points of the spurt in addition to usual defensive pressure
- Matched her career high with three steals against Liberty (Dec. 21), all in the second half, while also handing out three assists in the final 20 minutes of action
- Picked up two steals in just one minute of high-pressure defense at #9/8 Duke (Dec. 7), including the one with 12 seconds left and the Gamecocks down by one, then called a timeout to set up the winning play
- Handed out three assists in just 12 minutes against Wisconsin (Nov. 27)
- Drew her second career start against San Diego State (Nov. 23), picking up a pair of steals
- Came off the bench for one minute of high-pressure defense late in the opener against Southern Cal (Nov. 15)

## 2014-15 Game-by-Game

Opponent	Date	GS	MIN	FG-A	3FG-A	FT-A	Reb	A	TO	B	S	TP
Southern Cal	11/15	1	0-0	0-0	0-0	0-0-0	0	0	0	0	0	0
Clemson	11/20	10	0-4	0-0	0-0	3-2-5	2	2	0	1	0	0
San Diego St.	11/23	16	0-2	0-0	0-0	1-1-2	1	2	0	2	0	0
vs. Wisconsin	11/27	12	0-1	0-0	0-0	0-1-1	3	0	0	2	0	0
vs. Syracuse	11/28	2	0-0	0-0	0-0	0-0-0	0	0	0	0	0	0
NC Central	12/1	7	2-3	0-0	0-0	0-1-1	0	1	0	0	4	0
Charlotte	12/4	1	0-0	0-0	0-0	0-0-0	0	0	0	0	0	0
at Duke	12/7	1	0-0	0-0	0-0	0-0-0	0	0	0	2	0	0
vs. Savannah St.	12/14	15	0-3	0-0	2-2	2-2-4	1	0	0	0	2	0
at Hampton	12/17	6	0-0	0-0	0-0	0-0-0	0	0	0	0	0	0
vs. C. Michigan	12/20	9	1-2	0-0	0-0	1-1-2	0	0	0	0	2	0
vs. Liberty	12/21	14	1-5	0-1	0-0	0-1-1	3	1	0	3	2	0
Auburn	1/2	16	1-1	0-0	1-2	0-1-1	1	1	0	1	3	0
at LSU	1/4	19	1-3	0-0	0-0	0-0-0	3	1	0	2	2	0
at Alabama	1/8	13	1-2	0-1	0-0	1-0-1	3	0	0	0	2	0
Kentucky	1/11					— DNP (Coach's Decision) —						
at Missouri	1/15	2	0-0	0-0	0-0	0-0-0	0	0	0	0	0	0
at Florida	1/19	6	0-0	0-0	1-2	1-1-2	1	1	0	0	1	0
Texas A&M	1/26	7	0-1	0-0	0-0	0-0-0	0	0	0	0	0	0
Alabama	1/29	9	2-2	0-0	2-2	0-0-0	0	0	0	1	6	0
at Ole Miss	2/1	3	0-0	0-0	0-0	0-0-0	0	0	0	0	0	0
at Georgia	2/5	10	1-2	0-0	0-0	0-1-1	1	0	0	0	2	0
at UConn	2/9	1	0-1	0-0	0-0	0-1-1	0	0	0	0	0	0
LSU	2/12	3	0-0	0-0	0-0	0-0-0	1	0	0	0	0	0
Vanderbilt	2/15	13	0-1	0-0	0-0	1-2-3	1	1	0	0	0	0
at Arkansas	2/19	4	0-0	0-0	0-0	0-0-0	0	0	0	0	0	0
vs. Tennessee	2/23					— DNP (Coach's Decision) —						

## Career Stats at South Carolina

Year	GP	GS	Min	Avg	FG	FGA	Pct	3FG	FGA	Pct	FT	FTA	Pct	Off	Def	Tot	Avg	PF	FO	A	TO	Blk	Stl	Pts	Avg
2013-14	32	1	309	9.7	23	48	.479	1	2	.500	19	26	.731	12	31	43	1.3	32	0	34	14	3	20	66	2.1
2014-15	25	1	200	8.0	10	33	.303	0	2	.000	6	8	.750	10	15	25	1.0	20	0	21	10	0	14	26	1.0
<b>Career Totals</b>	<b>57</b>	<b>2</b>	<b>509</b>	<b>8.9</b>	<b>33</b>	<b>81</b>	<b>.407</b>	<b>1</b>	<b>4</b>	<b>.250</b>	<b>25</b>	<b>34</b>	<b>.735</b>	<b>22</b>	<b>46</b>	<b>68</b>	<b>1.2</b>	<b>52</b>	<b>0</b>	<b>55</b>	<b>24</b>	<b>3</b>	<b>34</b>	<b>92</b>	<b>1.6</b>

# #2

### Career Highlights

2013 WBCA JUCO Player of the Year  
2013 NJCAA All-America

	Season	Career	Miscellaneous
10+ Points	0	0	
10+ Rebounds	0	0	
5+ Assists	0	1	
Tim-High Pts.	0	0	
Tim-High Assts.	0	1	

	Career Highs
Pts	7 vs. Savannah St., 12/28/13
Rebs	5, 2x, last vs. Clemson, 11/20/14
Blks	1, 3x, last vs. Florida, 2/23/14
Stls	3, 2x, last vs. Liberty, 12/21/14
Assts	5 vs. Charleston Southern, 11/8/13
Min	23 vs. Alabama, 1/19/14
FG	3 vs. Savannah St., 12/28/13
3FG	1 at Texas A&M, 1/16/14
FT	3 vs. Arkansas, 2/9/14

	14-15 Season Highs
Pts	6 vs. Alabama, 1/29
Rebs	5 vs. Clemson, 11/20
Blks	
Stls	3 vs. Liberty, 12/21
Assts	3, 4x, last at Alabama, 1/8
Min	19 at LSU, 1/4
FG	2, 2x, last vs. Alabama, 1/29
3FG	
FT	2, 2x, last vs. Alabama, 1/29

	SEC Career Highs
Pts	6 vs. Alabama, 1/29/15
Rebs	3, 2x, last vs. Vanderbilt, 2/15/15
Blks	1 vs. Florida, 2/23/14
Stls	2, 2x, last at LSU, 1/4/15
Assts	3, 3x, last at Alabama, 1/8/15
Min	23 vs. Alabama, 1/19/14
FG	2, 4x, last vs. Alabama, 1/29/15
3FG	1 at Texas A&M, 1/16/14
FT	3 vs. Arkansas, 2/9/14



# ELEM IBIAM

**6-4 • Senior • Center**  
**Fayetteville, Ga. • Fayette County**

- Voted team captain for second time in her career (2013-14)
- Is second in school history with 156 career blocked shots, trailing only Lakesha Tolliver's record of 177 (2004-07)
- Has started every game this season, not missing a shot since career first in the 2013-14 season opener (61 games)
- Is 13th in the SEC in blocked shots per game (1.0)
- Has scored in double figures eight times, including one 20-point game
- Has led the team in rebounds once – vs. Central Michigan
- Dominated the first half against #6/6 Tennessee (Feb. 23), shooting 6-of-7 for all 12 of her points with five of her eight rebounds to build three-point halftime lead
- Tied season high with three blocks at Arkansas (Feb. 19), needing just 12 minutes to do it
- Posted four of team's first six points against LSU (Feb. 12) to help offense get started
- Scored the Gamecocks' first eight points of the second half after Ole Miss (Feb. 1) had cut lead to three
- Tied the Alabama (Jan. 29) game early to launch a 14-0 run that opened up the game in the first eight minutes
- Put back an offensive rebound four minutes into the second half against #10/11 Kentucky (Jan. 11) to give Gamecocks their first lead since early in the 9:00 mark of the first half
- Posted nine of her 11 points against Auburn (Jan. 2) in the second half to help hold off the charging Tigers
- Scored her 11 points against Liberty (Dec. 21) efficiently, hitting 5-of-6 from the field
- Posted her second career double-double – first of this season – against Central Michigan (Dec. 20) in just 18 minutes on the court
- Pulled in four of her seven rebounds at Hampton (Dec. 17) on the offensive end.
- Netted career-high 21 points against Savannah State (Dec. 14), including four points during early run, five during late first-half spurt and first four points of the second half
- Dominated the opening minutes against Charlotte (Dec. 4), scoring six of the Gamecocks' first eight points en route to a perfect 7-of-7 shooting night – the second of her career tied for fourth-best perfect night in Colonial Life Arena history
- Was efficient in 20 minutes against NC Central (Dec. 1), hitting 4-of-5 from the field and blocking a season-high

## 2014-15 Game-by-Game

Opponent	Date	GS	MIN	FG-A	3FG-A	FTA	Reb	A	TO	B	S	TP
Southern Cal	11/15	*	22	2-3	0-0	1-2	2-4-6	0	0	1	1	5
Clemson	11/20	*	18	1-2	0-0	1-1	0-3-3	0	2	2	0	3
San Diego St.	11/23	*	14	1-3	0-0	2-2	1-1-2	0	0	0	1	4
vs. Wisconsin	11/27	*	17	4-6	0-0	0-0	4-3-7	0	3	2	1	8
vs. Syracuse	11/28	*	15	0-4	0-0	0-0	2-1-3	2	2	1	0	0
NC Central	12/1	*	20	4-5	0-0	2-5	1-3-4	0	0	3	0	10
Charlotte	12/4	*	19	7-7	0-0	2-3	1-2-3	1	1	0	0	16
at Duke	12/7	*	18	4-7	0-0	0-1	2-3-5	1	1	1	0	8
vs. Savannah St.	12/14	*	18	7-9	0-0	7-8	2-2-4	0	0	1	0	21
at Hampton	12/17	*	25	1-5	0-0	2-4	4-3-7	2	4	1	0	4
vs. C. Michigan	12/20	*	18	5-12	0-0	0-1	6-6-12	1	0	2	0	10
vs. Liberty	12/21	*	17	5-6	0-0	1-2	2-3-5	0	1	1	0	11
Auburn	1/2	*	19	5-8	0-0	1-2	2-0-2	0	1	1	0	11
at LSU	1/4	*	18	1-2	0-0	0-0	0-4-4	1	0	1	1	2
at Alabama	1/8	*	15	2-3	0-0	0-0	1-2-3	0	1	0	0	4
Kentucky	1/11	*	16	3-4	0-0	2-2	1-3-4	0	0	0	0	8
at Missouri	1/15	*	14	0-3	0-0	0-0	1-2-3	0	3	2	0	0
at Florida	1/19	*	14	2-4	0-0	0-0	0-3-3	0	1	1	0	4
Texas A&M	1/26	*	17	3-4	0-0	0-0	1-2-3	0	1	1	0	6
Alabama	1/29	*	22	2-4	0-0	2-2	0-4-4	0	0	0	1	6
at Ole Miss	2/1	*	14	4-5	0-0	2-2	1-0-1	1	1	0	0	10
at Georgia	2/5	*	24	3-6	0-0	2-2	1-2-3	0	5	2	0	8
at UConn	2/9	*	14	0-0	0-0	0-0	1-2-3	0	2	0	0	0
LSU	2/12	*	14	2-5	0-0	2-2	1-3-4	0	3	0	0	6
Vanderbilt	2/15	*	17	4-8	0-0	1-1	1-3-4	1	0	0	0	9
at Arkansas	2/19	*	12	0-2	0-0	2-2	0-3-3	0	0	3	0	2
vs. Tennessee	2/23	*	18	6-9	0-0	0-0	5-3-8	0	0	0	0	12

## Career Stats at South Carolina

Year	GP	GS	Min	Avg	FG	FGA	Pct	3FG	FGA	Pct	FT	FIA	Pct	Off	Def	Tot	Avg	PF	FO	A	TO	Blk	Stl	Pts	Avg
2011-12	25	0	197	7.9	26	59	.441	0	1	.000	22	35	.629	34	40	74	3.0	33	0	4	16	17	2	74	3.0
2012-13	30	0	472	15.7	64	131	.489	0	0	—	32	64	.500	52	83	135	4.5	48	1	8	20	30	11	160	5.3
2013-14	34	34	794	23.4	128	238	.538	0	0	—	67	102	.657	59	148	207	6.1	94	3	12	51	83	13	323	9.5
2014-15	27	27	469	17.4	78	136	.574	0	0	—	32	44	.727	43	70	113	4.2	59	1	10	32	26	5	188	7.0
<b>Career Totals</b>	<b>116</b>	<b>61</b>	<b>1932</b>	<b>16.7</b>	<b>296</b>	<b>564</b>	<b>.525</b>	<b>0</b>	<b>1</b>	<b>.000</b>	<b>153</b>	<b>245</b>	<b>.624</b>	<b>188</b>	<b>341</b>	<b>529</b>	<b>4.6</b>	<b>234</b>	<b>5</b>	<b>34</b>	<b>119</b>	<b>156</b>	<b>31</b>	<b>745</b>	<b>6.4</b>

# #33

## Career Highlights

2014 SEC All-Defensive Team  
2014 SEC Women's Basketball Community Service Team

	Season	Career
<b>Double-Double</b>	1	2
<b>20+ Points</b>	1	1
<b>10+ Points</b>	8	33
<b>10+ Rebounds</b>	1	4
<b>5+ Blocks</b>	0	7
<b>Tm-High Pts.</b>	0	6
<b>Tm-High Rebs.</b>	1	12

Miscellaneous

<b>Pts</b> .....	21 vs. Savannah St., 12/14/14
<b>Rebs</b> .....	12 at Texas A&M, 1/16/14
<b>Blks</b> .....	7 at Miss. State, 2/6/14
<b>Stls</b> .....	2, 4x, last vs. North Carolina, 12/18/13
<b>Assts</b> .....	3 vs. South Dakota St., 3/23/13
<b>Min</b> .....	34 at Texas A&M, 1/16/14
<b>FG</b> .....	8 vs. Alabama, 3/7/13
<b>FT</b> .....	8 vs. Seton Hall, 11/17/13

Career Highs

<b>Pts</b> .....	21 vs. Savannah St., 12/14
<b>Rebs</b> .....	12 vs. C. Michigan, 12/20
<b>Blks</b> .....	3, 2x, last at Arkansas, 2/19
<b>Stls</b> .....	1, 5x, last vs. Alabama, 1/29
<b>Assts</b> .....	2, 2x, last at Hampton, 12/17
<b>Min</b> .....	25 at Hampton, 12/17
<b>FG</b> .....	7, 2x, last vs. Savannah St., 12/14
<b>FT</b> .....	7 vs. Savannah St., 12/14

14-15 Season Highs

<b>Pts</b> .....	18 vs. Alabama, 1/19/14
<b>Rebs</b> .....	12 at Texas A&M, 1/16/14
<b>Blks</b> .....	7 at Miss. State, 2/6/14
<b>Stls</b> .....	1, 6x, last vs. Alabama, 1/29/15
<b>Assts</b> .....	2 at Texas A&M, 1/16/14
<b>Min</b> .....	34 at Texas A&M, 1/16/14
<b>FG</b> .....	8 vs. Alabama, 3/7/13
<b>FT</b> .....	5, 2x, last vs. Vanderbilt, 1/5/14

SEC Career Highs



# TIFFANY MITCHELL

**5-9 • Junior • Guard**  
**Charlotte, N.C. • Providence Day**

- Voted team captain
- Ranks second in SEC in scoring, FG percentage and FT percentage, sixth in made 3s (1.7), ninth in steals (2.0)
- Has scored in double figures a team-high 23 times, including four games of 20 or more points
- Has been team's top scorer 11 times – Southern Cal, San Diego St., Syracuse, at Hampton, vs. Central Michigan, Kentucky, at Missouri, at Florida, at UConn, Vanderbilt, at Arkansas
- Has led team in assists eight times – Clemson, at Duke, Auburn, Kentucky, Texas A&M, at Georgia, at UConn, Tennessee
- Hit two free throws after Lady Vols had cut lead to one with :17 left against #6/6 Tennessee then forced a turnover on potential game-tying possession
- Shook off tough shooting night at Arkansas (Feb. 19) to still lead team in scoring behind 7-of-7 free throws and swiping five steals
- Scored seven points and swiped two steals in opening three minutes against Vanderbilt (Feb. 15), adding four more points to a 7-2 run that broke a 15-15 tie midway through the first half
- Tied for team-high scoring honors at #2/2 UConn (Feb. 9), including seven of the team's first 18 points
- Scored seven points in an 8-0 first-half run at Ole Miss (Feb. 1) that turned the game around as Gamecocks went from a nine-point deficit to a seven-point halftime lead in the final 7:17 of the period
- Hit four straight free throws after #12/10 Texas A&M (Jan. 26) pulled with two in the second half and was involved in both of next two plays that established a 10-point lead team would not yield
- Scored six of her team-high 18 points at Florida (Jan. 19) during an 8-0 run in the second half, including back-to-back layups off two of her four steals in the game
- Struggled from field at Missouri (Jan. 15), but delivered in the clutch, hitting a 3 each time Tigers got within three late in second half
- Scored 10 of the team's last 13 points in win over #10/11 Kentucky (Jan. 11), including eight straight free throws to hold the Wildcats at bay
- Missed her first three 3-point attempts at Alabama (Jan. 8), all in the first 10 minutes, but buried her next three en route to 16 points and 60.0 percent shooting, including 50.0 percent from outside
- Hit 4-of-4 from 3-point range in first half alone at Hampton (Dec. 17) en route to tying career high of 6 3s and her third 20-point game of the season

# #25

## Career Highlights

- 2015 Capital One Academic All-District 4
- 2015 Wooden Late-Season Top 20, Naismith Mid 30
- 2015 Wade and Dawn Staley Award Watch Lists, Wooden Award Preseason Top 30 and Naismith Trophy Top 50
- 2014 Subway All-Classic Team
- 2014 Junkanoo Jam, Lucaya Division All-Tournament No. 4 Player in the Nation, espnW (2014-15)
- 2015 Preseason All-America (AP, Sports Illustrated, ESPN)
- 2015 Preseason SEC Player of the Year (Coaches, Media)
- 2015 Preseason All-SEC (Coaches, Media)
- 2014 WBCA All-America
- 2014 All-America Third Team (AP, Full Court)
- 2014 Wooden Award Final Ballot, Wade Trophy Watch List, Dawn Staley Award Watch List
- 2014 WBCA All-Region 3
- 2014 SEC Player of the Year (Coaches)
- 2014 All-SEC First Team (Coaches, AP)
- 2014 SEC All-Defensive Team
- 2013 SEC All-Freshman Team

	Season	Career	Miscellaneous
Double-Double	0	4	
20+ Points	4	12	
10+ Points	23	69	
5+ Assists	1	8	
5+ Steals	3	8	
Tm-High Pts.	11	31	
Tm-High Assts.	8	25	

	Career Highs
Pts	25 vs. Georgia, 2/27/14
Rebs	11, 5x, last at Arkansas, 1/2/14
Stls	7 vs. NC Central, 12/1/14
Assts	9 at San Diego State, 11/23/13
Min	40 vs. Syracuse, 11/28/14
FG	8, 5x, last vs. Vanderbilt, 2/15/15
3FG	6, 2x, last at Hampton, 12/17/14
FT	13 vs. CSU Northridge, 3/23/14

	14-15 Season Highs
Pts	21 vs. Syracuse, 11/28
Rebs	8, Syracuse, 11/28
Stls	7 vs. NC Central, 12/1
Assts	5 vs. Clemson, 11/20
Min	40 vs. Syracuse, 11/28
FG	8, 3x, last vs. Vanderbilt, 2/15
3FG	6, 2x, last at Hampton, 12/17
FT	11 vs. Kentucky, 1/11

	SEC Career Highs
Pts	25 vs. Georgia, 2/27/14
Rebs	11, 5x, last at Arkansas, 1/2/14
Stls	6 at Auburn, 1/12/14
Assts	8, 2x, last vs. Ole Miss, 1/30/14
Min	39 vs. Kentucky, 1/9/14
FG	8, 4x, last vs. Vanderbilt, 2/15/15
3FG	3, 2x, last at LSU, 1/4/15
FT	11 vs. Kentucky, 1/11/15

## 2014-15 Game-by-Game

Opponent	Date	GS	MIN	FG-A	3FG-A	FT-A	Reb	A	TO	B	S	TP
Southern Cal	11/15	*	38	4-10	0-3	10-12	1-1-2	4	6	0	1	18
Clemson	11/20	*	25	6-8	3-4	0-0	0-0-0	5	1	0	3	15
San Diego St.	11/23	*	18	6-8	6-6	2-2	0-2-2	3	2	0	1	20
vs. Wisconsin	11/27	*	26	2-7	1-3	2-2	0-3-3	3	1	0	2	7
vs. Syracuse	11/28	*	40	6-13	3-8	6-8	4-4-8	3	1	0	1	21
NC Central	12/1	*	24	6-8	1-3	1-2	0-3-3	4	1	0	7	14
Charlotte	12/4	*	28	3-6	1-3	2-2	1-0-1	2	4	0	1	9
at Duke	12/7	*	31	2-10	1-4	2-3	0-3-3	4	3	0	1	7
vs. Savannah St.	12/14	*	21	6-7	1-1	2-2	0-2-2	2	0	1	1	15
at Hampton	12/17	*	30	7-10	6-8	0-0	1-3-4	3	1	0	0	20
vs. C. Michigan	12/20	*	24	7-10	3-6	1-2	1-3-4	2	4	0	5	18
vs. Liberty	12/21	*	23	6-11	2-3	0-0	0-1-1	2	0	0	0	14
Auburn	1/2	*	26	1-9	1-4	4-4	0-1-1	4	2	0	2	7
at LSU	1/4	*	24	7-12	3-6	0-0	0-4-4	2	4	0	1	17
at Alabama	1/8	*	26	6-10	3-6	1-1	0-1-1	3	0	0	1	16
Kentucky	1/11	*	33	4-13	0-5	11-12	3-2-5	4	1	0	0	19
at Missouri	1/15	*	34	8-14	2-5	1-2	1-5-6	1	2	2	3	19
at Florida	1/19	*	23	8-10	1-1	1-1	0-0-0	1	1	0	4	18
Texas A&M	1/26	*	33	5-12	0-2	6-6	1-1-2	3	1	0	2	16
Alabama	1/29	*	26	4-10	0-1	3-3	2-2-4	2	1	0	1	11
at Ole Miss	2/1	*	33	4-10	2-3	1-3	1-4-5	1	2	0	1	11
at Georgia	2/5	*	29	5-11	2-4	2-2	1-2-3	3	1	0	2	14
at UConn	2/9	*	37	6-12	3-4	2-3	2-2-4	3	3	0	2	17
LSU	2/12	*	28	5-9	1-2	0-0	0-2-2	4	4	1	3	11
Vanderbilt	2/15	*	26	8-12	1-4	3-4	2-1-3	1	4	0	4	20
at Arkansas	2/19	*	37	4-9	0-4	7-7	0-0-0	2	4	3	5	15
vs. Tennessee	2/23	*	38	6-14	0-1	4-5	1-6-7	4	0	0	0	16

## Career Stats at South Carolina

Year	GP	GS	Min	Avg	FG	FGA	Pct	3FG	FGA	Pct	FT	FTA	Pct	Off	Def	Tot	Avg	PF	FO	A	TO	Blk	Stl	Pts	Avg
2012-13	33	30	927	28.1	107	282	.379	22	60	.367	68	111	.613	60	109	169	5.1	64	1	43	82	4	44	304	9.2
2013-14	34	34	1066	31.4	165	335	.493	40	74	.541	157	198	.793	41	149	190	5.6	63	0	118	97	8	62	527	15.5
2014-15	27	27	781	28.9	142	275	.516	47	104	.452	74	88	.841	22	58	80	2.9	42	0	75	54	7	54	405	15.0
<b>Career Totals</b>	<b>94</b>	<b>91</b>	<b>2774</b>	<b>29.5</b>	<b>414</b>	<b>892</b>	<b>.464</b>	<b>109</b>	<b>238</b>	<b>.458</b>	<b>299</b>	<b>397</b>	<b>.753</b>	<b>123</b>	<b>316</b>	<b>439</b>	<b>4.7</b>	<b>169</b>	<b>1</b>	<b>236</b>	<b>233</b>	<b>19</b>	<b>160</b>	<b>1236</b>	<b>13.1</b>



# TINA ROY

5-11 • Junior • Guard  
Kaplan, La. • Kaplan

- Has played in all but one game this season
- Has scored in double figures twice
- Has led the team in assists five times – Southern Cal, Syracuse, Savannah State, Central Michigan, at LSU
- Shot 8-of-14 (.571) from 3-point range over last three games, averaging 8.0 points and 2.7 assists over the stretch
- Matched SEC career high with three 3s against Vanderbilt (Feb. 15), including first one as part of 7-2 run that broke open tie midway through first half and second that stopped an 8-2 Vandy run that opened second half
- Buried the first of two 3s at #22/21 Georgia (Feb. 5) to help spark 14-2 run that broke open 7-7 tie midway through the first half
- Hit timely 3-pointer against Texas A&M (Jan. 26) to stop Aggie run and push lead double digits midway through second half
- Scored nine of her 11 points at Alabama (Jan. 8) in the second half as Gamecocks keep the pressure on the Crimson Tide ... was perfect 3-of-3 from outside the arc
- Hit a pair of 3s in the first half at LSU (Jan. 4), the first of which helped hold off a Lady Tigers' rally
- Became first Gamecock to hand out double-digit assists in the Dawn Staley era with 10 against Savannah State (Dec. 14) while also rebounding well with seven boards
- Hit three 3s against Charlotte (Dec. 4), including two during the late first-half run that turned a two-point lead into an 18-point halftime advantage
- Averaged 9.5 points in just 17.0 minutes over two games at the Junkanoo Jam (Nov. 27-28)
- Hit four 3s against #22/22 Syracuse (Nov. 28), including two during the key 18-4 run that rallied the Gamecocks for the win, and dished out five assists as well
- Provided steady point guard play off the bench against Southern Cal (Nov. 15), handing out six assists to get the inside game going and hitting 3-of-5 from behind the arc

## 2014-15 Game-by-Game

Opponent	Date	GS	MIN	FG-A	3FG-A	FT-A	Reb	A	TO	B	S	TP
Southern Cal	11/15	25	3-5	3-5	0-0	0-2-2	6	2	1	3	9	
Clemson	11/20						— DNP (Coach's Decision) —					
San Diego St.	11/23	19	2-7	1-4	0-0	0-3-3	2	1	0	1	5	
vs. Wisconsin	11/27	12	3-6	1-3	0-0	0-4-4	2	1	0	0	7	
vs. Syracuse	11/28	22	4-10	4-9	0-0	2-0-2	5	0	0	0	12	
NC Central	12/1	13	0-1	0-1	0-0	0-2-2	3	1	0	1	0	
Charlotte	12/4	23	3-5	3-5	0-0	0-1-1	3	1	0	0	9	
at Duke	12/7	7	0-1	0-1	0-0	0-1-1	0	1	0	0	0	
vs. Savannah St.	12/14	18	0-2	0-2	0-0	0-7-7	10	2	0	0	0	
at Hampton	12/17	14	0-4	0-3	0-0	0-2-2	1	1	1	0	0	
vs. C. Michigan	12/20	15	1-3	0-2	0-0	1-1-2	4	1	0	0	2	
vs. Liberty	12/21	14	2-3	1-1	0-0	1-2-3	1	0	0	0	5	
Auburn	1/2	11	1-1	1-1	0-0	0-1-1	2	3	0	0	3	
at LSU	1/4	21	2-6	2-6	0-0	0-1-1	4	3	0	0	6	
at Alabama	1/8	15	4-4	3-3	0-0	0-2-2	1	1	0	0	11	
Kentucky	1/11	10	1-4	0-1	0-0	0-1-1	1	2	0	0	2	
at Missouri	1/15	8	0-4	0-4	0-0	1-0-1	1	1	0	0	0	
at Florida	1/19	19	2-4	1-3	0-0	0-1-1	3	1	0	0	5	
Texas A&M	1/26	15	2-2	1-1	0-0	0-1-1	2	1	0	0	5	
Alabama	1/29	19	2-5	1-4	0-0	0-1-1	1	1	0	1	5	
at Ole Miss	2/1	7	0-1	0-0	1-2	0-1-1	1	0	0	0	1	
at Georgia	2/5	20	2-5	2-4	0-0	0-2-2	0	1	0	0	6	
at UConn	2/9	6	0-3	0-0	0-0	0-0-0	0	2	0	0	0	
LSU	2/12	15	3-5	3-5	0-0	0-2-2	2	0	0	1	9	
Vanderbilt	2/15	18	3-4	3-4	0-0	0-2-2	4	2	0	0	9	
at Arkansas	2/19	24	2-5	2-5	0-0	1-1-2	2	1	1	0	6	
vs. Tennessee	2/23	8	0-2	0-1	0-0	0-1-1	0	0	0	0	0	

## Career Stats at South Carolina

Year	GP	GS	Min	Avg	FG	FGA	Pct	3FG	FGA	Pct	FT	FTA	Pct	Off	Def	Tot	Avg	PF	FO	A	TO	Blk	Stl	Pts	Avg								
2011-12	34	0	383	11.3	53	181	.293	32	127	.252	10	22	.455	20	29	49	1.4	20	0	10	15	1	9	148	4.4								
2012-13					— Did Not Play (injury) —																												
2013-14	34	1	553	16.3	44	146	.301	20	86	.233	14	23	.609	13	56	69	2.0	19	0	48	23	9	6	122	3.6								
2014-15	26	0	398	15.3	42	103	.408	32	78	.410	1	2	.500	6	42	48	1.9	17	0	61	30	3	7	117	4.5								
<b>Career Totals</b>	<b>94</b>	<b>1</b>	<b>1334</b>	<b>14.2</b>	<b>139</b>	<b>430</b>	<b>.323</b>	<b>84</b>	<b>291</b>	<b>.289</b>	<b>25</b>	<b>47</b>	<b>.532</b>	<b>39</b>	<b>127</b>	<b>166</b>	<b>1.8</b>	<b>56</b>	<b>0</b>	<b>119</b>	<b>68</b>	<b>13</b>	<b>22</b>	<b>387</b>	<b>4.1</b>								

# #23

	Season	Career
10+ Points	2	9
5+ Assists	3	5
5+ Steals	0	0
Tm-High Pts.	0	2
Tm-High Assts.	5	8

Miscellaneous

Pts	..... 15 vs. Presbyterian, 11/27/11
Rebs	..... 8 at Mississippi State, 2/6/14
Stls	..... 3 vs. Southern Cal, 11/15/14
Assts	..... 10 vs. Savannah St., 12/14/14
Min	..... 31 vs. Vanderbilt, 1/5/14
FG	..... 5, 3x, last, vs. Kentucky, 1/9/13
3FG	..... 5 vs. Presbyterian, 11/27/11
FT	..... 4 at Southern Cal, 11/25/13

Career Highs

Pts	..... 12 vs. Syracuse, 11/28
Rebs	..... 7 vs. Savannah St., 12/14
Stls	..... 3 vs. Southern Cal, 11/15
Assts	..... 10 vs. Savannah St., 12/14
Min	..... 25 vs. Southern Cal, 11/15
FG	..... 4, 2x, last at Alabama, 1/8
3FG	..... 4 vs. Syracuse, 11/28
FT	..... 1 at Ole Miss, 2/1/15

14-15 Season Highs

Pts	..... 11, 3x, last at Alabama, 1/8/15
Rebs	..... 8 at Mississippi State, 2/6/14
Stls	..... 1, 7x, last vs. LSU, 2/12/15
Assts	..... 4, 3x, last vs. Vanderbilt, 2/15/15
Min	..... 31 vs. Vanderbilt, 1/5/14
FG	..... 5 vs. Kentucky, 1/9/14
3FG	..... 3, 4x, last vs. Vanderbilt, 2/15/15
FT	..... 3 vs. Georgia, 2/27/14

SEC Career Highs



# KHADIJAH SESSIONS

5-8 • Junior • Guard  
Myrtle Beach, S.C. • Myrtle Beach

- Has played in every game this season, starting all but the season opener
- Has eight games with no turnovers this season
- Leads the SEC with 2.2 assist-to-turnover ratio ... ranks seventh in assists (3.1) and fourth in steals (2.1) ... 2.2 steals per SEC game is fourth-best in league
- Has led the team in assists nine times – NC Central, Charlotte, at Hampton, Auburn, at Alabama, at Missouri, at Ole Miss, at Arkansas, Tennessee
- Has picked up three or more steals 10 times this season
- Tied for team-high honors with four assists against #6/6 Tennessee (Feb. 23) without committing a turnover in 33 minutes of action
- Posted five points and three steals in first four minutes at Arkansas (Feb. 19) en route to best all-around game of the season
- Broke a 6-6 tie early against LSU (Feb. 12) with a 3-pointer and a transition layup en route to matching her season high of 12 points
- Hit a pair of 3s en route to eight second-half points at #2/2 UConn (Feb. 9) that looked to start a comeback
- Set the tone defensively against #12/10 Texas A&M (Jan. 26) with two of her career-high tying four steals coming in the opening three minutes of the game
- Tied career high with three 3s against #10/11 Kentucky (Jan. 11), including one off balance at the end of the shot clock to turn a four-point lead into seven midway through the second half
- Swiped four steals at Alabama (Jan. 8), including back-to-back possessions to spark first-half run that broke open game
- Matched career high for third time this season with four steals against Savannah State (Dec. 14)
- Swiped one of her three steals late in the comeback at #9/8 Duke and was part of the double-team that generated Olivia Gaines' steal in the last 20 seconds that set up the game-winning play
- Capped the 11-0 comeback run late against #22/22 Syracuse (Nov. 28) with a transition layup
- Tied her career high with four steals against San Diego State (Nov. 23)
- Was solid on both ends of the floor against Clemson (Nov. 20), handing out four assists with no turnovers while pulling down career-high six rebounds

- Hit a clutch 3-pointer to start a 14-0 run that erased a Southern Cal (Nov. 15) lead with seven minutes left and put the game out of reach

## 2014-15 Game-by-Game

Opponent	Date	GS	MIN	FG-A	3FG-A	FT-A	Reb	A	TO	B	S	TP
Southern Cal	11/15		19	2-5	2-3	0-0	1-1-2	2	1	1	1	6
Clemson	11/20	*	18	2-3	1-1	2-3	1-5-6	4	0	0	1	7
San Diego St.	11/23	*	14	2-5	0-2	2-3	0-0-0	3	0	0	4	6
vs. Wisconsin	11/27	*	21	1-5	0-1	0-0	0-4-4	2	0	0	2	2
vs. Syracuse	11/28	*	22	2-8	1-5	0-1	0-1-1	3	0	1	1	5
NC Central	12/1	*	19	2-2	0-0	0-0	1-3-4	8	1	0	4	4
Charlotte	12/4	*	32	1-4	0-2	4-6	1-1-2	4	2	0	2	6
at Duke	12/7	*	34	0-3	0-2	0-0	1-1-2	2	2	0	3	0
vs. Savannah St.	12/14	*	16	1-5	0-1	2-3	2-0-2	4	1	0	4	4
at Hampton	12/17	*	24	1-3	0-1	0-0	1-2-3	5	0	0	0	2
vs. C. Michigan	12/20	*	21	1-3	0-2	0-0	1-1-2	3	4	0	2	2
vs. Liberty	12/21	*	18	0-3	0-2	0-0	0-1-1	1	1	0	2	0
Auburn	1/2	*	23	1-2	0-1	1-1	0-3-3	4	4	0	2	3
at LSU	1/4	*	13	0-1	0-1	0-0	1-2-3	0	1	0	1	0
at Alabama	1/8	*	18	1-3	0-1	0-0	1-0-1	5	0	0	4	2
Kentucky	1/11	*	29	4-9	3-6	1-4	0-5-5	2	4	0	1	12
at Missouri	1/15	*	24	3-7	1-4	0-1	1-4-5	2	0	0	1	7
at Florida	1/19	*	13	0-0	0-0	0-0	1-2-3	2	1	0	0	0
Texas A&M	1/26	*	24	1-2	0-0	2-2	0-2-2	2	2	1	4	4
Alabama	1/29	*	21	3-6	0-2	1-2	1-3-4	4	3	0	3	7
at Ole Miss	2/1	*	31	3-5	0-1	1-3	1-1-2	3	1	0	2	7
at Georgia	2/5	*	22	0-1	0-0	1-4	0-3-3	2	1	0	0	1
at UConn	2/9	*	25	3-8	2-4	0-0	1-0-1	1	1	0	1	8
LSU	2/12	*	27	5-6	2-2	0-0	0-0-0	2	2	0	3	12
Vanderbilt	2/15	*	18	1-2	1-1	0-1	0-2-2	3	1	1	3	3
at Arkansas	2/19	*	33	3-5	2-3	3-4	2-3-5	7	3	0	4	11
vs. Tennessee	2/23	*	33	1-6	0-2	0-1	1-1-2	4	0	0	0	2

## Career Stats at South Carolina

Year	GP	GS	Min	Avg	FG	FGA	Pct	3FG	FGA	Pct	FT	FTA	Pct	Off	Def	Tot	Avg	PF	FO	A	TO	Blk	Stl	Pts	Avg
2012-13	33	3	570	17.3	53	151	.351	13	54	.241	72	109	.661	22	24	46	1.4	43	0	36	49	3	21	191	5.8
2013-14	29	26	761	26.2	58	159	.365	18	59	.305	74	109	.679	9	38	47	1.6	60	0	77	45	1	28	208	7.2
2014-15	27	26	612	22.7	44	112	.393	15	50	.300	20	39	.513	19	51	70	2.6	42	0	84	36	4	55	123	4.6
<b>Career Totals</b>	<b>89</b>	<b>55</b>	<b>1943</b>	<b>21.8</b>	<b>155</b>	<b>422</b>	<b>.367</b>	<b>46</b>	<b>163</b>	<b>.282</b>	<b>166</b>	<b>251</b>	<b>.661</b>	<b>50</b>	<b>113</b>	<b>163</b>	<b>1.8</b>	<b>145</b>	<b>0</b>	<b>197</b>	<b>130</b>	<b>8</b>	<b>104</b>	<b>522</b>	<b>5.9</b>

# #5

	Season	Career
10+ Points	3	18
5+ Assists	4	9
5+ Steals	0	0
Tm-High Pts.	0	3
Tm-High Assts.	9	20

Miscellaneous

Pts	..... 19 vs. Auburn, 2/3/13
Rebs	..... 6 vs. Clemson, 11/20/14
Stls	..... 4, 8x, last at Arkansas, 2/19/15
Assts	..... 8 vs. NC Central, 12/1/14
Min	..... 37 at Southern Cal, 11/25/13
FG	..... 6, 2x, last, vs. Seton Hall, 11/17/13
3FG	..... 3, 3x, last vs. Kentucky, 1/11/15
FT	..... 8 vs. Auburn, 2/3/13

Career Highs

Pts	..... 12, 2x, last vs. LSU, 2/12
Rebs	..... 6 vs. Clemson, 11/20
Stls	..... 4, 6x, last at Arkansas, 2/19
Assts	..... 8 vs. NC Central, 12/1
Min	..... 34 at Duke, 12/7
FG	..... 5 vs. LSU, 2/12
3FG	..... 3 vs. Kentucky, 1/11
FT	..... 4 vs. Charlotte, 12/4

14-15 Season Highs

Pts	..... 19 vs. Auburn, 2/3/13
Rebs	..... 5, 4x, last at Arkansas, 2/19/15
Stls	..... 4, 5x, last at Arkansas, 2/19/15
Assts	..... 7 at Arkansas, 2/19/15
Min	..... 35 at Missouri, 2/28/13
FG	..... 6 at Missouri, 2/28/13
3FG	..... 3, 3x, last vs. Kentucky, 1/11/15
FT	..... 8 vs. Auburn, 2/3/13

SEC Career Highs



# ALEIGHSA WELCH

**6-0 • Senior • Forward**  
**Goose Creek, S.C. • Goose Creek**

- Voted team captain for third time in her career
- Has started every game this season, not missing a start since Nov. 10, 2013, against Louisiana Tech (59 games)
- Stands 15th in program history in total points with 1,362
- Is fourth in school history with 890 total rebounds and is second in career offensive rebounds (423), just four shy of Marsha Williams' (1990-93) record
- Is among SEC's top-20 rebounders (16th) and top-10 shot blockers (7th, 1.1)
- Averaging double-double against ranked opponents – 11.1 points, 10.0 rebounds (7 games)
- Has scored in double figures 13 times and grabbed double-digit rebounds five times
- Led team in rebounding seven times – Kentucky, at Missouri, at Georgia, at UConn, LSU, Vanderbilt, Tennessee
- Scored six points during 12-5 run that built 11-point lead over #6/6 Tennessee (Feb. 23) midway through the second half as part of her double-double that included career-high-tying nine offensive rebounds
- Handed out career-high five assists against LSU (Feb. 12) while also leading team in rebounding
- Moved into career top 10 with first double-double of the season at #2/2 UConn (Feb. 9), adding six of team's first 13 points, then scoring on back-to-back possessions to cut halftime deficit to 10 points early in the second half
- Owned the glass at #22/21 Georgia (Feb. 23) with season-high 14 boards, including career-high nine offensive
- Scored three of the last six points in the first half against #12/10 Texas A&M and recorded one of her two blocks to stop a 2-on-1 break early in the second half
- Posted 10 of her 14 rebounds at Missouri (Jan. 15) in the first half as offense struggled, adding great defense and two free throws late to help seal the win
- Grabbed nine of her 11 rebounds against #10/11 Kentucky (Jan. 11) in the second half, including five in the final 10 minute, four of which came on the offensive end
- Posted her ninth career perfect shooting game with 12 points (6-of-6) against Auburn (Jan. 2), adding six rebounds in just 19 minutes of action
- Played most productive all-around game of season against Charlotte (Dec. 4), narrowly missing double-double by one rebound, grabbing seven of her nine boards on the offensive end, swatting away two shots and handing out three assists

# #24

## Career Highlights

- 2015 Wade Watch List
- 2015 Wooden Award Preseason Top 30
- 2015 Naismith Trophy Midseason 30
- No. 7 Player in the Nation, espnW (2014-15)
- 2015 Preseason All-America Second Team (ESPN)
- 2015 Preseason All-SEC First Team (Coaches, Media)
- 2014 All-America Honorable Mention (AP, WBCA)
- 2014 All-SEC First Team (Coaches)
- 2014 All-SEC Second Team (AP)
- 2014 WBCA All-Region 3
- 2013-14 CoSIDA Academic All-District 4
- 2013 All-SEC Second Team (Coaches)
- 2012 SEC All-Freshman Team

## 2014-15 Game-by-Game

Opponent	Date	GS	MIN	FG-A	3FG-A	FTA	Reb	A	TO	B	S	TP
Southern Cal	11/15	*	27	4-5	0-0	2-4	3-4-7	0	3	4	1	10
Clemson	11/20	*	24	8-11	0-0	1-3	2-1-3	3	0	1	1	17
San Diego St.	11/23	*	17	3-6	0-0	0-0	3-0-3	3	0	0	0	6
vs. Wisconsin	11/27	*	20	2-6	0-0	0-0	2-1-3	2	1	2	1	4
vs. Syracuse	11/28	*	36	5-9	0-0	1-2	2-3-5	3	1	1	0	11
NC Central	12/1	*	24	5-7	0-0	1-1	1-3-4	2	2	1	1	11
Charlotte	12/4	*	22	4-7	0-0	2-2	7-2-9	3	1	2	0	10
at Duke	12/7	*	36	4-11	0-0	0-0	2-6-8	1	2	2	1	8
vs. Savannah St.	12/14	*	20	5-7	0-0	1-4	4-4-8	0	3	0	1	11
at Hampton	12/17	*	24	1-4	0-0	2-4	3-2-5	4	1	0	0	4
vs. C. Michigan	12/20	*	26	6-10	0-1	0-2	2-1-3	2	2	0	0	12
vs. Liberty	12/21	*	21	6-8	0-0	3-4	2-2-4	3	2	1	0	15
Auburn	1/2	*	19	6-6	0-0	0-1	3-3-6	0	2	1	0	12
at LSU	1/4	*	21	3-4	0-0	0-2	1-4-5	1	0	1	0	6
at Alabama	1/8	*	22	5-6	0-0	0-0	0-2-2	1	0	1	0	10
Kentucky	1/11	*	36	4-9	0-0	1-2	4-7-11	2	4	3	1	9
at Missouri	1/15	*	34	3-10	0-0	2-4	4-10-14	1	2	1	0	8
at Florida	1/19	*	21	3-4	0-0	0-0	0-2-2	4	2	1	0	6
Texas A&M	1/26	*	24	5-9	0-0	2-4	1-6-7	0	1	2	0	12
Alabama	1/29	*	21	4-5	0-0	0-1	1-0-1	1	4	0	1	8
at Ole Miss	2/1	*	32	2-4	0-0	2-8	1-4-5	2	0	2	0	6
at Georgia	2/5	*	22	1-7	0-0	0-1	9-5-14	2	0	3	0	2
at UConn	2/9	*	33	8-17	0-0	1-3	7-4-11	0	3	0	1	17
LSU	2/12	*	25	3-5	0-0	0-0	2-7-9	5	1	1	1	6
Vanderbilt	2/15	*	22	3-5	0-0	0-0	6-3-9	1	4	0	2	6
at Arkansas	2/19	*	28	1-4	0-0	0-0	0-3-3	3	3	0	0	2
vs. Tennessee	2/23	*	33	9-14	0-0	1-2	9-5-14	2	2	1	1	19

	Season	Career	Miscellaneous
Double-Double	2	21	
20+ Points	0	5	
10+ Points	13	74	
10+ Rebounds	5	27	
5+ Blocks	0	2	
5+ Assists	1	2	
Tm-High Pts.	3	28	
Tm-High Rebs.	6	45	
Tm-High Assts.	2	12	

	Career Highs
Pts	23 vs. N. Carolina, 12/18/13
Rebs	17 vs. C. of Charleston, 11/14/13
Blks	5, 2x, last at Kentucky, 2/20/14
Stls	3, 4x, last at Charlotte, 12/8/13
Assts	5, 2x, last vs. LSU, 2/12/15
Min.	43 at Texas A&M, 1/16/14
FG	10 at Kentucky, 2/20/14
FT	10 at Xavier, 11/30/11

	14-15 Season Highs
Pts	19 vs. Tennessee, 2/23
Rebs	14, 3x, last vs. Tennessee, 2/23
Blks	4 vs. Southern Cal, 11/15
Stls	2 vs. Vanderbilt, 2/15
Assts	5 vs. LSU, 2/12
Min.	36, 3x, last vs. Kentucky, 1/11
FG	9 vs. Tennessee, 2/23
FT	3 vs. Liberty, 12/21

	SEC Career Highs
Pts	21 at Kentucky, 2/20/14
Rebs	16 at Texas A&M, 1/16/14
Blks	5, 2x, last at Kentucky, 2/20/14
Stls	3 vs. Florida, 3/3/13
Assts	5 vs. LSU, 2/12/15
Min.	43 at Texas A&M, 1/16/14
FG	10 at Kentucky, 2/20/14
FT	8, 2x, last at Miss. St., 2/6/14

## Career Stats at South Carolina

Year	GP	GS	Min	Avg	FG	FGA	Pct	3FG	FGA	Pct	FT	FIA	Pct	Off	Def	Tot	Avg	PF	FO	A	TO	Blk	Stl	Pts	Avg
2011-12	33	2	694	21.0	98	167	.587	0	1	.000	56	98	.571	104	96	200	6.1	41	0	18	40	22	19	252	7.6
2012-13	33	33	981	29.7	134	224	.598	1	1	1.000	126	178	.708	131	124	255	7.7	56	0	34	53	23	26	395	12.0
2013-14	34	33	1037	30.5	175	305	.574	1	1	1.000	116	194	.598	107	153	260	7.6	61	0	67	64	47	29	467	13.7
2014-15	27	27	690	25.6	113	200	.565	0	1	.000	22	54	.407	81	94	175	6.5	43	2	51	46	31	13	248	9.2
<b>Career Totals</b>	<b>127</b>	<b>95</b>	<b>3402</b>	<b>26.8</b>	<b>520</b>	<b>896</b>	<b>.580</b>	<b>2</b>	<b>4</b>	<b>.500</b>	<b>320</b>	<b>524</b>	<b>.611</b>	<b>423</b>	<b>467</b>	<b>890</b>	<b>7.0</b>	<b>201</b>	<b>2</b>	<b>170</b>	<b>203</b>	<b>123</b>	<b>87</b>	<b>1362</b>	<b>10.7</b>





# JATARIE WHITE

**6-4 • Freshman • Forward**  
**Charlotte, N.C. • Providence Day**

- Has played in 13 games, missing nine (Dec. 4 - Jan. 8) with a foot injury and three due to illness (Jan. 26-Feb. 1)
- Has scored in double figures two times
- Was outstanding in return from three-game absence due to illness with a career-high seven rebounds at #22/21 Georgia, including four to go with her four points in the first half as Gamecocks established a lead
- Made her SEC debut with three offensive rebounds in just five minutes against #10/11 Kentucky (Jan. 11)
- Netted 10 points in just 15 minutes against Wisconsin (Nov. 27)
- Scored double digits for first time her career with 11 points in 17 minutes against Clemson (Nov. 20)
- Made her collegiate debut against Southern Cal (Nov. 15), grabbing two rebounds in three minutes of action.

## 2014-15 Game-by-Game

Opponent	Date	GS	MIN	FG-A	3FG-A	FT-A	Reb	A	TO	B	S	TP
Southern Cal	11/15		3	0-0	0-0	0-0	0-2-2	1	0	0	0	0
Clemson	11/20		17	5-12	0-0	1-1	3-2-5	0	0	0	1	11
San Diego St.	11/23		22	3-5	0-0	0-0	1-5-6	0	0	0	1	6
vs. Wisconsin	11/27		15	4-7	0-0	2-3	1-2-3	2	0	0	1	10
vs. Syracuse	11/28		8	0-2	0-0	0-0	0-0-0	0	0	0	0	0
NC Central	12/1		7	1-1	0-0	0-0	0-1-1	0	2	0	0	2
Charlotte	12/4											
at Duke	12/7											
vs. Savannah St.	12/14											
at Hampton	12/17											
vs. C. Michigan	12/20											
vs. Liberty	12/21											
Auburn	1/2											
at LSU	1/4											
at Alabama	1/8											
Kentucky	1/11		5	0-1	0-0	0-0	3-0-3	0	1	1	0	0
at Missouri	1/15		5	0-0	0-0	0-0	1-1-2	0	1	0	0	0
at Florida	1/19		15	1-3	0-0	1-4	2-1-3	0	3	0	0	3
Texas A&M	1/26											
Alabama	1/29											
at Ole Miss	2/1											
at Georgia	2/5		21	2-4	0-0	1-2	0-7-7	0	2	2	0	5
at UConn	2/9		4	0-1	0-0	0-0	0-0-0	0	1	0	0	0
LSU	2/12		12	0-0	0-0	0-0	1-1-2	2	2	0	0	0
Vanderbilt	2/15		12	1-7	0-0	2-2	1-3-4	0	0	0	1	4
at Arkansas	2/19											
vs. Tennessee	2/23											

## Career Stats at South Carolina

Year	GP	GS	Min	Avg	FG	FGA	Pct	3FG	FGA	Pct	FT	FTA	Pct	Off	Def	Tot	Avg	PF	FO	A	TO	Blk	Stl	Pts	Avg
2014-15	13	0	146	11.2	17	43	.395	0	0	—	7	12	.583	13	25	38	2.9	15	0	5	12	3	4	41	3.2

# #40

### Career Highlights

No. 7 recruit in 2014 class (espnW)  
2014 High School All-America (WBCA, McDonald's)

	Season	Career
<b>Double-Double</b>	0	0
<b>10+ Points</b>	2	2
<b>5+ Assists</b>	0	0
<b>5+ Steals</b>	0	0
<b>Tm-High Pts.</b>	0	0
<b>Tm-High Assts.</b>	0	0

Miscellaneous

<b>Pts</b> .....	11 vs. Clemson, 11/20/14
<b>Rebs</b> .....	7 at Georgia, 2/5/15
<b>Blks</b> .....	2 at Georgia, 2/5/15
<b>Stls</b> .....	1, 4x, last vs. Vanderbilt, 2/15/15
<b>Assts</b> .....	2, 2x, vs. LSU, 2/12/15
<b>Min</b> .....	22 vs. San Diego State, 11/23/14
<b>FG</b> .....	5 vs. Clemson, 11/20/14
<b>FT</b> .....	2, 2x, last vs. Vanderbilt, 2/15/15

Career Highs

<b>Pts</b> .....	5 at Georgia, 2/5/15
<b>Rebs</b> .....	7 at Georgia, 2/5/15
<b>Blks</b> .....	2 at Georgia, 2/5/15
<b>Stls</b> .....	1 vs. Vanderbilt, 2/15/15
<b>Assts</b> .....	2 vs. LSU, 2/12/15
<b>Min</b> .....	21 at Georgia, 2/5/15
<b>FG</b> .....	2 at Georgia, 2/5/15
<b>FT</b> .....	2 at Vanderbilt, 2/15/15

SEC Highs



# A'JA WILSON

**6-5 • Freshman • Guard/Forward**  
**Hopkins, S.C. • Heathwood Hall**

- Has played in every game with one start (Southern Cal)
- Ranks 10th in the league in points and 14th in rebounds – only freshman among league's top 20 in both categories
- Has recorded four double-doubles
- Has scored in double figures 22 times with four 20-point games
- Has led the team in scoring a team-high 12 times – Clemson, vs. Wisconsin, NCCU, Charlotte, Savannah State, vs. Liberty, Auburn, at LSU, Texas A&M, Alabama, LSU, Vanderbilt
- Has been team's top rebounder six times – San Diego State, vs. Syracuse, NCCU, vs. Liberty, at LSU, at Alabama
- Hit 6-of-7 from the field for 12 points in the first half at Arkansas (Feb. 19), including six in 13-8 run that closed the period
- Became first freshman in Gamecock history to post back-to-back 20-point games in SEC play with 20 points against Vanderbilt (Feb. 15), including seven during a 9-0 run that built a double-digit lead late in the first half
- Dominated LSU (Feb. 12) with career-high 26 points in 25 minutes, including eight points of the Gamecocks' 16-4 run that broke open the game midway through the first half
- Picked up fourth SEC Freshman of the Week award after averaging 15.3 points and 6.7 rebounds in wins over Texas A&M, Alabama and Ole Miss
- Grabbed six of her nine rebounds against #12/10 Texas A&M in the second half after helping build first-half lead with 11 of her team-high 18 points
- Posted 10 of her 16 points at Florida (Jan. 19) in the first half, including six during a 14-2 first-half run that broke open the game
- Scored half of team's points in 6-0 run to close first half at LSU (Jan. 4) and added 12 in second half to prevent any Lady Tiger comeback
- Recorded a double-double in Gamecocks' final game of the month for the second time with 17 points and 10 boards against Liberty (Dec. 21) with 11 of those points coming in the second half
- Scored six points during Gamecocks' 12-2 first-half run against Central Michigan (Dec. 20) that turned a five-point lead into a 15-point advantage
- Poured in career-high 23 points against Savannah State on best shooting night of the season (8-of-10)
- Earned SEC and USBWA National Freshman of the Week honors after leading team to three wins (Dec. 1-7)
- Capped the team's comeback from four points down in the final 42 seconds at #9/8 Duke with a game-winning putback with two seconds left ... three of her four made field goals gave team the lead at different points of the second half

# #22

## Career Highlights

2015 Wooden Award Late-Season Top 20 and Naismith Midseason 30  
 2014 Subway All-Classic Team  
 2014 Junkanoo Jam, Lucaya Division MVP  
 USBWA National Freshman of the Week (Dec. 1-7)  
 5-Time SEC Freshman of the Week (11/24-30; 12/1-7; 12/29-1/4; 1/26-2/1; 2/9-15)  
 2014 National High School Player of the Year (WBCA, Naismith, Parade)  
 No. 1 recruit in 2014 class (espnW)  
 2014 McDonald's All-America  
 2014 FIBA Americas U18 Championship MVP  
 2014 FIBA Americas U18 Championship (gold)  
 2013 FIBA U19 World Championship (gold)

	Season	Career	Miscellaneous
Double-Double	4	4	
20+ Points	4	4	
10+ Points	22	22	
10+ Rebs	4	4	
5+ Steals	0	0	
Tm-High Pts.	12	12	
Tm-High Rebs.	6	6	

	Career Highs
Pts	26 vs. LSU, 2/12/15
Rebs	13 at LSU, 1/4/15
Blks	3, 6x, last at Arkansas, 2/19/15
Stls	3, 4x, last vs. C. Michigan, 12/20/14
Assts	3, 3x, last vs Alabama, 1/29/15
Min	28 vs. Kentucky, 1/11/15
FG	8, 2x, last vs. Sav. St., 12/14/14
FT	11 vs. LSU, 2/12/15

	SEC Career Highs
Pts	26 vs. LSU, 2/12/15
Rebs	13 at LSU, 1/4/15
Blks	3, 4x, last at Arkansas, 2/19/15
Stls	2 at Ole Miss, 2/1/15
Assts	3, 2x, last vs. Alabama, 1/29/15
Min	28 vs. Kentucky, 1/11/15
FG	7, 4x, last at Arkansas, 2/19/15
FT	11 vs. LSU, 2/12/15

## 2014-15 Game-by-Game

Opponent	Date	GS	MIN	FG-A	3FG-A	FT-A	Reb	A	TO	B	S	TP
Southern Cal	11/15	*	16	2-7	0-0	0-2	1-4-5	1	3	1	1	4
Clemson	11/20		20	6-8	0-0	6-7	2-3-5	0	2	1	0	18
San Diego St.	11/23		18	5-9	0-0	5-6	3-6-9	3	0	1	3	15
vs. Wisconsin	11/27		21	4-7	0-0	3-5	1-5-6	1	1	2	3	11
vs. Syracuse	11/28		26	5-13	0-0	5-9	4-6-10	0	1	1	2	15
NC Central	12/1		17	4-12	0-0	8-9	5-3-8	1	1	0	2	16
Charlotte	12/4		25	8-12	0-0	1-3	0-3-3	1	2	3	3	17
at Duke	12/7		26	4-8	0-0	2-5	2-3-5	0	3	1	1	10
vs. Savannah St.	12/14		21	8-10	0-0	7-10	2-4-6	1	1	2	1	23
at Hampton	12/17		17	5-9	0-0	2-2	2-4-6	1	2	1	1	12
vs. C. Michigan	12/20		20	6-9	0-0	0-0	0-5-5	0	1	1	3	12
vs. Liberty	12/21		22	6-11	0-0	5-10	3-7-10	1	0	3	1	17
Auburn	1/2		27	6-17	0-0	0-1	2-8-10	1	1	2	0	12
at LSU	1/4		26	7-11	0-0	7-9	3-10-13	2	5	3	1	21
at Alabama	1/8		19	3-7	0-0	5-7	0-5-5	3	4	3	1	11
Kentucky	1/11		28	3-13	0-0	2-4	4-5-9	1	0	3	0	8
at Missouri	1/15		12	1-3	0-0	1-4	1-3-4	0	1	0	0	3
at Florida	1/19		21	7-11	0-0	2-2	2-7-9	0	1	1	1	16
Texas A&M	1/26		25	6-10	0-0	6-8	1-8-9	1	4	2	1	18
Alabama	1/29		17	7-9	0-0	3-8	3-2-5	3	1	1	0	17
at Ole Miss	2/1		21	4-12	0-0	3-4	4-2-6	1	1	1	2	11
at Georgia	2/5		9	1-2	0-0	2-4	2-3-5	0	6	2	0	4
at UConn	2/9		22	4-8	0-0	2-4	3-3-6	2	1	0	0	10
LSU	2/12		25	7-12	1-1	11-15	5-3-8	0	1	2	1	26
Vanderbilt	2/15		20	5-7	0-0	10-11	2-3-5	2	0	0	1	20
at Arkansas	2/19		21	7-10	0-1	0-2	2-2-4	1	1	3	0	14
vs. Tennessee	2/23		12	3-7	0-0	2-2	1-0-1	0	0	1	1	8

- Earned SEC Freshman of the Week (Nov. 24-30) and Junkanoo Jam Lucaya Division MVP honors after averaging 13.0 points and a team-high 8.0 rebounds over the two games at the event
- Recorded first career double-double against No. 22/22 Syracuse (Nov. 28), including critical play in final two minutes after Gamecocks had taken a narrow lead, recording a blocked shot, a putback and a steal

## Career Stats at South Carolina

Year	GP	GS	Min	Avg	FG	FGA	Pct	3FG	FGA	Pct	FT	FTA	Pct	Off	Def	Tot	Avg	PF	FO	A	TO	Blk	Stl	Pts	Avg
2014-15	27	1	554	20.5	134	254	.528	1	2	.500	100	153	.654	60	117	177	6.6	51	1	27	44	41	30	369	13.7



Official Basketball Box Score - Game Totals - Final Statistics  
**Southern Cal vs #2 South Carolina**  
 11/15/14 7 p.m. at Columbia, S.C./Colonial Life Arena



**Southern Cal 61 • 0-1**

#	Player	Total		3-Ptr		Rebounds			PF	TP	A	TO	Blk	Stl	Min
		FG-FGA	FG-FGA	FT-FTA	FT-FTA	Off	Def	Tot							
13	Horn, Kaneisha	f	4-9	1-1	2-2	1	1	2	4	11	0	1	0	4	20
21	Violetama, Alexyz	f	3-6	1-1	2-2	0	1	1	4	9	0	0	1	2	18
02	Adams, Jordan	g	3-10	0-2	0-0	0	4	4	1	6	1	2	0	1	34
10	Jaco, Courtney	g	1-6	1-3	0-0	0	0	0	0	3	2	2	0	1	27
23	Barrett, Brianna	g	1-7	0-0	5-8	2	3	5	3	7	2	2	0	1	22
05	Calvert, McKenzie	g	2-9	0-2	7-7	1	1	2	1	11	0	1	0	0	23
24	Edelman, Drew	g	5-5	0-0	0-0	3	2	5	3	10	0	3	0	0	16
32	Alofaituli, Kiki	g	0-2	0-0	0-0	0	1	1	3	0	1	0	0	0	15
35	Simon, Kristen	g	2-4	0-0	0-0	1	5	6	4	4	3	4	1	1	24
43	Okonkwo, Amy	g	0-5	0-1	0-0	4	0	4	0	0	0	0	0	0	1
Team			3		1		4								
Totals			21-63	3-10	16-20	15	19	34	23	61	9	15	2	10	200

FG % 1st Half: 9-37 24.3% 2nd half: 12-26 46.2% Game: 21-63 33.3% Deaddball  
 3FG % 1st Half: 2-8 25.0% 2nd half: 1-2 50.0% Game: 3-10 30.0% Rebounds  
 FT % 1st Half: 4-4 100.0 2nd half: 12-16 75.0% Game: 16-20 80.0%

**#2 South Carolina 70 • 1-0**

#	Player	Total		3-Ptr		Rebounds			PF	TP	A	TO	Blk	Stl	Min
		FG-FGA	FG-FGA	FT-FTA	FT-FTA	Off	Def	Tot							
22	WILSON, A'ja	f	2-7	0-0	0-2	1	4	5	0	4	1	3	1	1	16
24	WELCH, Aleighsa	f	4-5	0-0	2-4	3	4	7	5	10	0	3	4	1	27
33	IBIAM, Elem	c	2-3	0-0	1-2	2	4	6	1	5	0	0	1	1	22
41	COATES, Alaina	c	6-8	0-0	6-6	4	9	13	1	18	0	1	2	0	30
25	MITCHELL, Tiffany	g	4-10	0-3	10-12	1	1	2	3	18	4	6	0	1	38
02	CUEVAS, Bianca	g	0-3	0-2	0-1	0	1	1	2	0	0	1	0	1	5
01	GAINES, Olivia	g	0-0	0-0	0-0	0	0	0	0	0	0	0	0	0	1
05	SESSIONS, Khadijah	g	2-5	2-3	0-0	1	1	2	2	6	2	1	1	1	19
23	ROY, Tina	g	3-6	3-5	0-0	0	2	2	3	9	6	2	1	3	25
30	DOZIER, Asia	g	0-3	0-2	0-0	0	0	0	0	0	1	2	0	0	14
41	WHITE, Jatarie	g	0-0	0-0	0-0	0	2	2	1	0	1	0	0	0	3
Team			0		3		3								
Totals			23-50	5-15	19-27	12	31	43	18	70	15	19	10	9	200

FG % 1st Half: 9-25 36.0% 2nd half: 14-25 56.0% Game: 23-50 46.0% Deaddball  
 3FG % 1st Half: 1-5 20.0% 2nd half: 4-10 40.0% Game: 5-15 33.3% Rebounds  
 FT % 1st Half: 8-13 61.5% 2nd half: 11-14 78.6% Game: 19-27 70.4%

Officials: Lisa Mattingly, Jesse Dickerson, Bruce Morris  
 Technical fouls: Southern Cal-None. #2 South Carolina-None.  
 Attendance: 10057

Score by periods	1st	2nd	Total
Southern Cal	24	37	61
#2 South Carolina	27	43	70

Last FG - USC 2nd-02:14, SC 2nd-02:35.  
 Largest lead - USC by 5 1st-17:02, SC by 13 2nd-02:35.

Points	In	Off	2nd	Fast	Bench
Paint	Paint	T/O	Chance	Break	
USC	36	22	10	8	25
SC	32	16	14	4	15

Score tied - 6 times.  
 Lead changed - 7 times.



Official Basketball Box Score - Game Totals - Final Statistics  
**Clemson vs #2/3 South Carolina**  
 11/20/14 7 p.m. at Columbia, S.C./Colonial Life Arena



**Clemson 41 • 2-1**

#	Player	Total		3-Ptr		Rebounds			PF	TP	A	TO	Blk	Stl	Min
		FG-FGA	FG-FGA	FT-FTA	FT-FTA	Off	Def	Tot							
24	Ivy Atkism	f	4-6	0-0	0-0	2	0	2	0	8	0	1	1	0	24
00	Shelbie Davenport	g	1-5	1-3	0-0	1	3	4	3	3	0	3	2	0	22
01	Tiffany Lewis	g	3-11	1-3	0-0	0	2	2	3	7	1	4	0	1	27
02	Chelsea Lindsay	g	0-4	0-3	0-0	1	0	1	2	0	0	3	0	1	26
25	Cha'Nelle Perry	g	4-6	0-1	1-2	1	3	4	1	9	3	0	2	0	25
03	Victoria Gardaj	g	1-1	1-1	0-0	0	0	0	0	3	1	0	0	0	5
12	Makayla Johnson	g	1-2	0-0	0-0	2	5	7	4	2	1	2	1	0	16
13	Daneasha Provo	g	0-9	0-5	1-2	2	0	2	0	1	1	0	0	0	21
14	Paige Mosley	g	2-4	0-0	0-0	0	1	1	4	4	0	0	1	1	12
21	Nikki Dixon	g	1-3	1-1	0-0	1	1	2	2	3	0	3	1	1	12
33	Alexis Carter	g	0-1	0-0	1-2	0	0	0	0	1	1	2	0	0	5
34	Justice Wright	g	0-1	0-0	0-0	0	0	0	0	0	0	0	0	0	5
Team			1		2		3								
Totals			17-53	4-17	3-6	11	17	28	19	41	8	18	8	4	200

FG % 1st Half: 9-25 36.0% 2nd half: 8-28 28.6% Game: 17-53 32.1% Deaddball  
 3FG % 1st Half: 2-8 25.0% 2nd half: 2-9 22.2% Game: 4-17 23.5% Rebounds  
 FT % 1st Half: 1-2 50.0% 2nd half: 2-4 50.0% Game: 3-6 50.0%

**#2/3 South Carolina 99 • 2-0**

#	Player	Total		3-Ptr		Rebounds			PF	TP	A	TO	Blk	Stl	Min
		FG-FGA	FG-FGA	FT-FTA	FT-FTA	Off	Def	Tot							
24	WELCH, Aleighsa	f	8-11	0-0	1-3	2	1	3	1	17	3	0	1	1	24
33	IBIAM, Elem	c	1-2	0-0	1-1	0	3	3	1	3	0	2	2	0	18
41	COATES, Alaina	c	4-10	0-0	4-7	4	6	10	0	12	2	2	0	2	20
05	SESSIONS, Khadijah	g	2-3	1-1	2-3	1	5	6	0	7	4	0	0	1	18
25	MITCHELL, Tiffany	g	6-8	3-4	0-0	0	0	0	2	15	5	1	0	3	25
00	FARMER, India	g	0-0	0-0	0-0	1	0	1	0	0	0	0	0	0	4
01	CUEVAS, Bianca	g	4-10	2-6	0-0	1	2	3	0	10	2	0	0	2	17
02	GAINES, Olivia	g	0-4	0-0	0-0	3	2	5	1	0	2	2	0	1	10
03	DUCKETT, Kaydra	g	0-0	0-0	0-0	0	0	0	0	0	1	0	0	0	3
15	DAVIS, Tiffany	g	1-2	1-2	0-0	0	1	1	0	3	2	0	0	0	8
22	WILSON, A'ja	g	6-8	0-0	6-7	2	3	5	0	18	0	2	1	0	20
30	DOZIER, Asia	g	1-2	1-2	0-0	0	1	1	2	3	4	0	0	0	16
41	WHITE, Jatarie	g	5-12	0-0	1-1	3	2	5	0	11	0	0	0	1	17
Team			6		1		7								
Totals			38-72	8-15	15-22	23	27	50	7	99	25	7	6	9	200

FG % 1st Half: 18-35 51.4% 2nd half: 20-37 54.1% Game: 38-72 52.8% Deaddball  
 3FG % 1st Half: 4-8 50.0% 2nd half: 4-7 57.1% Game: 8-15 53.3% Rebounds  
 FT % 1st Half: 5-9 55.6% 2nd half: 10-13 76.9% Game: 15-22 68.2%

Officials: Beverly Roberts, Denise Brooks, Maj Forsberg  
 Technical fouls: Clemson-None. #2/3 South Carolina-None.  
 Attendance: 11012

Score by periods	1st	2nd	Total
Clemson	21	20	41
#2/3 South Carolina	45	54	99

Last FG - CU 2nd-00:33, SC 2nd-01:02.  
 Largest lead - CU by 4 1st-17:36, SC by 60 2nd-01:43.

Score tied - 1 time.  
 Lead changed - 1 time.



Official Basketball Box Score - Game Totals - Final Statistics  
**San Diego State vs #2/3 South Carolina**  
 11/23/14 2 p.m. at Columbia, S.C./Colonial Life Arena



**San Diego State 38 • 1-3**

#	Player	Total		3-Ptr		Rebounds			PF	TP	A	TO	Blk	Stl	Min
		FG-FGA	FG-FGA	FT-FTA	FT-FTA	Off	Def	Tot							
02	HUNTER, Christina	f	0-6	0-0	0-0	1	3	4	1	0	0	3	1	1	25
05	CULBERSON, Chairese	f	1-5	1-3	0-0	2	4	6	2	3	1	2	0	0	23
25	AMARIKWA, Erimma	f	4-9	0-0	1-4	2	4	6	1	9	1	5	0	0	29
11	HARVEY, Ahjalee	g	1-5	1-3	0-0	0	0	0	4	3	1	3	0	1	22
21	JOHNSON, Chloe	g	1-2	0-0	0-0	0	1	1	4	2	0	3	0	1	13
00	SMITH, Deidra	g	2-4	0-0	0-0	2	3	5	2	4	0	3	1	1	14
15	FORT, McKynzie	g	1-7	1-1	1-2	1	1	2	2	4	4	7	0	1	27
22	THORNDERSON, Lexy	g	1-6	0-4	0-0	1	1	2	0	2	0	0	0	0	11
30	GREENHOUSE, Cheyen	g	1-3	1-1	2-2	0	2	2	0	5	1	1	0	0	24
44	BRANDON, Aleiah	g	2-2	2-2	0-0	0	0	0	3	6	1	2	0	0	12
Team			2		3		5								
Totals			14-49	6-14	4-8	11	22	33	19	38	8	29	2	7	200

FG % 1st Half: 5-19 26.3% 2nd half: 9-30 30.0% Game: 14-49 28.6% Deaddball  
 3FG % 1st Half: 2-4 50.0% 2nd half: 4-10 40.0% Game: 6-14 42.9% Rebounds  
 FT % 1st Half: 4-8 50.0% 2nd half: 0-0 0.0% Game: 4-8 50.0%

**#2/3 South Carolina 89 • 3-0**

#	Player	Total		3-Ptr		Rebounds			PF	TP	A	TO	Blk	Stl	Min
		FG-FGA	FG-FGA	FT-FTA	FT-FTA	Off	Def	Tot							
24	WELCH, Aleighsa	f	3-6	0-0	0-0	3	0	3	0	6	3	0	0	0	17
33	IBIAM, Elem	c	1-3	0-0	2-2	1	1	2	2	4	0	0	0	1	14
02	GAINES, Olivia	g	0-2	0-0	0-0	1	1	2	2	0	1	2	0	2	16
05	SESSIONS, Khadijah	g	2-5	0-2	2-3	0	0	0	0	6	3	0	0	4	14
25	MITCHELL, Tiffany	g	6-8	6-6	2-2	0	2	2	0	20	3	2	0	1	18
00	FARMER, India	g	0-0	0-0	1-2	0	0	0	0	1	0	0	0	0	3
01	CUEVAS, Bianca	g	4-6	1-3	2-2	0	3	3	1	11	5	1	0	4	17
15	DAVIS, Tiffany	g	0-3	0-2	0-1	2	0	2	0	0	1	2	0	0	8
22	WILSON, A'ja	g	5-9	0-0	5-6	3	6	9	0	15	3				





Official Basketball Box Score -- Game Totals -- Final Statistics  
**Savannah State vs #1/1 South Carolina**  
 12/14/14 12 p.m. at Columbia, S.C. / Colonial Life Arena



**Savannah State 49 • 4-3**

#	Player	Total		3-Ptr		Rebounds			PF	TP	A	TO	Blk	Stl	Min
		FG-FGA	FG-FGA	FG-FGA	FT-FTA	Off	Def	Tot							
44	DAVIS, Tiyonda	c	2-3	0-0	0-0	2	2	4	5	4	1	3	0	1	17
01	DORSEY, Brija	g	3-7	0-0	0-1	1	1	2	2	6	2	5	0	0	26
02	HENDRIX, Kenya	g	2-7	1-5	2-2	0	1	1	0	7	0	1	0	2	29
04	NORMAN, Jasmine	g	4-8	0-0	1-2	0	0	0	5	9	1	2	0	1	19
23	KALU, Ezinne	g	8-16	0-3	2-4	0	2	2	4	18	2	1	0	1	37
05	FIELDS, Lauryn	g	0-2	0-1	0-0	0	0	0	0	0	0	1	0	0	8
10	NIXON, Klah	g	0-0	0-0	0-0	0	0	0	0	0	0	0	0	0	5
12	YOUNG, Jada	g	1-4	0-0	0-0	0	2	2	3	2	0	2	1	1	10
13	THOMAS, Jazmin	g	0-0	0-0	0-0	0	0	0	1	0	1	1	0	0	3
14	RICHARDSON, Tanease	g	1-3	0-0	0-0	0	2	2	4	2	0	0	0	0	11
15	BUIE, Shanikwa	g	0-3	0-1	1-2	1	3	4	3	1	0	0	0	1	10
24	BROWN, Devya	g	0-5	0-4	0-0	0	0	0	3	0	1	2	0	1	13
25	BUSH, Destini	g	0-1	0-0	0-0	1	2	3	1	0	0	1	1	0	12
	Team					1	0	1							
	Totals		21-59	1-14	6-11	6	15	21	31	49	8	20	2	8	200

FG % 1st Half: 10-28 35.7% 2nd half: 11-31 35.5% Game: 21-59 35.6% Deadball Rebounds 0  
 3FG % 1st Half: 1-7 14.3% 2nd half: 0-7 0.0% Game: 1-14 7.1%  
 FT % 1st Half: 1-2 50.0% 2nd half: 5-9 55.6% Game: 6-11 54.5%

**#1/1 South Carolina 111 • 9-0**

#	Player	Total		3-Ptr		Rebounds			PF	TP	A	TO	Blk	Stl	Min
		FG-FGA	FG-FGA	FG-FGA	FT-FTA	Off	Def	Tot							
24	WELCH, Aleighsa	f	5-7	0-0	1-4	4	4	8	1	11	0	3	0	1	20
31	DOZIER, Asia	f	0-2	0-1	0-0	0	0	0	0	0	2	0	0	0	15
33	IBIAM, Elem	c	7-9	0-0	7-8	2	2	4	0	21	0	0	1	0	18
05	SESSIONS, Khadijah	g	1-5	0-1	2-3	2	0	2	0	4	4	1	0	4	16
25	MITCHELL, Tiffany	g	6-7	1-1	2-2	0	2	2	2	15	2	0	1	1	21
00	FARMER, India	g	0-2	0-2	1-2	1	1	2	0	1	0	0	0	0	4
01	CUEVAS, Bianca	g	4-7	0-1	1-1	0	1	1	3	9	0	3	0	4	18
02	GAINES, Olivia	g	0-3	0-0	2-2	2	2	4	1	2	1	0	0	0	15
03	DUCKETT, Kaydra	g	0-3	0-0	2-2	2	2	4	1	2	1	0	1	0	7
15	DAVIS, Tiffany	g	0-0	0-0	3-4	0	1	1	1	3	1	0	0	0	10
22	WILSON, A'ja	g	8-10	0-0	7-10	2	4	6	2	23	1	1	2	1	21
23	ROY, Tina	g	0-2	0-0	0-0	0	7	7	1	0	10	2	0	0	18
41	COATES, Alaina	g	7-8	0-0	6-9	3	7	10	0	20	1	2	1	0	17
	Team					2	3	5							
	Totals		38-65	1-8	34-47	20	36	56	12	111	23	12	6	11	200

FG % 1st Half: 22-31 71.0% 2nd half: 16-34 47.1% Game: 38-65 58.5% Deadball Rebounds 5,1  
 3FG % 1st Half: 1-3 33.3% 2nd half: 0-5 0.0% Game: 1-8 12.5%  
 FT % 1st Half: 15-23 65.2% 2nd half: 19-24 79.2% Game: 34-47 72.3%

Officials: Bob Trammell, Jennifer Rezac, Angelica Suffren  
 Technical fouls: Savannah State-None. #1/1 South Carolina-None.  
 Attendance: 9605

Score by periods	1st	2nd	Total
Savannah State	22	27	49
#1/1 South Carolina	60	51	111

Last FG - SSU 2nd-00:34, SC 2nd-03:04.  
 Largest lead - SSU by 2 1st-19:24, SC by 64 2nd-00:52.

Score tied - 2 times.  
 Lead changed - 3 times.



Official Basketball Box Score -- Game Totals -- Final Statistics  
**#1/1 South Carolina vs Hampton**  
 12/17/14 7:00 pm at Hampton, Va. (HU Convocation Center)



**#1/1 South Carolina 69 • 10-0**

#	Player	Total		3-Ptr		Rebounds			PF	TP	A	TO	Blk	Stl	Min
		FG-FGA	FG-FGA	FG-FGA	FT-FTA	Off	Def	Tot							
24	WELCH, Aleighsa	f	1-4	0-0	2-4	3	2	5	3	4	4	1	0	0	24
31	DOZIER, Asia	f	1-5	1-4	0-0	0	0	0	0	3	2	1	1	0	17
33	IBIAM, Elem	c	1-5	0-0	2-4	4	3	7	4	4	2	4	1	0	25
05	SESSIONS, Khadijah	g	1-3	0-1	0-0	1	2	3	2	2	5	0	0	0	24
25	MITCHELL, Tiffany	g	7-10	6-8	0-0	1	3	4	4	20	3	1	0	0	30
01	CUEVAS, Bianca	g	5-6	2-3	0-0	0	1	1	1	12	1	2	0	1	19
02	GAINES, Olivia	g	0-0	0-0	0-0	0	0	0	0	0	0	0	0	0	6
15	DAVIS, Tiffany	g	0-0	0-0	0-0	0	1	1	0	0	0	2	0	0	3
22	WILSON, A'ja	g	5-9	0-0	2-2	2	4	6	3	12	1	2	1	1	17
23	ROY, Tina	g	0-4	0-3	0-0	0	2	2	0	0	1	1	1	0	14
41	COATES, Alaina	g	4-9	0-0	4-6	3	10	13	2	12	0	4	3	0	21
	Team					4	2	6							
	Totals		25-55	9-19	10-16	18	30	46	19	69	19	18	7	2	200

FG % 1st Half: 13-33 39.4% 2nd half: 12-22 54.5% Game: 25-55 45.5% Deadball Rebounds 3  
 3FG % 1st Half: 5-12 41.7% 2nd half: 4-7 57.1% Game: 9-19 47.4%  
 FT % 1st Half: 6-8 75.0% 2nd half: 4-8 50.0% Game: 10-16 62.5%

**Hampton 49 • 3-6**

#	Player	Total		3-Ptr		Rebounds			PF	TP	A	TO	Blk	Stl	Min
		FG-FGA	FG-FGA	FG-FGA	FT-FTA	Off	Def	Tot							
23	HOBGOOD, Tyler	f	1-3	0-0	0-2	2	3	5	4	2	0	3	0	0	15
00	TATE-DeFREITAS, Malia	g	7-20	1-4	4-4	0	2	2	1	19	1	3	0	1	40
01	COLE, Kenya	g	3-7	2-6	1-2	2	2	4	2	9	4	1	0	2	40
02	WHITE, Kyani	g	4-7	1-2	2-2	0	0	0	1	11	1	2	0	0	38
15	JORDAN, Ryan	g	3-13	1-4	0-1	0	4	4	4	7	2	1	1	2	38
05	MARSHALL, Jackie	g	0-1	0-1	0-0	0	0	0	0	0	0	0	0	0	2
24	DAVIS, Arielle	g	0-0	0-0	0-0	0	0	0	0	1	0	0	0	0	2
34	WARD, Brielle	g	0-1	0-0	1-2	0	3	3	5	1	0	0	0	0	25
	Team					2	1	3							
	Totals		18-52	5-17	8-13	6	15	21	18	49	8	10	1	5	200

FG % 1st Half: 9-26 34.6% 2nd half: 9-26 34.6% Game: 18-52 34.6% Deadball Rebounds 3  
 3FG % 1st Half: 4-9 44.4% 2nd half: 1-8 12.5% Game: 5-17 29.4%  
 FT % 1st Half: 3-4 75.0% 2nd half: 5-9 55.6% Game: 8-13 61.5%

Officials: Norma Jones, Rachelle Jones, Erika Herriman  
 Technical fouls: #1/1 South Carolina-None. Hampton-None.  
 Attendance: 4000

Score by periods	1st	2nd	Total
#1/1 South Carolina	37	32	69
Hampton	25	24	49

Last FG - SC 2nd-00:23, HU 2nd-00:52.  
 Largest lead - SC by 27 2nd-03:58, HU by 1 1st-19:08.

Score tied - 2 times.  
 Lead changed - 4 times.



Official Basketball Box Score -- Game Totals -- Final Statistics  
**Central Michigan vs #1/1 South Carolina**  
 12/20/14 12:00 PM at Williams Arena (Minneapolis, Minn.)



**Central Michigan 45 • 4-4**

#	Player	Total		3-Ptr		Rebounds			PF	TP	A	TO	Blk	Stl	Min
		FG-FGA	FG-FGA	FG-FGA	FT-FTA	Off	Def	Tot							
23	Bradford, Crystal	f	9-18	1-3	1-2	0	4	4	2	20	1	4	0	0	34
32	Bracey, Jas'Mine	f	1-5	0-0	0-1	3	5	8	4	2	1	5	0	1	23
03	Green, Jessica	g	1-10	0-2	2-2	2	0	2	1	4	1	3	0	0	21
10	Breen, Cassandra	g	0-3	0-0	0-0	0	2	2	0	0	0	3	0	0	9
12	Tamm, Kerby	g	1-2	1-2	0-0	0	2	2	0	3	0	0	0	1	31
01	Turner, Da'Jourie	g	1-4	0-2	2-2	0	0	0	0	4	1	1	0	2	21
02	Jones, Lorreal	g	4-9	0-1	2-2	4	4	8	3	10	1	4	0	1	26
14	Corley, Amani	g	1-4	0-1	0-0	0	3	3	0	2	1	3	0	1	18
21	Fabriocus, Rikke	g	0-0	0-0	0-0	0	1	1	1	0	0	0	0	0	3
22	Moore, Tinara	g	0-3	0-0	0-0	0	3	3	1	0	1	0	1	0	12
24	Herrington, Karli	g	0-1	0-1	0-0	0	1	1	0	0	0	0	0	0	2
	Team					2	0	2							
	Totals		18-59	2-12	7-9	11	25	36	12	45	7	23	1	6	200

FG % 1st Half: 10-36 27.8% 2nd half: 8-23 34.8% Game: 18-59 30.5% Deadball Rebounds 0  
 3FG % 1st Half: 0-6 0.0% 2nd half: 2-6 33.3% Game: 2-12 16.7%  
 FT % 1st Half: 4-4 100.0% 2nd half: 3-5 60.0% Game: 7-9 77.8%

**#1/1 South Carolina 80 • 11-0**

#	Player	Total		3-Ptr		Rebounds			PF	TP	A	TO	Blk	Stl	Min
		FG-FGA	FG-FGA	FG-FGA	FT-FTA	Off	Def	Tot							
24	WELCH, Aleighsa	f	6-10	0-1	0-2	2	1	3	1	12	2	2	0	0	26
31	DOZIER, Asia	f	2-6	0-2	0-0	0	1	1	0	4	3	1	0	1	22
33	IBIAM, Elem	c	5-12	0-0	0-1	6	6	12	1	10	1	0	2	0	18
05	SESSIONS, Khadijah	g	1-3	0-2	0-0	1	1	2	1	2	3	4	0	2	21
25	MITCHELL, Tiffany	g	7-10	3-6	1-2	1	3	4	1	18	2	3	0	5	24
00	FARMER, India	g	0-0	0-0	0-0	0	0	0	0	0	0	0	0	0	1
01	CUEVAS, Bianca	g	1-7	0-4	0-0	1	0	1	0	2	4	1	0	2	18
02	GAINES, Olivia	g	1-2	0-0	0-0	1	1	2	0	2	0	0	0	0	9
03	DUCKETT, Kaydra	g	0-0	0-0	0-0	0	1	1	0	0	0	0	1	0	



**Auburn 58 • 9-5, 0-1 SEC**

#	Player	Total		3-Ptr	Rebounds			PF	TP	A	TO	Blk	Stl	Min	
		FG-FGA	FG-FGA		FT-FTA	Off	Def								Tot
13	Katie Frerking	f	2-13	1-5	0-0	1	4	5	3	5	0	1	0	0	24
44	Tra/Cee Tanner	f	2-5	0-0	0-0	1	4	5	5	4	2	4	1	1	29
10	Brandi Montgomery	g	3-10	0-3	0-0	2	5	7	1	6	0	2	0	1	33
22	Kiani Parker	g	2-3	1-1	0-0	0	2	2	4	5	3	0	0	2	14
40	Khady Dieng	g	0-1	0-0	0-0	0	0	0	2	0	0	0	0	1	12
00	Hasina Muhammad		8-18	0-0	10-10	1	1	2	4	26	0	1	3	3	29
23	Jessica Jones		0-1	0-1	0-0	0	0	0	2	0	0	0	1	1	6
25	Neydja Petithomme		3-6	2-3	2-4	3	1	4	3	10	3	2	0	1	28
35	Asia Robeson		1-5	0-1	0-0	2	1	3	1	2	0	1	1	1	17
50	Cabriana Capers		0-0	0-0	0-0	1	2	3	0	0	0	0	0	0	8
	Team					2	1	3	1		1				
	Totals		21-62	4-14	12-14	13	21	34	26	58	8	16	6	11	200

FG % 1st Half: 7-29 24.1% 2nd half: 14-33 42.4% Game: 21-62 33.9%  
 3FG % 1st Half: 1-6 16.7% 2nd half: 3-8 37.5% Game: 4-14 28.6%  
 FT % 1st Half: 2-2 100.0% 2nd half: 10-12 83.3% Game: 12-14 85.7%

**#1/1 South Carolina 75 • 13-0, 1-0 SEC**

#	Player	Total		3-Ptr	Rebounds			PF	TP	A	TO	Blk	Stl	Min	
		FG-FGA	FG-FGA		FT-FTA	Off	Def								Tot
24	WELCH, Aleighsa	f	6-6	0-0	0-1	3	3	6	0	12	0	2	1	0	19
31	DOZIER, Asia	f	2-6	1-3	0-0	0	0	0	1	5	4	2	0	1	16
33	IBIAM, Elem	c	5-8	0-0	1-2	2	0	2	3	11	0	1	1	0	19
05	SESSIONS, Khadijah	g	1-2	0-1	1-1	0	3	3	2	3	4	4	0	2	23
25	MITCHELL, Tiffany	g	1-9	1-4	4-4	0	1	1	1	7	4	2	0	2	26
00	FARMER, India		0-0	0-0	0-0	0	1	1	0	0	0	0	0	0	2
01	CUEVAS, Bianca		4-8	0-2	2-3	0	0	0	2	10	1	2	1	1	20
02	GAINES, Olivia		1-1	0-0	1-2	0	1	1	3	3	1	1	0	1	16
15	DAVIS, Tiffany		0-0	0-0	0-0	0	0	0	0	0	0	0	0	0	1
22	WILSON, A'ja		6-17	0-0	0-1	2	8	10	3	12	1	1	2	0	27
23	ROY, Tina		1-1	1-1	0-0	0	1	1	0	3	2	3	0	0	11
41	COATES, Alaina		3-4	0-0	5-9	5	9	14	1	11	0	0	1	1	20
	Team					3	0	3							
	Totals		30-62	3-11	14-23	15	27	42	16	77	17	18	6	8	200

FG % 1st Half: 15-33 45.5% 2nd half: 15-29 51.7% Game: 30-62 48.4%  
 3FG % 1st Half: 1-6 16.7% 2nd half: 2-5 40.0% Game: 3-11 27.3%  
 FT % 1st Half: 3-4 75.0% 2nd half: 11-19 57.9% Game: 14-23 60.9%

Officials: Beverly Roberts, Kelly Johnson, Bill Larence  
 Technical fouls: Auburn-TEAM. #1/1 South Carolina-None.  
 Attendance: 16465

Score by periods	1st	2nd	Total
Auburn	17	41	58
#1/1 South Carolina	34	43	77

Last FG - AU 2nd-00:06, SC 2nd-01:53. Score tied - 0 times.  
 Largest lead - AU None, SC by 23 2nd-05:53. Lead changed - 0 times.



**#1/1 South Carolina 75 • 14-0 (2-0 SEC)**

#	Player	Total		3-Ptr	Rebounds			PF	TP	A	TO	Blk	Stl	Min	
		FG-FGA	FG-FGA		FT-FTA	Off	Def								Tot
24	WELCH, Aleighsa	f	3-4	0-0	0-2	1	4	5	0	6	1	0	1	0	21
31	DOZIER, Asia	f	1-3	1-3	0-0	0	0	0	1	3	1	1	0	0	12
33	IBIAM, Elem	c	1-2	0-0	0-0	0	4	4	2	2	1	0	1	0	18
05	SESSIONS, Khadijah	g	0-1	0-1	0-0	1	2	3	3	0	0	1	0	1	13
25	MITCHELL, Tiffany	g	7-12	3-6	0-0	0	4	4	2	17	2	4	0	1	24
00	FARMER, India		0-0	0-0	0-0	0	0	0	0	0	0	0	0	0	2
01	CUEVAS, Bianca		2-8	1-4	3-3	0	1	1	2	8	2	2	0	2	18
02	GAINES, Olivia		1-3	0-0	0-0	0	0	0	2	2	3	1	0	2	19
03	DAVIS, Tiffany		0-0	0-0	0-0	0	0	0	0	0	0	0	0	0	1
15	DAVIS, Tiffany		1-1	1-1	0-0	0	3	3	1	3	2	3	0	0	11
22	WILSON, A'ja		7-11	0-0	7-9	3	10	13	3	21	2	5	3	1	26
23	ROY, Tina		2-6	2-6	0-0	0	1	1	1	6	4	3	0	0	21
41	COATES, Alaina		2-2	0-0	3-4	1	3	4	2	7	0	3	2	0	14
	Team					4	0	4							
	Totals		27-53	8-21	13-18	10	32	42	19	75	18	23	7	8	200

FG % 1st Half: 15-30 50.0% 2nd half: 12-23 52.2% Game: 27-53 50.9%  
 3FG % 1st Half: 6-15 40.0% 2nd half: 2-6 33.3% Game: 8-21 38.1%  
 FT % 1st Half: 1-3 33.3% 2nd half: 12-15 80.0% Game: 13-18 72.2%

**LSU 51 • 7-7 (1-1 SEC)**

#	Player	Total		3-Ptr	Rebounds			PF	TP	A	TO	Blk	Stl	Min	
		FG-FGA	FG-FGA		FT-FTA	Off	Def								Tot
23	AMICHA, Stephanie	f	4-6	0-0	0-2	4	3	7	3	8	1	5	0	2	23
42	BOYKIN, Sheila	f	3-6	0-0	0-0	3	8	11	2	6	0	1	0	2	25
11	MONCRIEF, Raigyne	g	3-12	0-0	1-3	2	2	4	1	7	0	1	0	1	22
13	HILL, Rina	g	2-6	0-0	1-2	0	1	1	2	5	1	1	0	0	22
24	HARDEN, DaSHAWN	g	4-12	0-1	1-2	0	3	3	3	9	0	4	1	3	25
01	DEEMER, Jenna		2-6	0-3	1-2	0	0	0	0	5	1	0	0	1	23
03	BETHEL, Akilah		0-3	0-0	1-2	2	1	3	2	1	0	2	0	1	13
04	PEDERSEN, Anne		3-8	1-3	1-2	1	0	1	3	8	0	2	0	2	26
01	RHODES, Jasmine		1-3	0-0	0-1	1	0	1	1	2	1	1	0	1	16
31	JONES, Ann		0-2	0-0	0-0	1	1	2	3	0	0	1	0	0	5
	Team					2	0	2							
	Totals		22-64	1-7	6-16	16	19	35	20	51	4	18	1	13	200

FG % 1st Half: 9-27 33.3% 2nd half: 13-37 35.1% Game: 22-64 34.4%  
 3FG % 1st Half: 1-3 33.3% 2nd half: 0-4 0.0% Game: 1-7 14.3%  
 FT % 1st Half: 3-9 33.3% 2nd half: 3-7 42.9% Game: 6-16 37.5%

Officials: Laura Morris, Eric Brewton, Ed Sidlasky  
 Technical fouls: #1/1 South Carolina-None. LSU-None.  
 Attendance: 3438  
 Actual Attendance: 2439

Score by periods	1st	2nd	Total
#1/1 South Carolina	37	38	75
LSU	22	29	51

Last FG - SC 2nd-03:00, LSU 2nd-00:06. Score tied - 1 time.  
 Largest lead - SC by 31 2nd-11:07, LSU by 2 1st-18:22. Lead changed - 1 time.



**#1/1 South Carolina 102 • 15-0, 3-0 SEC**

#	Player	Total		3-Ptr	Rebounds			PF	TP	A	TO	Blk	Stl	Min	
		FG-FGA	FG-FGA		FT-FTA	Off	Def								Tot
24	WELCH, Aleighsa	f	5-6	0-0	0-0	0	2	2	4	10	1	0	1	0	22
31	DOZIER, Asia	f	6-8	3-5	0-0	0	2	2	2	15	2	1	0	2	24
33	IBIAM, Elem	c	2-3	0-0	0-0	1	2	3	2	4	0	1	0	0	15
05	SESSIONS, Khadijah	g	1-3	0-1	0-0	1	0	1	0	2	5	0	0	4	18
25	MITCHELL, Tiffany	g	6-10	3-6	1-1	0	1	1	2	16	3	0	0	1	26
00	FARMER, India		0-1	0-0	0-0	1	0	1	1	0	0	0	0	0	4
01	CUEVAS, Bianca		1-5	1-4	4-4	1	2	3	0	7	3	0	0	0	15
02	GAINES, Olivia		1-2	0-1	0-0	1	0	1	1	2	3	0	0	0	13
03	DUCKETT, Kaydra		0-0	0-0	0-0	0	1	1	0	0	0	0	0	0	4
15	DAVIS, Tiffany		1-1	1-1	1-2	1	0	1	0	4	0	0	0	0	4
22	WILSON, A'ja		3-7	0-0	5-7	0	5	5	1	11	3	4	3	1	19
23	ROY, Tina		4-4	3-3	0-0	0	2	2	1	11	1	1	0	0	15
41	COATES, Alaina		7-8	0-0	6-6	2	1	3	1	20	1	0	3	0	21
	Team					0	4	4							
	Totals		37-58	11-21	17-20	8	22	30	15	102	22	7	7	8	200

FG % 1st Half: 19-28 67.9% 2nd half: 18-30 60.0% Game: 37-58 63.8%  
 3FG % 1st Half: 4-9 44.4% 2nd half: 7-12 58.3% Game: 11-21 52.4%  
 FT % 1st Half: 6-7 85.7% 2nd half: 11-13 84.6% Game: 17-20 85.0%

**Alabama 59 • 11-7, 0-3 SEC**

#	Player	Total		3-Ptr	Rebounds			PF	TP	A	TO	Blk	Stl	Min	
		FG-FGA	FG-FGA		FT-FTA	Off	Def								Tot
13	Hegstetter, Nikki	f	1-4	0-1	0-0	1	0	1	1	2	0	2	1	0	15
20	Williams, Ashley	f	4-7	0-0	2-2	0	2	2	1	10	0	2	0	0	26
25	Hutchen, Briana	f	3-5	0-2	0-0	1	5	6	0	6	0	0	0	2	19
11	Cook, Hannah	g	0-1	0-1	3-5	0	0	0	2	3	0	4	0	0	17
22	Middlebrook, Karyla	g	2-3	0-0	0-0	0	2	2	1	4	2	6	0	0	26
01	Bolton, Quanetria		2-8	2-4	2-2	2	2	4	3	8	2	0	0	1	23
03	Carter, Khadijah		0-1	0-1	0-0	0	1	1	0	0	0	0	0	0	5
05	Hayden, Breanna		0-3	0-1	0-0	0	0	0	1	0	0	0	0	0	10
15	Knight, Meoshonti		4-9	0-1	8-11	2	0	2	1	16</					



Official Basketball Box Score -- Game Totals -- Final Statistics  
**#1/1 South Carolina vs Mizzou**  
 1/15/15 8 p.m. at Mizzou Arena



**#1/1 South Carolina 60 • 17-0, 5-0 SEC**

#	Player	Total		3-Ptr		Rebounds			PF	TP	A	TO	Blk	Stl	Min
		FG-FGA	FG-FGA	FT-FTA	Off	Def	Tot								
24	WELCH, Aleighsa	f	3-10	0-0	2-4	4	10	14	2	8	1	2	1	0	34
31	DOZIER, Asia	f	1-5	1-4	0-0	0	3	3	2	3	0	1	0	0	30
33	IBIAM, Elem	c	0-3	0-0	0-0	1	2	3	3	0	0	3	2	0	14
05	SESSIONS, Khadijah	g	3-7	1-4	0-1	1	4	5	1	7	2	0	0	1	24
25	MITCHELL, Tiffany	g	8-14	2-5	1-2	1	5	6	1	19	1	2	2	3	34
01	CUEVAS, Bianca	g	1-5	0-0	3-4	1	1	2	2	5	1	1	0	1	15
02	GAINES, Olivia	g	0-0	0-0	0-0	0	0	0	1	0	0	0	0	0	2
22	WILSON, A'ja	g	1-3	0-0	1-4	1	3	4	2	3	0	1	0	0	12
23	ROY, Tina	g	0-4	0-4	0-0	1	0	1	0	0	1	1	0	0	8
40	WHITE, Jatarie	g	0-0	0-0	0-0	1	1	2	0	0	0	1	0	0	5
41	COATES, Alaina	g	4-7	0-0	7-8	4	3	7	4	15	0	2	0	0	22
Team					2		4								
Totals			21-58	4-17	14-23	17	34	51	18	60	6	14	5	5	200

FG % 1st Half: 11-34 32.4% 2nd half: 10-24 41.7% Game: 21-58 36.2% Deadball Rebounds 3  
 3FG % 1st Half: 1-9 11.1% 2nd half: 3-8 37.5% Game: 4-17 23.5%  
 FT % 1st Half: 1-9 22.2% 2nd half: 12-14 85.7% Game: 14-23 60.9%

**Mizzou 49 • 11-7, 1-4 SEC**

#	Player	Total		3-Ptr		Rebounds			PF	TP	A	TO	Blk	Stl	Min
		FG-FGA	FG-FGA	FT-FTA	Off	Def	Tot								
22	Frericks, Jordan	f	2-9	0-0	2-4	2	4	6	5	6	0	2	0	0	26
03	Fowler, Bree	g	1-6	0-2	2-2	1	1	2	4	4	2	0	0	0	25
11	Cunningham, Lindsey	g	1-2	0-0	1-2	0	3	3	2	3	1	0	0	0	36
24	Michaelis, Sierra	g	8-15	4-7	2-3	2	5	7	5	22	1	4	0	1	35
30	Eye, Morgan	g	1-10	1-6	2-2	1	6	7	3	5	0	1	0	3	32
02	Stock, Morgan	g	0-4	0-3	0-0	0	0	0	1	0	0	0	0	0	15
10	Stock, Maddie	g	3-6	2-4	1-2	0	4	4	2	9	0	3	0	1	20
12	Hudyn, Michelle	g	0-1	0-0	0-0	0	1	1	0	0	0	0	0	0	6
23	Robinson, Juanita	g	0-1	0-0	0-0	0	1	1	2	0	0	2	0	0	5
Team					1		2								
Totals			16-54	7-22	10-15	7	26	33	24	49	6	14	0	7	200

FG % 1st Half: 8-29 27.6% 2nd half: 8-25 32.0% Game: 16-54 29.6% Deadball Rebounds 2  
 3FG % 1st Half: 3-11 27.3% 2nd half: 3-8 36.4% Game: 7-22 31.8%  
 FT % 1st Half: 1-3 33.3% 2nd half: 7-10 70.0% Game: 10-15 66.7%

Officials: Michael McConnell, Gina Cross, Doug Knight  
 Technical fouls: #1/1 South Carolina-WELCH, Aleighsa, Mizzou-None.  
 Attendance: 1440

Score by periods	1st	2nd	Total
#1/1 South Carolina	25	35	60
Mizzou	20	29	49

Last FG - SC 2nd-02:51, MU 2nd-00:02.  
 Largest lead - SC by 14 2nd-00:15, MU by 2 1st-19:38.  
 Score tied - 4 times.  
 Lead changed - 1 time.



Official Basketball Box Score -- Game Totals -- Final Statistics  
**#1/1 South Carolina vs Florida**  
 01/19/15 7 p.m. ET at Gainesville, FL \* O'Connell Center



**#1/1 South Carolina 77 • 18-0, 6-0 SEC**

#	Player	Total		3-Ptr		Rebounds			PF	TP	A	TO	Blk	Stl	Min
		FG-FGA	FG-FGA	FT-FTA	Off	Def	Tot								
24	WELCH, Aleighsa	f	3-4	0-0	0-0	0	2	2	1	6	4	2	1	0	21
31	DOZIER, Asia	f	1-2	0-1	0-0	0	0	0	0	2	0	0	0	0	14
33	IBIAM, Elem	c	2-4	0-0	0-0	0	3	3	2	4	0	1	1	0	14
05	SESSIONS, Khadijah	g	0-0	0-0	0-0	1	2	3	3	0	2	1	0	0	13
25	MITCHELL, Tiffany	g	8-10	1-1	1-1	0	0	0	1	18	1	1	0	4	23
00	FARMER, India	g	0-0	0-0	2-2	0	0	0	0	2	0	0	0	1	4
01	CUEVAS, Bianca	g	4-8	1-3	2-2	0	2	2	1	11	4	0	0	0	19
02	GAINES, Olivia	g	0-0	0-0	1-2	1	1	2	1	1	1	1	0	0	6
03	DUCKETT, Kaydra	g	0-1	0-0	0-0	0	0	0	0	0	0	0	0	0	4
15	DAVIS, Tiffany	g	1-2	1-2	0-0	0	2	2	1	3	0	1	0	0	6
22	WILSON, A'ja	g	7-11	0-0	2-2	2	7	9	1	16	0	1	1	1	21
23	ROY, Tina	g	2-4	1-3	0-0	0	1	1	0	5	3	1	0	0	19
40	WHITE, Jatarie	g	1-3	0-0	1-4	2	1	3	1	3	0	3	0	0	15
41	COATES, Alaina	g	3-5	0-0	0-1	2	11	13	1	6	1	3	2	3	21
Team					1		2								
Totals			32-54	4-10	9-14	9	33	42	13	77	16	16	5	9	200

FG % 1st Half: 17-25 68.0% 2nd half: 15-29 51.7% Game: 32-54 59.3% Deadball Rebounds 2  
 3FG % 1st Half: 1-3 33.3% 2nd half: 3-7 42.9% Game: 4-10 40.0%  
 FT % 1st Half: 5-8 62.5% 2nd half: 4-6 66.7% Game: 9-14 64.3%

**Florida 42 • 9-10, 1-5 SEC**

#	Player	Total		3-Ptr		Rebounds			PF	TP	A	TO	Blk	Stl	Min
		FG-FGA	FG-FGA	FT-FTA	Off	Def	Tot								
23	Copeland, Brooke	f	0-9	0-5	3-4	4	1	5	2	3	1	2	1	0	29
44	Needles, Haley	f	2-4	0-0	0-0	3	0	3	3	4	1	0	0	0	15
04	Needles, Carlie	g	1-6	0-3	0-0	2	1	3	2	2	0	4	0	0	26
13	Peoples, Cassie	g	1-12	0-4	0-0	2	1	3	1	2	2	4	0	0	29
22	Lewis, Kayla	g	4-10	0-0	0-0	2	6	8	0	8	1	0	0	0	30
01	Williams, Ronni	g	6-14	0-0	0-0	2	1	3	5	12	1	1	0	2	18
03	Miller, January	g	2-9	0-2	0-0	2	2	4	4	4	0	1	0	0	19
11	Anderson, Dyandria	g	2-4	0-0	0-0	1	0	1	0	4	0	1	0	0	17
15	Dimaitse, Viktorija	g	0-0	0-0	0-0	0	0	0	2	0	0	2	1	1	10
32	Batchelor, Carla	g	1-2	1-1	0-0	0	2	2	1	3	0	0	0	0	7
Team					1		2								
Totals			19-70	1-15	3-4	19	16	35	20	42	6	15	2	4	200

FG % 1st Half: 8-37 21.6% 2nd half: 11-33 33.3% Game: 19-70 27.1% Deadball Rebounds 0  
 3FG % 1st Half: 0-4 0.0% 2nd half: 1-11 9.1% Game: 1-15 6.7%  
 FT % 1st Half: 1-2 50.0% 2nd half: 2-2 100.0% Game: 3-4 75.0%

Officials: Lisa Mattingly, Laura Morris, Felicia Grinter  
 Technical fouls: #1/1 South Carolina-None. Florida-None.  
 Attendance:  
 Duration: 1:50  
 UF #1 R. Williams fouls out at 11:41(2)

Score by periods	1st	2nd	Total
#1/1 South Carolina	40	37	77
Florida	17	25	42

Points In Off 2nd Fast Bench  
 SC 46 20 11 14 47  
 UF 26 13 12 4 23



Official Basketball Box Score -- Game Totals -- Final Statistics  
**#12/10 Texas A&M vs #1/1 South Carolina**  
 01/26/15 7 p.m. at Columbia, S.C./Colonial Life Arena



**#12/10 Texas A&M 61 • 16-5 (4-3 SEC)**

#	Player	Total		3-Ptr		Rebounds			PF	TP	A	TO	Blk	Stl	Min
		FG-FGA	FG-FGA	FT-FTA	Off	Def	Tot								
01	Courtney Williams	f	3-21	1-2	5-6	1	4	5	2	12	3	2	0	3	34
03	Achiri Ade	f	5-10	0-0	5-7	2	3	5	3	15	0	1	2	1	38
00	Khaalila Hillsman	c	1-2	0-0	0-0	0	1	1	3	2	0	0	0	0	16
24	Jordan Jones	g	6-10	2-5	0-1	2	2	4	4	14	4	5	0	2	28
33	Courtney Walker	g	5-8	0-0	0-0	0	1	1	3	10	1	6	1	1	35
11	Curtye Knox	g	0-2	0-1	0-0	0	1	1	0	0	2	1	0	0	12
12	Jada Terry	g	0-0	0-0	0-0	0	1	1	0	0	0	0	0	0	2
13	Chelsea Jennings	g	0-3	0-0	0-0	1	2	3	0	0	1	0	0	0	6
15	Tori Scott	g	2-3	0-0	0-0	1	2	2	4	0	0	0	0	0	9
23	Rachel Mitchell	g	2-3	0-0	0-2	1	3	5	4	4	0	1	0	1	18
32	T. Scott-Williams	g	0-0	0-0	0-0	0	0	0	0	0	0	0	0	0	2
Team					1		1								
Totals			24-62	3-8	10-16	10	19	29	22	61	11	16	3	8	200

FG % 1st Half: 13-28 46.4% 2nd half: 11-34 32.4% Game: 24-62 38.7% Deadball Rebounds 21  
 3FG % 1st Half: 2-4 50.0% 2nd half: 1-4 25.0% Game: 3-8 37.5%  
 FT % 1st Half: 3-4 75.0% 2nd half: 7-12 58.3% Game: 10-16 62.5%

**#1/1 South Carolina 79 • 19-0 (7-0 SEC)**

#	Player	Total		3-Ptr		Rebounds			PF	TP	A	TO	Blk	Stl	Min
		FG-FGA	FG-FGA	FT-FTA	Off	Def	Tot								
24	WELCH, Aleighsa	f	5-9	0-0	2-4	1	6	7	5	12	0	1	2	0	24
31	DOZIER, Asia</														



Official Basketball Box Score -- Game Totals -- Final Statistics  
**South Carolina vs Ole Miss**  
 2/01/15 3:30 pm at Oxford, Miss. (Tad Smith Coliseum)



**South Carolina 77 • 21-0, 9-0 SEC**

#	Player	Total		3-Ptr	Rebounds			PF	TP	A	TO	Blk	Stl	Min	
		FG-FGA	FG-FGA		FT-FTA	Off	Def								Tot
31	DOZIER, Asia	f	0-1	0-1	0-0	0	1	1	0	2	1	0	0	11	
33	IBIAM, Elem	c	4-5	0-0	2-2	1	0	1	2	10	1	0	0	14	
05	SESSIONS, Khadijah	g	3-5	0-1	1-3	1	1	2	2	7	3	1	0	21	
24	WELCH, Aleighsa	g	2-4	0-0	2-8	1	4	5	2	6	2	0	0	32	
25	MITCHELL, Tiffany	g	4-10	2-3	1-3	4	4	5	3	11	1	2	0	33	
00	FARMER, India	g	0-0	0-0	0-0	0	0	0	0	0	0	0	0	0+	
01	CUEVAS, Bianca	g	5-8	2-4	9-11	1	3	4	4	21	0	2	0	1	24
02	GAINES, Olivia	g	0-0	0-0	0-0	0	0	0	0	0	0	0	0	3	
03	DUCKETT, Kaydra	g	0-0	0-0	0-0	0	0	0	0	0	0	0	0	0+	
22	WILSON, A'ja	g	4-12	0-0	3-4	4	2	6	2	11	1	1	2	21	
23	ROY, Tina	g	0-1	0-0	1-2	0	1	1	0	1	1	0	0	7	
41	COATES, Alaina	g	2-5	0-0	6-7	5	5	10	2	10	1	2	2	1	24
	Team					1	4	5							
	<b>Totals</b>		<b>24-51</b>	<b>4-9</b>	<b>25-40</b>	<b>15</b>	<b>25</b>	<b>40</b>	<b>17</b>	<b>77</b>	<b>12</b>	<b>10</b>	<b>5</b>	<b>7</b>	<b>200</b>

FG % 1st Half: 10-26 38.5% 2nd half: 14-25 56.0% Game: 24-51 47.1% Deadball Rebounds 8  
 3FG % 1st Half: 3-6 50.0% 2nd half: 1-3 33.3% Game: 4-9 44.4%  
 FT % 1st Half: 13-19 68.4% 2nd half: 12-21 57.1% Game: 25-40 62.5%

**Ole Miss 59 • 14-8, 4-5 SEC**

#	Player	Total		3-Ptr	Rebounds			PF	TP	A	TO	Blk	Stl	Min	
		FG-FGA	FG-FGA		FT-FTA	Off	Def								Tot
22	Mccray,Danielle	f	2-6	0-0	2-4	3	1	4	5	6	0	1	0	1	28
32	Faleru,Tia	f	3-6	0-0	0-2	2	11	13	4	6	1	4	0	1	31
03	Hayes,A'Queen	g	2-6	0-1	0-4	1	2	3	3	4	5	0	0	3	35
05	Sisk,Erika	g	3-8	0-2	6-10	1	1	2	4	12	2	4	0	1	38
23	Sessom,Shandricka	g	6-12	0-5	0-0	2	1	3	5	12	0	1	0	1	11
11	Joseph,Shequila	g	3-7	2-4	0-2	3	1	4	4	8	0	0	0	0	14
12	Frizzell,Gracie	g	2-5	1-4	0-0	0	1	1	1	5	0	1	0	0	25
13	Porter,Sarah	g	0-1	0-0	0-0	0	0	0	0	0	0	0	0	0	1
15	Briggs,Kelsey	g	1-3	1-2	0-0	0	0	0	1	3	0	0	0	0	8
20	Singletary,Amber	g	1-3	1-2	0-0	2	0	2	5	3	2	0	0	0	9
	Team					3	1	4							
	<b>Totals</b>		<b>23-57</b>	<b>5-20</b>	<b>8-22</b>	<b>17</b>	<b>19</b>	<b>36</b>	<b>32</b>	<b>59</b>	<b>10</b>	<b>16</b>	<b>0</b>	<b>7</b>	<b>200</b>

FG % 1st Half: 11-29 37.9% 2nd half: 12-28 42.9% Game: 23-57 40.4% Deadball Rebounds 6  
 3FG % 1st Half: 4-9 44.4% 2nd half: 1-11 9.1% Game: 4-9 44.4%  
 FT % 1st Half: 3-9 33.3% 2nd half: 5-13 38.5% Game: 8-22 36.4%

Officials: R:Tina Napier, U1:Metta Roberts, U2:Jules Gallien  
 Technical fouls: South Carolina-None. Ole Miss-None.  
 Attendance: 1935

Score by periods	1st	2nd	Total
South Carolina	36	41	<b>77</b>
Ole Miss	29	30	<b>59</b>

Last FG - SC 2nd-01:07, OM 2nd-01:23.  
 Largest lead - SC by 20 2nd-04:24, OM by 9 1st-09:25.

Score tied - 4 times.  
 Lead changed - 6 times.



Official Basketball Box Score -- Game Totals -- Final Statistics  
**#1/1 South Carolina vs #22/21 Georgia**  
 02/05/15 7:02 PM ET at Stegeman Coliseum -- Athens, Ga.



**#1/1 South Carolina 58 • 22-0 (10-0)**

#	Player	Total		3-Ptr	Rebounds			PF	TP	A	TO	Blk	Stl	Min	
		FG-FGA	FG-FGA		FT-FTA	Off	Def								Tot
05	SESSIONS, Khadijah	*	0-1	0-0	1-4	0	3	3	2	1	2	1	0	0	22
24	WELCH, Aleighsa	*	1-7	0-0	0-1	9	5	14	2	2	2	0	0	3	22
25	MITCHELL, Tiffany	*	5-11	2-4	2-2	1	2	3	2	14	3	1	0	2	29
31	DOZIER, Asia	*	0-4	0-4	0-0	0	4	4	0	0	0	1	1	0	19
33	IBIAM, Elem	*	3-6	0-0	2-2	1	2	3	5	8	0	5	2	0	24
01	CUEVAS, Bianca		7-14	2-4	0-1	1	3	4	0	16	2	2	0	2	20
02	GAINES, Olivia		1-2	0-0	0-0	0	1	1	1	2	1	0	0	0	10
03	DUCKETT, Kaydra		0-1	0-0	0-2	0	1	1	0	0	0	0	0	0	4
22	WILSON, A'ja		1-2	0-0	2-4	2	3	5	5	4	0	6	2	0	9
23	ROY, Tina		2-5	2-4	0-0	0	2	2	1	6	0	1	0	0	20
40	WHITE, Jatarie		2-4	0-0	1-2	0	7	7	3	5	0	2	2	0	21
	Team					3	0	3							
	<b>Totals</b>		<b>22-57</b>	<b>6-16</b>	<b>8-18</b>	<b>17</b>	<b>33</b>	<b>50</b>	<b>21</b>	<b>58</b>	<b>10</b>	<b>19</b>	<b>10</b>	<b>4</b>	<b>200</b>

FG % 1st Half: 13-30 43.3% 2nd half: 9-27 33.3% Game: 22-57 38.6% Deadball Rebounds 4  
 3FG % 1st Half: 3-7 42.9% 2nd half: 3-9 33.3% Game: 6-16 37.5%  
 FT % 1st Half: 1-4 25.0% 2nd half: 7-14 50.0% Game: 8-18 44.4%

**#22/21 Georgia 35 • 17-6 (5-5)**

#	Player	Total		3-Ptr	Rebounds			PF	TP	A	TO	Blk	Stl	Min	
		FG-FGA	FG-FGA		FT-FTA	Off	Def								Tot
03	Tiaria Griffin	*	3-15	1-9	0-0	1	4	5	0	7	0	0	0	1	38
13	Merritt Hempe	*	2-6	0-1	0-2	2	2	4	4	4	0	3	1	2	24
24	Marjorie Butler	*	0-4	0-2	0-0	3	1	4	2	0	1	1	0	0	15
31	Erika Ford	*	0-6	0-2	0-0	2	4	6	4	0	1	2	0	1	27
33	Mackenzie Ingram	*	3-15	1-4	1-2	2	2	4	1	8	0	3	2	1	38
11	Pachis Roberts		1-5	0-1	3-3	1	2	3	1	5	1	2	0	0	15
12	Haley Clark		2-3	0-0	4-5	1	3	4	2	8	1	1	0	2	25
23	Haley Washington		1-4	0-0	1-3	1	4	5	5	3	1	3	0	0	18
	Team					1	2	3							
	<b>Totals</b>		<b>12-58</b>	<b>2-19</b>	<b>9-15</b>	<b>14</b>	<b>24</b>	<b>38</b>	<b>19</b>	<b>35</b>	<b>5</b>	<b>17</b>	<b>3</b>	<b>7</b>	<b>200</b>

FG % 1st Half: 5-28 17.9% 2nd half: 7-30 23.3% Game: 12-58 20.7% Deadball Rebounds 5  
 3FG % 1st Half: 1-9 11.1% 2nd half: 1-10 10.0% Game: 2-19 10.5%  
 FT % 1st Half: 3-8 37.5% 2nd half: 6-7 85.7% Game: 9-15 60.0%

Officials: Michael Price, Beverly Roberts, Denise Brooks  
 Technical fouls: #1/1 South Carolina-None. #22/21 Georgia-None.  
 Attendance: 4896  
 1st half 19:18, flagrant 1 foul on USC # 24, Aleighsa Welch.

Score by periods	1st	2nd	Total
#1/1 South Carolina	30	28	<b>58</b>
#22/21 Georgia	14	21	<b>35</b>

	In	Off	2nd	Fast	Bench
Points	Paint	T/O	Chance	Break	
SC	26	10	13	10	33
UGA	14	18	8	0	16

Last FG - SC 2nd-01:31, UGA 2nd-03:25.  
 Largest lead - SC by 25 2nd-12:10, UGA by 2 1st-18:56.

Score tied - 3 times.  
 Lead changed - 1 time.



Official Basketball Box Score -- Game Totals -- Final Statistics  
**#1/1 South Carolina vs #2/2 Connecticut**  
 02/09/15 8 p.m. at Storrs, Conn. - Gampel Pavilion



**#1/1 South Carolina 62 • 22-1, 10-0 SEC**

#	Player	Total		3-Ptr	Rebounds			PF	TP	A	TO	Blk	Stl	Min	
		FG-FGA	FG-FGA		FT-FTA	Off	Def								Tot
24	WELCH, Aleighsa	f	8-17	0-0	1-3	7	4	11	1	17	0	3	0	1	33
31	DOZIER, Asia	f	1-3	0-0	0-0	0	1	1	1	2	1	0	0	1	16
33	IBIAM, Elem	c	0-0	0-0	0-0	1	2	3	1	0	0	2	0	0	14
05	SESSIONS, Khadijah	g	3-8	2-4	0-0	1	0	1	2	8	1	1	0	1	25
25	MITCHELL, Tiffany	g	6-12	3-4	2-3	2	2	4	4	17	3	3	0	2	37
01	CUEVAS, Bianca	g	1-6	0-1	0-0	0	0	0	3	2	1	1	0	0	22
02	GAINES, Olivia	g	0-1	0-0	0-0	0	1	1	0	0	0	0	0	0	1
03	DUCKETT, Kaydra	g	0-1	0-0	0-0	1	0	1	1	0	0	0	0	1	1
22	WILSON, A'ja	g	4-8	0-0	2-4	3	3	6	2	10	2	1	0	0	22
23	ROY, Tina	g	0-3	0-0	0-0	0	0	0	0	0	0	2	0	0	6
40	WHITE, Jatarie	g	0-1	0-0	0-0	0	0	0	0	0	0	1	0	0	4
41	COATES, Alaina	g	3-6	0-0	0-0	2	1	3	3	6	1	1	1	0	19
	Team					4	2	6							
	<b>Totals</b>		<b>26-66</b>	<b>5-9</b>	<b>5-10</b>	<b>21</b>	<b>16</b>	<b>37</b>	<b>18</b>	<b>62</b>	<b>9</b>	<b>17</b>	<b>1</b>	<b>6</b>	<b>200</b>

FG % 1st Half: 14-32 43.8% 2nd half: 12-34 35.3% Game: 26-66 39.4% Deadball Rebounds 3  
 3FG % 1st Half: 2-4 50.0% 2nd half: 3-5 60.0% Game: 5-9 55.6%  
 FT % 1st Half: 1-1 100.0% 2nd half: 4-9 44.4% Game: 5-10 50.0%

**#2/2 Connecticut 87 • 23-1, 12-0 AAC**

#	Player	Total		3-Ptr	Rebounds			PF	TP	A	TO	Blk	Stl	Min	
		FG-FGA	FG-FGA		FT-FTA	Off	Def								Tot
03	TUCK, Morgan	f	7-14	2-3	1-2	1	5	6	2	17	3	1	0	0	35
23	MOSQUEDA-LEWIS, K.	f	7-12	5-6	4-4	1	2	3	3	23	4	3	0	4	37
30	STEWART, Breanna	f	7-14	0-1	8-11	4	4	8	3	22	1	3	5	0	37
04	JEFFERSON, Moriah	g	7-9	1-1	1-1	0	4	4	2	16	6	1	0	2	38
11	NURSE, Kia	g	1-5	0-0	2-2	0	1	1	1	4	3	2	0	0	19
12	CHONG, Sania	g	1-1	0-0	0-1	1	0	1	0	2	1	0	0	1	16
15	WILLIAMS, Gabby	g	0-0	0-0	1-2	1	0	1	0	1	0	0	0	0	4
20	LAWLOR, Tierney	g	0-0	0-0	0-0	0	0	0							





Official Basketball Box Score - Game Totals - Final Statistics  
**Vanderbilt vs #1/2 South Carolina**  
 02/15/15 12 p.m. at Columbia, S.C./Colonial Life Arena



**Vanderbilt 59 • 13-12 (4-8 SEC)**

#	Player	Total		3-Ptr		Rebounds			PF	TP	A	TO	Blk	Stl	Min
		FG	FGA	FG	FGA	FT	FTA	Off							
21	Heather Bowe	f	2-7	0-0	0-0	1	3	4	2	4	0	1	0	0	14
22	Marques Webb	f	4-8	0-0	3-6	0	1	1	4	11	0	1	0	1	29
01	Rebekah Dahlman	g	5-9	1-1	2-2	0	1	1	5	13	3	7	0	1	29
15	Jasmine Jenkins	g	1-3	0-0	1-2	1	3	4	4	3	2	5	0	2	31
25	Morgan Batey	g	2-3	0-0	0-1	1	1	2	1	4	2	1	0	1	19
03	Rachel Bell		3-6	1-3	0-0	1	1	2	2	7	1	1	1	0	29
13	A. Caron-Goudreau		3-5	0-0	1-2	1	2	3	4	7	1	4	1	0	25
24	Kristen Gaffney		0-2	0-0	0-0	0	0	0	0	0	0	0	0	0	4
41	Paris Kea		5-8	0-0	0-0	2	2	4	0	10	2	2	0	2	15
44	Rayte'a Long		0-1	0-0	0-0	0	2	2	1	0	1	0	0	0	5
	Team					0	0	0							
	<b>Totals</b>		<b>25-52</b>	<b>2-4</b>	<b>7-13</b>	<b>7</b>	<b>16</b>	<b>23</b>	<b>23</b>	<b>59</b>	<b>12</b>	<b>22</b>	<b>2</b>	<b>7</b>	<b>200</b>

FG % 1st Half: 12-26 46.2% 2nd half: 13-26 50.0% Game: 25-52 48.1% Deadball Rebounds 3.1  
 3FG % 1st Half: 0-0 0.0% 2nd half: 2-4 50.0% Game: 2-4 50.0%  
 FT % 1st Half: 3-6 50.0% 2nd half: 4-7 57.1% Game: 7-13 53.8%

**#1/2 South Carolina 89 • 24-1 (12-0 SEC)**

#	Player	Total		3-Ptr		Rebounds			PF	TP	A	TO	Blk	Stl	Min
		FG	FGA	FG	FGA	FT	FTA	Off							
24	WELCH, Aleighsa	f	3-5	0-0	0-0	6	3	9	1	6	1	4	0	2	22
31	DOZIER, Asia	f	0-3	0-3	0-0	0	0	0	1	0	1	0	0	0	13
33	IBIAM, Elem	c	4-8	0-0	1-1	1	3	4	4	9	1	0	0	0	17
05	SESSIONS, Khadijah	g	1-2	1-1	0-1	0	2	2	2	3	3	1	1	3	18
25	MITCHELL, Tiffany	g	8-12	1-4	3-4	2	1	3	0	20	1	4	0	4	26
01	CUEVAS, Bianca		0-5	0-1	4-4	2	1	3	0	4	5	3	0	3	21
02	GAINES, Olivia		0-1	0-0	0-0	1	2	3	1	0	1	1	0	0	13
03	DUCKETT, Kaydra		0-2	0-0	0-0	1	0	1	0	0	0	0	0	0	3
22	WILSON, A'ja		5-7	0-0	10-11	2	3	5	0	20	2	0	0	1	20
23	ROY, Tina		3-4	3-4	0-0	0	2	2	0	9	4	2	0	0	18
40	WHITE, Jatarie		1-7	0-0	2-2	1	3	4	2	4	0	0	0	1	12
41	COATES, Alaina		6-9	0-0	2-3	2	1	3	4	14	1	1	1	0	17
	Team					2	2	4							
	<b>Totals</b>		<b>31-65</b>	<b>5-13</b>	<b>22-26</b>	<b>20</b>	<b>23</b>	<b>43</b>	<b>15</b>	<b>89</b>	<b>20</b>	<b>16</b>	<b>2</b>	<b>14</b>	<b>200</b>

FG % 1st Half: 16-34 47.1% 2nd half: 15-31 48.4% Game: 31-65 47.7% Deadball Rebounds 1  
 3FG % 1st Half: 2-6 33.3% 2nd half: 3-7 42.9% Game: 5-13 38.5%  
 FT % 1st Half: 12-13 92.3% 2nd half: 10-13 76.9% Game: 22-26 84.6%

Officials: Felicia Grinter, Frank Steratore, Bruce Morris  
 Technical fouls: Vanderbilt-None. #1/2 South Carolina-None.  
 Attendance: 15255

Score by periods	1st	2nd	Total
Vanderbilt	27	32	59
#1/2 South Carolina	46	43	89

Points	In	Off	2nd	Fast	Bench
VANDY	Paint	T/O	Chance	Break	
SC	32	18	8	12	24
SC	50	29	18	21	51

Last FG - VANDY 2nd-00:16, SC 2nd-01:32.  
 Largest lead - VANDY by 2 1st-18:58, SC by 35 2nd-02:47.

Score tied - 3 times.  
 Lead changed - 2 times.



Official Basketball Box Score - Game Totals - Final Statistics  
**#2/2 South Carolina vs Arkansas**  
 02/19/15 8 p.m. at Fayetteville, Ark. (Bud Walton Arena)



**#2/2 South Carolina 73 • 25-1, 13-0 SEC**

#	Player	Total		3-Ptr		Rebounds			PF	TP	A	TO	Blk	Stl	Min
		FG	FGA	FG	FGA	FT	FTA	Off							
24	WELCH, Aleighsa	f	1-4	0-0	0-0	0	3	3	2	2	3	3	0	0	28
31	DOZIER, Asia	f	3-4	3-4	0-0	0	2	2	1	9	1	1	0	0	12
33	IBIAM, Elem	c	0-2	0-0	2-2	0	3	3	2	2	0	0	3	0	12
05	SESSIONS, Khadijah	g	3-5	2-3	3-4	2	3	5	2	11	7	3	0	4	33
25	MITCHELL, Tiffany	g	4-9	0-4	7-7	0	0	0	2	15	2	4	3	5	37
01	CUEVAS, Bianca		0-1	0-0	0-0	0	0	0	2	0	0	0	0	0	2
02	GAINES, Olivia		0-0	0-0	0-0	0	0	0	1	0	0	0	0	0	4
22	WILSON, A'ja		7-10	0-1	0-2	2	2	4	1	14	1	1	3	0	21
23	ROY, Tina		2-5	2-5	0-0	1	1	2	0	6	2	1	1	0	24
41	COATES, Alaina		5-8	0-0	4-5	3	8	11	3	14	0	3	1	0	27
	Team					2	2	4							
	<b>Totals</b>		<b>25-48</b>	<b>7-17</b>	<b>16-20</b>	<b>10</b>	<b>24</b>	<b>34</b>	<b>16</b>	<b>73</b>	<b>16</b>	<b>18</b>	<b>11</b>	<b>9</b>	<b>200</b>

FG % 1st Half: 16-28 57.1% 2nd half: 9-20 45.0% Game: 25-48 52.1% Deadball Rebounds 2.1  
 3FG % 1st Half: 4-8 50.0% 2nd half: 3-9 33.3% Game: 7-17 41.2%  
 FT % 1st Half: 2-3 66.7% 2nd half: 14-17 82.4% Game: 16-20 80.0%

**Arkansas 56 • 15-10,5-8 SEC**

#	Player	Total		3-Ptr		Rebounds			PF	TP	A	TO	Blk	Stl	Min
		FG	FGA	FG	FGA	FT	FTA	Off							
00	JACKSON, Jessica	f	8-19	2-6	2-2	3	6	9	4	20	2	1	1	1	38
42	BOWEN, Jhasmin	f	4-6	0-0	0-0	0	2	2	5	8	0	2	0	1	22
11	BERNA, Calli	g	5-7	3-3	0-0	1	4	5	3	13	7	4	0	2	40
15	BROOKS, Kelsey	g	3-10	1-2	1-1	2	0	2	1	8	1	2	0	0	25
33	WOLFF, Melissa	g	2-7	0-0	0-0	1	2	3	1	4	1	3	0	3	30
14	BOSTAD, McKinley		0-3	0-1	3-4	0	0	0	1	3	1	2	0	0	24
25	BAILEY, Joey		0-2	0-0	0-0	0	0	0	3	0	0	0	0	0	21
	Team					3	0	3							
	<b>Totals</b>		<b>22-54</b>	<b>6-12</b>	<b>6-12</b>	<b>10</b>	<b>14</b>	<b>24</b>	<b>18</b>	<b>56</b>	<b>12</b>	<b>15</b>	<b>1</b>	<b>7</b>	<b>200</b>

FG % 1st Half: 12-28 42.9% 2nd half: 10-26 38.5% Game: 22-54 40.7% Deadball Rebounds 3.1  
 3FG % 1st Half: 3-7 42.9% 2nd half: 3-5 60.0% Game: 6-12 50.0%  
 FT % 1st Half: 4-5 80.0% 2nd half: 2-7 28.6% Game: 6-12 50.0%

Officials: Mark Zentz, Denise Brooks, Gina Cross  
 Technical fouls: #2/2 South Carolina-None. Arkansas-TEAM.  
 Attendance: 1531  
 Fouled out: Arkansas #42, Bowen (0:41.5)

Score by periods	1st	2nd	Total
#2/2 South Carolina	38	35	73
Arkansas	31	25	56

Points	In	Off	2nd	Fast	Bench
SC	Paint	T/O	Chance	Break	
SC	30	13	9	8	34
AR	26	14	13	6	3

Last FG - SC 2nd-04:21, AR 2nd-02:49.  
 Largest lead - SC by 19 2nd-03:57, AR None.

Score tied - 1 time.  
 Lead changed - 0 times.

Official Basketball Box Score - Game Totals - Final Statistics  
**#6/6 Tennessee vs #2/2 South Carolina**  
 02/23/15 9 p.m. at Columbia, S.C./Colonial Life Arena

**#6/6 Tennessee 66 • 23-4 (13-1 SEC)**

#	Player	Total		3-Ptr		Rebounds			PF	TP	A	TO	Blk	Stl	Min
		FG	FGA	FG	FGA	FT	FTA	Off							
11	Burdick, Ceria	f	7-11	1-2	1-2	3	7	10	4	16	2	3	0	0	34
17	Caraves, Basharaa	f	8-17	0-0	4-5	3	4	7	3	20	1	1	0	0	36
00	Raymonds, Jordan	g	4-10	0-2	2-2	1	0	1	2	10	3	2	0	0	33
05	Massengale, Ariel	g	2-9	2-7	2-2	0	2	2	3	8	1	0	0	0	40
14	Carter, Andraya	g	4-9	0-2	2-2	0	2	2	1	10	2	0	0	2	38
01	Moore, Nia		0-0	0-0	0-0	0	0	0	0	0	0	0	0	0	1
21	Naresi, Jaima		1-4	0-0	0-1	1	4	5	1	2	1	0	1	0	16
33	Middleton, Alexa		0-0	0-0	0-0	0	1	1	0	0	0	0	0	0	2
	Team					3	2	5							
	<b>Totals</b>		<b>26-60</b>	<b>3-13</b>	<b>11-14</b>	<b>11</b>	<b>22</b>	<b>33</b>	<b>14</b>	<b>66</b>	<b>10</b>	<b>6</b>	<b>1</b>	<b>2</b>	<b>200</b>

FG % 1st Half: 13-31 41.9% 2nd half: 13-29 44.8% Game: 26-60 43.3% Deadball Rebounds 1.1  
 3FG % 1st Half: 1-6 16.7% 2nd half: 2-7 28.6% Game: 3-12 25.0%  
 FT % 1st Half: 6-9 66.7% 2nd half: 5-5 100.0% Game: 11-14 78.6%

**#2/2 South Carolina 71 • 26-1 (14-0 SEC)**

#	Player	Total		3-Ptr		Rebounds			PF	TP	A	TO	Blk	Stl	Min
		FG	FGA	FG	FGA	FT	FTA	Off							
24	WELCH, Aleighsa	f	9-14	0-0	1-2	9	5	14	0	19	2	2	1	1	33
31	DOZIER, Asia	f	2-6	1-4	2-2	1	2	3	1	7	1	0	0	0	24
33	IBIAM, Elem	c	6-9	0-0	0-0	5	3	8	2	12	0	0	0	0	18
05	SESSIONS, Khadijah	g	1-6	0-2	0-1	1	1	2	3	2	4	0	0	0	33
25	MITCHELL, Tiffany	g	6-14	0-1	4-5	1	6	7	1	16	4	0	0	0	38
01	CUEVAS, Bianca		0-6	0-0	0-0	0	1	1	0	0	1	1	0	1	12
22	WILSON, A'ja		3-7	0-0	2-2	1	0	1	1	8	0	0	0	1	12
23	ROY, Tina		0-2	0-1	0-0	0	1	1	0	0	0	0	0	0	8
41	COATES, Alaina		3-6	0-0	1-2	3	3	6	4	7	1	2	1	1	22
	Team					0	3	3							
	<b>Totals</b>		<b>30-70</b>	<b>1-8</b>	<b>10-14</b>	<b>21</b>	<b>25</b>	<b>46</b>	<b>12</b>	<b>71</b>	<b>13</b>	<b>5</b>	<b></b>		



**2014-15 South Carolina Basketball**  
**#2/2 South Carolina Game-by-Game Highs (as of Feb 24, 2015)**  
**All games**



Opponent	Date	Score	Points	Rebounds	Assists	Steals	Blocked shots
SOUTHERN CAL	11/15/14	70-61	18-MITCHELL, Tiffany	13-COATES, Alaina	6-ROY, Tina	3-ROY, Tina	4-WELCH, Aleighsa
CLEMSON	11/20/14	99-41	18-WILSON, A'ja	10-COATES, Alaina	5-MITCHELL, Tiffany	3-MITCHELL, Tiffany	2-COATES, Alaina IBIAM, Elem
SAN DIEGO STATE	11/23/14	89-38	20-MITCHELL, Tiffany	9-WILSON, A'ja	5-CUEVAS, Bianca	4-SESSIONS, Khadij CUEVAS, Bianca	1-WILSON, A'ja
vs Wisconsin	11/27/14	67-44	11-WILSON, A'ja	9-COATES, Alaina	4-DOZIER, Asia	3-WILSON, A'ja	2-WELCH, Aleighsa IBIAM, Elem WILSON, A'ja
vs #22/22 Syracuse	11/28/14	67-63	21-MITCHELL, Tiffany	10-WILSON, A'ja	5-ROY, Tina	2-WILSON, A'ja	1-SESSIONS, Khadij IBIAM, Elem WELCH, Aleighsa WILSON, A'ja
NC CENTRAL	12/01/14	90-26	16-WILSON, A'ja	8-WILSON, A'ja	8-SESSIONS, Khadij	7-MITCHELL, Tiffany	3-IBIAM, Elem
CHARLOTTE	12/04/14	82-61	17-WILSON, A'ja	13-COATES, Alaina	4-SESSIONS, Khadij	3-WILSON, A'ja	3-WILSON, A'ja
at #9/8 Duke	12/07/14	51-50	11-DOZIER, Asia	10-COATES, Alaina	4-MITCHELL, Tiffany	3-SESSIONS, Khadij	2-WELCH, Aleighsa
SAVANNAH STATE	12/14/14	111-49	23-WILSON, A'ja	10-COATES, Alaina	10-ROY, Tina	4-SESSIONS, Khadij CUEVAS, Bianca	2-WILSON, A'ja
at Hampton	12/17/14	69-49	20-MITCHELL, Tiffany	13-COATES, Alaina	5-SESSIONS, Khadij	1-WILSON, A'ja CUEVAS, Bianca	3-COATES, Alaina
vs Central Michigan	12/20/14	80-45	18-MITCHELL, Tiffany	12-IBIAM, Elem	4-CUEVAS, Bianca ROY, Tina	5-MITCHELL, Tiffany	2-IBIAM, Elem COATES, Alaina
vs Liberty	12/21/14	84-44	17-WILSON, A'ja	10-WILSON, A'ja	4-DOZIER, Asia	3-GAINES, Olivia	3-WILSON, A'ja
AUBURN	01/02/15	77-58	12-WELCH, Aleighsa WILSON, A'ja	14-COATES, Alaina	4-MITCHELL, Tiffany DOZIER, Asia SESSIONS, Khadija	2-MITCHELL, Tiffany SESSIONS, Khadija	2-WILSON, A'ja
at LSU	01/04/15	75-51	21-WILSON, A'ja	13-WILSON, A'ja	4-ROY, Tina	2-CUEVAS, Bianca GAINES, Olivia	3-WILSON, A'ja
at Alabama	01/08/15	102-59	20-COATES, Alaina	5-WILSON, A'ja	5-SESSIONS, Khadij	4-SESSIONS, Khadij	3-WILSON, A'ja COATES, Alaina
#10/11 KENTUCKY	01/11/15	68-60	19-MITCHELL, Tiffany	11-WELCH, Aleighsa	4-MITCHELL, Tiffany	1-SESSIONS, Khadij WELCH, Aleighsa COATES, Alaina	3-WILSON, A'ja WELCH, Aleighsa
at Mizzou	01/15/15	60-49	19-MITCHELL, Tiffany	14-WELCH, Aleighsa	2-SESSIONS, Khadij	3-MITCHELL, Tiffany	2-MITCHELL, Tiffany IBIAM, Elem
at Florida	01/19/15	77-42	18-MITCHELL, Tiffany	13-COATES, Alaina	4-WELCH, Aleighsa CUEVAS, Bianca	4-MITCHELL, Tiffany	2-COATES, Alaina
#12/10 TEXAS A&M	01/26/15	79-61	18-WILSON, A'ja	11-COATES, Alaina	3-MITCHELL, Tiffany COATES, Alaina	4-SESSIONS, Khadij	2-WELCH, Aleighsa WILSON, A'ja
ALABAMA	01/29/15	85-54	17-WILSON, A'ja	10-COATES, Alaina	5-CUEVAS, Bianca	3-SESSIONS, Khadij	5-COATES, Alaina
at Ole Miss	02/01/15	77-59	21-CUEVAS, Bianca	10-COATES, Alaina	3-SESSIONS, Khadij	2-SESSIONS, Khadij WILSON, A'ja	2-COATES, Alaina WELCH, Aleighsa
at #22/21 Georgia	02/05/15	58-35	16-CUEVAS, Bianca	14-WELCH, Aleighsa	3-MITCHELL, Tiffany	2-CUEVAS, Bianca MITCHELL, Tiffany	3-WELCH, Aleighsa
at #2/2 Connecticut	02/09/15	62-87	17-WELCH, Aleighsa MITCHELL, Tiffany	11-WELCH, Aleighsa	3-MITCHELL, Tiffany	2-MITCHELL, Tiffany	1-COATES, Alaina
LSU	02/12/15	86-62	26-WILSON, A'ja	9-WELCH, Aleighsa	5-WELCH, Aleighsa	3-SESSIONS, Khadij MITCHELL, Tiffany	2-COATES, Alaina WILSON, A'ja
VANDERBILT	02/15/15	89-59	20-MITCHELL, Tiffany WILSON, A'ja	9-WELCH, Aleighsa	5-CUEVAS, Bianca	4-MITCHELL, Tiffany	1-SESSIONS, Khadij COATES, Alaina
at Arkansas	02/19/15	73-56	15-MITCHELL, Tiffany	11-COATES, Alaina	7-SESSIONS, Khadij	5-MITCHELL, Tiffany	3-MITCHELL, Tiffany WILSON, A'ja IBIAM, Elem
#6/6 TENNESSEE	02/23/15	71-66	19-WELCH, Aleighsa	14-WELCH, Aleighsa	4-MITCHELL, Tiffany SESSIONS, Khadija	1-CUEVAS, Bianca WELCH, Aleighsa WILSON, A'ja DOZIER, Asia COATES, Alaina	1-COATES, Alaina WILSON, A'ja WELCH, Aleighsa



**2014-15 South Carolina Basketball**  
**#2/2 South Carolina Points-Rebounds-Assists (as of Feb 24, 2015)**  
**All games**



Opponent	Date	Score		00	01	02	03	05	15	22
				FARMER,IND	CUEVAS,BIA	GAINES,OLI	DUCKETT,KA	SESSIONS,K	DAVIS,TIFF	WILSON,A'J
SOUTHERN CAL	11/15/14	70-61	w	DNP	0-1-0	0-0-0	DNP	6-2-2	DNP	4-5-1
CLEMSON	11/20/14	99-41	w	0-1-0	10-3-2	0-5-2	0-0-1	7-6-4	3-1-2	18-5-0
SAN DIEGO STATE	11/23/14	89-38	w	1-0-0	11-3-5	0-2-1	DNP	6-0-3	0-2-1	15-9-3
vs Wisconsin	11/27/14	67-44	w	0-0-0	2-1-1	0-1-3	0-0-0	2-4-2	2-0-0	11-6-1
vs #22/22 Syracuse	11/28/14	67-63	w	DNP	0-0-0	0-0-0	DNP	5-1-3	DNP	15-10-0
NC CENTRAL	12/01/14	90-26	w	0-2-0	4-1-5	4-1-0	2-1-0	4-4-8	0-1-1	16-8-1
CHARLOTTE	12/04/14	82-61	w	0-0-0	0-1-1	0-0-0	0-0-0	6-2-4	DNP	17-3-1
at #9/8 Duke	12/07/14	51-50	w	DNP	0-0-0	0-0-0	DNP	0-2-2	DNP	10-5-0
SAVANNAH STATE	12/14/14	111-49	w	1-2-0	9-1-0	2-4-1	2-4-1	4-2-4	3-1-1	23-6-1
at Hampton	12/17/14	69-49	w	DNP	12-1-1	0-0-0	DNP	2-3-5	0-1-0	12-6-1
vs Central Michigan	12/20/14	80-45	w	0-0-0	2-1-4	2-2-0	0-1-0	2-2-3	0-0-0	12-5-0
vs Liberty	12/21/14	84-44	w	0-0-0	6-1-3	2-1-3	0-0-0	0-1-1	0-1-0	17-10-1
AUBURN	01/02/15	77-58	w	0-1-0	10-0-1	3-1-1	DNP	3-3-4	0-0-0	12-10-1
at LSU	01/04/15	75-51	w	0-0-0	8-1-2	2-0-3	0-0-0	0-3-0	3-3-2	21-13-2
at Alabama	01/08/15	102-59	w	0-1-0	7-3-3	2-1-3	0-1-0	2-1-5	4-1-0	11-5-3
#10/11 KENTUCKY	01/11/15	68-60	w	DNP	2-0-0	DNP	DNP	12-5-2	0-0-0	8-9-1
at Mizzou	01/15/15	60-49	w	DNP	5-2-1	0-0-0	DNP	7-5-2	DNP	3-4-0
at Florida	01/19/15	77-42	w	2-0-0	11-2-4	1-2-1	0-0-0	0-3-2	3-2-0	16-9-0
#12/10 TEXAS A&M	01/26/15	79-61	w	DNP	4-2-1	0-0-0	0-0-0	4-2-2	2-2-0	18-9-1
ALABAMA	01/29/15	85-54	w	DNP	6-4-5	6-0-0	0-0-0	7-4-4	DNP	17-5-3
at Ole Miss	02/01/15	77-59	w	0-0-0	21-4-0	0-0-0	0-0-0	7-2-3	DNP	11-6-1
at #22/21 Georgia	02/05/15	58-35	w	DNP	16-4-2	2-1-1	0-1-0	1-3-2	DNP	4-5-0
at #2/2 Connecticut	02/09/15	62-87	L	DNP	2-0-1	0-1-0	0-1-0	8-1-1	DNP	10-6-2
LSU	02/12/15	86-62	w	DNP	8-2-0	0-0-1	DNP	12-0-2	DNP	26-8-0
VANDERBILT	02/15/15	89-59	w	DNP	4-3-5	0-3-1	0-1-0	3-2-3	DNP	20-5-2
at Arkansas	02/19/15	73-56	w	DNP	0-0-0	0-0-0	DNP	11-5-7	DNP	14-4-1
#6/6 TENNESSEE	02/23/15	71-66	w	DNP	0-1-1	DNP	DNP	2-2-4	DNP	8-1-0

Opponent	Date	Score		23	24	25	31	33	40	41
				ROY,TINA	WELCH,ALEI	MITCHELL,T	DOZIER,ASI	IBIAM,ELEM	WHITE,JATA	COATES,ALA
SOUTHERN CAL	11/15/14	70-61	w	9-2-6	10-7-0	18-2-4	0-0-1	5-6-0	0-2-1	18-13-0
CLEMSON	11/20/14	99-41	w	DNP	17-3-3	15-0-5	3-1-4	3-3-0	11-5-0	12-10-2
SAN DIEGO STATE	11/23/14	89-38	w	5-3-2	6-3-3	20-2-3	5-0-4	4-2-0	6-6-0	10-5-0
vs Wisconsin	11/27/14	67-44	w	7-4-2	4-3-2	7-3-3	7-0-4	8-7-0	10-3-2	7-9-0
vs #22/22 Syracuse	11/28/14	67-63	w	12-2-5	11-5-3	21-8-3	3-0-1	0-3-2	0-0-0	0-1-0
NC CENTRAL	12/01/14	90-26	w	0-2-3	11-4-2	14-3-4	14-0-1	10-4-0	2-1-0	9-5-1
CHARLOTTE	12/04/14	82-61	w	9-1-3	10-9-3	9-1-2	0-0-3	16-3-1	DNP	15-13-3
at #9/8 Duke	12/07/14	51-50	w	0-1-0	8-8-1	7-3-4	11-0-0	8-5-1	DNP	7-10-0
SAVANNAH STATE	12/14/14	111-49	w	0-7-10	11-8-0	15-2-2	0-0-2	21-4-0	DNP	20-10-1
at Hampton	12/17/14	69-49	w	0-2-1	4-5-4	20-4-3	3-0-2	4-7-2	DNP	12-13-0
vs Central Michigan	12/20/14	80-45	w	2-2-4	12-3-2	18-4-2	4-1-3	10-12-1	DNP	16-10-2
vs Liberty	12/21/14	84-44	w	5-3-1	15-4-3	14-1-2	3-4-4	11-5-0	DNP	11-6-2
AUBURN	01/02/15	77-58	w	3-1-2	12-6-0	7-1-4	5-0-4	11-2-0	DNP	11-14-0
at LSU	01/04/15	75-51	w	6-1-4	6-5-1	17-4-2	3-0-1	2-4-1	DNP	7-4-0
at Alabama	01/08/15	102-59	w	11-2-1	10-2-1	16-1-3	15-2-2	4-3-0	DNP	20-3-1
#10/11 KENTUCKY	01/11/15	68-60	w	2-1-1	9-11-2	19-5-4	5-4-2	8-4-0	0-3-0	3-6-0
at Mizzou	01/15/15	60-49	w	0-1-1	8-14-1	19-6-1	3-3-0	0-3-0	0-2-0	15-7-0
at Florida	01/19/15	77-42	w	5-1-3	6-2-4	18-0-1	2-0-0	4-3-0	3-3-0	6-13-1
#12/10 TEXAS A&M	01/26/15	79-61	w	5-1-2	12-7-0	16-2-3	0-1-1	6-3-0	DNP	12-11-3
ALABAMA	01/29/15	85-54	w	5-1-1	8-1-1	11-4-2	5-1-3	6-4-0	DNP	14-10-1
at Ole Miss	02/01/15	77-59	w	1-1-1	6-5-2	11-5-1	0-1-2	10-1-1	DNP	10-10-1
at #22/21 Georgia	02/05/15	58-35	w	6-2-0	2-14-2	14-3-3	0-4-0	8-3-0	5-7-0	DNP
at #2/2 Connecticut	02/09/15	62-87	L	0-0-0	17-11-0	17-4-3	2-1-1	0-3-0	0-0-0	6-3-1
LSU	02/12/15	86-62	w	9-2-2	6-9-5	11-2-4	2-0-1	6-4-0	0-2-2	6-8-1
VANDERBILT	02/15/15	89-59	w	9-2-4	6-9-1	20-3-1	0-0-1	9-4-1	4-4-0	14-3-1
at Arkansas	02/19/15	73-56	w	6-2-2	2-3-3	15-0-2	9-2-1	2-3-0	DNP	14-11-0
#6/6 TENNESSEE	02/23/15	71-66	w	0-1-0	19-14-2	16-7-4	7-3-1	12-8-0	DNP	7-6-1



**2014-15 South Carolina Basketball**  
**#2/2 South Carolina Team Game-by-Game Comparison (as of Feb 24, 2015)**  
**All games**



Opponent	1st	2nd	Score	Mar	Total FG	FG Pct	3-Pointers	3FG Pct	Free Throws	FT Pct	Rebounds	Assist	T/Over	Block	Steal	Fouls
SOUTHERN CAL	27/24	43/37	70-61	+9	23-50/21-63	.460/.333	5-15/3-10	.333/.300	19-27/16-20	.704/.800	43/34	15/9	19/15	10/2	9/10	18/23
CLEMSON	45/21	54/20	99-41	+58	38-72/17-53	.528/.321	8-15/4-17	.533/.235	15-22/3-6	.682/.500	50/28	25/8	7/18	6/8	9/4	7/19
SAN DIEGO STATE	51/16	38/22	89-38	+51	33-65/14-49	.508/.286	9-19/6-14	.474/.429	14-20/4-8	.700/.500	40/33	25/8	10/29	1/2	18/7	7/19
Wisconsin	31/18	36/26	67-44	+23	28-64/13-46	.438/.283	3-12/4-11	.250/.364	8-14/14-22	.571/.636	41/34	20/10	10/19	7/1	12/1	16/16
#22/22 Syracuse	31/35	36/28	67-63	+4	23-64/22-58	.359/.379	9-28/7-23	.346/.304	12-20/12-18	.600/.667	35/50	17/15	5/16	4/1	4/3	19/21
NC CENTRAL	39/16	51/10	90-26	+64	35-58/10-45	.603/.222	5-13/2-10	.385/.200	15-22/4-10	.682/.400	40/23	26/2	13/28	8/1	21/7	11/22
CHARLOTTE	46/28	36/33	82-61	+21	30-54/24-53	.556/.453	4-13/3-8	.308/.375	18-26/10-13	.692/.769	37/20	21/16	15/18	7/3	7/9	14/23
#9/8 Duke	17/21	34/29	51-50	+1	20-53/18-57	.377/.316	3-12/4-19	.250/.211	8-16/10-13	.500/.769	36/44	8/8	18/22	5/8	12/8	15/16
SAVANNAH STATE	60/22	51/27	111-49	+62	38-65/21-59	.565/.356	1-8/1-14	.125/.071	34-47/6-11	.723/.545	56/21	23/8	12/20	6/2	11/8	12/31
Hampton	37/25	32/24	69-49	+20	25-55/18-52	.455/.346	9-19/5-17	.474/.294	10-16/8-13	.625/.615	48/21	19/8	18/10	7/1	2/5	19/18
Central Michigan	37/24	43/21	80-45	+35	37-72/18-59	.514/.305	3-17/2-12	.176/.167	3-9/7-9	.333/.778	48/36	21/7	16/23	6/1	14/6	7/12
Liberty	44/20	40/24	84-44	+40	31-64/18-55	.484/.327	5-11/2-12	.455/.167	17-26/6-6	.654/1000	46/30	20/10	8/18	6/9	10/4	12/21
AUBURN	34/17	43/41	77-58	+19	30-62/21-62	.484/.339	3-11/4-14	.273/.286	14-23/12-14	.609/.857	42/34	17/8	18/16	6/6	8/11	16/26
LSU	37/22	38/29	75-51	+24	27-53/22-64	.509/.344	8-21/1-7	.381/.143	13-18/6-16	.722/.375	30/26	18/4	23/18	7/1	8/13	19/20
Alabama	48/30	54/29	102-59	+43	37-58/19-51	.638/.373	11-21/4-15	.524/.267	17-20/17-22	.850/.773	55/37	22/7	7/17	7/1	8/4	15/15
#10/11 KENTUCKY	35/38	33/22	68-60	+8	23-68/22-67	.338/.328	4-16/4-15	.250/.267	18-26/12-14	.692/.857	51/33	6/6	14/14	10/8	3/10	13/22
Mizzou	25/20	35/29	60-49	+11	21-58/16-54	.362/.296	4-17/7-22	.235/.318	14-23/10-15	.609/.667	42/35	12/11	16/11	5/0	5/7	18/24
Florida	40/17	37/25	77-42	+35	32-54/19-70	.593/.271	4-10/1-15	.400/.067	9-14/3-4	.643/.750	43/29	16/6	16/15	5/2	9/4	13/20
#12/10 TEXAS A&M	39/31	40/30	79-61	+18	27-55/24-62	.491/.387	1-4/3-8	.250/.375	24-30/10-16	.800/.625	43/29	13/11	16/16	7/3	9/8	20/22
ALABAMA	38/21	47/33	85-54	+31	33-58/19-53	.569/.358	2-13/6-18	.154/.333	17-25/10-13	.680/.769	37/22	20/10	19/21	6/1	12/9	16/22
Ole Miss	36/29	41/30	77-59	+18	24-51/23-57	.471/.404	4-9/5-20	.444/.250	25-40/8-22	.625/.364	40/36	12/10	10/16	5/0	7/7	17/32
#22/21 Georgia	30/14	28/21	62-87	+23	22-57/12-58	.386/.207	6-16/2-19	.375/.105	8-18/9-15	.444/.600	50/38	10/5	19/17	10/3	4/7	21/19
#2/2 Connecticut	31/47	31/40	62-87	(25)	26-66/31-56	.394/.554	5-9/8-11	.556/.727	5-10/17-23	.500/.739	37/34	9/18	17/11	1/6	6/8	18/11
LSU	48/20	38/42	86-62	+24	31-59/25-70	.525/.357	7-12/1-7	.583/.143	17-22/11-13	.773/.846	39/36	18/13	21/20	6/4	12/12	13/19
VANDERBILT	46/27	43/32	89-59	+30	31-65/25-52	.477/.481	5-13/2-4	.385/.500	22-26/7-13	.846/.538	43/23	20/12	16/22	2/2	14/7	15/23
Arkansas	38/31	35/25	73-56	+17	25-48/22-54	.521/.407	7-17/6-12	.412/.500	16-20/6-12	.800/.500	34/24	16/12	18/15	11/1	9/7	16/18
#6/6 TENNESSEE	36/33	35/33	71-66	+5	30-70/26-60	.429/.433	1-8/3-13	.125/.231	10-14/11-14	.714/.766	46/33	13/10	5/6	3/1	5/2	12/14

Note: Game totals are displayed in the format TEAM/OPPONENT for each category



**2014-15 South Carolina Basketball**  
**#2/2 South Carolina Combined Team Statistics (as of Feb 24, 2015)**  
**All games**



<b>RECORD:</b>	<b>OVERALL</b>	<b>HOME</b>	<b>AWAY</b>	<b>NEUTRAL</b>
ALL GAMES	26-1	13-0	9-1	4-0
CONFERENCE	14-0	7-0	7-0	0-0
NON-CONFERENCE	12-1	6-0	2-1	4-0

#	Player	gp-gs	min	Total			3-Point		F-Throw		Rebounds				Other			pts	avg			
				avg	fg-fga	fg%	3fg-fga	3fg%	ft-fga	ft%	off	def	tot	avg	pf	dq	a			to	blk	stl
25	MITCHELL, Tiffany	27-27	781	28.9	142-275	.516	47-104	.452	74-88	.841	22	58	80	3.0	42	0	75	54	7	54	405	15.0
22	WILSON, A'ja	27-1	554	20.5	134-254	.528	1-2	.500	100-153	.654	60	117	177	6.6	51	1	27	44	41	30	369	13.7
41	COATES, Alaina	26-5	542	20.8	96-177	.542	0-0	.000	90-126	.714	75	139	214	8.2	46	0	22	38	41	13	282	10.8
24	WELCH, Aleighsa	27-27	690	25.6	113-200	.565	0-1	.000	22-54	.407	81	94	175	6.5	43	2	51	46	31	13	248	9.2
33	IBIAM, Elem	27-27	469	17.4	78-136	.574	0-0	.000	32-44	.727	43	70	113	4.2	59	1	10	32	26	5	188	7.0
01	CUEVAS, Bianca	27-0	415	15.4	57-154	.370	14-56	.250	32-41	.780	12	30	42	1.6	34	0	48	41	3	35	160	5.9
05	SESSIONS, Khadijah	27-26	612	22.7	44-112	.393	15-50	.300	20-39	.513	19	51	70	2.6	42	0	84	36	4	55	123	4.6
23	ROY, Tina	26-0	398	15.3	42-103	.408	32-78	.410	1-2	.500	6	42	48	1.8	17	0	61	30	3	7	117	4.5
31	DOZIER, Asia	27-21	438	16.2	41-104	.394	23-70	.329	6-8	.750	2	26	28	1.0	19	0	49	23	3	14	111	4.1
40	WHITE, Jatarie	13-0	146	11.2	17-43	.395	0-0	.000	7-12	.583	13	25	38	2.9	15	0	5	12	3	4	41	3.2
15	DAVIS, Tiffany	14-0	77	5.5	5-13	.385	4-11	.364	6-9	.667	4	11	15	1.1	5	0	7	9	0	0	20	1.4
02	GAINES, Olivia	25-1	200	8.0	10-33	.303	0-2	.000	6-8	.750	10	15	25	1.0	20	0	21	10	0	14	26	1.0
00	FARMER, India	13-0	34	2.6	0-3	.000	0-2	.000	4-6	.667	4	3	7	0.5	1	0	0	1	0	1	4	0.3
03	DUCKETT, Kaydra	16-0	44	2.8	1-11	.091	0-1	.000	2-4	.500	4	6	10	0.6	4	0	2	1	2	3	4	0.3
Team											53	56	109		1		9					
Total.....		27	5400		780-1618	.482	136-377	.361	402-594	.677	408	743	1151	42.6	399	4	462	386	164	248	2098	77.7
Opponents.....		27	5400		540-1539	.351	100-367	.272	249-375	.664	314	535	849	31.4	548	17	252	471	78	188	1429	52.9

<b>TEAM STATISTICS</b>	<b>SC</b>	<b>OPP</b>	<b>Date</b>	<b>Opponent</b>	<b>Score</b>	<b>Att.</b>
SCORING	2098	1429	11/15/14	SOUTHERN CAL	w 70-61	10057
Points per game	77.7	52.9	11/20/14	CLEMSON	w 99-41	11012
Scoring margin	+24.8	-	11/23/14	SAN DIEGO STATE	w 89-38	10301
FIELD GOALS-ATT	780-1618	540-1539	@ 11/27/14	vs Wisconsin	w 67-44	167
Field goal pct	.482	.351	@ 11/28/14	vs #22/22 Syracuse	w 67-63	342
3 POINT FG-ATT	136-377	100-367	12/01/14	NC CENTRAL	w 90-26	8823
3-point FG pct	.361	.272	12/04/14	CHARLOTTE	w 82-61	9629
3-pt FG made per game	5.0	3.7	12/07/14	at #9/8 Duke	w 51-50	6004
FREE THROWS-ATT	402-594	249-375	12/14/14	SAVANNAH STATE	w 111-49	9605
Free throw pct	.677	.664	12/17/14	at Hampton	w 69-49	4000
F-Throws made per game	14.9	9.2	< 12/20/14	vs Central Michigan	w 80-45	2858
REBOUNDS	1151	849	< 12/21/14	vs Liberty	w 84-44	2659
Rebounds per game	42.6	31.4	* 01/02/15	AUBURN	w 77-58	16465
Rebounding margin	+11.2	-	* 01/04/15	at LSU	w 75-51	3438
ASSISTS	462	252	* 01/08/15	at Alabama	w 102-59	2454
Assists per game	17.1	9.3	* 01/11/15	#10/11 KENTUCKY	w 68-60	17156
TURNOVERS	386	471	* 01/15/15	at Mizzou	w 60-49	1440
Turnovers per game	14.3	17.4	* 01/19/15	at Florida	w 77-42	1503
Turnover margin	+3.1	-	* 01/26/15	#12/10 TEXAS A&M	w 79-61	13546
Assist/turnover ratio	1.2	0.5	* 01/29/15	ALABAMA	w 85-54	11927
STEALS	248	188	* 02/01/15	at Ole Miss	w 77-59	1935
Steals per game	9.2	7.0	* 02/05/15	at #22/21 Georgia	w 58-35	4896
BLOCKS	164	78	02/09/15	at #2/2 Connecticut	L 62-87	10167
Blocks per game	6.1	2.9	* 02/12/15	LSU	w 86-62	12342
ATTENDANCE	160508	43394	* 02/15/15	VANDERBILT	w 89-59	15255
Home games-Avg/Game	13-12347	10-3737	* 02/19/15	at Arkansas	w 73-56	1531
Neutral site-Avg/Game	-	4-1506	* 02/23/15	#6/6 TENNESSEE	w 71-66	14390

<b>Score by Periods</b>	<b>1st</b>	<b>2nd</b>	<b>Totals</b>
#2/2 South Carolina	1026	1072	2098
Opponents	667	762	1429

\* = SEC game  
 @ = Junkanoo Jam (Freeport, Bahamas)  
 < = Subway Classic (Minneapolis)



**2014-15 South Carolina Basketball**  
**#2/2 South Carolina Combined Team Statistics (as of Feb 24, 2015)**  
**Conference games**



<b>RECORD:</b>	<b>OVERALL</b>	<b>HOME</b>	<b>AWAY</b>	<b>NEUTRAL</b>
ALL GAMES	14-0	7-0	7-0	0-0
CONFERENCE	14-0	7-0	7-0	0-0
NON-CONFERENCE	0-0	0-0	0-0	0-0

#	Player	gp-gs	min	avg	Total			3-Point		F-Throw		Rebounds				pf	dq	a	to	blk	stl	pts	avg
					fg-fga	fg%	3fg-fga	3fg%	ft-fga	ft%	off	def	tot	avg									
25	MITCHELL, Tiffany	14-14	416	29.7	75-155	.484	16-48	.333	44-50	.880	12	31	43	3.1	20	0	35	27	6	29	210	15.0	
22	WILSON, A'ja	14-0	283	20.2	67-131	.511	1-2	.500	54-81	.667	32	61	93	6.6	28	1	15	26	24	9	189	13.5	
41	COATES, Alaina	13-0	276	21.2	45-81	.556	0-0	.000	49-64	.766	38	68	106	8.2	31	0	10	24	23	9	139	10.7	
24	WELCH, Aleighsa	14-14	360	25.7	52-92	.565	0-0	.000	8-25	.320	41	61	102	7.3	23	1	25	25	17	6	112	8.0	
01	CUEVAS, Bianca	14-0	230	16.4	34-90	.378	7-25	.280	27-33	.818	9	19	28	2.0	16	0	25	27	1	16	102	7.3	
33	IBIAM, Elem	14-14	234	16.7	37-67	.552	0-0	.000	14-15	.933	15	34	49	3.5	34	1	3	16	11	2	88	6.3	
05	SESSIONS, Khadijah	14-14	329	23.5	26-55	.473	9-24	.375	10-23	.435	9	31	40	2.9	27	0	42	23	2	28	71	5.1	
23	ROY, Tina	14-0	210	15.0	24-52	.462	19-42	.452	1-2	.500	2	17	19	1.4	8	0	24	17	1	2	68	4.9	
31	DOZIER, Asia	14-14	227	16.2	20-55	.364	12-40	.300	4-4	1.000	1	20	21	1.5	14	0	19	13	2	6	56	4.0	
15	DAVIS, Tiffany	6-0	27	4.5	3-5	.600	3-5	.600	3-4	.750	1	7	8	1.3	2	0	2	4	0	0	12	2.0	
40	WHITE, Jatarie	6-0	70	11.7	4-15	.267	0-0	.000	4-8	.500	8	13	21	3.5	8	0	2	9	3	1	12	2.0	
02	GAINES, Olivia	12-0	105	8.8	6-12	.500	0-1	.000	4-6	.667	3	5	8	0.7	11	0	11	4	0	4	16	1.3	
00	FARMER, India	5-0	12	2.4	0-1	.000	0-0	.000	2-2	1.000	1	1	2	0.4	1	0	0	0	0	1	2	0.4	
03	DUCKETT, Kaydra	8-0	21	2.6	0-5	.000	0-1	.000	0-2	.000	1	2	3	0.4	1	0	0	0	0	0	0	0.0	
Team												26	25	51				3					
Total.....		14	2800		393-816	.482	67-188	.356	224-319	.702	199	395	594	42.4	224	3	213	218	90	113	1077	76.9	
Opponents.....		14	2800		295-834	.354	49-189	.259	132-203	.650	173	268	441	31.5	296	12	125	224	33	108	771	55.1	

<b>TEAM STATISTICS</b>	<b>SC</b>	<b>OPP</b>	<b>Date</b>	<b>Opponent</b>	<b>Score</b>	<b>Att.</b>
SCORING	1077	771	* 01/02/15	AUBURN	w 77-58	16465
Points per game	76.9	55.1	* 01/04/15	at LSU	w 75-51	3438
Scoring margin	+21.9	-	* 01/08/15	at Alabama	w 102-59	2454
FIELD GOALS-ATT	393-816	295-834	* 01/11/15	#10/11 KENTUCKY	w 68-60	17156
Field goal pct	.482	.354	* 01/15/15	at Mizzou	w 60-49	1440
3 POINT FG-ATT	67-188	49-189	* 01/19/15	at Florida	w 77-42	1503
3-point FG pct	.356	.259	* 01/26/15	#12/10 TEXAS A&M	w 79-61	13546
3-pt FG made per game	4.8	3.5	* 01/29/15	ALABAMA	w 85-54	11927
FREE THROWS-ATT	224-319	132-203	* 02/01/15	at Ole Miss	w 77-59	1935
Free throw pct	.702	.650	* 02/05/15	at #22/21 Georgia	w 58-35	4896
F-Throws made per game	16.0	9.4	* 02/12/15	LSU	w 86-62	12342
REBOUNDS	594	441	* 02/15/15	VANDERBILT	w 89-59	15255
Rebounds per game	42.4	31.5	* 02/19/15	at Arkansas	w 73-56	1531
Rebounding margin	+10.9	-	* 02/23/15	#6/6 TENNESSEE	w 71-66	14390
ASSISTS	213	125				
Assists per game	15.2	8.9				
TURNOVERS	218	224				
Turnovers per game	15.6	16.0				
Turnover margin	+0.4	-				
Assist/turnover ratio	1.0	0.6				
STEALS	113	108				
Steals per game	8.1	7.7				
BLOCKS	90	33				
Blocks per game	6.4	2.4				
ATTENDANCE	101081	17197				
Home games-Avg/Game	7-14440	7-2457				
Neutral site-Avg/Game	-	0-0				

\* = SEC game  
 @ = Junkanoo Jam (Freeport, Bahamas)  
 < = Subway Classic (Minneapolis)

<b>Score by Periods</b>	<b>1st</b>	<b>2nd</b>	<b>Totals</b>
#2/2 South Carolina	530	547	1077
Opponents	350	421	771