



2015-16 Women's Basketball SOUTH CAROLINA

Assoc. Media Relations Director: Diana Koval | Office: 803.777.7977 | Cell: 314.369.6050 | Email: dkoval@mailbox.sc.edu | Twitter: @DianaKovalSID
Website: www.GamecocksOnline.com | Twitter: @GamecockWBB | Instagram: @GamecockWBB | Facebook: @GamecockWBB

Game 31 - SEC Tournament - Semifinals

March 5, 2016 • 5 p.m. • Jacksonville, Fla. • Veterans Memorial Arena

South Carolina Gamecocks
29-1, 16-0 SEC



vs.



Kentucky Wildcats
23-6, 10-6 SEC

Ranking: 3/2 (AP/Coaches)

Head Coach: Dawn Staley

Record at South Carolina: 184-75 (8th)

Career Record: 356-155 (16th)

Top Scorer: A'ja Wilson (16.3)

Top Rebounder: Alaina Coates (10.2)

Ranking: 13/13

Head Coach: Matthew Mitchell

Record at UK: 217-87 (10th)

Career Record: 247-116 (11th)

Top Scorer: Makayla Epps (16.5)

Top Rebounder: Evelyn Akhator (9.6)

Schedule/Results

Nov. 13	#6/10 Ohio State (SECN+)	W, 88-80
Nov. 15	UNCG (SECN+)	W, 92-44
Nov. 18	at Clemson (ESPN3)	W, 67-41
Nov. 22	at UCLA (Pac-12 Network)	W, 68-65

*Waikiki Beach Marriott
Rainbow Wahine Showdown*

Nov. 27	vs. #16/18 Arizona State	W, 60-58
Nov. 28	vs. CSU Bakersfield	W, 90-71
Nov. 29	at Hawaii	W, 67-51

Dec. 6	#14/13 Duke (ESPN2)	W, 66-55
Dec. 13	Winthrop (SECN)	W, 86-37
Dec. 16	Hampton (SECN+)	W, 86-48

CresCom Bank Carolinas College Women's Challenge

Dec. 20	vs. East Carolina	W, 88-57
---------	-------------------	----------

Dec. 22	Elon (SECN+)	W, 78-63
Jan. 3	Arkansas* (ESPNU)	W, 85-32
Jan. 7	at Vanderbilt* (SECN^)	W, 71-61
Jan. 10	#20/- Missouri* (SECN)	W, 83-58
Jan. 14	at #9/9 Kentucky* (SECN)	W, 73-62
Jan. 17	#15/11 Texas A&M* (ESPN2)	W, 59-58
Jan. 21	at Auburn* (SECN+)	W, 74-58
Jan. 24	at #10/10 Miss. State* (ESPN2)	W, 51-57
Jan. 28	Ole Miss* (SECN+)	W, 81-62
Jan. 31	at #10/10 Texas A&M* (ESPN2)	W, 70-63
Feb. 4	#18/18 Kentucky* (SECN)	W, 78-68
Feb. 8	#1/1 Connecticut (ESPN2)	L, 54-66
Feb. 11	#16/19 Florida* (SECN+)	W, 86-71
Feb. 15	at #24/-Tennessee* (ESPN2)	W, 62-56
Feb. 18	Georgia* (SECN+)	W, 61-51
Feb. 22	at Alabama* (SECN)	W, 66-46
Feb. 25	at Ole Miss* (SECN^)	W, 66-45
Feb. 28	LSU* (ESPNU)	W, 75-39

SEC Tournament (Jacksonville, Fla.)

Mar. 4	Auburn (SECN)	57-48
Mar. 5	#13/13 Kentucky (ESPNU)	5 p.m.
Mar. 6	Final (ESPN)	2:30 p.m.

All Times Listed as Eastern and are subject to change

< indicates played in Myrtle Beach, S.C.

** indicates SEC Game*

SECN^ indicates whip around coverage on SEC Network with full game available on SECN+

Game Information

Single-Session Tickets: Reserved \$18, GA \$12
TV: ESPNU (Paul Sunderland, play-by-play; Carolyn Peck, analyst; Cara Capuano, sideline)

SC Radio: 1320 AM/107.5 in progress (Brad Muller) / Sirius 145 / XM 190 / SXM Online 963
Live Stats: SECsports.com

Series History

South Carolina Record	24-33
At Neutral Site	0-4
In Columbia	17-9
In Lexington	7-20
Staley Era	8-9
First Meeting	SC, 66-41, 1/10/79
Current Streak	Won 2

Last Five Meetings:

Date	Result	Location
2/4/16	W, 78-68	Columbia
1/14/16	W, 73-62	Lexington
3/1/15	L, 56-67	Lexington
1/11/15	W, 68-60	Columbia
3/8/14	L, 58-68	Nashville












Game Notables

- South Carolina and Kentucky have met twice before in the SEC Tournament with the Wildcats winning both outings. Most recently, the Wildcats upended top-seeded South Carolina in the semifinals of the 2014 event. The first time they met was in the 1994 tournament, just the Gamecocks' third season in the SEC.
- In 12 games against ranked opponents this season, the Gamecocks have won a school-record 11 times. Junior center Alaina Coates averages a double-double against the nation's elite with 10.6 points and 10.4 rebounds per game. SEC Player of the Year A'ja Wilson is just shy of the double-double, pouring in a team-high 19.3 points per game and pulling down 9.8 rebounds per outing. As a team, South Carolina has held its ranked foes to just 62.2 points per game and have out-rebounded them 39.5 to 36.8. Tina Roy has been the primary set-up player for South Carolina, handing out a team-high 2.4 assists per game against ranked teams.
- South Carolina ranks among the nation's top 10 in field goal percentage defense and 33rd in points allowed. They have allowed over 65 points just five times this season and only five opponents have shot at least 40.0 percent.
- The Gamecock defense has been locked in the last few weeks, holding their last four opponents under 50 points. South Carolina has allowed just 45.8 points per game over the last five outings.
- South Carolina head coach Dawn Staley has been challenging her bench to contribute more on the offensive end, and they have answered, out-pacing their opponent counterparts in each of the last three games, including on Friday against Auburn 17-4.
- The Gamecocks were out-scored in the paint by Auburn on Friday (26-24) for the first time this season. South Carolina more than made up the difference at the free throw line, making 22 free throws to the Tigers' five.
- In the last three games, South Carolina has doubled its opponents trips to the free throw line (81-40) with the Gamecocks hitting 75.3 percent from the stripe during that stretch.
- Senior Tiffany Mitchell and sophomore A'ja Wilson were named to both the Wooden Award National Ballot and Naismith Trophy semifinalists this week, making South Carolina one of three programs to have multiple selections on the Wooden ballot and one of two with more than one Naismith semifinalist.
- Sophomore guard Bianca Cuevas was solid in the SEC Tournament quarterfinal win over Auburn, scoring 10 points while handing out three assists and swiping four steals in 27 minutes. It was her sixth double-figure scoring game of the season.

#TheShowSC

South Carolina head coach Dawn Staley selected this season's theme as "The Show" to recognize all the elements that go into what has become one of the nation's premier programs. For the first time the theme is not focused on the team itself. Instead, Staley wanted to showcase the state of South Carolina, the fans, the band, the cheerleaders, the program, the University and how they have come together to support her team.

2015-16 South Carolina Media Roster

1		Bianca Cuevas 5-6 • So. • Guard • Bronx, N.Y. <i>kway-VAHS</i>	PPG 6.3 RPG 1.6 APG 1.8 FG% .353 FT% .750	LAST GAME: 10 pts, 3 assts, 4 stls vs. Auburn NOTABLE: Lightning-quick guard who finishes well in traffic ... scored in double figures 7x ... ≥ 3 steals 6x this season ... last 3 games ... average 3.3 assists, 7.3 points ... 2014 McDonald's All-America.	Career Highs Pts: 21 at Ole Miss, 2/1/15 Reb: 6 at Alabama, 2/22/16 Asst: 6 vs. CSUB, 11/28/15 Stl: 5 vs. Missouri, 1/10/16
4		Doniyah Cliney 6-0 • R-Fr. • Guard • Newark, N.J. <i>dawn-YAY CLY-nee</i>	PPG 3.6 RPG 1.0 APG 0.8 FG% .419 FT% .654	LAST GM: 1 reb, 1 blk vs. Auburn NOTABLE: Athletic guard with good court vision, improving constantly since return from hand injury ... played in 16 games with 2 starts ... averaged 4.7 points over last 3 games ... won two HS state titles.	Career Highs Pts: 10 vs. Florida, 2/11/16 Reb: 3, 2x, vs. Florida, 2/11/16 Asst: 3 at Auburn, 1/21/16 Stl: 3 vs. Georgia, 2/18/16
5		Khadijah Sessions 5-8 • Sr. • Guard • Myrtle Beach, S.C. <i>kub-DEE-zhub SESH-uns</i>	PPG 6.4 RPG 2.5 APG 2.2 FG% .445 FT% .629	LAST GM: 5 pts, 12 mins vs. Auburn NOTABLE: Team captain ... career best FG %age ... in SEC, 7.4 ppg on 45.3% FG ... hit clutch shots late in 5 tight wins ... posted ≥4 assists 8x, scored ≥10 pts 7x ... 5th in SEC in steals (2.0).	Career Highs Pts: 19 vs. Auburn, 2/3/13 Reb: 11 at Alabama, 2/22/16 Asst: 8 vs. NC Central, 12/1/14 Stl: 6 vs. Georgia, 2/18/16
22		A'ja Wilson 6-5 • So. • Forward • Hopkins, S.C. <i>A-zhub</i>	PPG 16.3 RPG 8.6 BPG 3.1 FG% .543 FT% .716	LAST GM: 8 pts, 8 rebs, 3 bks vs. Auburn NOTABLE: SEC Player and Def. Player of the Year ... 11 dbl-dbls, 11th in NCAA in bpg ... SEC top 5 in ppg, rpg, FG% ... shot 69.6% last 3 games ... Naismith, Wooden, Drysdale Watch Lists ... 2015 All-America.	Career Highs Pts: 28 vs. Duke, 12/6/15 Reb: 19 at Kentucky, 3/1/15 Blks: 8, 2x, vs. TAMU, 1/17/16 Stl: 3, 4x, vs. C. Mich., 12/20/14
23		Tina Roy 5-11 • Sr. • Guard • Kaplan, La.	PPG 5.9 RPG 1.6 APG 2.4 FG% .326 FT% .455	LAST GM: 4 pts, 2 rebs vs. Auburn NOTABLE: Team captain ... in SEC play – 7.4 ppg, .387 3FG %age (36-of-93) ... overall, 4th in SEC in 3s/gm (1.9) ... ≥4 3s in 5 games ... ≥3 assists in 15 games ... 2nd on team in assists vs. SEC (2.6).	Career Highs Pts: 21 vs. Arkansas, 1/3/16 Reb: 8 at Miss. St., 2/6/14 Asst: 10 vs. Sav. St., 12/14/14 Stl: 3, 2x, vs. Ole Miss, 1/28/16
24		Sarah Imovbioh 6-2 • Sr. • Forward • Abuja, Nigeria <i>ih-MOE-vee-o</i>	PPG 4.4 RPG 5.0 APG 0.2 FG% .587 FT% .463	LAST GM: 3 pts, 2 rebs, 1 blk vs. Auburn NOTABLE: Great energy, aggressive around rim ... ≥10 rebs 3x, ≥10 pts 3x, 1 double-double ... 2nd on team in FG %age.	Career Highs Pts: 19 vs. Hampton, 12/16/15 Reb: 12 vs. ECU, 12/20/15 Asst: 2, 2x, vs. Missouri, 1/10/16 Stl: 2, 3x, at Ole Miss, 2/15/16
25		Tiffany Mitchell 5-9 • Sr. • Guard • Charlotte, N.C.	PPG 14.7 RPG 2.8 APG 4.07 FG% .831 FT%	LAST GM: 8 pts, 3 assts, 1 stl vs. Auburn NOTABLE: All-SEC 1st Team ... ≥10 pts 27x ... 7th in SEC ppg, 3rd FT% ... vs. SEC, 15.6 ppg, 2.8 apg, 1.9 spg ... Naismith, Wooden, Drysdale, Staley Watch Lists ... 2x SEC POY, All-America.	Career Highs Pts: 25 vs. Georgia, 2/27/14 Reb: 11, 5x, at Arkansas, 1/2/14 Asst: 9 at SDSU, 11/23/13 Stl: 7 vs. NC Central, 12/1/14
31		Asia Dozier 6-0 • Sr. • Guard/For. • Columbia, S.C. <i>DOE-zhur</i>	PPG 3.3 RPG 1.1 APG 2.0 FG% .342 FT% .722	LAST GAME: 5 pts, 17 mins vs. Auburn NOTABLE: Two-time team captain ... cerebral player, nurturing leader ... Last 3 games – 4.3 ppg, 2.3 apg ... always seems to deliver timely points or defensive play.	Career Highs Pts: 16, 2x, at SDSU, 11/23/13 Reb: 10 vs. Elon, 11/9/12 Asst: 6, 3x, vs. UNCG, 11/15/15 Stl: 2, 9x, vs. Hampton, 12/16/15
40		Jatarie White 6-4 • So. • Forward • Charlotte, N.C. <i>juh-TAR-ee</i>	PPG 3.1 RPG 3.1 APG 0.5 FG% .364 FT% .644	LAST GAME: 3 rebs, 11 mins vs. Auburn NOTABLE: Solid play not always in box score ... steadily improving on both sides of ball ... returned to court vs. LSU after missing 3 games due to illness ... ≥5 rebs 7x ... ≥10 points 2x ... 2014 WBCA, McDonald's All-America.	Career Highs Pts: 14 vs. ECU, 12/20/15 Reb: 9 vs. Winthrop, 12/13/15 Blk: 4 vs. Winthrop, 12/13/15 Stl: 2 vs. Syracuse, 3/22/15
41		Alaina Coates 6-4 • Jr. • Center • Irmo, S.C. <i>uh-LAY-nub COATS</i>	PPG 11.8 RPG 10.2 BPG 1.3 FG% .638 FT% .559	LAST GM: 14 pts, 12 rebs., 3 stls vs. Auburn NOTABLE: All-SEC 1st Team ... 15th in NCAA w/ 16 dbl-dbls (1 triple) – 10 in SEC ... avg. dbl-dbl in SEC ... 22nd in NCAA in rpg ... shot 66.7% vs. SEC ... 2x All-SEC 2nd Team.	Career Highs Pts: 29 vs. Winthrop, 12/13/15 Reb: 18 at Alabama, 2/22/16 Blk: 10 vs. Winthrop, 12/13/15 Asst: 6 at Texas A&M, 1/31/16
44		India Farmer 6-0 • Jr. • Forward • N. Myrtle Beach, S.C.	PPG 0.0 RPG 0.6 APG 0.0 FG% .000 FT% --	LAST GAME: 3 mins at Ole Miss NOTABLE: Played in 7 games this season after seeing action in 16 in 2014-15, including five SEC and three postseason ... great team player ... works hard with good attitude.	Career Highs Pts: 3, 2x, vs. Alabama, 1/19/14 Reb: 3 vs. NC Central, 12/2/13 Blk: 2 vs. UNCG, 11/15/15 Stl: 1 at Florida, 1/19/15

Starter

Reserve

Gamecocks' Five-Second Count

South Carolina is enjoying its most successful period in program history, clinching its third-straight SEC regular-season title and recording an SEC-record 45 wins during the stretch. With 117 career wins in the last four years, the 2016 Senior Class holds the program record, breaking the 2015 class' mark of 113, and holds a .873 winning percentage (117-17), which would also be the school record. South Carolina has not finished outside the SEC's top four in five campaigns with a 66-14 record. Nationally, 70 straight AP Poll appearances is the new program record.

In the last three seasons, three Gamecocks have earned All-America honors, including two on the 2015-16 squad, and 10 have earned All-SEC selection, including this season's three first-team selections.

Quick Facts

The University

Location: Columbia, S.C.
Founded: 1801
Enrollment: 32,972
Colors: Garnet (PMS 202C) and Black
Nickname: Gamecocks
Conference: Southeastern
President: Dr. Harris Pastides
Athletics Director: Ray Tanner
Facility: Colonial Life Arena (18,000)

Coaching Staff

Head Coach: Dawn Staley
Alma Mater: Virginia, 1992
Overall Record: 356-155 (16th season)
School Record: 184-75 (8th season)
Assoc. Head Coach (Alma Mater):
 Lisa Boyer (Ithaca, 1979)
Assistant Coaches (Alma Mater):
 Nikki McCray-Penson (Tennessee, 1995)
 Fred Chmiel (Excelsior, 2001)

Team Information

2014-15 Record: 34-3
 Home: 16-0 Away: 9-2 Neutral: 9-1
SEC Record (Finish): 15-1 (T-1st)
 Home: 8-0 Away: 7-1
Letterwinners Returning/Lost: 11/3
Starters Returning/Lost: 3/2

Program History

First Year of Women's Basketball: 1974-75
All-Time Record: 764-504 (42nd season)
All-Time SEC Record: 147-201 (25th season)
NCAA Appearances (Last): 12 (2015)
NCAA Tournament Record: 17-12
2015 NCAA Result: Final Four; L, 65-66, Notre Dame; Tampa, Fla.
WNIT Appearances (Last): 4 (2011)
WNIT Record: 3-4

Media Relations

Women's Basketball Contact: Diana Koval
Office: 803.777.7977
Cell: 314.369.6050
Email: dkoval@mailbox.sc.edu
Press Row Phone: 803.777.6182
Athletics Department on the Web
Website: GamecocksOnline.com
Twitter: @GamecocksOnline
Instagram: @GamecocksOnline
Facebook: Facebook.com/GamecocksOnline
YouTube: YouTube.com/GamecocksOnline
Women's Basketball on Twitter
Team: @GamecockWBB
Head Coach: @DawnStaley

By the Numbers

	4	7	19.3	28
--	----------	----------	-------------	-----------

- Time in the last three seasons that senior guard Tiffany Mitchell has recorded single-digit points in back-to-back games (Dec. 4 and 7, 2014)
- Players in SEC history to earn Player and Defensive Player of the Year honors in the same season – A'ja Wilson 2016, Sylvia Fowles (LSU), 2008
- Games in which the Gamecocks have shot below 50.0 percent in all four quarters – vs. Auburn (Mar. 4) and Georgia (Feb. 18)
- Straight SEC Coach of the Year honors for Dawn Staley, the first league coach to claim three consecutive recognitions from her peers
- School records broken by junior center Alaina Coates this season – 10 blocks in a game, 10 double-doubles in an SEC season, 608 career defensive rebounds, 20 career double-doubles in SEC play
- Games this season in which senior guard Tiffany Mitchell scored 20 points – all in SEC play, including four in the last 10 league contests
- Defensive rebounds needed by Alaina Coates to tie the school record for defensive boards in a season (230, Beth Hunt, 1989-90)
- Games in which an SEC opponent scored less than 60 points against the Gamecocks
- Wins over nationally ranked opponents this season (a school record), including four over top-10 teams, eight against an SEC foe and five played outside Columbia
- Games this season that were within single digits in the final 5:00
- Points per game by sophomore forward A'ja Wilson against ranked opponents this season (12 games)
- Games in which South Carolina has shot a higher percentage than its opponent, including 16 games shooting at least 45.0 percent
- Quarters this season in which the Gamecocks have held their opponent to single digits, including at least one in each of the last five games
- Points per game allowed by the Gamecocks over the last five games, including 44.0 in the last three
- Quarters this season in which the Gamecocks have scored 20 or more points, including 16 quarters of 25 or more
- Percent of South Carolina's points that are scored in the paint this season

Current Streaks

	Total	Home	Road	Neut.
Overall	W7	W3	W11	W4
SEC	W16	W26	W8	—
Non-Conference	W1	L1	W3	W4
Ranked Teams	W2	W1	W4	W1

Kentucky Series Notes

Kentucky leads the series 33-24, but the Gamecocks have won three of the last two season's four meetings. The overall series gap closes to a 9-8 Wildcat advantage in South Carolina's Dawn Staley era with the Gamecocks holding a 6-3 edge in the last four seasons.

In this season's two meetings, South Carolina's frontcourt led the way with A'ja Wilson averaging 22.0 points and 10.0 rebounds, while Alaina Coates added 18.0 points and 12.0 rebounds per game. The Gamecocks averaged 75.5 points on 46.0 percent shooting and held the Wildcats to 65.0 points per game on 39.1 percent shooting. Both teams made 52 field goals over the two games, but the Gamecocks made 39 free throws to Kentucky's 21 and out-rebounded the Wildcats 41.5 to 37.5. Both games were within single digits in the final five minutes of play, and once again the free throw line made the difference with the Gamecocks going 10-of-12 in that stretch compared to Kentucky's 0-for-4 showing as South Carolina averaged 11.0 points to the Wildcats' 6.5 in the final stretch of the contest.

South Carolina's results vs. Kentucky since the arrival of head coach Dawn Staley:

Date	W/L	Score	Site	Rank (SC/UK)
2/4/16	W	78-68	H	2/18
1/14/16	W	73-62	A	2/9
3/1/15	L	56-67	A	2/13
1/11/15	W	68-60	H	1/10
3/8/14	L	58-68	N	5/12
2/20/14	W	81-58	A	4/15
1/9/14	W	68-59	H	10/9
2/14/13	L	74-78	A	16/9
1/24/13	W	55-50	H	18/5
2/23/12	L	50-53	A	-/13
1/15/12	L	58-66	H	24/9
2/10/11	W	66-61	H	-/15
1/13/11	L	48-66	A	-/19
2/21/10	L	50-71	A	-/16
1/14/10	W	79-71	H	-/-
3/1/09	L	53-70	H	-/-
2/5/09	L	47-61	A	-/-

Tale of the Tape

Kentucky				South Carolina			
Overall	SEC Rank	SEC Only	SEC Rank	Overall	SEC Rank	SEC Only	SEC Rank
23-6		10-6		29-1		16-0	
14-2		6-2		14-1		8-0	
7-4		4-4		11-0		8-0	
2-0				4-0			
74.7	2nd	68.8	3rd	73.1	3rd	71.7	1st
59.8	9th	63.1	11th	55.5	3rd	55.1	1st
.458	3rd	.432	3rd	.455	2nd	.457	1st
.371	7th	.406	10th	.345	1st	.347	1st
.351	2nd	.302	5th	.321	4th	.337	1st
.292	7th	.308	11th	.280	5th	.253	3rd
.708	10th	.695	5th	.670	10th	.668	8th
13.4		13.3		16.4		17.1	
39.9	8th	38.3	5th	40.7	3rd	39.0	3rd
+5.9	5th	+4.6	3rd	+7.5	2nd	+6.0	2nd
14.5	6th	12.0	8th	14.5	5th	14.9	1st
+2.3	6th	+0.6	6th	+0.9	9th	+0.6	6th
7.0	14th	6.3	13th	8.8	7th	9.3	4th
4.0	7th	2.8	9th	5.3	1st	4.7	3rd

Gamecocks' SEC Tournament History

In their 25th SEC Tournament this week, the Gamecocks are toting the No. 1 seed for third-straight season. South Carolina is 12-23 all-time at the event after three wins delivered the program's first SEC Tournament title in 2015. The Gamecocks are playing in the semifinals for the fourth time in the last five seasons.

The Gamecocks are trying to join Tennessee (1999-2000 and 2010-11) and Georgia (1983-84) as the only programs to win both the regular-season and tournament titles in back-to-back seasons. South Carolina could also join those two programs as the only to go undefeated in the SEC regular season and win the SEC Tournament – Georgia in 1986 (9-0 season, 3-0 tournament), Tennessee in 1994 (11-0 season, 3-0 tournament) and in 2011 (16-0 season, 3-0 tournament).

Ranked Readings

The Gamecocks have played 12 games against ranked teams this season with an 11-1 record. The win total includes four against top-10 teams and broke last season's school record of 10 wins against nationally ranked foes. In 2014-15, five of the 10 wins were against top-10 foes.

This season against ranked teams, South Carolina averages 69.7 points on 43.2 percent field goal shooting

while holding its opponent to 62.2 points per game on 36.2 percent shooting. Sophomore forward A'ja Wilson leads the offense with 19.3 points per game to go with her 9.8 rebounds per outing. Junior center Alaina Coates averages a double-double against ranked teams this season – 10.6 points, 10.4 rebounds. Senior guard Tiffany Mitchell adds 14.0 points per game against ranked opponents.

In the eight games against ranked SEC opponents, the Gamecocks are out-performing their early-season tangles with the nation's elite. In those eight outings, South Carolina averages 71.0 points on 44.0 percent shooting and holds opponents to 60.9 points per game on 36.5 percent shooting.

After posting a 24-9 record against ranked opponents since the start of the 2013-14 season, head coach Dawn Staley has a 36-43 mark vs. the nation's best teams during her South Carolina tenure, highlighted by a 24-8 mark when the Gamecocks carry a better ranking than their opponent into the contest.

SEC Title Talk

South Carolina joined elite company with its third-straight SEC regular-season title, which the Gamecocks claimed out-right with their win over Georgia (Feb. 18). South Carolina became just the third program to win three straight titles, joining Tennessee (2000-2004 and 1993-1995) and Auburn (1987-89). The Gamecocks' 16-0 league record is even more rare, having been posted just once before SEC history – Tennessee, 2011.

Conference Confidence

With a perfect 16-0 record this season, the Gamecocks have won 45 of their last 48 SEC regular-season games, beginning with the 2014 league opener at Arkansas. The 45 wins edges out Tennessee's three-year total of 43 from 2010 through 2012 as the most in SEC history as the Lady Vols went 43-5 (2010-12) en route to two league titles. Tennessee is the only other program to amass 40 or more wins over a three-year span, reaching the number 10 times. The Lady Vols also hold the best three-season win percentage, going undefeated (11-0) in their 1993, 1994 and 1995 campaigns.

SEC Story

Head coach Dawn Staley has steadily lifted the Gamecocks' national profile by building the Gamecocks into a consistent SEC contender with now three straight regular-season titles, shirking decades of difficulty in the nation's best women's basketball conference.

In her eighth season at the helm, Staley boasts an 83-43 (.659) SEC regular-season record and has finished outside the league's top five just twice – an unprecedented achievement for a program that had finished INSIDE the top five only two times in the previous 17 seasons. Staley's 83 wins include now five seasons of double-digit league victories – 10 in 2012, 11 in 2013, an SEC-best 14 in 2014 and 15 in 2015, and currently 15 in 2016 – and account for 56.5 percent of the program's all-time 147 league wins.

Staley's SEC regular-season record includes a 46-18 (.719) mark at home and a 37-25 (.597) slate on the road.

Poll Position

South Carolina remains at No. 2 in the nation in the USA Today Coaches Poll this while sitting at No.

3 in the AP poll for the third-straight week, marking the 35th-straight time the Gamecocks have been ranked among the nation's top three teams. South Carolina has held a top-10 position in the Associated Press poll for 46 straight weeks and been ranked in the AP top 25 for 72 consecutive weeks (beginning Dec. 10, 2012), breaking the school record of 62 from Feb. 27, 1979 through Jan. 9, 1983.

Strength in Numbers

Based on cumulative opponent winning percentage, South Carolina currently has the 24th toughest schedule in the nation. The 26 teams the Gamecocks have faced this season have a current winning percentage of .594. The SEC and Pac-12 dominate the top 35 schedules with six and seven entries, respectively.

With 12 games away from Columbia so far this season, the Gamecocks are fourth in the RPI – best in the SEC with Kentucky (12), Texas A&M (17) and Florida (18) also among the top 25. Georgia (26), Tennessee (27), Mississippi State (28) and Missouri (41) are in the top 50.

Annual Awards

South Carolina continued its historic three-year stretch in SEC awards voting by league coaches. Head coach Dawn Staley picked up her third-straight SEC Coach of the Year award this week, becoming the first in league history to retain the award for that long. Four other coaches have won the award at least three times,

2015-16 Awards

Alaina Coates

All-SEC First Team (Coaches)
Naismith Midseason Watch List
Wooden Award Watch List
SEC Player of the Week (Jan. 26-Feb. 1)

Bianca Cuevas

Rainbow Wahine Showdown All-Tournament

Tiffany Mitchell

Naismith Trophy Semifinalist
Wooden Award Final Ballot Top 15
All-SEC First Team (Coaches)
CoSIDA Academic All-America (Second Team)
USBWA Ann Meyers Drysdale Midseason List
Dawn Staley Award Watch List
Senior CLASS Award Finalist
Preseason All-America (AP, Lindy's, Athlon, SI, ESPN)

Khadijah Sessions

SEC Community Service Team (Women's basketball)

A'ja Wilson

Naismith Trophy Semifinalist
Wooden Award Final Ballot Top 15
SEC Player of the Year
SEC Defensive Player of the Year
All-SEC First Team
SEC All-Defensive Team
USBWA Ann Meyers Drysdale Midseason List
2015 USA Basketball Female Athlete of the Year
Rainbow Wahine Showdown Tournament MVP
Preseason All-America 2nd Team (Lindy's, SI, ESPN)
Preseason All-America Honorable Mention (AP)
Four-time SEC Player of the Week
ESPN National Player of the Week (Jan. 12-18)

2015-16 Double-Doubles

Alaina Coates (16)

11/13	Ohio State	17 pts/13 rebs
11/22	at UCLA	12 pts/12 rebs
12/13	Winthrop	29 pts/16 rebs/10 blks
12/16	Hampton	22 pts/12 rebs
12/20	vs. East Carolina	10 pts/15 rebs
1/3	Arkansas	11 pts/10 rebs
1/7	at Vanderbilt	11 pts/10 rebs
1/10	Missouri	13 pts/12 rebs
1/21	at Auburn	17 pts/10 rebs
1/28	Ole Miss	13 pts/14 rebs
1/31	at Texas A&M	12 pts/10 rebs
2/4	Kentucky	27 pts/13 rebs
2/11	Florida	14 pts/11 rebs
2/22	at Alabama	13 pts/18 rebs
2/25	at Ole Miss	11 pts/14 rebs
3/4	vs. Auburn	14 pts/12 rebs

Sarah Imovbioh (1)

11/15	UNCG	14 pts/11 rebs
-------	------	----------------

A'ja Wilson (11)

11/13	Ohio State	20 pts/14 rebs
11/15	UNCG	19 pts/10 rebs
11/22	at UCLA	11 pts/10 rebs
11/27	vs. Arizona State	18 pts/11 rebs
12/6	Duke	28 pts/11 rebs
12/20	vs. East Carolina	15 pts/10 rebs
1/3	Arkansas	11 pts/10 rebs
1/10	Missouri	11 pts/11 rebs
1/14	at Kentucky	26 pts/13 rebs
1/31	at Texas A&M	27 pts/10 rebs
2/22	at Alabama	16 pts/10 rebs

Gamecocks in 2015-16 National Polls

Poll	Pre	11/16	11/23	11/30	12/7	12/14	12/21	12/28	1/4	1/11	1/18	1/25	2/1	2/8	2/15	2/22	2/29	3/7	3/14	Final
Associated Press	2	2	2	2	2	2	2	2	2	2	2	2	2	2	3	3	3			
Coaches	2	2	2	2	2	2	2	2	2	2	2	2	2	2	2	2	2			

but never consecutively until Staley's peers tapped her for the award again this season.

Similarly, the SEC Player of the Year award has never stayed with one program for three straight seasons until A'ja Wilson picked it up this week, following back-to-back winner Tiffany Mitchell. Wilson went on to become just the second player in SEC history to win both Player of the Year and Defensive Player of the Year honors in the same season, joining LSU's Sylvia Fowles (2008).

Mitchell became just the second Gamecock ever to earn a spot on the All-SEC First Team three times. Junior center Alaina Coates joined Mitchell and Wilson with first-team honors, her first appearance at the top of the All-SEC list after pulling in second-team recognition her first two seasons.

Basketball and Books

Senior guard Tiffany Mitchell was named to the CoSIDA Academic All-America Second Team this week, becoming the first Gamecock to be named to one of the teams since Martha Parker (third team) in 1989. Mitchell was the only SEC player to make one of the three teams and is also a finalist for the Senior CLASS Award for displaying excellence in community, classroom, character and competition.

The Gamecocks have had a CoSIDA Academic All-District selection in each of the last three seasons and in four of head coach Dawn Staley's eight seasons at South Carolina.

Two Grand

Junior center Alaina Coates joined senior guard Tiffany Mitchell in the Gamecocks' 1,000-point club against Missouri (Jan. 10), making it the second-straight season a Gamecock team has had multiple 1,000-point scorers. Before Mitchell and then-senior Aleighsa Welch

teamed up on the 2014-15 squad, the last team to boast more than one 1,000-point scorer was the 2001-02 squad with Shaunzinski Gortman and Jocelyn Penn who both hit the mark that season. In program history there are now 11 seasons that featured multiple 1,000-point scorers.

With sophomore forward A'ja Wilson closing in on the 1,000-point mark (currently at 941 through 65 career games), the 2015-16 team could become the fifth Gamecock unit to play with three 1,000-point scorers, the first since 1998-99.

For the Record

The Gamecock veterans have made a steady assault on the program's record books, both individually and as a group.

Team

- Blocks (game) – 16 vs. Winthrop, 12/13/15
- Win Streak – 22 games, tied 2014-15 start

Four-Year Seniors

- Career Wins – 116

Alaina Coates ranks among the program's top 10 in seven career stats and two season stats, including the following three school records:

- SEC Double-Doubles (season) – 10
- SEC Double-Doubles (career) – 20
- Defensive Rebounds (career) – 608
- Blocks (game) – 10 vs. Winthrop, 12/13/15

Tiffany Mitchell ranks among the program's top five in six career categories with four other top-10 appearances, including the following school records:

- Games Started (career) – 129
- Consecutive Games Started – 103

A'ja Wilson ranks among the program's top five in blocks in a career, in a game and holds the following season record:

- Blocks (season) – 85

Putting Teams Away

While the Gamecocks have gotten a lot of attention for the 12 tight games they have delivered to the win column, they have also posted 21 double-digit wins, including 10 by 20 or more points this season. In SEC action, 12 of South Carolina's program-record 16 wins came by double digits with five decided by 20 or more points.

Winning SEC games by an average of 16.6 points, South Carolina's scoring margin in league play is the second-highest in program history. Overall, the Gamecocks have a +17.6 scoring margin this season, which would rank third in program history. The 2014-15 teams owns both the SEC and overall school records for scoring margin at 19.6 and 21.7, respectively.

Location, Location, Location

South Carolina averages 37.5 points in the paint this season, making up 51.3 percent of the Gamecocks' offense. Only one opponent has out-scored South Carolina in the paint this season – Auburn (Mar. 4) – (Vanderbilt and UConn tied), and the Gamecocks have out-paced their opponents in that space by 15.9 points per game.

In 12 games against ranked opponents this season, South Carolina has out-scored its foes in the paint by 12.6 points per game. The Gamecocks averaged 13.6 points in the paint per game more than their SEC opponents.

South Carolina's interior advantage has been at least 20 points in 11 games, including three games against ranked teams – #6/10 Ohio State (32), #16/18 Arizona State (26) and #15/10 Texas A&M (20). The season-high advantage of 34 points has happened twice – against Arkansas (Jan. 3) and UNCG (Nov. 15).

Be Aggressive

Led by arguably among the best frontcourts in the nation, South Carolina leads the country in free throw attempts (736) and is fifth in free throws made (493). The Gamecocks attempt 24.5 free throws per game on the season, including 25.6 per SEC contest.

The Gamecocks have made more free throws than their opponents have attempted both overall (493-437) and in SEC play (274-221). They have made more than their opponents attempted in 15 games this season, including nine SEC games, and matched their opponents' number in three other contests, one of those coming in league action.

South Carolina is shooting 67.0 percent from the free throw line – a number that has been on the rise recently after hitting 75.3 percent in the last three games. Two Gamecocks ranked among the SEC's top percentage free throw shooters in league play – Tiffany Mitchell (2nd, .833) and A'ja Wilson (7th, .725) – who also led the team in free throw attempts in league play with Wilson at 91 and Mitchell at 78.

This season, South Carolina has out-scored its opponent on the free throw line 25 times, including 14 SEC games. The Gamecocks have made at least 20 free throws nine times this season – 23 vs. #6/10 Ohio State (Nov. 13), 21 vs. East Carolina (Dec. 20), 32 vs. #20/- Missouri (Jan. 10), 20 at #10/10 Texas A&M (Jan. 31), 24 vs. #18/18 Kentucky (Feb. 4), 22 vs. #16/19 Florida (Feb. 11), 22 at #24/- Tennessee (Feb. 15), 21 vs. LSU (Feb. 28) and 22 vs. Auburn (Mar. 4).

Balancing Act

Six different Gamecocks have been the team's high scorer in at least one game, but often the high scorer has several teammates on her heels. In a constant search for balance, the Gamecocks' top scorer in a game has accounted for at least one-third of the team's points just eight times – #14/13 Duke, Winthrop, at #9/9 Kentucky, #15/11 Texas A&M, at #10/10 Mississippi



South Carolina's SEC Tournament History

Year-by-Year Results

Year	Seed	Result
2015-16	1	W, 57-48 Auburn/
2014-15	1	W, 58-36 Arkansas / W, 74-54 LSU / W, 62-46 Tennessee
2013-14	1	W, 67-48 Georgia/L 58-68 Kentucky
2012-13	5	W, 77-35 Ala. / L, 52-61 Texas A&M
2011-12	6	W, 57-38 Ala. / W, 59-55 Georgia / L, 58-74 Tennessee
2010-11	5	W, 62-50 Ole Miss / L, 34-66 Georgia
2009-10	8	L, 63-64 Ole Miss
2008-09	11	L, 39-49 Mississippi State
2007-08	10	L, 71-57 Florida
2006-07	8	W, 65-63 Auburn / L, 63-81 Tenn.
2005-06	7	L, 48-64 Auburn
2004-05	12	L, 50-53 Ole Miss
2003-04	12	L, 42-73 Georgia
2002-03	5	W, 79-64 Miss. / L, 75-79 Miss. St.
2001-02	2	L, 61-79 Arkansas
2000-01	6	L, 68-75 Ole Miss
1999-00	11	L, 58-80 Vanderbilt
1998-99	12	L, 71-82 Alabama
1997-98	11	W, 76-61 LSU / L, 72-92 Alabama
1996-97	12	L, 48-75 Tennessee
1995-96	11	L, 48-65 Florida
1994-95	10	L, 70-80 Arkansas
1993-94	10	L, 80-83 Kentucky
1992-93	7	L, 57-59 Ole Miss
1991-92	12	L, 47-58 Vanderbilt
Total		12-23

Record By Team

Alabama	2-2
Arkansas	1-2
Auburn	2-1
Florida	0-2
Georgia	2-2
Kentucky	0-2
LSU	2-0
Mississippi	2-4
Mississippi State	0-2
Tennessee	1-3
Texas A&M	0-1
Vanderbilt	0-2

State, at #10/10 Texas A&M, #18/18 Kentucky, at #24/-Tennessee – and for more than a quarter of the team's total points 17 times. South Carolina has had four or more players score in double figures 11 times with just five games of two or fewer double-figure scorers.

Overall, three Gamecocks average double-figure points – A'ja Wilson 16.3 ppg, Tiffany Mitchell 14.7, Alaina Coates 11.8 – with two others scoring at least 6.0 points per game – Khadijah Sessions 6.4 and Bianca Cuevas 6.3.

In SEC play, the balance of offense was only slightly changed with Wilson at 16.3 ppg, Mitchell at 15.6 ppg and Coates at 11.2 to go along with 7.4 ppg each from Tina Roy and Sessions.

Block Party

Once again this season, South Carolina is among the nation's best shot-blocking teams, ranked 25th in the country with 5.3 blocks per game behind two of

the best in the SEC – A'ja Wilson, who leads the league and ranks 11th in the nation with 3.1 per game, and Alaina Coates, who is the SEC's active career blocked shot leader at 165 and averages 1.3 this season.

While Coates continues her assault on the program's career record of 177 (Lakesha Tolliver, 2004-07), she broke the 38-year-old single-game record when she completed the program's first triple-double to include blocks with 10 against Winthrop (Dec. 13).

With her five blocks at Ole Miss (Feb. 25), Wilson broke the school record for blocks in a season, previously 83 by Elem Ibiam in 2013-14. Her now 88 blocks include 53 in SEC play, which erased the previous school record of 44, and already give her the career record for SEC blocks at 85.

Diversified Assets

Head coach Dawn Staley has compiled an arsenal of offensive weapons that keeps growing throughout the season with no one Gamecock consistently dominating the stat line, especially on offense.

While 10 different Gamecocks have been the team's top scorer in at least one quarter this season, no Gamecock has led the team in scoring for all four quarters of a game. A single player has topped the team in three quarters just 11 times – Alaina Coates (Winthrop, Kentucky), Tiffany Mitchell (at Clemson, at Vandy, Florida) and A'ja Wilson (vs. CSUB, Duke, at Kentucky, Texas A&M, at Tennessee,

Games Led Team In...

(Tied for team lead in each category included)

Scoring	2015-16	Career	Record
A'ja Wilson	14	29	26-3
Tiffany Mitchell	10	47	45-2
Alaina Coates	5	17	16-1
Tina Roy	2	4	4-0
Bianca Cuevas	1	3	3-0
Sarah Imovbioh	1	1	0-1
Khadijah Sessions	0	3	2-1
Asia Dozier	0	2	2-0

Rebounding	2015-16	Career	Record
Alaina Coates	21	55	52-3
A'ja Wilson	12	21	20-1
Sarah Imovbioh	2	2	2-0
Jatarie White	1	1	1-0
Tiffany Mitchell	0	10	9-1

Assists	2015-16	Career	Record
Tina Roy	11	21	20-1
Tiffany Mitchell	10	39	37-2
Khadijah Sessions	10	32	29-3
Asia Dozier	5	18	18-0
Bianca Cuevas	3	11	10-1
Alaina Coates	2	3	3-0
Sarah Imovbioh	1	1	1-0
A'ja Wilson	1	1	1-0

Miscellaneous Stats

Triple-Doubles	2015-16	Career	Record
Alaina Coates	1	1	1-0

Double-Doubles	2015-16	Career	Record
Alaina Coates	16	38	37-1
A'ja Wilson	11	16	15-1
Sarah Imovbioh	1	1	1-0
Tiffany Mitchell	0	4	4-0

20+ Points	2015-16	Career	Record
A'ja Wilson	7	12	11-1
Tiffany Mitchell	5	18	18-0
Alaina Coates	3	13	10-1
Bianca Cuevas	1	2	2-0
Tina Roy	1	1	1-0

10+ Points	2015-16	Career	Record
Tiffany Mitchell	27	102	92-10
A'ja Wilson	24	53	49-4
Alaina Coates	21	68	65-3
Khadijah Sessions	7	27	26-1
Tina Roy	6	18	16-2
Bianca Cuevas	7	15	15-0
Sarah Imovbioh	3	3	2-1
Jatarie White	2	4	4-0
Asia Dozier	1	14	13-1
Donyah Cliney	1	1	1-0

10+ Rebounds	2015-16	Career	Record
Alaina Coates	19	44	43-1
A'ja Wilson	12	17	16-1
Sarah Imovbioh	3	3	3-0
Khadijah Sessions	1	1	1-0
Tiffany Mitchell	0	7	6-1
Asia Dozier	0	1	1-0

5+ Assists	2015-16	Career	Record
Tiffany Mitchell	4	15	15-0
Asia Dozier	4	12	12-0
Khadijah Sessions	3	13	13-0
Bianca Cuevas	1	6	6-0
Alaina Coates	1	1	1-0
Tina Roy	0	5	5-0

5+ Steals	2015-16	Career	Record
Bianca Cuevas	1	1	1-0
Khadijah Sessions	1	1	1-0
Tiffany Mitchell	0	8	8-0

5+ Blocks	2015-16	Career	Record
A'ja Wilson	5	6	5-1
Alaina Coates	1	4	4-0

Team Specialty Stats

South Carolina-Opponent

	Pts. in Paint	Pts. Off TOs	2nd Chance Pts	Fast Break Pts
11/13 OSU	52-20	20-14	21-8	16-9
11/15 UNCG	52-18	29-4	16-10	13-8
11/18 at Clem.	24-16	21-2	22-11	8-0
11/20 at UCLA	30-20	8-17	10-9	4-6
11/27 vs. ASU	42-16	18-20	8-9	2-0
11/28 vs. CSUB	48-20	16-7	7-7	2-0
11/29 at Hawaii	36-18	23-5	12-11	6-0
12/6 Duke	42-24	15-6	18-9	15-6
12/13 Winthrop	50-18	20-9	14-10	19-6
12/16 Hampton	42-22	7-18	17-1	2-10
12/20 vs. ECU	46-18	16-6	17-11	2-0
12/22 Elon	40-32	21-17	14-10	9-8
1/3 Ark.	44-10	28-8	20-5	16-2
1/7 at VU	30-30	12-12	6-9	10-6
1/10 Mizzou	34-22	17-9	10-7	14-4
1/14 at UK	38-34	16-9	15-12	0-12
1/17 TAMU	42-22	24-19	8-9	10-10
1/21 at Aub.	36-16	16-15	9-14	8-4
1/24 at MSU	28-10	4-13	6-4	14-6
1/28 Miss.	46-34	18-8	17-7	15-8
1/31 at TAMU	40-24	22-15	14-16	10-17
2/4 UK	44-38	15-13	17-15	12-8
2/8 UConn	30-30	4-6	6-8	0-10
2/11 Fla.	38-32	19-21	8-17	19-13
2/15 at Tenn.	24-18	16-6	2-13	6-10
2/18 Ga.	30-20	19-9	10-9	6-4
2/22 at Ala.	32-20	11-12	16-9	8-10
2/25 at Miss.	40-8	20-27	12-11	6-2
2/28 LSU	22-14	27-6	11-13	4-0
3/4 vs. Aub.	24-26	28-20	8-7	6-2
Season Avg.	37.5-21.6	17.3-11.4	12.4-9.7	8.7-6.1
SEC Avg.	35.5-21.9	17.8-12.6	11.3-10.6	9.8-7.4

Starters vs. Bench Points

	SC Starters	Opp. Starters	SC Bench	Opp. Bench
11/13 OSU	58	70	30	10
11/15 UNCG	52	33	40	11
11/18 at Clem.	38	33	29	8
11/22 at UCLA	57	55	11	10
11/27 vs. ASU	39	38	21	20
11/28 vs. CSUB	56	47	34	24
11/29 at Hawaii	46	36	21	15
12/6 Duke	64	45	2	10
12/13 Winthrop	55	30	31	7
12/16 Hampton	69	35	17	15
12/20 vs. ECU	58	47	30	10
12/22 Elon	59	52	19	11
1/3 Ark.	65	24	20	8
1/7 at VU	50	35	21	26
1/10 Mizzou	54	38	29	20
1/14 at UK	59	51	14	11
1/17 TAMU	50	53	9	5
1/21 at Aub.	47	44	27	14
1/24 at MSU	45	46	12	5
1/28 Miss.	52	38	29	24
1/31 at TAMU	69	53	1	10
2/4 UK	63	46	15	22
2/8 UConn	31	61	23	5
2/11 Fla.	65	28	21	43
2/15 at Tenn.	52	29	10	27
2/18 Ga.	56	45	5	6
2/22 at Ala.	46	32	20	14
2/25 at Miss.	44	30	22	15
2/28 LSU	37	37	38	2
3/4 vs. Aub.	40	44	17	4
Season Avg.	52.5	41.8	20.6	13.7
SEC Avg.	53.4	39.3	18.3	15.8

2015-16 Scoring Differentials

Largest lead in a win	by 52 (84-32), 4th-3:11, vs. Winthrop, 12/13
Largest deficit overcome to win	by 11 (19-30), 2nd-3:43, at Kentucky, 1/14
Largest lead given up in a loss	
Largest deficit in a loss	by 21 (33-54), 3rd-1:20, vs. UConn, 2/8

at Ole Miss). Conversely, a different Gamecock has led each quarter of a game eight times (Ohio State, UNCG, Hampton, vs. East Carolina, Arkansas, Missouri, at Auburn, Ole Miss).

A Little Help From My Friends

Playing under one of the best point guards in U.S. women's basketball history, South Carolina has always been committed to finding the teammate with the best shot, and the Gamecocks led the SEC with 14.9 assists per conference game. After assisting on just 45.9 percent of its field goals (158 of 344) to start the season, South Carolina rediscovered its roots in league play, handing out assists on 239 of 392 made field goals (61.0 percent). Senior Tiffany Mitchell, who finished second on the team in scoring in SEC games (15.6), also led the team in assists (2.8), ranking 11th in the league.

Overall, South Carolina has assisted on at least 50.0 percent of its field goals in 22 games, including six games of over 70.0 percent. The Gamecocks' 24 assists on 31 made field goals against Ole Miss (Jan. 28) was a season-best 77.4 percent, followed closely by the 75.0 percent (21 of 28) against Florida (Feb. 11).

Fast Start

South Carolina started the season 22-0 for just the second time in program history but the second time in as many seasons. The 2015-16 Gamecocks entered the postseason with just one loss for the first time in school history. Prior to 2014-15, a 10-0 start was the program's best and was accomplished by the 1981-82, 2012-13 and 2013-14 teams.

Quarter Breakdown

Through 120 quarters this season, South Carolina has out-scored its opponent 87 times with the Gamecocks topping their foe by double digits 23 times, including a season-high differential of 26 (35-9) in the second quarter against Arkansas (Jan. 3). This season's best first-quarter advantage is 19 (26-7) against Winthrop (Dec. 13), third-quarter margin is 22 (29-7) against Arkansas (Jan. 3) and fourth-quarter edge is 17 (27-10) vs. Hampton (Dec. 16).

South Carolina has shot at least 50.0 percent in 55 quarters this season – including all four quarters at Ole Miss (Feb. 25) and against CSUB (Nov. 28) – with a high of 80.0 percent (8-of-10) in the third quarter against Hampton. The Gamecocks' offensive efficiency builds steadily throughout the game as opponents begin to feel the effects of the Gamecocks' formidable frontcourt with 35 of the 55 quarters in which South Carolina has shot at least 50 percent coming in the second half. The Gamecocks have shot a game-high 50.1 percent in the fourth quarter with the second quarter next in line at 48.2 percent.

A more detailed look at the quarter-by-quarter production for the Gamecocks and their opponents.

Qtr.	SC/Opp Avg. Pts	SC/Opp Avg. Rebs	SC/Opp FG%
1	16.2/12.6	10.8/9.2	.379/.328
2	18.1/12.5	10.0/7.9	.482/.334
3	19.1/14.6	10.4/8.7	.473/.351
4	19.8/15.6	10.0/8.1	.501/.358

Individually, sophomore forward A'ja Wilson has turned in five of the 11 double-digit scoring quarters this season, but senior guard Tina Roy owns the top spot with 15 points in the third quarter against Arkansas (Jan. 3). Senior guard Tiffany Mitchell has the highest first-quarter scoring total with nine against both CSUB (Nov. 28) and Winthrop (Dec. 13). Wilson and Mitchell share the best mark the second quarter, turning in 11 in the second quarter against UNCG (Nov. 15) and against LSU (Feb. 28), respectively. Wilson and Coates share the fourth-quarter mark of 12 against Ohio State (Nov. 13) and Kentucky (Feb. 4), respectively.

Offensive Operation

Head coach Dawn Staley is often thought of as a defensive coach, but she has steadily built an efficient offensive team over the last few seasons, culminating in the 2014-15 squad's 75.9 points per game (fourth-best in program history and the first new entry in the top five since 1993-94) on 48.4 percent shooting. That group ranked 18th in the nation in scoring and fourth in field goal percentage.

This season, the Gamecocks are 36th in the nation in scoring average and 17th in field goal percentage.

Here's a look at the offense's growth over the last six seasons:

Season	PPG (rank)	FG%age (rank)
2015-16	73.7 (31th)	.455 (17th)
2014-15	75.9 (18th)	.484 (4th)
2013-14	72.9 (63rd)	.474 (6th)
2012-13	61.3 (183rd)	.390 (155th)
2011-12	61.2 (180th)	.398 (121st)
2010-11	58.7 (253rd)	.380 (223rd)

Getting Defensive

South Carolina has been a defensive juggernaut under head coach Dawn Staley, ranking among the nation's top 15 in scoring defense the previous four seasons, including three seasons among the top 10. While the Gamecock offense has grown, the attention to defense has not wavered with opponent field goal percentage ranking among the nation's top 10 each of the last three seasons.

This season, South Carolina has held its opponents to just 55.5 points per game on 34.5 percent shooting to rank 31st and ninth in the nation, respectively. The Gamecocks have yielded over 65 points just five times this season, and only five opponents have shot at least 40.0 percent against South Carolina with just one hitting 45.0 percent.

Here's a look at the defense's dominance over the last five seasons:

Season	Opp. PPG	Opp. FG%age
2015-16	55.8 (33rd)	.345 (10th)
2014-15	54.1 (12th)	.349 (10th)
2013-14	55.8 (8th)	.346 (5th)
2012-13	50.3 (5th)	.354 (32nd)
2011-12	51.4 (4th)	.376 (108th)

Sophomore Surge, Not Slump

Forward A'ja Wilson expanded both her offensive and defensive skills in her second collegiate season and shown the ability to consistently change the game on both sides of the ball.

The 6-foot-5 forward leads the league in blocks per game (3.1) and is second in field goal percentage (.543) and double-doubles (11). Wilson is fourth in scoring (16.3) and rebounding (8.6). She comes in 10th in free throw percentage (.716).

In SEC play, Wilson was similarly ranked in six categories – first in blocks (3.3) and field goal percentage (.545), second in scoring (16.3), fifth in rebounds (8.5), seventh in free throw percentage (.725) and 11th in offensive rebounding (2.7). Five of her double-doubles came in league play.

All-Around All-American

Senior guard Tiffany Mitchell's ability to take over games has powered the Gamecocks to some of their most dynamic victories, but her impact has never been limited to the big moments or to the offensive end. The Charlotte, N.C., native's greatness is felt in every possession of every game, and this season's SEC numbers back that up.

In league play, Mitchell ranked among the league's top 11 in five categories, including two top-five entries. **Fifth** in scoring at 15.6 points per game, she was second in free throw percentage (.833), sixth in made 3s per game (1.7), eighth in steals per game (1.9) and 11th in assists per game (2.8). Mitchell held these numbers while ranking well outside the league's top 10 in minutes played per game.

A Model of Efficiency

Junior center Alaina Coates led the nation in field goal percentage for several weeks, dropping out of the rankings only by falling 11 made field goals short of the minimum average (5 FGM/game) while shooting a team-best 63.8 percent from the field. In SEC play, Coates was even more efficient, shooting 66.7 percent en route to her 11.2 points per game, which ranked 20th in the conference.

Coates has shot the ball well throughout her career, hitting 61.2 percent as a freshman and 56.2 percent in

AP Top 25

(Week of Feb. 22)

1. Connecticut	26-0
2. Notre Dame	25-1
3. South Carolina	25-1
4. Baylor	27-1
5. Ohio State	23-4
6. Maryland	25-3
7. Oregon State	24-3
8. Texas	24-2
9. Arizona State	24-4
10. Louisville	22-6
11. Texas A&M	20-7
12. Florida State	21-5
13. Stanford	22-6
14. UCLA	20-7
15. Kentucky	19-6
16. Mississippi State	22-6
17. Miami (FL)	22-5
18. Syracuse	22-6
19. DePaul	23-7
20. Michigan State	20-7
21. South Florida	19-7
22. Oklahoma State	19-7
23. Oklahoma	18-8
24. Missouri	21-6
25. Colorado State	24-1

USA Today Coaches Top 25

(Week of Feb. 22)

1. Connecticut	26-0
2. South Carolina	25-1
3. Notre Dame	25-1
4. Baylor	27-1
5. Ohio State	23-4
6. Maryland	25-3
7. Oregon State	24-3
8. Texas	24-2
9. Arizona State	24-4
10. Louisville	22-6
11. Texas A&M	20-7
12. Florida State	21-5
13. Stanford	22-6
14. Kentucky	19-6
15. UCLA	20-7
16. Mississippi State	22-6
17. Miami (FL)	22-5
18. Syracuse	22-6
19. DePaul	23-7
20. South Florida	19-7
21. Michigan State	20-7
22. BYU	23-4
23. Oklahoma	18-8
24. Missouri	21-6
25. Colorado State	24-1

2014-15. Her career 60.2 field goal percentage is the fifth highest among active NCAA Division I players, trailing three sophomores and another junior on the list.

SEC Active Leaders

Among the SEC's active leaders in eight statistical categories five different Gamecocks are among the top 11 in at least one with junior Alaina Coates leading the conference in two. Senior Tiffany Mitchell's league-high six entries is not a surprise given the breadth of her resume, but the appearance of sophomore A'ja Wilson at No. 2 on the active blocked shots list (153) and No. 5 on the double-doubles list (16) may catch some observers off guard.

Mitchell headlines the South Carolina entries ranking second in scoring (1,804), field goals made (599) and steals (223); third in 3-pointers made (170); fourth in assists (341) and 11th in rebounding (558). She is one of just two true perimeter players on the rebounding list.

Coates is the league's active leader in blocks (165) and double-doubles (38). She sits second in rebounds (876) – trailing only a senior – and is 10th in scoring (1,170).

Senior Khadijah Sessions holds sixth in steals (175) and ninth in assists (285). Senior Tina Roy comes in fourth on the 3-pointers made list (153).

Senior Moments

South Carolina's four four-year seniors – Asia Dozier, Tiffany Mitchell, Tina Roy, Khadijah Sessions – were a huge part of the Gamecocks' undefeated SEC record. After accounting for 36.5 percent of South Carolina's offense to open the season, the quartet averaged 31.8 points per SEC game to make up 44.4 percent of the Gamecocks' SEC-best 71.7 points per game, despite being down a member with Dozier missing five games (Feb. 4-18) due to injury.

Double-Double Trouble

Junior center Alaina Coates joined some elite company in South Carolina history this season, becoming just the second player to amass 1,000 career points and 800 career rebounds prior to her senior season. She hit the rebound mark with the first of her 11 boards against Florida (Feb. 11) and joined the 1,000-point club in the first 30 seconds of the win over No. 20/- Missouri (Jan. 10) to become the 10th Gamecock overall to achieve both plateaus in her career. A school-record 612 of her now 876 rebounds have come on the defensive end. Her 223 defensive boards this season are second in school history.

This season, Coates leads the SEC with a career-high 16 double-doubles, including a school-record 10 in SEC play, and averages a double-double both overall (11.8

2015-16 Roster

No.	Name	Pos.	Ht.	Yr.	Hometown/Last School
1	Bianca Cuevas	G	5-6	So.	Bronx, N.Y./Nazareth Regional
4	Doniyah Cliney	G	6-0	R-Fr.	Newark, N.J./Malcolm X Shabazz
5	Khadijah Sessions	G	5-8	Sr.	Myrtle Beach, S.C./Myrtle Beach
10	Allisha Gray*	G	6-0	Jr.	Sandersville, Ga./North Carolina
15	Tiffany Davis	G	5-7	Jr.	Houston Texas/Westbury Christian
22	A'ja Wilson	F	6-5	So.	Hopkins, S.C./Heathwood Hall
23	Tina Roy	G	5-11	Sr.	Kaplan, La./Kaplan
24	Sarah Imovbioh	F	6-2	Sr.	Abuja, Nigeria/Virginia
25	Tiffany Mitchell	G	5-9	Sr.	Charlotte, N.C./Providence Day
31	Asia Dozier	G/F	6-0	Sr.	Columbia, S.C./Spring Valley
35	Kaela Davis*	G	6-2	Jr.	Suwanee, Ga./Georgia Tech
40	Jatarie White	F	6-4	So.	Charlotte, N.C./Providence Day
41	Alaina Coates	C	6-4	Jr.	Irmo, S.C./Dutch Fork
44	India Farmer	F	6-0	Jr.	North Myrtle Beach, S.C./North Myrtle Beach

* indicates will sit out 2015-16 due to NCAA transfer rules

Head Coach: Dawn Staley

Assoc. Head Coach: Lisa Boyer; **Assistant Coaches:** Nikki McCray-Penson, Fred Chmiel

ppg/10.2 rpg) and in league play (11.2 ppg/11.1 rpg). She leads the league in rebounding both overall and in conference play and ranks among the SEC's top 20 scorers in both as well. She is among the nation's top 25 in both double-doubles (15th) and rebounding (23rd).

With 38 career double-doubles, during which the Gamecocks are 37-1, she is fifth in program history in that category (four away from third place), becoming the first new entry in the top five since Marsha Williams moved into the No. 2 spot in 1992-93 with 44. (The school record of 70 belongs to Sheila Foster, 1979-82.) With three straight double-doubles to open league play, Coates matched and then broke Williams' school record for double-doubles in SEC action, previously 11 now 20.

The SEC's active leader with 165 career blocks, Coates is second in South Carolina history in the category. She is just 14 shy of Lakesha Tolliver's (2004-07) career record of 177).

Great Gamecock Fans

South Carolina leads the nation in average attendance at 14,925 and is one of just two programs averaging at least 10,000 fans this season. (Both are in the SEC as Tennessee joins the Gamecocks with a 10,412 average.) In fact, 11 of the top 15 attended games in NCAA Division I women's basketball this season were played at Colonial Life Arena, including eight of the top 10 and three of the top five.

Delving more deeply into the numbers, South Carolina's Colonial Life Arena's capacity of 18,000 makes it the seventh-largest women's basketball venue in the nation. South Carolina is the only one of those

selling over 50 percent of their capacity as Gamecocks fans are filling Colonial Life Arena at 82.92 percent capacity, the highest of any facility seating at least 10,000 and fifth overall.

Prior to 2015-16, the Gamecocks led the nation in average attendance increase in each of the previous two seasons and paced the country in average attendance in 2014-15 at 12,293. In the last two seasons South Carolina has played in front of over 10,000 fans at Colonial Life Arena 26 times, including every game this season. The program enjoyed its first sell out at Colonial Life Arena when 18,000 fans turned out to watch the No. 2/2 Gamecocks take on No. 1/1 UConn on Feb. 8, 2016.

Mitchell's March

Senior guard Tiffany Mitchell's work ethic and competitive fire have made her an annual part of the national player of the year conversations and three-time All-SEC First Team selection. Ranking among the league's best in numerous categories over the last three seasons, Mitchell is steadily moving up various Gamecocks' career charts as well.

Here are a few of the career benchmarks she has a chance to catch:

Category	Current	Chasing	To Go
Points	1,804 (5th)	1,939 (4th)	135
FG Att.	1,334 (9th)	1,359 (8th)	25
3FG Made	170 (5th)	208 (4th)	38
3FG Att.	420 (7th)	470 (6th)	50
FT Made	436 (3rd)	473 (2nd)	37
FT Att.	562 (5th)	604 (4th)	42
Steals	223 (7th)	227 (6th)	4
Minutes	4,015 (2nd)	4,456 (1st)	441
Games Played	134 (2nd)	137 (1st)	3
Games Started	129 (1st)	—	—

Crunch Time

This season 12 games have been in the balance late with the teams within single digits in the last five minutes – #6/10 Ohio State, at UCLA, vs. #16/18 Arizona State, #14/13 Duke, at Vanderbilt, at #9/9 Kentucky, #15/11 Texas A&M, at #10/10 Mississippi State, at #10/10 Texas A&M, #18/18 Kentucky, at #24/- Tennessee, Georgia – including five in which South Carolina trailed at halftime. The Gamecocks have won all 12 of those outings behind offensive efficiency and defensive rebounding in the closing moments.

In the last five minutes of those 12 games, the Gamecocks shot 55.8 percent, including 40.0 percent from 3-point range (6-of-15), while allowing just 34.2 percent field goal shooting to their opponent. South Carolina out-rebounded its opponents 69-53 in that portion of the game.

In the fourth quarter of those 12 games, South

All-Time Records vs. SEC Teams

Opponent	Overall	Under	SEC	SEC	H	A	N	Streak	Last
		Staley	Season	Tourn.					
Alabama	22-15	12-0	17-12	2-2	11-5	9-8	2-2	Won 12	W: 66-46, 2/22/16 (A)
Arkansas	15-17	8-3	14-15	1-2	9-5	5-10	1-2	Won 7	W: 85-32, 1/3/16 (H)
Auburn	20-21	8-3	14-15	2-1	11-7	7-12	2-2	Won 5	W: 57-48, 3/4/16 (N)
Florida	15-20	7-4	13-18	0-2	7-10	8-8	0-2	Won 7	W: 86-71, 2/11/16 (H)
Georgia	11-33	7-6	8-21	2-2	5-14	3-15	3-4	Won 4	W: 61-51, 2/18/16 (H)
Kentucky	24-33	8-9	20-25	0-2	17-9	7-20	0-4	Won 2	W: 78-68, 2/4/16 (H)
LSU	10-22	7-5	8-22	2-0	5-10	3-12	2-0	Won 6	W: 75-39, 2/28/16 (H)
Ole Miss	20-17	10-2	16-12	2-4	11-4	7-8	2-5	Won 8	W: 66-45, 2/25/16 (A)
Miss. State	16-16	7-3	15-14	0-2	10-5	6-9	0-2	Won 7	W: 57-51, 1/24/16 (A)
Missouri	4-1	3-1	3-1	—	2-0	1-1	1-0	Won 3	W: 83-58, 1/10/16 (H)
Tennessee	5-45	4-8	3-26	1-3	2-19	2-21	1-5	Won 3	W: 62-56, 2/15/16 (A)
Texas A&M	3-3	3-3	3-2	0-1	2-1	1-1	0-1	Won 3	W: 70-63, 1/31/16 (A)
Vanderbilt	13-21	8-2	13-18	0-2	7-8	5-11	0-2	Won 6	W: 71-61, 1/7/16 (A)
Totals	178-264	92-49	147-200	12-23	97-97	64-136	14-30	Won 20	

Carolina has shot over 50.0 from the field eight times, including five games of at least 60.0 percent. The best fourth-quarter showing was 7-of-10 (.700) at Mississippi State, during which the Gamecocks missed just one field goal in the final five minutes to seal the win.

Call in The Closer

Head coach Dawn Staley and senior guard Tiffany Mitchell share many traits, but their loathe for losing is likely the strongest similarity between the two. And, in the last three seasons, the coach has called on The Closer to deliver in tough situations – a role that merited back-to-back SEC Player of the Year and All-America status for the Charlotte, N.C., native.

While Mitchell ceded the role early in the season as she recovered from injury, the Gamecocks' star is shining once again under the harshest spotlights. South Carolina played eight tight SEC games this season (within nine points in the final 5:00), tied or trailing at halftime in four of them – at Vanderbilt (Jan. 7), at #9/9 Kentucky (Jan. 14), vs. #15/11 Texas A&M (Jan. 17), at #10/10 Texas A&M (Jan. 31).

Mitchell played in the second half of seven of those close SEC games (missing the UK game due to first-half injury), leading the team with 10.7 points per second half along with 1.6 assists, 1.3 steals and 2.1 rebounds. That scoring average includes 6.3 points per fourth quarter. In the eight first halves, she averaged 6.0 points, 1.0 assists, 0.6 steals and 0.6 rebounds.

A game-by-game breakdown of her impact:

Vanderbilt (Jan. 7) – Eight of her 22 points came in the fourth quarter.

At #9/9 Kentucky (Jan. 14) – Nine of her 16 points came in the second half, including a fourth-quarter tip-in of a missed free throw that helped spark a 12-0 run.

At #10/10 Mississippi State (Jan. 24) – Nine of her 21 points came in the fourth quarter, including five straight to stretch a one-point lead into six and two free throws with :10 to play.

At #10/10 Texas A&M (Jan. 31) – 18 of her 20 points came in the second half, including seven during 13-2 fourth-quarter run the delivered seven-point lead with 3:38 to play and two more on a pair of free throws in a four-point game with :34 to go.

At #24/- Tennessee (Feb. 15) – After her personal 6-0 run turned a three-point third-quarter deficit into a three-point lead, she spent the home stretch setting up her teammates, assisting on Tina Roy's 3-pointer that launched a 10-2 run midway through the fourth quarter, which Mitchell capped with a pair of free throws for a 13-point lead with 1:39 to play.

Georgia (Feb. 18) – Scored 10 of her team-high 19 points in the fourth quarter, including a pull-up jumper through contact after the Lady Bulldogs pulled within five points with 2:29 to play that launched an 11-6 run that she capped with 3-of-4 free throws in the final 32 seconds.

Hometown Hero

Sophomore forward A'ja Wilson has continued to live up to her billing as the nation's top recruit in 2014, following up her All-America freshman season by earned SEC Player of the Year and Defensive Player of the Year

honors this season while appearing on the watch lists for the Wooden, Naismith and the USBWA Drysdale awards.

The sophomore's numbers have not just come in volume but in importance – 12 of her 20 points against #6/10 Ohio State (Nov. 13) came in the fourth quarter, including six of the team's 10 in the final 2:35; scoring and rebounding late at UCLA (Nov. 22) put Gamecocks on top in final 3:00 of tight game; three rebounds in final 18 seconds of tie game vs. #16/18 Arizona State (Nov. 27) led to game-winning free throws with 0.6 seconds to play; 20 second-half points against Duke included 12 of the team's 16 in the third quarter and six in the final 1:45 of the game; nine points of team's 15-2 fourth-quarter run broke open a 56-56 tie at #9/9 Kentucky (Jan. 14); and a blocked shot and defensive rebound in the final 13 seconds at #10/10 Mississippi State (Jan. 24).

Named SEC Player of the Week three times in the first four weeks of the season, Wilson added a fourth honor after leading the Gamecocks to comeback wins at #9/9 Kentucky and over #15/11 Texas A&M.

Quality vs. Quantity

Senior point guard Khadijah Sessions embodies head coach Dawn Staley's theory that her position is one of service to others. Last season, Sessions averaged 4.5 points per SEC game on 40.1 percent shooting, which left most opponents focusing on stopping every other Gamecock on the floor. The veteran honed her shot and her confidence this summer, and, this season, SEC foes have continued their defensive philosophy at their own peril.

Sessions is enjoying a career-best .445 field goal percentage this season, including 45.3 percent in SEC play, during which she was 14-of-31 (.452) from 3-point range. She averaged 7.4 points per league game while still averaging 1.9 assists and 2.1 steals, which ranked her fourth in the league. Last season, Sessions contributed just 4.9 points per SEC game, shooting 46.0 percent from the field, including 33.3 percent from outside the arc.

In the Gamecocks' 12 games that were within single digits with 5:00 remaining, Sessions shot 54.5 percent (6-of-11) in that time, including 2-of-4 from 3-point range. In the eight SEC games in that group, her numbers rose to 6-of-10 (.600) from the field and 2-of-3 from 3-point range, and she is second on the team with a 3.1 scoring average during that time.

With the Gamecocks leading by one with 4:24 to go at Vanderbilt (Jan. 7), Sessions hit two 3-pointers over the next 2:00 to twice turn back the Commodores. In the final 2:34 against #15/11 Texas A&M (Jan. 17), she picked up a steal then delivered the game-winning free throw after forcing the action following a game-tying layup by the Aggies with :03 on the clock. At #10/10 Mississippi State (Jan. 24), Sessions buried a pair of pull-up jumpers to turn back the Bulldogs, the second of which came in a two-point game with 30 seconds to play, setting up her fellow seniors for the game-clinching free throws. At #10/10 Texas A&M (Jan. 31), in the final 5:23, Sessions hit a transition layup, assisted on Tiffany Mitchell's 3-pointer that made it a seven-point game, blocked a 3-point attempt and hit two free throws with 46 seconds to play to help seal the win. In putting

away #18/18 Kentucky (Feb. 4), which trailed by just two with 2:39 to play, Sessions swiped a steal, hit a free throw and converted a transition layup as part of the 10-2 run that closed the game. At #24/- Tennessee, Sessions' free throw shooting in the final 30 seconds (4-of-6) kept the Lady Vols at bay.

Legacy of Leadership

South Carolina has thrived under excellent leadership from its team-selected captains the last few seasons. While some thought that area would be a question mark heading into this season, the Gamecocks selected their four returning seniors – Asia Dozier, Tiffany Mitchell, Tina Roy and Khadijah Sessions – as their captains. All but Roy have served in that capacity at least once prior to this season.

U-S-A, U-S-A

USA Basketball honored two Gamecocks for their contributions to the Americans' medal count in 2015. Head coach Dawn Staley became the first person to earn Athlete of the Year and Coach of the Year honors from USA Basketball, sharing the 2015 coaching award with Sean Miller. Sophomore forward A'ja Wilson earned USA Basketball Female Athlete of the Year honors for her MVP effort at the FIBA U19 Women's World Championship.

Two other Gamecocks also represented USA Basketball last summer. Senior Tiffany Mitchell and junior Alaina Coates on the U.S. Pan Am Games silver medal team.

Gamecocks Coming Soon!

Head coach Dawn Staley signed two Gamecocks in the early period, adding espnW Top 100 recruits Araion Bradshaw (Hyde Park, Mass./Tabor Academy) and Mikiah "Kiki" Harrigan (Pembroke Pines, Fla./Flanagan) to the South Carolina's 2016-17 roster.

Bradshaw is ranked No. 32 overall in the class and is the No. 10 guard in the group. An athletic, explosive athlete, she averaged nearly 12.0 points as a junior and was just as disruptive on the defensive end. The 5-foot-6 point guard helped Tabor Academy to the finals of the New England Prep School Athletic Council Class A Tournament and earned a spot on the All-New England Team.

Harrigan is the 12th-ranked forward in the nation and comes in at No. 74 overall in the espnW rankings. The 6-foot-2 forward averaged 15.7 points and 9.1 rebounds as a junior to earn Florida Association of Basketball Coaches Class 8A All-State first-team honors.

South Carolina's Record When...

	vs. Ranked	SEC	All
Record.....	11-1	16-0	29-1
Playing a ranked opponent.....	11-1	8-0	11-1
Playing at home.....	6-1	8-0	14-1
Playing on the road.....	4-0	8-0	11-0
Playing at neutral site.....	1-0	0-0	4-0
Leading at half.....	6-0	12-0	23-0
Trailing at half.....	5-1	3-0	5-1
Tied at half.....		1-0	1-0
Playing an overtime game.....	0-0	0-0	0-0
0 players score in double figures.....	0-0	0-0	0-0
1 player scores in double figures.....	0-0	0-0	0-0
2 players score in double figures.....	3-0	2-0	5-0
3 players score in double figures.....	5-1	8-0	13-1
4 players score in double figures.....	3-0	5-0	8-0
5 players score in double figures.....	0-0	1-0	3-0
More than 5 players in double figures.....	0-0	0-0	0-0
Starters out-score opponent's starters.....	8-0	13-0	24-0
Opponent's starters score equal/more.....	3-1	3-0	5-1
Bench out-scores opponent's bench.....	6-1	10-0	22-1
Opponent's bench scores equal/more.....	5-0	6-0	7-0
SC Starters out-score SC Bench.....	11-1	15-0	28-1
SC Bench out-scores/ties SC Starters.....	0-0	1-0	1-0
Shooting 50% or better.....	1-0	6-0	9-0
Shooting between 40-49%.....	9-0	7-0	15-0
Shooting between 30-39%.....	1-0	3-0	5-0
Shooting less than 30%.....	0-0	0-0	0-0
Opponent shoots 50% or better.....	0-0	0-0	0-0
Opponent shoots between 40-49%.....	2-1	5-0	7-1
Opponent shoots between 30-39%.....	8-1	6-0	14-1
Opponent shoots less than 30%.....	1-0	5-0	8-0
Shooting better than opponent.....	11-0	15-0	27-0
Shooting worse than/equal to opponent.....	0-1	1-0	2-1
Having more FTs made than opponent.....	10-0	14-0	26-0
Having equal/less FTs made than opponent.....	1-1	2-0	3-1
Out-rebounding opponent.....	9-0	13-0	25-0
Having equal/less rebounds than opponent.....	2-1	3-0	4-1
Having more TOs than opponent.....	6-1	6-0	11-1
Having equal or less TOs than opponent.....	5-0	10-0	18-0
Attempting more FT than 3FG.....	11-1	15-0	24-1
Attempting equal/less FT than 3FG.....	0-0	1-0	5-0
Making 5 or more 3FGs.....	2-0	10-0	17-0
Making less than 5 3FGs.....	9-1	6-0	12-1
Making no 3 FGs.....	0-0	0-0	0-0
Attempting 15 or more 3FGs.....	2-0	9-0	16-0
Attempting less than 15 3FGs.....	9-1	7-0	13-1

	vs. Ranked	SEC	All
No South Carolina players foul out.....	10-1	15-0	27-1
One or more SC players foul out.....	1-0	1-0	2-0
Assist on less than half of field goals made.....	4-1	1-0	7-1
Assist at least half of field goals made.....	7-0	15-0	22-0
Assist on at least 2/3 of field goals made.....	1-0	6-0	9-0
Scoring more pts. in paint than opponent.....	11-0	15-0	27-0
Scoring equal/less pts. in paint than opp.....	0-1	1-0	2-1
Scoring more pts. off TOs than opponent.....	8-0	11-0	21-0
Scoring equal/less pts. off TOs than opp.....	3-1	5-0	8-1
Scoring more 2nd-chance pts.....	6-0	9-0	20-0
Scoring equal/less 2nd-chance pts.....	5-1	7-0	9-1
Scoring more fast break pts.....	7-0	10-0	21-0
Scoring equal/less fast break pts.....	4-1	6-0	8-1
Wearing white uniforms.....	7-1	8-0	17-1
Wearing black uniforms.....	4-0	7-0	11-0
Wearing pink uniforms.....	0-0	1-0	1-0
Playing in tournaments/classics.....	1-0		5-0
Playing on live television.....	10-1	16-0	27-1
Playing in November.....	2-0		7-0
Playing in December.....	0-0		5-0
Playing in January.....	6-0	9-0	9-0
Playing in February.....	3-1	7-0	7-1
Playing in March.....	0-0	0-0	1-0
Playing during the day.....	5-0	5-0	13-0
Playing at night.....	6-1	11-0	16-1
Playing on Sunday.....	5-0	6-0	12-0
Playing on Monday.....	1-1	2-0	2-1
Playing on Tuesday.....	0-0		1-0
Playing on Wednesday.....	0-0		2-0
Playing on Thursday.....	3-0	8-0	8-0
Playing on Friday.....	2-0		3-0
Playing on Saturday.....	0-0		1-0
Margin is less than 5 pts.....	2-0	1-0	3-0
Margin is between 5-9.....	4-0	3-0	5-0
Margin is between 10-19.....	4-1	7-0	11-1
Margin is 20 pts. or more.....	1-0	5-0	10-0
Having a 20-pt. scorer.....	8-0	10-0	15-0
Having a 30-pt. scorer.....	0-0	0-0	0-0
Scoring 49 points or less.....	0-0	0-0	0-0
Scoring 50-59 points.....	2-1	2-0	3-1
Scoring 60-69 points.....	3-0	4-0	9-0
Scoring 70-79 points.....	3-0	6-0	7-0
Scoring 80-89 points.....	3-0	4-0	8-0
Scoring 90-99 points.....	0-0	0-0	2-0
Scoring 100 points or more.....	0-0	0-0	0-0

2015-16 Team High/Low

South Carolina Highs	South Carolina Lows	Category	Opponent Lows	Opponent Highs
92 vs. UNCG, 11/15 86 vs. Florida, 2/11	55 vs. UConn, 2/8 57 at Mississippi State, 1/24	Points in Game (SEC)	32, Arkansas, 1/3 32, Arkansas, 1/3	80, Ohio State, 11/13 71, Florida, 2/11
56 (2nd) vs. Hampton, 12/16	22 (1st) at Mississippi State, 1/24	Points in a Half (SEC)	13 (1st), Georgia, 2/18 13 (1st), Winthrop, 12/13 13 (1st), Georgia, 2/18	47 (1st), Ohio State, 11/13 41 (2nd), Missouri, 1/10
45 (2nd) at Texas A&M, 1/31 45 (2nd) at Kentucky, 1/14	22 (1st) at Mississippi State, 1/24	Points in a Quarter (SEC)	4 (2nd), Georgia, 2/18 4 (2nd), Georgia, 2/18	26 (1st), Ohio State, 11/13 24 (4th), Missouri, 1/10
35 (2nd) vs. Arkansas, 1/3 35 (2nd) vs. Arkansas, 1/3	7 (1st) at Mississippi State, 1/24 7 (1st) at Mississippi State, 1/24	Field Goals Made (SEC)	13, LSU, 2/28 13, Arkansas, 1/3 13, LSU, 2/28 13, Arkansas, 1/3	28, Kentucky, 2/4 28, Kentucky, 2/4
35 vs. CSUB, 11/28 35 vs. UNCG, 11/15 33 vs. Arkansas, 1/3	16 vs. Auburn, 3/4 18 at Tennessee, 2/15	Field Goal Attempts (SEC)	43, at Clemson, 11/18 53, at Tennessee, 2/15 53, at Vanderbilt, 1/7	80, Ohio State, 11/13 69, Florida, 2/11 69, Kentucky, 2/4
69 vs. Ohio State, 11/13 68 vs. Ole Miss, 1/28	43 vs. LSU, 2/28 43 vs. LSU, 2/28	FG Percentage (SEC)	.222 (14-63) at Ole Miss, 2/25 .222 (14-63) at Ole Miss, 2/25	.481 (26-54), Ole Miss, 1/28 .481 (26-54), Ole Miss, 1/28
.561 (23-41) at Ole Miss, 2/25 .561 (23-41) at Ole Miss, 2/25	.314 (16-51) vs. Auburn, 3/4 .367 (18-49) at Tennessee, 2/15	3-Point FG Made (SEC)	1, Arkansas, 1/3 1, Winthrop, 12/13 1, Arkansas, 1/3	10, Ohio State, 11/13 9, at Auburn, 1/21
11 vs. Arkansas, 1/3 11 vs. Arkansas, 1/3	1 vs. Arizona State, 11/17 2 at Ole Miss, 2/25 2 vs. Kentucky, 2/4 2 at Texas A&M, 1/31 2 vs. Texas A&M, 1/17	3-Point FG Attempts (SEC)	3, LSU, 2/28 3, LSU, 2/28	28, at Alabama, 2/22 28, at Alabama, 2/22
25 at Clemson, 11/18 23 vs. Ole Miss, 1/28 23 vs. Arkansas, 1/3	10 vs. Duke, 12/6 11 at Ole Miss, 2/25 11 at Texas A&M, 1/31	3-Point FG Percentage (SEC)	.083 (1-12), Arkansas, 1/3 .083 (1-12), Arkansas, 1/3	.667 (2-3), LSU, 2/28 .667 (2-3), LSU, 2/28
.478 (11-23) vs. Arkansas, 1/3 .478 (11-23) vs. Arkansas, 1/3	.091 (1-11) vs. Arizona St., 11/27 .167 (2-12) vs. Kentucky, 2/4 .167 (2-12) vs. Texas A&M, 1/17	Free Throws Made (SEC)	3, Georgia, 2/18 3, Georgia, 2/18	18, Missouri, 1/10 18, Ohio State, 11/13 18, Missouri, 1/10
32 vs. Missouri, 1/10 32 vs. Missouri, 1/10	8 vs. Arkansas, 1/3 8 vs. Arkansas, 1/3	Free Throw Attempts (SEC)	6, Georgia, 2/18 6, at Texas A&M, 1/31 6, Georgia, 2/18 6, at Texas A&M, 1/31	25, at UCLA, 11/22 22, at Tennessee, 2/15
43 vs. Missouri, 1/10 43 vs. Missouri, 1/10	13 vs. Arkansas, 1/3	FT Percentage (SEC)	.267 (4-15), Winthrop, 12/13 .500 (3-6), Georgia, 2/18 .500 (5-10), Arkansas, 1/3	1.00 (6-6) at Texas A&M, 1/31 1.00 (6-6) at Texas A&M, 1/31
.875 (14-16) at UCLA, 11/22 .809 (21-26) vs. LSU, 2/28	.478 (11-23) at Vanderbilt 1/7 .478 (11-23) at Vanderbilt, 1/7	Rebounds (SEC)	19, Hampton, 12/16 26, Arkansas, 1/3	43, at Tennessee, 2/15 43, Texas A&M, 1/17 43, at Kentucky, 1/14 43, at Tennessee, 2/15 43, Texas A&M, 1/17 43, at Kentucky, 1/14
58 at Alabama, 2/22 58 at Alabama, 2/22	27 vs. LSU, 2/28 27 vs. LSU, 2/28	Assists (SEC)	3, Ohio State, 11/13 5, at Alabama, 2/22	16, at Texas A&M, 1/31 16, vs. CSUB, 11/28 16, at Texas A&M, 1/31
25 vs. UNCG, 11/15 25 vs. Winthrop, 12/13 24 vs. Ole Miss, 1/28	6 vs. Arizona State, 11/27 9 at Mississippi State, 1/24	Steals (SEC)	0, at Clemson, 11/18 3, at Kentucky, 1/14	13, Florida, 2/11 13, at UCLA, 11/22 13, Ohio State, 11/13 13, Florida, 2/11
16 at Ole Miss, 2/25 16 at Ole Miss, 2/25	3 at Kentucky, 1/14 3 vs. Hampton, 12/16	Blocked Shots (SEC)	0, at Clemson, 11/18 1, vs. Kentucky, 2/4 1, at Auburn, 1/21 1, at Vanderbilt, 1/7 1, Arkansas, 1/3	10, Ohio State, 11/13 7, Texas A&M, 1/17
16 at Ole Miss, 2/25 16 vs. Winthrop, 12/13 10 at Kentucky, 1/14	3 at Kentucky, 1/14 0 at Vanderbilt, 1/7 0 at Vanderbilt, 1/7	Turnovers (SEC)	8, at Alabama, 2/22 8, at Alabama, 2/22	23, at Ole Miss, 2/25 23, at Ole Miss, 2/25
29 at Ole Miss, 2/25 29 at Ole Miss, 2/25	5 vs. CSUB, 11/28 5 at Clemson, 11/18 11 at Kentucky, 1/14 11 at Vanderbilt, 1/7	Fouls (SEC)	16, UConn, 2/8 16, at Auburn, 1/21 16, at Auburn, 1/21	34, Missouri, 1/10 32, Missouri, 1/10
22 vs. Missouri, 1/10 22 at Hawaii, 11/29 22 vs. Missouri, 1/10	11 vs. Ole Miss, 1/28 11 vs. Arkansas, 1/3 11 vs. Ole Miss, 1/28 11 vs. Arkansas, 1/3			

2015-16 Individual Superlatives

Category	South Carolina	Opponent
Points in Game (SEC)	29 by Alaina Coates vs. Winthrop, 12/13 27 by Alaina Coates vs. Kentucky, 2/4 27 by A'ja Wilson at Texas A&M, 1/31	36 by Kelsey Mitchell, Ohio State, 11/13 26 by Shandricka Sessom, Ole Miss, 1/28
Points in a Half	20 (2nd) by A'ja Wilson vs. Duke, 12/6 18 (2nd) by Tiffany Mitchell at Texas A&M, 1/31	21 (2nd) by Kelsey Mitchell, Ohio State, 11/13 17 (2nd) by Carla Batchelor, Florida, 2/11 17 (2nd) by Makayla Epps, Kentucky, 2/4
Points in a Quarter (SEC)	15 (3rd) by Tina Roy vs. Arkansas, 1/3 15 (3rd) by Tina Roy vs. Arkansas, 1/3	14 (4th) by Brandy Montgomery, Auburn, 3/4 13 (3rd) by Makayla Epps, Kentucky, 2/4
Field Goals Made (SEC)	13 by Alaina Coates vs. Winthrop, 12/13 11 by A'ja Wilson vs. Texas A&M, 1/17 11 by A'ja Wilson at Kentucky, 1/14	11 by Shandricka Sessom, Ole Miss, 1/28 11 by Shandricka Sessom, Ole Miss, 1/28
Field Goal Attempts (SEC)	19 by A'ja Wilson vs. Texas A&M, 1/17 19 by A'ja Wilson vs. Duke, 12/6 19 by A'ja Wilson vs. Texas A&M, 1/17	25 by Victoria Vivians, at Mississippi State, 1/24 25 by Victoria Vivians, at Mississippi State, 1/24
FG Percentage (SEC)	1.00 (8-8) by A'ja Wilson at Ole Miss, 2/25 1.00 (8-8) by A'ja Wilson at Ole Miss, 2/25	1.00 (3-3) by Tra'Cee Tanner, at Auburn, 1/21 1.00 (3-3) by Tra'Cee Tanner, at Auburn, 1/21
3-Point FG Made (SEC)	7 by Tina Roy vs. Arkansas, 1/3 7 by Tina Roy vs. Arkansas, 1/3	5 by Katie Frerking, at Auburn, 1/21 5 by Katie Frerking, at Auburn, 1/21
3-Point FG Attempts (SEC)	12 by Tina Roy vs. Arkansas, 1/3 12 by Tina Roy vs. Arkansas, 1/3	12 by Katie Frerking, at Auburn, 1/21 12 by Katie Frerking, at Auburn, 1/21
3-Point FG Percentage (SEC)	1.00 (3-3) by Tina Roy vs. Elon, 12/22 .750 (3-4) by Tina Roy at Mississippi State, 1/24	.800 (4-5) by Ameryst Alston, Ohio State, 11/13 .600 (3-5) by Jordan Jones, Texas A&M, 1/17
Free Throws Made (SEC)	9 by A'ja Wilson at Tennessee, 2/15 9 by A'ja Wilson at Texas A&M, 1/31 9 by A'ja Wilson at Tennessee, 2/15 9 by A'ja Wilson at Texas A&M, 1/31	12 by Kelsey Mitchell, Ohio State, 11/13 9 by Bashaara Graves, at Tennessee, 2/15
Free Throw Attempts (SEC)	12 by Alaina Coates vs. Kentucky, 2/4 12 by Alaina Coates vs. Missouri, 1/10 12 by Alaina Coates vs. Kentucky, 2/4 12 by Alaina Coates vs. Missouri, 1/10	13 by Kelsey Mitchell, Ohio State, 11/13 10 by Bashaara Graves, at Tennessee, 2/15
FT Percentage (SEC)	1.000 (7-7) by Tiffany Mitchell vs. Florida, 2/11 1.000 (7-7) by Tiffany Mitchell vs. Florida, 2/11	1.00 (6-6) by Shanice Norton, LSU, 2/28 1.00 (6-6) by Ketara Chapel, at Mississippi State, 1/24 1.00 (6-6) by Jada Payne, East Carolina, 12/20 1.00 (6-6) by Shanice Norton, LSU, 2/28 1.00 (6-6) by Ketara Chapel, at Mississippi State, 1/24
Rebounds (SEC)	18 by Alaina Coates at Alabama, 2/22 18 by Alaina Coates at Alabama, 2/22	15 by Shayla Cooper, Ohio State, 11/13 10 by Bashaara Graves, at Tennessee, 2/15 10 by Batouly Camara, at Kentucky, 1/14
Assists (SEC)	6 by Alaina Coates at Texas A&M, 1/31 6 by Khadijah Sessions vs. Winthrop, 12/13 6 by Bianca Cuevas vs. CSU Bakersfield, 11/28 6 by Asia Dozier vs. UNCG, 11/15 6 by Tina Roy vs. UNCG, 11/15 6 by Alaina Coates at Texas A&M, 1/31	9 by Jordan Jones, at Texas A&M, 1/31
Steals (SEC)	6 by Khadijah Sessions, Georgia, 2/18 6 by Khadijah Sessions, Georgia, 2/18	6 by Jordin Canada, at UCLA, 11/22 3 by Meoshonti Knight, at Alabama, 2/22 3 by Tiaria Griffin, Georgia, 2/18 3 by Merritt Hempe, Georgia, 2/18 3 by Shequela Joseph, Ole Miss, 1/28
Blocked Shots (SEC)	10 by Alaina Coates vs. Winthrop, 12/13 8 by A'ja Wilson vs. Texas A&M, 1/17 8 by A'ja Wilson at Kentucky, 1/14	5 by Breanna Stewart, UConn, 2/8 3 by Merritt Hempe, Georgia, 2/18 3 by Khaalia Hillsman, at Texas A&M, 1/31
Turnovers (SEC)	8 by Tiffany Mitchell vs. Ohio State, 11/13 7 by Doniyah Cliney vs. Florida, 2/11 7 by Tiffany Mitchell at Mississippi State, 1/24	8 by Shayla Cooper, Ohio State, 11/13 7 by A'Queen Hayes, at Ole Miss, 2/25

Gamecock Career Highs

Alaina Coates

Pts	29 vs. Winthrop, 12/13/15
FG	13 vs. Winthrop, 12/13/15
FGA	16 vs. Vanderbilt, 1/5/14
FG %	1.000 (7-7) vs. SC St., 12/22/13
FT	11 at San Diego St., 11/23/13
FTA	15 at San Diego St., 11/23/13
FT %	1.000 (10-10) vs. North Carolina, 3/27/15
Reb	18 at Alabama, 2/22/16
Off Reb	8 vs. Auburn, 3/4/16
Def Reb	13, 2x, last at Alabama, 2/22/16
Blk	10 vs. Winthrop, 12/13/15
Stl	4 at Tennessee, 2/15/16
Asst	6 at Texas A&M, 1/31/16
Min	38 at Texas A&M, 1/31/16

Doniyah Cliney

Pts	10 vs. Florida, 2/11/16
FG	3, 2x, last vs. Florida, 2/11/16
FGA	5 vs. Missouri, 1/10/16
FG %	.750 (3-4) vs. Kentucky, 2/4/16
3FGA	2, 4x, last vs. Georgia, 2/18/16
FT	3, 2x, last at Ole Miss, 2/25/16
FTA	4, 4x, last at Ole Miss, 2/25/16
FT %	.750 (3-4), 2x, last at Ole Miss, 2/25/16
Reb	3 vs. Florida, 2/11/16
Off Reb	2 vs. Ole Miss, 1/28/16
Stl	3 vs. Georgia, 2/18/16
Asst	3 at Auburn, 1/21/16
Min	26 vs. Kentucky, 2/4/16

Bianca Cuevas

Pts	21 at Ole Miss, 2/1/15
FG	8 vs. CSUB, 11/28/15
FGA	14 at Georgia, 2/5/15
FG %	.833 (5-6) at Hampton, 12/17/14
3FG	2, 5x, last vs. CSUB, 11/28/15
3FGA	6 vs. Clemson, 11/20/14
3FG %	.667 (2-3) at Hampton, 12/17/14
FT	9 at Ole Miss, 2/1/15
FTA	11 at Ole Miss, 2/1/15
FT %	1.000 (5-5) vs. Syracuse, 3/22/15
Reb	6 at Alabama, 2/22/16
Off Reb	3 vs. Alabama, 1/29/15
Blk	2, 2x, last vs. UConn, 2/8/16
Stl	5 Missouri, 1/10/16
Asst	6 vs. CSUB, 11/28/15
Min	29 at Hawaii, 11/29/15

Asia Dozier

Pts	16, 2x, at San Diego St., 11/23/13
FG	6, 2x, last at Alabama, 1/8/15
FGA	13 at San Diego St., 11/23/13
FG %	1.00 (4-4) at Kentucky, 2/14/13
3FG	4, 2x, last vs. Syracuse, 3/22/15
3FGA	10 at San Diego St., 11/23/13
3FG %	1.000 (2-2), 3x, last vs. East Carolina, 12/20/15
FT	4, 3x, last vs. Florida State, 3/29/15
FTA	7 vs. Elon, 11/9/12
FT %	1.000 (4-4), 2x, last vs. Florida State, 3/29/15
Reb	10 vs. Elon, 11/9/12
Off Reb	4 vs. Elon, 11/9/12
Blk	3 at Kentucky, 3/1/15
Stl	2, 9x, last vs. Hampton, 12/16/15
Asst	6, 3x, last vs. UNCG, 11/15/15
Min	40 at Arkansas, 1/2/14

India Farmer

Pts	3, 2x, last vs. Alabama, 1/19/14
FGA	3 vs. NC Central, 12/2/13
3FGA	2 vs. NC Central, 12/2/13
FT	2 at Florida, 1/19/15
FTA	2, 2x, last, at Florida, 1/19/15
FT %	1.000 (2-2) at Florida, 1/19/15
Reb	3 vs. NC Central, 12/2/13
Blk	2 vs. UNCG, 11/15/15
Min	11 vs. NC Central, 12/2/13

Sarah Imovbioh

Pts	19 vs. Hampton, 12/16/15
FG	6, 2x, last vs. UConn, 2/8/16
FGA	8 vs. Hampton, 12/16/15
FG %	1.00 (6-6) vs. UConn, 2/8/16
FT	7 vs. Hampton, 12/16/15
FTA	9 vs. Hampton, 12/16/15
FT %	.777 (7-9) vs. Hampton, 12/16/15
Reb	12 vs. East Carolina, 12/20/15
Off Reb	7 vs. Ole Miss, 1/28/16
Def Reb	8 vs. East Carolina, 12/20/15
Stl	2, 3x, last at Ole Miss, 2/25/16
Asst	2, 2x, last vs. Missouri, 1/10/16
Min	24 vs. Hampton, 12/16/15

Tiffany Mitchell

Pts	25 vs. Georgia, 2/27/14
FG	8, 7x, last at Vanderbilt, 1/7/16
FGA	17, 2x, last at Texas A&M, 1/31/16
FG %	.857 (6-7) vs. Savannah State, 12/14/14
3FG	6, 2x, last at Hampton, 12/17/14
3FGA	8, 3x, last vs. LSU, 2/28/16
3FG %	1.000 (6-6) vs. San Diego State, 11/23/14
FT	13 vs. CSU Northridge, 3/23/14
FTA	17 vs. CSU Northridge, 3/23/14
FT %	1.000 (10-10) vs. Georgia, 2/27/14
Reb	11, 5x, last at Arkansas, 1/2/14
Off Reb	6 at Florida, 1/20/13
Blk	3 at Arkansas, 2/19/15
Stl	7 vs. NC Central, 12/1/14
Asst	9 at San Diego State, 11/23/13
Min	40, 3x, last vs. Texas A&M, 1/17/16

Tina Roy

Pts	21 vs. Arkansas, 1/3/16
FG	7 vs. Arkansas, 1/3/16
FGA	14 at UCLA, 11/22/15
FG %	1.000 (4-4) at Alabama, 1/8/15
3FG	7 vs. Arkansas, 1/3/16
3FGA	12 vs. Arkansas, 1/3/16
3FG %	1.000 (3-3), 2x, last vs. Elon, 12/22/15
FT	4 at Southern Cal, 11/25/13
FTA	4, 4x, last vs. Georgia, 2/27/14
FT %	1.000 (4-4) at Southern Cal, 11/25/13
Reb	8 at Mississippi State, 2/6/14
Off Reb	3, 2x, last vs. CSU Northridge, 3/23/14
Blk	2 vs. Mississippi State, 2/6/14
Stl	3, 2x, last vs. Ole Miss, 1/28/16
Asst	10 vs. Savannah State, 12/14/14
Min	37 at UCLA, 11/22/15

Khadijah Sessions

Pts	19 vs. Auburn, 2/3/13
FG	6, 2x, last vs. Seton Hall, 11/17/13
FGA	15 at Missouri, 2/28/13
FG %	.833 (5-6) vs. LSU, 2/12/15
3FG	3, 4x, last vs. LSU, 3/7/15
3FGA	6, 3x, last vs. Kentucky, 1/11/15
3FG %	1.00 (3-3) at Kentucky, 2/20/14
FT	8, 2x, last at Tennessee, 2/15/16
FTA	12 vs. Missouri, 2/2/14
FT %	1.00 (5-5) at Kentucky, 2/20/14
Reb	11 at Alabama, 2/22/16
Off Reb	3, 4x, last at Alabama, 2/22/16
Stl	6 vs. Georgia, 2/18/16
Asst	8 vs. NC Central, 12/1/14
Min	39 at Texas A&M, 1/31/16

Jatarie White

Pts	14 vs. East Carolina, 12/20/15
FG	5, 2x, last vs. East Carolina, 12/20/15
FGA	12 vs. Clemson, 11/20/14
FG %	.626 (5-8) vs. East Carolina, 12/20/15
FT	5 vs. Missouri, 1/10/16
FTA	6, 2x, last vs. Missouri, 1/10/16
FT %	1.000 (2-2), 3x, last vs. LSU, 2/28/16
Reb	9 vs. Winthrop, 12/13/15
Off Reb	4 at Clemson, 11/18/15
Def Reb	8 vs. Winthrop, 12/13/15
Blk	4 vs. Winthrop, 12/13/15
Stl	2 vs. Syracuse, 3/22/15
Asst	2, 4x, last at Clemson, 11/18/15
Min	22 vs. San Diego St., 11/23/14

A'ja Wilson

Pts	28 vs. Duke, 12/6/15
FG	11, 2x, last vs. Texas A&M, 1/17/16
FGA	19, 2x, last vs. Texas A&M, 1/17/16
FG %	.800 (8-10) vs. Savannah State, 12/14/14
FT	11 vs. LSU, 2/12/15
FTA	15 vs. LSU, 2/12/15
FT %	1.00 (8-8) at Ole Miss, 2/25/16
Reb	19 at Kentucky, 3/1/15
Off Reb	6, 3x, last at Kentucky, 1/14/16
Def Reb	14 at Kentucky, 3/1/15
Blk	8, 2x, last vs. Texas A&M, 1/17/16
Stl	3, 4x, last vs. Central Michigan, 12/20/14
Asst	4 vs. CSUB, 11/28/15
Min	39 at Texas A&M, 1/31/16

The Last Time...

Individual

Scored 50 Points

South Carolina 51, Jocelyn Penn vs. Stetson, 1/4/03
Opponent Never

Scored 40 Points

South Carolina 51, Jocelyn Penn vs. Stetson, 1/4/03
Opponent 46, Cornelia Gayden, LSU, 1/14/95

Scored 30 Points

South Carolina 30, Ieasia Walker vs. Clemson, 11/18/10
Opponent 36, Kelsey Mitchell, Ohio State, 11/13/15

Grabbed 20 Rebounds

South Carolina 25, Kelsey Bone vs. Boston University, 12/28/09
Opponent 24, Courtney Paris, Oklahoma, 12/30/07

Grabbed 15 Rebounds

South Carolina 18, Alaina Coates at Alabama, 2/22/16
Opponent 15, Shayla Cooper, Ohio State, 11/13/15

Two Players with 20 or More Points

South Carolina A'ja Wilson 27/Tiffany Mitchell 20 at Texas A&M, 1/31/16
Opponent Kelsey Mitchell 36/Ameryst Alston 23, Ohio State, 11/13/15

Two Players with 10 or More Rebounds

South Carolina Alaina Coates 18/Khadijah Sessions 11/A'ja Wilson 10 at Alabama, 2/22/16
Opponent Breanna Stewart 10/Gabby Williams 10, UConn, 2/8/16

Had 10 Assists

South Carolina 10, Tina Roy vs. Savannah State, 12/14/14
Opponent 11, Marneshia Richard, Mississippi State, 1/21/07

Had Five Steals

South Carolina 6, Khadijah Sessions, Georgia, 2/18/16
Opponent 6, Jordyn Canada, at UCLA, 11/22/15

Had Five Blocked Shots

South Carolina 5, A'ja Wilson at Ole Miss, 2/25/16
Opponent 5, Breanna Stewart, UConn, 2/8/16

Had a Double-Double

South Carolina Alaina Coates (14 pts/12 rebs) vs. Auburn, 3/4/16
Opponent Bashaara Graves (13 pts/10 rebs), at Tennessee, 2/15/16

Two Players had a Double-Double

South Carolina Alaina Coates (13 pts/18 rebs)/A'ja Wilson (16 pts/10 rebs) at Alabama, 2/22/16
Opponent Sheila Boykin (12 pts/12 rebs)/Danielle Ballard (16 pts/12 rebs), LSU, 2/12/15

Three Players had a Double-Double

South Carolina Ashley Bruner (16 pts/12 rebs)/Aleighsa Welch (16 pts/ 11 rebs)/Elem Ibiam (12 pts/10 rebs) vs. Kansas, 3/25/13
Opponent Merlakia Jones (26 pts/10 rebs)/Takilya Davis (19 pts/13 rebs)/DeLisha Milton (14 pts/15 rebs), at Florida, 2/20/94

Had a Triple-Double

South Carolina Alaina Coates (29 pts/16 rebs/10 blks) vs. Winthrop, 12/13/15
Opponent Never

Team

Scored 100 Points

South Carolina 102 at Alabama, 1/8/15
Opponent 103, Clemson, 11/21/03

Won by 30 or More Points

South Carolina 85-32 (53) vs. Arkansas, 1/3/16
Opponent 66-34 (32), Georgia, 3/4/11

Shot 65% or Better from the Field

South Carolina .652 (45-69) vs. East Tennessee State, 12/19/00
Opponent Never

Shot 60% or Better from the Field

South Carolina .612 (30-49) vs. Florida State, 3/29/15
Opponent .604 (29-48), Vanderbilt, 1/18/01

Shot 50% or Better from the Field

South Carolina .512 (22-43) vs. LSU, 2/28/16
Opponent .554 (31-56), at UConn, 2/9/15

No Players in Double-Figure Points

South Carolina at Auburn, 1/19/12
Opponent Arkansas, 1/3/16

Five Players in Double-Figure Points

South Carolina vs. Arkansas, 1/3/16
Opponent Arkansas, 2/14/10

More Than Five Players in Double-Figure Points

South Carolina 6 vs. Syracuse, 3/22/15
Opponent 6 at Georgia, 2/13/03

Faced AP Top-25 Opponent

Win 62-56 at No. 24 Tennessee, 2/15/16
Loss 56-67 at No. 13 Kentucky, 3/1/15

Faced AP Top-10 Opponent

Win 70-63 at No. 10 Texas A&M, 1/31/16
Loss 87-62 at No. 2 UConn, 2/9/15

Faced AP Top-5 Opponent

Win 62-46 vs. No. 5 Tennessee, 3/8/15
Loss 87-62 at No. 2 UConn, 2/9/15

Faced AP No. 1 Team

Win Never
Loss 54-66 vs. No. 1 UConn, 2/8/16

Overtime Game

Win 58-55 vs. Drexel, 11/28/12
Loss 65-57 at Texas A&M, 1/16/14

Double-Overtime Game

Win 92-91 at Florida State, 2/4/91
Loss 92-94 at Clemson, 11/19/09

South Carolina Was Ranked (AP Poll)

No. 1 2/9/15
Top 5 No. 3, 2/29/16
Top 10 No. 8, 3/17/14
Top 25 No. 13, 12/30/13

Staley Era Team Records

Italics indicates set in 2015-16

Scoring

Most	Points
1. vs. Savannah State, 12/14/14	111
2. at Alabama, 1/8/15	102
3. vs. Clemson, 11/20/14	99
vs. Ole Miss, 1/30/14	99
vs. Charleston Southern, 11/8/13	99

Fewest	Points
1. at Stanford, 11/26/10	32
2. vs. Georgia, 3/4/11	34
3. vs. Mississippi State, 3/5/09	39
4. at Georgia, 1/13/13	40
5. at Mississippi State, 2/26/09	41

Fewest Allowed	Points
1. vs. South Carolina State, 12/14/11	21
2. vs. Presbyterian, 11/27/11	24
3. vs. NC Central, 12/1/14	26
vs. SC State, 12/22/13	26
5. vs. NC Central, 12/2/13	27

Most Allowed	Points
1. at Clemson, 11/19/09	94
2. vs. North Carolina, 12/20/09	93
3. at Connecticut, 2/9/15	87
4. vs. Xavier, 11/12/10	84
5. at Tennessee, 2/17/11	82
at Florida, 2/22/09	82

Margin of Outcome

Victory	Score	Margin
1. vs. Charleston Southern, 11/8/13	99-29	+70
2. vs. NC Central, 12/1/14	90-26	+64
3. vs. Savannah State, 12/14/14	111-49	+62
4. vs. Clemson, 11/20/14	99-41	+58
5. vs. <i>Arkansas</i>	85-32	+53

Defeat	Score	Margin
1. at Stanford, 11/26/10	32-70	-38
2. vs. Georgia, 3/4/11	34-66	-32
3. vs. Stanford, 12/19/08	47-78	-31
4. at Penn State, 11/21/10	48-78	-30
5. vs. Connecticut, 12/28/08	48-77	-29

Field Goals

Made	FGM
1. vs. Charleston Southern, 11/8/13	39
2. vs. Savannah State, 12/14/14	38
vs. Clemson, 11/20/14	38
4. at Alabama, 1/8/15	37
vs. Central Michigan, 12/20/14	37

Attempts	FGA
1. vs. Penn State, 11/20/11	76
2. at Clemson, 11/19/09	74
3. vs. Tennessee, 1/20/11	73
4. vs. Central Michigan, 12/20/14	72
vs. Clemson, 11/20/14	72
vs. Kansas, 3/25/13	72

Highest Percentage (Min. 40 FGA)	FGM-A	Pct
1. vs. Savannah State, 3/20/15	34-53	.642
2. at Alabama, 1/8/15	37-58	.638
3. vs. Florida State, 3/29/15	30-49	.612
4. vs. Charleston Southern, 11/8/13	39-64	.609
5. vs. Ole Miss, 1/30/14	31-51	.608

Lowest Percentage (Min. 40 FGA)	FGM-A	Pct
1. at Stanford, 11/26/10	12-55	.218
2. vs. Georgia, 3/4/11	12-52	.231
3. at Florida, 1/20/13	15-64	.234
4. at Kentucky, 2/5/09	13-55	.236
5. at Georgia, 1/2/11	13-54	.241

Lowest Percentage Allowed	FGM-A	Pct
1. vs. South Carolina State, 12/14/11	6-48	.125
2. vs. NC Central, 12/2/13	8-50	.160
3. vs. Charleston Southern, 11/8/13	10-54	.185
4. vs. Arkansas, 3/6/15	11-57	.193
vs. Hampton, 11/22/12	11-57	.193

Highest Percentage Allowed	FGM-A	Pct
1. vs. Connecticut, 12/28/08	35-62	.565
vs. Florida, 1/9/11	26-46	.565
3. vs. Xavier, 11/12/10	34-61	.557
4. at Connecticut, 2/9/15	31-56	.554
5. at Kentucky, 1/13/11	30-55	.545

3-Point Field Goals

Made	3FGM
1. vs. <i>Arkansas</i> , 1/3/16	11
at Alabama, 1/8/15	11
3. vs. <i>LSU</i> , 2/28/16	10
at <i>Vanderbilt</i> , 1/7/16	10
5. vs. <i>Winthrop</i> , 12/13/15	9
10 other times	9

Attempts	3FGA
1. vs. Penn State, 11/20/11	29
2. vs. College of Charleston, 11/14/13	28
vs. North Carolina, 12/19/10	28
4. vs. Syracuse, 11/28/14	26
5. at <i>Clemson</i> , 11/18/15	25
vs. Savannah State, 11/15/12	25
at Ole Miss, 1/16/11	25

Percentage (Min. 5 3FGA)	3FGM-A	Pct
1. vs. Oregon State, 3/25/14	4-6	.667
vs. Ole Miss, 1/30/14	4-6	.667
vs. Savannah State, 12/28/13	4-6	.667
vs. Western Carolina, 12/29/12	6-9	.667
at Alabama, 1/10/10	8-12	.667
vs. Charlotte, 12/21/08	8-12	.667

Free Throws

Made	FTM
1. vs. Savannah State, 12/14/14	34
vs. Oregon State, 3/25/14	34
3. vs. <i>Missouri</i> , 1/10/16	32
vs. Ole Miss, 1/30/14	32
at Mississippi State, 1/6/13	32

Attempts	FTA
1. at Mississippi State, 1/6/13	50
2. vs. Savannah State, 12/28/13	48
3. vs. Savannah State, 12/14/14	47
4. vs. Missouri, 2/2/14	46
5. vs. Seton Hall, 11/17/13	44
vs. SC State, 12/21/12	44

Percentage (Min. 10 FTA)	FTM-A	Pct
1. vs. Alabama, 1/19/14	10-11	.909
2. vs. Auburn, 1/2/09	23-26	.885
3. at <i>UCLA</i> , 11/22/15	14-16	.875
vs. San Diego State, 11/28/09	14-16	.875
5. at Mississippi State, 2/6/14	20-23	.870

Rebounding

Total	Rebs
1. vs. College of Charleston, 11/14/13	62
2. at Florida, 1/20/13	59
3. at Alabama, 2/22/16	58
4. vs. Hampton, 11/22/12	57
5. vs. Savannah State, 12/14/14	56

Margin	Rebs	Margin
1. vs. Savannah State, 12/14/14	56-21	+35
2. vs. <i>Hampton</i> , 12/16/15	52-19	+33
3. at Alabama, 2/7/13	53-24	+29
4. at Alabama, 2/22/16	58-31	+27
vs. Hampton, 12/17/14	48-21	+27

Assists

Game	Assists
1. vs. NC Central, 12/1/14	26
2. vs. <i>Winthrop</i> , 12/13/15	25
vs. <i>UNCG</i> , 11/15/15	25
vs. San Diego State, 11/23/14	25
vs. Clemson, 11/20/14	25
vs. Alabama, 1/19/14	25
vs. Charleston Southern, 11/8/13	25

Steals

Game	Steals
1. vs. NC Central, 12/1/14	21
vs. Furman, 12/11/11	21
3. vs. San Diego State, 11/23/14	18
4. vs. Charleston Southern, 11/8/13	17
5. at Ole Miss, 2/25/16	16
vs. NC State, 12/12/10	16
vs. USC Upstate, 12/16/08	16

Blocked Shots

Game	Blocks
1. vs. <i>Winthrop</i> , 12/13/15	16
2. vs. Arkansas, 3/6/15	15
3. at Mississippi State, 2/6/14	14
vs. Kentucky, 1/9/14	14
5. at Kentucky, 3/1/15	12
vs. Charleston Southern, 11/14/13	12

Turnovers

Fewest	TOs
1. at Tennessee, 2/2/12	4
2. vs. <i>CSU Bakersfield</i> , 11/28/15	5
at <i>Clemson</i> , 11/18/15	5
vs. Tennessee, 2/23/15	5
vs. Syracuse, 11/28/14	5
at Missouri, 2/28/13	5
vs. Georgia, 3/2/12	5
vs. Ole Miss, 3/3/11	5

Most	TOs
1. at Wake Forest, 12/3/08	32
2. at Ole Miss, 2/25/16	29
vs. Hampton, 11/22/12	29
vs. Kentucky, 1/15/12	29
5. at Kentucky, 1/13/11	28



2015-16 South Carolina Basketball
#3/2 South Carolina Season Schedule/Results & Leaders (as of Mar 04, 2016)
All games



RECORD:	OVERALL	HOME	AWAY	NEUTRAL
ALL GAMES	29-1	14-1	11-0	4-0
CONFERENCE	16-0	8-0	8-0	0-0
NON-CONFERENCE	13-1	6-1	3-0	4-0

Date	Opponent	Score	Att.	High Points	High Rebounds
11/13/15	#6/10 OHIO STATE	w 88-80	16815	(20)WILSON, A'ja	(14)WILSON, A'ja
11/15/15	UNCG	w 92-44	13607	(19)WILSON, A'ja	(11)IMOVBIQH, Sarah
11/18/15	at Clemson	w 67-41	1030	(18)MITCHELL, Tiffany	(6)COATES, Alaina (6)IMOVBIQH, Sarah (6)WHITE, Jatarie
11/22/15	at UCLA	w 68-65	2018	(17)ROY, Tina (17)MITCHELL, Tiffany	(12)COATES, Alaina
11/27/15	@vs #16/18 Arizona State	w 60-58	2020	(18)CUEVAS, Bianca (18)WILSON, A'ja	(11)WILSON, A'ja
11/28/15	@vs CSU Bakersfield	w 90-71	2152	(26)WILSON, A'ja	(8)WILSON, A'ja
11/29/15	@at Hawaii	w 67-51	2073	(18)WILSON, A'ja	(5)WILSON, A'ja
12/06/15	#14/13 DUKE	w 66-55	16429	(28)WILSON, A'ja	(11)WILSON, A'ja
12/13/15	WINTHROP	w 86-37	13409	(29)COATES, Alaina	(16)COATES, Alaina
12/16/15	HAMPTON	w 86-48	12117	(22)COATES, Alaina	(12)COATES, Alaina
12/20/15	<vs East Carolina	w 88-57		(18)MITCHELL, Tiffany	(15)COATES, Alaina
12/22/15	ELON	w 78-63	13670	(18)MITCHELL, Tiffany	(8)WILSON, A'ja (8)COATES, Alaina
01/03/16	*ARKANSAS	w 85-32	13407	(21)ROY, Tina	(10)WILSON, A'ja (10)COATES, Alaina
01/07/16	*at Vanderbilt	w 71-61	2547	(22)MITCHELL, Tiffany	(10)COATES, Alaina
01/10/16	*#20/- MISSOURI	w 83-58	15934	(19)MITCHELL, Tiffany	(12)COATES, Alaina
01/14/16	*at #9/9 Kentucky	w 73-62	5527	(26)WILSON, A'ja	(13)WILSON, A'ja
01/17/16	*#15/11 TEXAS A&M	w 59-58	15406	(26)WILSON, A'ja	(11)COATES, Alaina
01/21/16	*at Auburn	w 74-58	2419	(17)COATES, Alaina	(10)COATES, Alaina
01/24/16	*at #10/10 Mississippi State	w 57-51	10626	(21)MITCHELL, Tiffany	(11)WILSON, A'ja (11)COATES, Alaina
01/28/16	*OLE MISS	w 81-62	14313	(17)WILSON, A'ja	(14)COATES, Alaina
01/31/16	*at #10/10 Texas A&M	w 70-63	8511	(27)WILSON, A'ja	(10)WILSON, A'ja (10)COATES, Alaina
02/04/16	*#18/18 KENTUCKY	w 78-68	15015	(27)COATES, Alaina	(13)COATES, Alaina
02/08/16	#1/1 UCONN	54-66 L	18000	(13)WILSON, A'ja (13)IMOVBIQH, Sarah	(9)COATES, Alaina
02/11/16	*#16/19 FLORIDA	w 86-71	13324	(22)MITCHELL, Tiffany	(11)COATES, Alaina
02/15/16	*at #24/- Tennessee	w 62-56	12014	(25)WILSON, A'ja	(10)COATES, Alaina
02/18/16	*GEORGIA	w 61-51	16186	(19)MITCHELL, Tiffany	(9)WILSON, A'ja
02/22/16	*at Alabama	w 66-46	2679	(16)WILSON, A'ja	(18)COATES, Alaina
02/25/16	*at Ole Miss	w 66-45	1473	(16)WILSON, A'ja	(14)COATES, Alaina
02/28/16	*LSU	w 75-39	16240	(24)MITCHELL, Tiffany	(7)WILSON, A'ja
03/04/16	vs Auburn	w 57-48		(14)COATES, Alaina	(12)COATES, Alaina

* = Conference game

@ = Rainbow Wahine Showdown (Honolulu, Hawaii)

< = Carolinas Challenge (Myrtle Beach, S.C.)

Attendance Summary	Games	Attend	Avg/Game
Home	15	223872	14925
Away	11	50917	4629
Neutral	4	4172	1043
Total	30	278961	9299



2015-16 South Carolina Basketball
#3/2 South Carolina Points-Rebounds-Assists (as of Mar 04, 2016)
All games



Opponent	Date	Score	01		04		05		22		23		24		25	
			CUEVAS,BIA	CLINEY,DON	SESSIONS,K	WILSON,A'J	ROY,TINA	IMOVBIQH,S	MITCHELL,T							
#6/10 OHIO STATE	11/13/15	88-80	w	5-0-1	DNP	12-3-3	20-14-0	3-1-1	8-10-0	15-3-3						
UNCG	11/15/15	92-44	w	11-2-1	DNP	2-1-4	19-10-1	9-0-6	14-11-0	10-2-5						
at Clemson	11/18/15	67-41	w	4-1-2	DNP	0-2-5	7-5-0	3-1-1	9-6-0	18-5-0						
at UCLA	11/22/15	68-65	w	7-2-2	DNP	0-5-1	11-10-3	17-3-4	0-4-0	17-5-2						
vs #16/18 Arizona State	11/27/15	60-58	w	18-2-0	DNP	6-3-0	18-11-1	3-2-3	1-8-0	6-1-1						
vs CSU Bakersfield	11/28/15	90-71	w	20-4-6	DNP	8-1-1	26-8-4	3-5-3	6-5-0	13-1-1						
at Hawaii	11/29/15	67-51	w	13-4-0	DNP	11-4-4	18-5-0	0-0-2	3-4-0	14-2-2						
#14/13 DUKE	12/06/15	66-55	w	2-4-2	DNP	5-5-1	28-11-2	3-1-2	0-0-0	12-4-2						
WINTHROP	12/13/15	86-37	w	13-2-1	DNP	4-1-6	DNP	3-0-3	7-4-1	12-5-3						
HAMPTON	12/16/15	86-48	w	6-1-1	DNP	5-4-2	DNP	0-3-3	19-7-0	17-6-2						
vs East Carolina	12/20/15	88-57	w	4-1-1	DNP	5-2-3	15-10-0	3-3-0	4-12-2	18-1-3						
ELON	12/22/15	78-63	w	2-1-2	DNP	6-2-4	12-8-2	9-0-1	2-3-0	18-4-2						
ARKANSAS	01/03/16	85-32	w	10-2-3	DNP	7-3-4	14-10-1	21-1-3	9-7-0	12-3-4						
at Vanderbilt	01/07/16	71-61	w	4-1-2	2-0-0	10-4-0	4-6-2	13-1-1	0-2-0	22-2-5						
#20/- MISSOURI	01/10/16	83-58	w	6-0-1	5-1-0	9-0-1	11-11-1	3-2-2	4-2-2	19-2-2						
at #9/9 Kentucky	01/14/16	73-62	w	2-0-1	0-0-0	8-1-3	26-13-2	12-3-4	0-5-0	16-2-2						
#15/11 TEXAS A&M	01/17/16	59-58	w	9-3-2	DNP	8-2-2	26-8-1	0-2-1	0-1-0	11-4-2						
at Auburn	01/21/16	74-58	w	1-2-2	3-2-3	5-3-1	11-6-2	12-0-2	2-2-0	13-1-5						
at #10/10 Mississippi S	01/24/16	57-51	w	0-0-1	1-0-0	10-4-1	6-11-1	11-1-2	0-7-0	21-2-2						
OLE MISS	01/28/16	81-62	w	6-0-1	4-3-1	4-2-5	17-9-2	9-0-4	7-9-0	15-4-4						
at #10/10 Texas A&M	01/31/16	70-63	w	0-0-0	0-0-0	10-2-3	27-10-1	1-1-1	0-1-0	20-4-2						
#18/18 KENTUCKY	02/04/16	78-68	w	5-2-2	7-1-2	9-4-1	18-7-3	7-1-4	2-1-0	2-0-0						
#1/1 UCONN	02/08/16	54-66	L	2-2-1	4-0-1	4-1-2	13-6-0	0-2-2	13-8-0	12-5-0						
#16/19 FLORIDA	02/11/16	86-71	w	3-0-3	10-3-2	6-0-4	13-9-1	6-2-4	6-6-0	22-3-4						
at #24/- Tennessee	02/15/16	62-56	w	2-0-2	2-1-0	13-2-0	25-6-1	8-3-3	0-3-0	12-2-2						
GEORGIA	02/18/16	61-51	w	DNP	1-2-0	13-1-2	16-9-2	3-3-1	2-5-0	19-4-4						
at Alabama	02/22/16	66-46	w	5-6-3	4-0-2	4-11-3	16-10-2	3-1-3	8-6-1	10-1-1						
at Ole Miss	02/25/16	66-45	w	9-2-4	7-2-0	0-2-1	16-4-3	0-1-3	3-5-0	12-4-1						
LSU	02/28/16	75-39	w	3-1-3	7-0-2	3-0-0	14-7-0	9-2-3	1-5-0	24-1-5						
vs Auburn	03/04/16	57-48	w	10-1-3	0-1-0	5-1-0	8-8-3	4-2-1	3-2-0	8-1-3						

Opponent	Date	Score	31		40		41		44	
			DOZIER,ASI	WHITE,JATA	COATES,ALA	FARMER,IND				
#6/10 OHIO STATE	11/13/15	88-80	w	4-0-1	4-3-2	17-13-0	DNP			
UNCG	11/15/15	92-44	w	3-2-6	5-3-1	12-7-0	0-1-0			
at Clemson	11/18/15	67-41	w	8-1-0	3-6-2	10-6-1	DNP			
at UCLA	11/22/15	68-65	w	0-0-0	2-2-0	12-12-0	DNP			
vs #16/18 Arizona State	11/27/15	60-58	w	2-1-0	0-2-0	6-7-1	DNP			
vs CSU Bakersfield	11/28/15	90-71	w	0-0-0	2-5-1	6-4-0	DNP			
at Hawaii	11/29/15	67-51	w	3-0-3	0-2-1	3-1-0	DNP			
#14/13 DUKE	12/06/15	66-55	w	0-2-3	0-5-1	16-7-0	DNP			
WINTHROP	12/13/15	86-37	w	9-2-3	4-9-1	29-16-0	0-1-0			
HAMPTON	12/16/15	86-48	w	6-2-5	8-7-0	22-12-2	DNP			
vs East Carolina	12/20/15	88-57	w	10-1-0	14-4-0	10-15-0	0-1-0			
ELON	12/22/15	78-63	w	7-1-3	2-2-0	16-8-0	DNP			
ARKANSAS	01/03/16	85-32	w	DNP	1-5-1	11-10-2	0-1-0			
at Vanderbilt	01/07/16	71-61	w	3-1-4	2-2-0	11-10-1	DNP			
#20/- MISSOURI	01/10/16	83-58	w	2-3-1	11-4-0	13-12-0	DNP			
at #9/9 Kentucky	01/14/16	73-62	w	0-1-0	0-5-0	9-11-1	DNP			
#15/11 TEXAS A&M	01/17/16	59-58	w	0-1-1	0-0-0	5-11-3	DNP			
at Auburn	01/21/16	74-58	w	1-2-3	9-2-0	17-10-2	DNP			
at #10/10 Mississippi S	01/24/16	57-51	w	2-1-1	0-0-0	6-11-1	DNP			
OLE MISS	01/28/16	81-62	w	3-0-5	3-2-0	13-14-2	DNP			
at #10/10 Texas A&M	01/31/16	70-63	w	0-1-1	0-0-0	12-10-6	DNP			
#18/18 KENTUCKY	02/04/16	78-68	w	DNP	1-3-1	27-13-2	DNP			
#1/1 UCONN	02/08/16	54-66	L	DNP	4-1-1	2-9-0	DNP			
#16/19 FLORIDA	02/11/16	86-71	w	DNP	6-5-0	14-11-3	DNP			
at #24/- Tennessee	02/15/16	62-56	w	DNP	0-1-1	0-10-1	DNP			
GEORGIA	02/18/16	61-51	w	DNP	DNP	7-8-1	DNP			
at Alabama	02/22/16	66-46	w	3-0-1	DNP	13-18-0	0-0-0			
at Ole Miss	02/25/16	66-45	w	8-1-5	DNP	11-14-0	0-0-0			
LSU	02/28/16	75-39	w	0-2-2	4-2-0	10-4-0	0-0-0			
vs Auburn	03/04/16	57-48	w	5-1-0	0-3-1	14-12-0	DNP			



2015-16 South Carolina Basketball
#3/2 South Carolina Team Game-by-Game Comparison (as of Mar 04, 2016)
All games



Opponent	1st	2nd	Score	Mar	Total FG	FG Pct	3-Pointers	3FG Pct	Free Throws	FT Pct	Rebounds	Assist	T/Over	Block	Steal	Fouls
#6/10 OHIO STATE	45/47	43/33	88-80	+8	31-69/26-80	.449/.325	3-11/10-23	.273/.435	23-35/18-20	.657/.900	51/42	11/3	20/18	6/10	9/13	20/29
UNCG	53/25	39/19	92-44	+48	35-67/16-62	.522/.258	8-24/3-13	.333/.231	14-23/9-14	.609/.643	47/36	25/4	10/21	10/2	15/6	15/21
Clemson	31/20	36/21	67-41	+26	23-63/14-43	.365/.326	7-25/3-7	.280/.429	14-28/10-14	.500/.714	41/36	13/12	5/19	6/0	12/0	15/24
UCLA	32/31	36/34	68-65	+3	24-55/23-64	.436/.359	6-19/4-18	.316/.222	14-16/15-25	.875/.600	45/31	12/10	2/19	4/3	6/13	19/21
#16/18 Arizona State	30/33	30/25	60-58	+2	24-58/21-61	.414/.344	1-11/8-20	.091/0.400	11-16/8-14	.688/.571	42/39	6/10	2/19	3/1	10/11	16/15
CSU Bakersfield	45/37	45/34	90-71	+19	35-64/25-58	.547/.431	3-12/8-18	.250/.444	17-31/13-15	.548/.867	39/30	18/16	5/11	5/0	5/2	12/27
Hawaii	29/22	38/29	67-51	+16	25-55/19-50	.455/.380	4-14/5-18	.286/.278	13-19/8-18	.684/.444	30/33	12/11	14/20	5/3	9/3	22/20
#14/13 DUKE	30/26	36/29	66-55	+11	24-57/21-59	.421/.356	2-10/3-10	.200/.300	16-28/10-13	.571/.759	43/36	13/9	14/15	5/6	8/8	16/21
WINTHROP	47/13	39/24	86-37	+49	34-62/16-64	.548/.250	9-24/1-9	.375/.111	9-12/4-15	.750/.267	48/32	25/9	13/14	16/4	10/9	13/16
HAMPTON	30/18	56/30	86-48	+38	28-58/19-61	.483/.311	6-16/5-21	.375/.238	24-31/5-8	.774/.625	52/19	17/12	17/9	2/6	3/10	13/25
East Carolina	44/26	44/31	88-57	+31	31-66/19-69	.470/.275	5-18/6-23	.278/.261	21-28/13-14	.750/.929	54/37	13/7	11/13	4/3	7/3	14/26
ELON	35/31	43/32	78-63	+15	30-63/13-54	.476/.442	8-19/4-13	.421/.308	10-14/13-19	.714/.684	34/26	14/14	14/17	6/1	6/7	17/17
ARKANSAS	44/18	41/14	85-32	+53	33-63/13-54	.524/.241	11-23/1-12	.478/.083	8-13/5-10	.615/.500	48/26	18/9	15/18	2/1	11/5	11/17
Vanderbilt	31/31	40/30	71-61	+10	25-50/22-53	.500/.415	10-22/4-20	.455/.200	11-23/13-15	.478/.867	30/29	15/12	11/13	0/1	7/5	18/19
#20- MISSOURI	35/17	48/41	83-58	+25	24-57/18-58	.421/.310	3-14/4-21	.214/.190	15-25/11-18	.744/.857	39/37	10/11	13/20	7/2	14/6	22/34
#9/9 Kentucky	28/32	45/30	73-62	+11	26-63/24-64	.413/.375	6-17/3-9	.353/.333	11-19/5-8	.579/.625	33/43	13/7	11/13	10/2	3/3	16/22
#15/11 TEXAS A&M	26/27	33/31	59-58	+1	23-54/25-68	.426/.368	2-12/3-7	.167/.429	15-25/11-14	.650/.786	34/30	12/12	16/15	9/7	12/10	14/21
Auburn	33/20	41/38	74-58	+16	27-52/19-55	.519/.345	7-19/9-27	.368/.333	13-20/11-14	.650/.766	40/31	9/9	21/13	6/2	5/5	21/21
#10/10 Mississippi State	22/20	35/31	57-51	+6	19-44/16-59	.432/.271	4-13/3-13	.308/.231	15-23/16-17	.652/.941	45/28	24/14	11/14	3/3	9/8	11/21
OLE MISS	40/26	41/36	81-62	+19	31-68/26-54	.456/.481	7-23/3-19	.304/.158	12-24/7-13	.500/.538	34/30	14/16	16/17	5/6	9/6	16/21
#10/10 Texas A&M	25/31	45/32	70-63	+7	24-53/27-62	.453/.435	2-11/3-12	.182/.250	20-25/6-6	.800/1000	45/28	24/14	11/14	3/3	9/8	16/21
#18/18 KENTUCKY	35/30	43/38	78-68	+10	26-50/28-69	.520/.406	2-12/2-8	.167/.250	24-35/10-14	.688/.714	39/32	15/11	17/11	6/1	8/4	17/31
#1/1 UCONN	25/35	29/31	54-66	(12)	20-53/24-57	.377/.421	3-10/6-16	.300/.375	11-16/12-18	.688/.667	35/35	7/14	15/13	5/6	6/9	15/16
#16/19 FLORIDA	43/31	43/40	86-71	+15	28-57/27-69	.491/.391	8-19/8-22	.421/.364	22-31/9-15	.710/.600	44/30	21/15	22/20	5/3	10/13	17/29
GEORGIA	24/21	38/35	62-56	+6	18-49/18-53	.367/.340	4-13/3-14	.308/.214	22-30/17-22	.733/.773	30/43	10/6	12/19	5/4	8/4	21/22
Alabama	27/13	34/38	61-51	+10	20-53/21-59	.377/.356	5-17/6-21	.294/.286	16-27/3-6	.593/.500	39/34	10/14	17/21	4/5	13/7	16/23
Ole Miss	32/22	34/24	66-46	+20	23-60/18-63	.383/.286	6-17/3-28	.353/.107	14-20/7-11	.700/.636	58/31	16/5	16/8	4/4	5/10	14/18
LSU	34/19	32/26	66-45	+21	23-41/14-63	.561/.222	2-11/7-17	.182/.412	18-26/10-17	.692/.588	40/32	17/9	29/23	7/2	16/11	17/22
Auburn	38/19	37/20	75-39	+36	22-43/13-45	.512/.289	10-21/2-3	.476/.667	21-26/11-14	.808/.766	27/29	15/8	9/20	1/2	11/6	16/21
Auburn	32/16	25/32	57-48	+9	16-51/20-56	.314/.357	3-12/3-13	.250/.231	22-29/5-9	.759/.556	36/35	11/9	16/15	8/5	10/4	12/24

Note: Game totals are displayed in the format TEAM/OPPONENT for each category



2015-16 South Carolina Basketball
#3/2 South Carolina Combined Team Statistics (as of Mar 04, 2016)
Last 5



RECORD:	OVERALL	HOME	AWAY	NEUTRAL
ALL GAMES	5-0	2-0	2-0	1-0
CONFERENCE	4-0	2-0	2-0	0-0
NON-CONFERENCE	1-0	0-0	0-0	1-0

##	Player	gp-gs	min	avg	Total		3-Point		F-Throw		Rebounds				pf	dq	a	to	blk	stl	pts	avg		
					fg-fga	fg%	3fg-fga	3fg%	ft-fa	ft%	off	def	tot	avg										
25	MITCHELL, Tiffany	5-4	156	31.2	21-54	.389	9-26	.346	22-26	.846	2	9	11	2.2	11	0	14	10	1	11	73	14.6		
22	WILSON, A'ja	5-4	138	27.6	29-51	.569	0-0	.000	12-17	.706	12	26	38	7.6	9	0	10	15	14	4	70	14.0		
41	COATES, Alaina	5-4	135	27.0	17-38	.447	0-0	.000	21-30	.700	18	38	56	11.2	15	0	1	8	5	6	55	11.0		
01	CUEVAS, Bianca	4-1	91	22.8	8-18	.444	3-9	.333	8-9	.889	3	7	10	2.5	7	0	13	12	0	10	27	6.8		
05	SESSIONS, Khadijah	5-5	111	22.2	5-20	.250	4-9	.444	11-21	.524	4	11	15	3.0	8	0	6	10	0	12	25	5.0		
31	DOZIER, Asia	4-4	86	21.5	5-14	.357	3-11	.273	3-6	.500	0	4	4	1.0	2	0	8	10	1	1	16	4.0		
23	ROY, Tina	5-1	106	21.2	6-21	.286	6-18	.333	1-2	.500	2	7	9	1.8	1	0	11	6	0	1	19	3.8		
04	CLINEY, Doniyah	5-1	62	12.4	5-11	.455	1-5	.200	8-10	.800	1	4	5	1.0	4	0	4	7	1	6	19	3.8		
24	IMOVBIQH, Sarah	5-1	83	16.6	7-16	.438	0-0	.000	3-5	.600	5	18	23	4.6	13	0	1	4	1	4	17	3.4		
40	WHITE, Jatarie	2-0	21	10.5	1-4	.250	0-0	.000	2-2	1.000	1	4	5	2.5	5	0	1	1	1	0	4	2.0		
44	FARMER, India	3-0	11	3.7	0-1	.000	0-0	.000	0-0	.000	0	0	0	0.0	0	0	0	1	0	0	0	0.0		
Team											11	13	24											
Total.....		5	1000		104-248	.419	26-78	.333	91-128	.711	59	141	200	40.0	75	0	69	87	24	55	325	65.0		
Opponents.....		5	1000		86-286	.301	21-82	.256	36-57	.632	67	94	161	32.2	108	4	45	87	18	38	229	45.8		



2015-16 South Carolina Basketball
#3/2 South Carolina Combined Team Statistics (as of Mar 04, 2016)
Last 3



RECORD:	OVERALL	HOME	AWAY	NEUTRAL
ALL GAMES	3-0	1-0	1-0	1-0
CONFERENCE	2-0	1-0	1-0	0-0
NON-CONFERENCE	1-0	0-0	0-0	1-0

##	Player	gp-gs	min	avg	Total		3-Point		F-Throw		Rebounds				pf	dq	a	to	blk	stl	pts	avg		
					fg-fga	fg%	3fg-fga	3fg%	ft-fa	ft%	off	def	tot	avg										
25	MITCHELL, Tiffany	3-2	90	30.0	12-30	.400	5-15	.333	15-18	.833	2	4	6	2.0	8	0	9	7	0	7	44	14.7		
22	WILSON, A'ja	3-2	77	25.7	16-23	.696	0-0	.000	6-6	1.000	2	17	19	6.3	3	0	6	7	9	3	38	12.7		
41	COATES, Alaina	3-2	72	24.0	11-25	.440	0-0	.000	13-20	.650	13	17	30	10.0	7	0	0	3	4	6	35	11.7		
01	CUEVAS, Bianca	3-1	66	22.0	6-13	.462	2-6	.333	8-9	.889	1	3	4	1.3	6	0	10	10	0	8	22	7.3		
04	CLINEY, Doniyah	3-0	34	11.3	4-6	.667	1-3	.333	5-6	.833	1	2	3	1.0	3	0	2	4	1	3	14	4.7		
31	DOZIER, Asia	3-3	70	23.3	4-12	.333	2-9	.222	3-6	.500	0	4	4	1.3	2	0	7	8	0	1	13	4.3		
23	ROY, Tina	3-1	67	22.3	4-10	.400	4-9	.444	1-2	.500	0	5	5	1.7	1	0	7	3	0	0	13	4.3		
05	SESSIONS, Khadijah	3-3	44	14.7	1-6	.167	1-2	.500	5-7	.714	1	2	3	1.0	3	0	1	6	0	6	8	2.7		
24	IMOVBIQH, Sarah	3-1	51	17.0	2-5	.400	0-0	.000	3-5	.600	2	10	12	4.0	7	0	0	2	1	3	7	2.3		
40	WHITE, Jatarie	2-0	21	10.5	1-4	.250	0-0	.000	2-2	1.000	1	4	5	2.5	5	0	1	1	1	0	4	2.0		
44	FARMER, India	2-0	8	4.0	0-1	.000	0-0	.000	0-0	.000	0	0	0	0.0	0	0	0	1	0	0	0	0.0		
Team											6	6	12											
Total.....		3	600		61-135	.452	15-44	.341	61-81	.753	29	74	103	34.3	45	0	43	54	16	37	198	66.0		
Opponents.....		3	600		47-164	.287	12-33	.364	26-40	.650	49	47	96	32.0	67	1	26	58	9	21	132	44.0		



2015-16 South Carolina Basketball
#3/2 South Carolina Combined Team Statistics (as of Feb 15, 2016)
vs Ranked



RECORD:	OVERALL	HOME	AWAY	NEUTRAL
ALL GAMES	11-1	6-1	4-0	1-0
CONFERENCE	8-0	4-0	4-0	0-0
NON-CONFERENCE	3-1	2-1	0-0	1-0

##	Player	gp-gs	min	avg	Total		3-Point		F-Throw		Rebounds				pf	dq	a	to	blk	stl	pts	avg						
					fg-fga	fg%	3fg-fga	3fg%	ft-fga	ft%	off	def	tot	avg														
22	WILSON, A'ja	12-12	356	29.7	84-157	.535	0-0	.000	63-82	.768	36	81	117	9.8	31	0	14	33	49	11	231	19.3						
25	MITCHELL, Tiffany	12-12	398	33.2	53-143	.371	14-56	.250	48-56	.857	10	22	32	2.7	29	0	22	40	3	21	168	14.0						
41	COATES, Alaina	12-11	351	29.3	49-76	.645	0-0	.000	29-56	.518	23	102	125	10.4	32	0	18	20	11	20	127	10.6						
05	SESSIONS, Khadijah	12-12	360	30.0	29-66	.439	6-18	.333	36-56	.643	6	21	27	2.3	31	1	21	18	1	23	100	8.3						
23	ROY, Tina	12-5	274	22.8	19-73	.260	16-57	.281	3-7	.429	4	17	21	1.8	7	0	29	17	1	6	57	4.8						
01	CUEVAS, Bianca	12-0	174	14.5	17-64	.266	2-11	.182	18-27	.667	2	11	13	1.1	11	0	16	18	2	11	54	4.5						
04	CLINEY, Doniyah	8-2	110	13.8	10-23	.435	2-5	.400	7-12	.583	2	4	6	0.8	12	0	5	11	0	4	29	3.6						
24	IMOVBIQH, Sarah	12-1	131	10.9	16-27	.593	0-0	.000	2-9	.222	24	28	52	4.3	23	0	2	11	2	0	34	2.8						
40	WHITE, Jatarie	12-0	120	10.0	7-19	.368	0-1	.000	12-17	.706	10	19	29	2.4	21	0	6	12	3	4	26	2.2						
31	DOZIER, Asia	8-5	107	13.4	3-13	.231	0-4	.000	4-4	1.000	2	8	10	1.3	8	0	8	12	0	2	10	1.3						
00	COLLEY, Shay	2-0	16	8.0	0-2	.000	0-1	.000	0-0	.000	0	1	1	0.5	4	0	0	2	0	0	0	0.0						
03	DUCKETT, Kaydra	1-0	3	3.0	0-1	.000	0-0	.000	0-0	.000	0	0	0	0.0	1	0	0	0	0	0	0	0.0						
Team											20	21	41	1		4												
Total.....		12	2400	287-664		.432	40-153	.261	222-326	.681	139	335	474	39.5	211	1	141	198	72	102	836	69.7						
Opponents.....		12	2400	275-759		.362	56-175	.320	140-186	.753	165	276	441	36.8	282	10	123	193	50	92	746	62.2						

TEAM STATISTICS

	SC	OPP
SCORING	836	746
Points per game	69.7	62.2
Scoring margin	+7.5	-
FIELD GOALS-ATT	287-664	275-759
Field goal pct	.432	.362
3 POINT FG-ATT	40-153	56-175
3-point FG pct	.261	.320
3-pt FG made per game	3.3	4.7
FREE THROWS-ATT	222-326	140-186
Free throw pct	.681	.753
F-Throws made per game	18.5	11.7
REBOUNDS	474	441
Rebounds per game	39.5	36.8
Rebounding margin	+2.8	-
ASSISTS	141	123
Assists per game	11.8	10.3
TURNOVERS	198	193
Turnovers per game	16.5	16.1
Turnover margin	-0.4	-
Assist/turnover ratio	0.7	0.6
STEALS	102	92
Steals per game	8.5	7.7
BLOCKS	72	50
Blocks per game	6.0	4.2
ATTENDANCE	110923	38698
Home games-Avg/Game	7-15846	4-9170
Neutral site-Avg/Game	-	1-2020

Date	Opponent		Score	Att.
11/13/15	#6/10 OHIO STATE	w	88-80	16815
@ 11/27/15	vs #16/18 Arizona State	w	60-58	2020
12/06/15	#14/13 DUKE	w	66-55	16429
* 01/10/16	#20/- MISSOURI	w	83-58	15934
* 01/14/16	at #9/9 Kentucky	w	73-62	5527
* 01/17/16	#15/11 TEXAS A&M	w	59-58	15406
* 01/24/16	at #10/10 Mississippi State	w	57-51	10626
* 01/31/16	at #10/10 Texas A&M	w	70-63	8511
* 02/04/16	#18/18 KENTUCKY	w	78-68	15015
02/08/16	#1/1 UCONN	L	54-66	18000
* 02/11/16	#16/19 FLORIDA	w	86-71	13324
* 02/15/16	at #24/- Tennessee	w	62-56	12014

* = Conference game

@ = Rainbow Wahine Showdown (Honolulu, Hawaii)

< = Carolinas Challenge (Myrtle Beach, S.C.)

Score by Periods	1st	2nd	3rd	4th	Totals
#3/2 South Carolina	173	195	207	261	836
Opponents	171	179	190	206	746



2015-16 South Carolina Basketball
#3/2 South Carolina Combined Team Statistics (as of Feb 28, 2016)
Conference games



RECORD:	OVERALL	HOME	AWAY	NEUTRAL
ALL GAMES	16-0	8-0	8-0	0-0
CONFERENCE	16-0	8-0	8-0	0-0
NON-CONFERENCE	0-0	0-0	0-0	0-0

##	Player	gp-gs	min	avg	Total		3-Point		F-Throw		Rebounds			pf	dq	a	to	blk	stl	pts	avg									
					fg-fga	fg%	3fg-fga	3fg%	ft-fga	ft%	off	def	tot																	
22	WILSON, A'ja	16-15	453	28.3	97-178	.545	0-0	.000	66-91	.725	43	93	136	8.5	39	0	25	40	53	10	260	16.3								
25	MITCHELL, Tiffany	16-15	491	30.7	79-187	.422	27-81	.333	65-78	.833	12	27	39	2.4	34	0	45	41	2	31	250	15.6								
41	COATES, Alaina	16-15	463	28.9	68-102	.667	0-0	.000	43-75	.573	37	140	177	11.1	42	0	25	25	12	20	179	11.2								
05	SESSIONS, Khadijah	16-16	439	27.4	34-75	.453	14-31	.452	37-60	.617	10	31	41	2.6	37	1	31	25	2	34	119	7.4								
23	ROY, Tina	16-3	364	22.8	39-108	.361	36-93	.387	4-9	.444	5	19	24	1.5	5	0	41	18	0	11	118	7.4								
01	CUEVAS, Bianca	15-1	251	16.7	21-71	.296	5-24	.208	18-24	.750	5	14	19	1.3	17	0	30	30	0	19	65	4.3								
04	CLINEY, Doniyah	14-3	173	12.4	17-40	.425	3-11	.273	16-24	.667	5	10	15	1.1	21	0	12	18	0	10	53	3.8								
40	WHITE, Jatarie	13-0	145	11.2	11-26	.423	0-2	.000	15-24	.625	11	20	31	2.4	22	0	3	10	3	4	37	2.8								
24	IMOVBIQH, Sarah	16-1	198	12.4	20-40	.500	0-0	.000	4-15	.267	32	35	67	4.2	33	0	3	16	2	5	44	2.8								
31	DOZIER, Asia	11-11	202	18.4	6-29	.207	4-22	.182	6-10	.600	2	11	13	1.2	9	0	24	19	1	3	22	2.0								
03	DUCKETT, Kaydra	1-0	7	7.0	0-0	.000	0-0	.000	0-0	.000	0	2	2	2.0	2	0	0	2	0	1	0	0.0								
44	FARMER, India	4-0	14	3.5	0-1	.000	0-0	.000	0-0	.000	0	1	1	0.3	0	0	0	1	0	0	0	0.0								
Team											28	31	59		1		3													
Total.....		16	3200		392-857	.457	89-264	.337	274-410	.668	190	434	624	39.0	262	1	239	248	75	148	1147	71.7								
Opponents.....		16	3200		329-948	.347	64-253	.253	159-221	.719	201	327	528	33.0	358	14	172	258	46	110	881	55.1								

TEAM STATISTICS	SC	OPP	Date	Opponent	Score	Att.
SCORING	1147	881	* 01/03/16	ARKANSAS	w 85-32	13407
Points per game	71.7	55.1	* 01/07/16	at Vanderbilt	w 71-61	2547
Scoring margin	+16.6	-	* 01/10/16	#20/- MISSOURI	w 83-58	15934
FIELD GOALS-ATT	392-857	329-948	* 01/14/16	at #9/9 Kentucky	w 73-62	5527
Field goal pct	.457	.347	* 01/17/16	#15/11 TEXAS A&M	w 59-58	15406
3 POINT FG-ATT	89-264	64-253	* 01/21/16	at Auburn	w 74-58	2419
3-point FG pct	.337	.253	* 01/24/16	at #10/10 Mississippi State	w 57-51	10626
3-pt FG made per game	5.6	4.0	* 01/28/16	OLE MISS	w 81-62	14313
FREE THROWS-ATT	274-410	159-221	* 01/31/16	at #10/10 Texas A&M	w 70-63	8511
Free throw pct	.668	.719	* 02/04/16	#18/18 KENTUCKY	w 78-68	15015
F-Throws made per game	17.1	9.9	* 02/11/16	#16/19 FLORIDA	w 86-71	13324
REBOUNDS	624	528	* 02/15/16	at #24/- Tennessee	w 62-56	12014
Rebounds per game	39.0	33.0	* 02/18/16	GEORGIA	w 61-51	16186
Rebounding margin	+6.0	-	* 02/22/16	at Alabama	w 66-46	2679
ASSISTS	239	172	* 02/25/16	at Ole Miss	w 66-45	1473
Assists per game	14.9	10.8	* 02/28/16	LSU	w 75-39	16240
TURNOVERS	248	258				
Turnovers per game	15.5	16.1				
Turnover margin	+0.6	-				
Assist/turnover ratio	1.0	0.7				
STEALS	148	110				
Steals per game	9.3	6.9				
BLOCKS	75	46				
Blocks per game	4.7	2.9				
ATTENDANCE	119825	45796				
Home games-Avg/Game	8-14978	8-5724				
Neutral site-Avg/Game	-	0-0				

* = Conference game

@ = Rainbow Wahine Showdown (Honolulu, Hawaii)

< = Carolinas Challenge (Myrtle Beach, S.C.)

Score by Periods	1st	2nd	3rd	4th	Totals
#3/2 South Carolina	224	293	302	328	1147
Opponents	179	198	231	273	881



2015-16 South Carolina Basketball
#3/2 South Carolina Combined Team Statistics (as of Mar 04, 2016)
All games



RECORD:	OVERALL	HOME	AWAY	NEUTRAL
ALL GAMES	29-1	14-1	11-0	4-0
CONFERENCE	16-0	8-0	8-0	0-0
NON-CONFERENCE	13-1	6-1	3-0	4-0

##	Player	gp-gs	min	avg	Total		3-Point		F-Throw		Rebounds				pf	dq	a	to	blk	stl	pts	avg
					fg-fga	fg%	3fg-fga	3fg%	ft-fga	ft%	off	def	tot	avg								
22	WILSON, A'ja	28-27	759	27.1	177-326	.543	0-0	.000	101-141	.716	76	166	242	8.6	66	1	41	61	88	21	455	16.3
25	MITCHELL, Tiffany	30-29	916	30.5	138-339	.407	51-149	.342	113-136	.831	28	56	84	2.8	57	0	74	76	6	52	440	14.7
41	COATES, Alaina	30-28	800	26.7	139-218	.638	0-0	.000	76-136	.559	83	223	306	10.2	76	0	29	48	39	36	354	11.8
05	SESSIONS, Khadijah	30-30	762	25.4	57-128	.445	17-44	.386	61-97	.629	19	57	76	2.5	66	1	67	45	2	58	192	6.4
01	CUEVAS, Bianca	29-1	512	17.7	61-173	.353	12-57	.211	48-64	.750	8	38	46	1.6	32	0	53	55	2	38	182	6.3
23	ROY, Tina	30-13	635	21.2	59-181	.326	55-154	.357	5-11	.455	8	39	47	1.6	11	0	73	31	1	14	178	5.9
24	IMOVBIQH, Sarah	30-4	426	14.2	54-92	.587	0-0	.000	25-54	.463	69	82	151	5.0	51	0	6	24	4	11	133	4.4
04	CLINEY, Doniyah	16-3	200	12.5	18-43	.419	4-13	.308	17-26	.654	5	11	16	1.0	23	0	13	20	1	10	57	3.6
31	DOZIER, Asia	24-15	415	17.3	26-76	.342	14-51	.275	13-18	.722	4	22	26	1.1	18	0	48	33	1	8	79	3.3
40	WHITE, Jatarie	27-0	351	13.0	28-77	.364	0-3	.000	29-45	.644	24	61	85	3.1	52	0	14	19	12	6	85	3.1
00	COLLEY, Shay	11-0	142	12.9	11-31	.355	3-12	.250	5-8	.625	8	12	20	1.8	18	0	13	16	1	7	30	2.7
03	DUCKETT, Kaydra	8-0	55	6.9	4-9	.444	1-3	.333	0-0	.000	1	7	8	1.0	8	0	5	4	1	3	9	1.1
44	FARMER, India	7-0	27	3.9	0-5	.000	0-3	.000	0-0	.000	1	3	4	0.6	2	0	0	1	2	0	0	0.0
Team											51	59	110		1		11					
Total.....		30	6000		772-1698	.455	157-489	.321	493-736	.670	385	836	1221	40.7	481	2	436	444	160	264	2194	73.1
Opponents.....		30	6000		615-1784	.345	133-475	.280	302-437	.691	373	622	995	33.2	660	22	312	471	96	208	1665	55.5

TEAM STATISTICS	SC	OPP	Date	Opponent	Score	Att.
SCORING	2194	1665	11/13/15	#6/10 OHIO STATE	w 88-80	16815
Points per game	73.1	55.5	11/15/15	UNCG	w 92-44	13607
Scoring margin	+17.6	-	11/18/15	at Clemson	w 67-41	1030
FIELD GOALS-ATT	772-1698	615-1784	11/22/15	at UCLA	w 68-65	2018
Field goal pct	.455	.345	@ 11/27/15	vs #16/18 Arizona State	w 60-58	2020
3 POINT FG-ATT	157-489	133-475	@ 11/28/15	vs CSU Bakersfield	w 90-71	2152
3-point FG pct	.321	.280	@ 11/29/15	at Hawaii	w 67-51	2073
3-pt FG made per game	5.2	4.4	12/06/15	#14/13 DUKE	w 66-55	16429
FREE THROWS-ATT	493-736	302-437	12/13/15	WINTHROP	w 86-37	13409
Free throw pct	.670	.691	12/16/15	HAMPTON	w 86-48	12117
F-Throws made per game	16.4	10.1	< 12/20/15	vs East Carolina	w 88-57	0
REBOUNDS	1221	995	12/22/15	ELON	w 78-63	13670
Rebounds per game	40.7	33.2	* 01/03/16	ARKANSAS	w 85-32	13407
Rebounding margin	+7.5	-	* 01/07/16	at Vanderbilt	w 71-61	2547
ASSISTS	436	312	* 01/10/16	#20/- MISSOURI	w 83-58	15934
Assists per game	14.5	10.4	* 01/14/16	at #9/9 Kentucky	w 73-62	5527
TURNOVERS	444	471	* 01/17/16	#15/11 TEXAS A&M	w 59-58	15406
Turnovers per game	14.8	15.7	* 01/21/16	at Auburn	w 74-58	2419
Turnover margin	+0.9	-	* 01/24/16	at #10/10 Mississippi State	w 57-51	10626
Assist/turnover ratio	1.0	0.7	* 01/28/16	OLE MISS	w 81-62	14313
STEALS	264	208	* 01/31/16	at #10/10 Texas A&M	w 70-63	8511
Steals per game	8.8	6.9	* 02/04/16	#18/18 KENTUCKY	w 78-68	15015
BLOCKS	160	96	02/08/16	#1/1 UCONN	L 54-66	18000
Blocks per game	5.3	3.2	* 02/11/16	#16/19 FLORIDA	w 86-71	13324
ATTENDANCE	223872	57334	* 02/15/16	at #24/- Tennessee	w 62-56	12014
Home games-Avg/Game	15-14925	11-4629	* 02/18/16	GEORGIA	w 61-51	16186
Neutral site-Avg/Game	-	4-1604	* 02/22/16	at Alabama	w 66-46	2679
			* 02/25/16	at Ole Miss	w 66-45	1473
			* 02/28/16	LSU	w 75-39	16240
			^ 03/04/16	vs Auburn	w 57-48	2245

* = Conference game

@ = Rainbow Wahine Showdown (Honolulu, Hawaii)

< = Carolinas Challenge (Myrtle Beach, S.C.)